

Autodromo di Monza
On October 03 - 04

Qualifying RESULTS

Ord.	Nº	Entrant	Nat.	Driver	Nat.	Vehicle	Laps	Best	Time	Gap	Interval	Km/h
1	3	JULIEN BRICHÉ	FRA	Julien Briché	FRA	SEAT Leon Cup Racer MK3	12	11	2'14.797			154.713
2	61	SEAT AUSTRIA	AUT	Mario Dablander	AUT	SEAT Leon Cup Racer MK3	12	12	2'15.771	0"974	0"974	153.603
3	5	THIBAUT MOURGUES	FRA	Thibaut Mourgues	FRA	SEAT Leon Cup Racer MK3	12	12	2'16.223	1"426	0"452	153.093
4	34	STIAN PAULSEN RACING	NOR	Stian Paulsen	NOR	SEAT Leon Cup Racer MK3	11	7	2'16.226	1"429	0"003	153.090
5	9	LUCILE CYPRIANO	FRA	Lucile Cypriano	FRA	SEAT Leon Cup Racer MK3	13	13	2'16.353	1"556	0"127	152.947
6	8	WOLF-POWER RACING	RSA	Shane Anthony Williams	RSA	SEAT Leon Cup Racer MK3	13	9	2'16.357	1"560	0"004	152.943
7	33	TARGET, SRL	ESP	Jordi Oriola	ESP	SEAT Leon Cup Racer MK3	12	12	2'16.401	1"604	0"044	152.893
8	1	BAPORO MOTORSPORT	ESP	Pol Rosell	ESP	SEAT Leon Cup Racer MK3	12	11	2'17.031	2"234	0"630	152.190
9	2	BAPORO MOTORSPORT	PRT	Manuel Gíao	PRT	SEAT Leon Cup Racer MK3	12	11	2'17.563	2"766	0"532	151.602
10	28	MONLAU COMPETICIÓN	ESP	Fran Rueda	ESP	SEAT Leon Cup Racer MK3	12	12	2'17.632	2"835	0"069	151.526
11	6	PCR SPORT	ESP	Mikel Azcona	ESP	SEAT Leon Cup Racer MK3	11	10	2'17.750	2"953	0"118	151.396
12	22	BAPORO MOTORSPORT	GBR	Alexander Morgan	GBR	SEAT Leon Cup Racer MK3	12	12	2'18.013	3"216	0"263	151.108
13	20	LOURENÇO BEIRÃO	PRT	Lourenço Beirão Da Veiga	PRT	SEAT Leon Cup Racer MK3	12	10	2'18.061	3"264	0"048	151.055
14	11	TARGET, SRL	AUT	Jürgen Schmarl	AUT	SEAT Leon Cup Racer MK3	11	10	2'18.096	3"299	0"035	151.017
15	4	MONLAU COMPETICIÓN	ESP	David Cebrian	ESP	SEAT Leon Cup Racer MK3	12	12	2'18.335	3"538	0"239	150.756
16	73	MATEU CLEMENT	FRA	Mateu Clement	FRA	SEAT Leon Cup Racer MK3	12	10	2'18.627	3"830	0"292	150.438
17	24	TARGET, SRL	CHE	Andrina Gugger	CHE	SEAT Leon Cup Racer MK3	11	11	2'18.687	3"890	0"060	150.373
18	10	TARGET, SRL	CRI	Maurício Hernandez	CRI	SEAT Leon Cup Racer MK3	11	11	2'19.673	4"876	0"986	149.312
19	19	B3 HUNGARY KFT	HUN	Attila Tassi	HUN	SEAT Leon Cup Racer MK3	11	10	2'19.811	5"014	0"138	149.164
20	77	JEAN-LAURENT NAVARRO	FRA	Jean-Laurent Navarro	FRA	SEAT Leon Cup Racer MK3	12	9	2'19.978	5"181	0"167	148.986
21	88	FINLAY CROCKER	GBR	Finlay Crocker	GBR	SEAT Leon Cup Racer MK3	11	6	2'20.204	5"407	0"226	148.746
22	21	MARIE BAUS-COPPENS	FRA	Marie Baus - Coppens	FRA	SEAT Leon Cup Racer MK3	12	10	2'20.231	5"434	0"027	148.717
23	87	B3 HUNGARY KFT	HUN	Edina Bús	HUN	SEAT Leon Cup Racer MK3	12	12	2'21.475	6"678	1"244	147.410
24	23	STEFANO ZANINI	MCO	Stefano Zanini	MCO	SEAT Leon Cup Racer MK3	11	9	2'22.648	7"851	1"173	146.198
						Qualifying Time	107%		2'24"233			
25	67	MARCO PELLEGRINI	ITA	Marco Pellegrini	ITA	SEAT Leon Cup Racer MK3	2	2	2'35.991	21"194	13"343	133.692

CAR 3 TIME 2.15.860 TIME DELETED TRACK LIMITS
 CAR 4 TIME 2.19.572 TIME DELETED TRACK LIMITS
 CAR 5 ALL TIMES DELETED INCLUDING LAP 8 TRACK LIMITS
 CAR 88 TIME 2.22.765 TIME DELETED TRACK LIMITS
 CAR 88 TIME 2.20.106 TIME DELETED TRACK LIMITS

Autodromo di Monza on October 03, 2015

At 10:20

RACE DIRECTOR

TIMEKEEPER



Santísima Trinidad 30 28010 MADRID
 Tel y Fax 91.448.32.06
 www.cronococa.com
 e-mail: info@cronococa.com




Juan Bravo 17 28006 MADRID
 Tel 91.432.27.50
 www.gtssport.es
 e-mail: info@gtssport.es

LAP ANALYSIS Qualifying

On October 03 - 04
Autodromo di Monza

Number	88		
Lap	Lap Time	Partial	Speed
1ª - 1	0'47.769	0'47.769	147.340
1ª - 2	1'39.159	0'51.390	
1ª - 3	2'30.443	0'51.284	
2ª - 1	0'45.281	0'45.281	164.384
2ª - 2	1'33.378	0'48.097	
2ª - 3	2'22.765	0'49.387	
3ª - 1	0'44.738	0'44.738	163.637
3ª - 2	1'33.175	0'48.437	
3ª - 3	2'22.075	0'48.900	
4ª - 1	0'44.591	0'44.591	181.208
4ª - 2	1'33.475	0'48.884	
4ª - 3	2'22.356	0'48.881	
5ª - 1	0'45.184	0'45.184	163.885
5ª - 2	1'31.887	0'46.703	
5ª - 3	2'20.204	0'48.317	
6ª - 1	0'44.346	0'44.346	178.808
6ª - 2	1'33.161	0'48.815	
6ª - 3	2'32.973	0'59.812	PIT
7ª - 1	3'39.188	3'39.188	128.572
7ª - 2	4'34.084	0'54.896	
7ª - 3	5'28.492	0'54.408	
8ª - 1	0'45.003	0'45.003	165.899
8ª - 2	1'36.540	0'51.537	
8ª - 3	2'25.404	0'48.864	
9ª - 1	0'44.232	0'44.232	183.987
9ª - 2	1'32.187	0'47.955	
9ª - 3	2'20.106	0'47.919	
10ª - 1	0'44.090	0'44.090	191.151
10ª - 2	1'32.972	0'48.882	
10ª - 3	2'20.686	0'47.714	
11ª - 1	0'47.019	0'47.019	145.162
11ª - 2	1'41.777	0'54.758	
11ª - 3			
12ª - 1			
12ª - 2			
12ª - 3			

Ideal Lap	
0'44.090	0'44.090
1'30.793	0'46.703
2'18.507	0'47.714

Ideal Best Lap	
0'42.269	0'42.269
1'27.986	0'45.717
2'14.331	0'46.345



Qualifying Sectors Results

Sector - 1			Sector - 2			Sector - 3			Ideal Lap vs Best Lap				
Ord.	Nº Driver	Time	Nº Driver	Time	Nº Driver	Time	Ord.	Nº Driver	Ideal Lap	Best Lap	Ord.		
1	8 Shane Anthony Williams	42.269	61 Mario Dablander	45.717	3 Julien Briché	46.345	1	3 Julien Briché	2'14.797	2'14.797	1		
2	3 Julien Briché	42.446	3 Julien Briché	46.006	34 Stian Paulsen	46.572	2	8 Shane Anthony Williams	2'15.726	2'16.357	6		
3	5 Thibaut Mourgues	42.482	34 Stian Paulsen	46.236	8 Shane Anthony Williams	46.642	3	61 Mario Dablander	2'15.771	2'15.771	2		
4	33 Jordi Oriola	42.488	5 Thibaut Mourgues	46.577	5 Thibaut Mourgues	46.751	4	34 Stian Paulsen	2'15.795	2'16.226	4		
5	1 Pol Rosell	42.643	1 Pol Rosell	46.590	9 Lucile Cypriano	46.776	5	5 Thibaut Mourgues	2'15.810	2'16.223	3		
6	22 Alexander Morgan	42.654	88 Finlay Crocker	46.703	61 Mario Dablander	47.178	6	9 Lucile Cypriano	2'16.291	2'16.353	5		
7	2 Manuel Giao	42.664	33 Jordi Oriola	46.718	33 Jordi Oriola	47.195	7	33 Jordi Oriola	2'16.401	2'16.401	7		
8	6 Mikel Azcona	42.736	9 Lucile Cypriano	46.756	6 Mikel Azcona	47.206	8	1 Pol Rosell	2'16.536	2'17.031	8		
9	24 Andrina Gugger	42.751	8 Shane Anthony Williams	46.815	1 Pol Rosell	47.303	9	2 Manuel Giao	2'17.085	2'17.563	9		
10	9 Lucile Cypriano	42.759	2 Manuel Giao	46.827	20 Lourenço Beirão Da Veiga	47.324	10	20 Lourenço Beirão Da Veiga	2'17.232	2'18.061	13		
11	73 Mateu Clement	42.773	20 Lourenço Beirão Da Veiga	46.859	28 Fran Rueda	47.436	11	6 Mikel Azcona	2'17.498	2'17.750	11		
12	11 Jürgen Schmarl	42.854	11 Jürgen Schmarl	46.928	4 David Cebrian	47.516	12	11 Jürgen Schmarl	2'17.587	2'18.096	14		
13	61 Mario Dablander	42.876	28 Fran Rueda	47.119	2 Manuel Giao	47.594	13	28 Fran Rueda	2'17.602	2'17.632	10		
14	4 David Cebrian	42.962	22 Alexander Morgan	47.265	88 Finlay Crocker	47.714	14	22 Alexander Morgan	2'17.892	2'18.013	12		
15	10 Mauricio Hernandez	42.982	19 Attila Tassi	47.435	73 Mateu Clement	47.788	15	73 Mateu Clement	2'18.196	2'18.627	16		
16	34 Stian Paulsen	42.987	6 Mikel Azcona	47.556	11 Jürgen Schmarl	47.805	16	4 David Cebrian	2'18.199	2'18.335	15		
17	28 Fran Rueda	43.047	73 Mateu Clement	47.635	22 Alexander Morgan	47.973	17	88 Finlay Crocker	2'18.507	2'20.106	21		
18	20 Lourenço Beirão Da Veiga	43.049	24 Andrina Gugger	47.711	10 Mauricio Hernandez	48.019	18	24 Andrina Gugger	2'18.687	2'18.687	17		
19	77 Jean-Laurent Navarro	43.084	4 David Cebrian	47.721	21 Marie Baus - Coppens	48.073	19	21 Marie Baus - Coppens	2'19.018	2'20.231	22		
20	21 Marie Baus - Coppens	43.193	21 Marie Baus - Coppens	47.752	24 Andrina Gugger	48.225	20	10 Mauricio Hernandez	2'19.310	2'19.673	18		
21	19 Attila Tassi	43.529	77 Jean-Laurent Navarro	48.183	19 Attila Tassi	48.397	21	19 Attila Tassi	2'19.361	2'19.811	19		
22	87 Edina Bús	43.560	10 Mauricio Hernandez	48.309	77 Jean-Laurent Navarro	48.550	22	77 Jean-Laurent Navarro	2'19.817	2'19.978	20		
23	23 Stefano Zanini	43.934	87 Edina Bús	48.582	23 Stefano Zanini	48.677	23	87 Edina Bús	2'21.109	2'21.475	23		
24	88 Finlay Crocker	44.090	23 Stefano Zanini	49.041	87 Edina Bús	48.967	24	23 Stefano Zanini	2'21.652	2'22.648	24		
25	67 Marco Pellegrini	44.441	67 Marco Pellegrini	58.297	67 Marco Pellegrini	51.315	25	67 Marco Pellegrini	2'34.053	2'35.991	25		

Autodromo di Monza

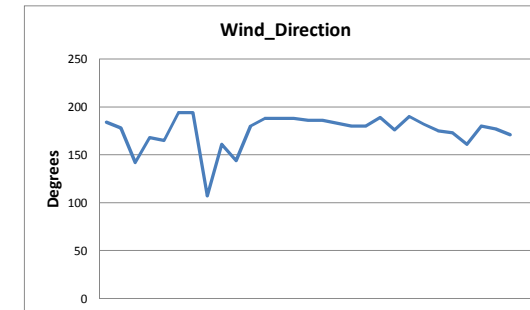
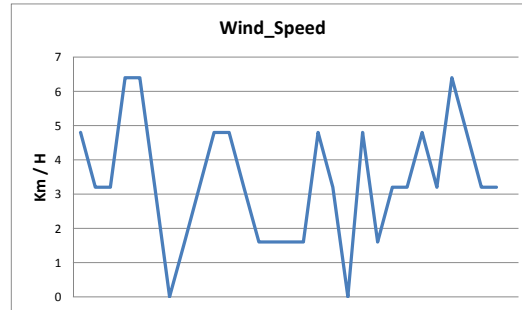
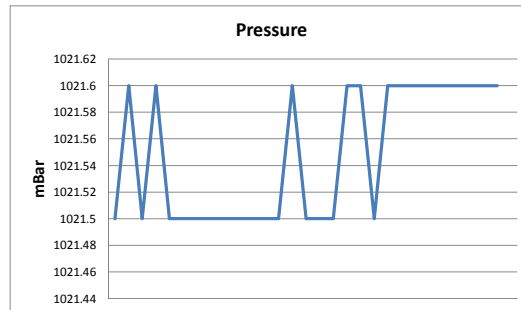
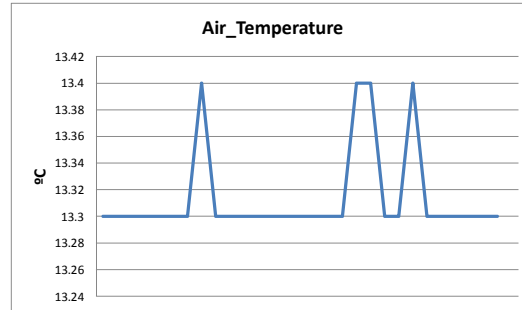
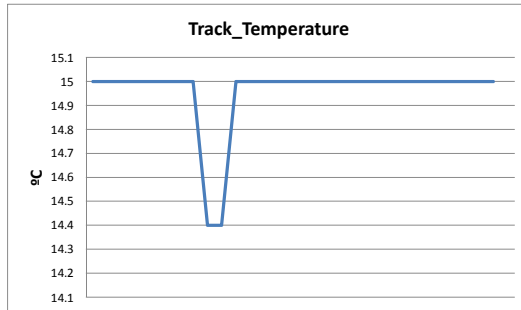
On October 03 - 04

Qualifying MAXIMUM SPEED

Ord.	Nº	Entrant	Nat.	Driver	Nat.	Vehicle	Km/h
1	22	BAPORO MOTORSPORT	GBR	Alexander Morgan	GBR	SEAT Leon Cup Racer MK3	222.681
2	5	THIBAUT MOURGUES	FRA	Thibaut Mourgues	FRA	SEAT Leon Cup Racer MK3	220.859
3	61	SEAT AUSTRIA	AUT	Mario Dablander	AUT	SEAT Leon Cup Racer MK3	218.182
4	2	BAPORO MOTORSPORT	PRT	Manuel Giau	PRT	SEAT Leon Cup Racer MK3	217.742
5	11	TARGET, SRL	AUT	Jürgen Schmarl	AUT	SEAT Leon Cup Racer MK3	216.433
6	34	STIAN PAULSEN RACING	NOR	Stian Paulsen	NOR	SEAT Leon Cup Racer MK3	216.001
7	6	PCR SPORT	ESP	Mikel Azcona	ESP	SEAT Leon Cup Racer MK3	215.140
8	77	JEAN-LAURENT NAVARRO	FRA	Jean-Laurent Navarro	FRA	SEAT Leon Cup Racer MK3	212.599
9	1	BAPORO MOTORSPORT	ESP	Pol Rosell	ESP	SEAT Leon Cup Racer MK3	209.303
10	19	B3 HUNGARY KFT	HUN	Attila Tassi	HUN	SEAT Leon Cup Racer MK3	209.303
11	3	JULIEN BRICHÉ	FRA	Julien Briché	FRA	SEAT Leon Cup Racer MK3	208.495
12	73	MATEU CLEMENT	FRA	Mateu Clement	FRA	SEAT Leon Cup Racer MK3	204.934
13	4	MONLAU COMPETICIÓN	ESP	David Cebrian	ESP	SEAT Leon Cup Racer MK3	204.546
14	28	MONLAU COMPETICIÓN	ESP	Fran Rueda	ESP	SEAT Leon Cup Racer MK3	201.870
15	8	WOLF-POWER RACING	RSA	Shane Anthony Williams	RSA	SEAT Leon Cup Racer MK3	201.493
16	33	TARGET, SRL	ESP	Jordi Oriola	ESP	SEAT Leon Cup Racer MK3	200.372
17	20	LOURENÇO BEIRÃO	PRT	Lourenço Beirão Da Veiga	PRT	SEAT Leon Cup Racer MK3	199.262
18	21	MARIE BAUS-COPPENS	FRA	Marie Baus - Coppens	FRA	SEAT Leon Cup Racer MK3	197.441
19	87	B3 HUNGARY KFT	HUN	Edina Bús	HUN	SEAT Leon Cup Racer MK3	195.299
20	24	TARGET, SRL	CHE	Andrina Gugger	CHE	SEAT Leon Cup Racer MK3	194.245
21	10	TARGET, SRL	CRI	Mauricio Hernandez	CRI	SEAT Leon Cup Racer MK3	192.858
22	67	MARCO PELLEGRINI	ITA	Marco Pellegrini	ITA	SEAT Leon Cup Racer MK3	191.830
23	88	FINLAY CROCKER	GBR	Finlay Crocker	GBR	SEAT Leon Cup Racer MK3	191.151
24	9	LUCILE CYPRIANO	FRA	Lucile Cypriano	FRA	SEAT Leon Cup Racer MK3	190.813
25	23	STEFANO ZANINI	MCO	Stefano Zanini	MCO	SEAT Leon Cup Racer MK3	190.141

WEATHER REPORT Qualifying

Track Status **WET**



Qualifying -1 FINAL RESULTS

Ord.	Nº	Entrant	Nat.	Driver	Nat.	Vehicle	Laps	Best	Time	Gap	Interval	Km/h
1	3	JULIEN BRICHÉ	FRA	Julien Briché	FRA	SEAT Leon Cup Racer MK3	12	11	2'14.797			154.713
2	61	SEAT AUSTRIA	AUT	Mario Dablander	AUT	SEAT Leon Cup Racer MK3	12	12	2'15.771	0"974	0"974	153.603
3	5	THIBAUT MOURGUES	FRA	Thibaut Mourgues	FRA	SEAT Leon Cup Racer MK3	12	12	2'16.223	1"426	0"452	153.093
4	34	STIAN PAULSEN RACING	NOR	Stian Paulsen	NOR	SEAT Leon Cup Racer MK3	11	7	2'16.226	1"429	0"003	153.090
5	9	LUCILE CYPRIANO	FRA	Lucile Cypriano	FRA	SEAT Leon Cup Racer MK3	13	13	2'16.353	1"556	0"127	152.947
6	8	WOLF-POWER RACING	RSA	Shane Anthony Williams	RSA	SEAT Leon Cup Racer MK3	13	9	2'16.357	1"560	0"004	152.943
7	33	TARGET, SRL	ESP	Jordi Oriola	ESP	SEAT Leon Cup Racer MK3	12	12	2'16.401	1"604	0"044	152.893
8	1	BAPORO MOTORSPORT	ESP	Pol Rosell	ESP	SEAT Leon Cup Racer MK3	12	11	2'17.031	2"234	0"630	152.190
9	2	BAPORO MOTORSPORT	PRT	Manuel Gao	PRT	SEAT Leon Cup Racer MK3	12	11	2'17.563	2"766	0"532	151.602
10	28	MONLAU COMPETICIÓN	ESP	Fran Rueda	ESP	SEAT Leon Cup Racer MK3	12	12	2'17.632	2"835	0"069	151.526
11	6	PCR SPORT	ESP	Mikel Azcona	ESP	SEAT Leon Cup Racer MK3	11	10	2'17.750	2"953	0"118	151.396
12	22	BAPORO MOTORSPORT	GBR	Alexander Morgan	GBR	SEAT Leon Cup Racer MK3	12	12	2'18.013	3"216	0"263	151.108
13	20	LOURENÇO BEIRÃO	PRT	Lourenço Beirão Da Veiga	PRT	SEAT Leon Cup Racer MK3	12	10	2'18.061	3"264	0"048	151.055
14	11	TARGET, SRL	AUT	Jürgen Schmarl	AUT	SEAT Leon Cup Racer MK3	11	10	2'18.096	3"299	0"035	151.017
15	4	MONLAU COMPETICIÓN	ESP	David Cebrian	ESP	SEAT Leon Cup Racer MK3	12	12	2'18.335	3"538	0"239	150.756
16	73	MATEU CLEMENT	FRA	Mateu Clement	FRA	SEAT Leon Cup Racer MK3	12	10	2'18.627	3"830	0"292	150.438
17	24	TARGET, SRL	CHE	Andrina Gugger	CHE	SEAT Leon Cup Racer MK3	11	11	2'18.687	3"890	0"060	150.373
18	10	TARGET, SRL	CRI	Mauricio Hernandez	CRI	SEAT Leon Cup Racer MK3	11	11	2'19.673	4"876	0"986	149.312
19	19	B3 HUNGARY KFT	HUN	Attila Tassi	HUN	SEAT Leon Cup Racer MK3	11	10	2'19.811	5"014	0"138	149.164
20	77	JEAN-LAURENT NAVARRO	FRA	Jean-Laurent Navarro	FRA	SEAT Leon Cup Racer MK3	12	9	2'19.978	5"181	0"167	148.986
21	88	FINLAY CROCKER	GBR	Finlay Crocker	GBR	SEAT Leon Cup Racer MK3	11	6	2'20.204	5"407	0"226	148.746
22	21	MARIE BAUS-COPPENS	FRA	Marie Baus - Coppens	FRA	SEAT Leon Cup Racer MK3	12	10	2'20.231	5"434	0"027	148.717
23	87	B3 HUNGARY KFT	HUN	Edina Bús	HUN	SEAT Leon Cup Racer MK3	12	12	2'21.475	6"678	1"244	147.410
24	23	STEFANO ZANINI	MCO	Stefano Zanini	MCO	SEAT Leon Cup Racer MK3	11	9	2'22.648	7"851	1"173	146.198
						Qualifying Time	107%		2'24"233			
25	67	MARCO PELLEGRINI	ITA	Marco Pellegrini	ITA	SEAT Leon Cup Racer MK3	2	2	2'35.991	21"194	13"343	133.692

CAR 3 TIME 2.15.860 TIME DELETED TRACK LIMITS
 CAR 4 TIME 2.19.572 TIME DELETED TRACK LIMITS
 CAR 5 ALL TIMES DELETED INCLUDING LAP 8 TRACK LIMITS
 CAR 88 TIME 2.22.765 TIME DELETED TRACK LIMITS
 CAR 88 TIME 2.20.106 TIME DELETED TRACK LIMITS

Autodromo di Monza on October 03, 2015

At 11:32

STEWARDS

TIMEKEEPER



Santisima Trinidad 30 28010 MADRID
 Tel y Fax 91.448.32.06
 www.cronococa.com
 e-mail: info@cronococa.com




Juan Bravo 17 28006 MADRID
 Tel 91.432.27.50
 www.qtsport.es
 e-mail: info@qtsport.es

RACE - 1 STARTING GRID

Num.	Driver	Time	Row	Num.	Driver	Time
23	Stefano Zanini	2'22.648 12	67	Marco Pellegrini	2'35.991
21	Marie Baus - Coppens	2'20.231 11	87	Edina Bús	2'21.475
77	Jean-Laurent Navarro	2'19.978 10	88	Finlay Crocker	2'20.204
10	Mauricio Hernandez	2'19.673 9	19	Attila Tassi	2'19.811
73	Mateu Clement	2'18.627 8	24	Andrina Gugger	2'18.687
11	Jürgen Schmarl	2'18.096 7	4	David Cebrian	2'18.335
22	Alexander Morgan	2'18.013 6	20	Lourenço Beirão Da Veiga	2'18.061
28	Fran Rueda	2'17.632 5	6	Mikel Azcona	2'17.750
1	Pol Rosell	2'17.031 4	2	Manuel Gao	2'17.563
8	Shane Anthony Williams	2'16.357 3	33	Jordi Oriola	2'16.401
34	Stian Paulsen	2'16.226 2	9	Lucile Cypriano	2'16.353
61	Mario Dablander	2'15.771 1	5	Thibaut Mourgues	2'16.223
				3	Julien Briché	2'14.797

STEWARDS

TIMEKEEPER

RACE - 2 STARTING GRID

Num.	Driver	Time	Row	Num.	Driver	Time
------	--------	------	-----	------	--------	------

23	Stefano Zanini	2'22.648 12	67	Marco Pellegrini	2'35.991
21	Marie Baus - Coppens	2'20.231 11	87	Edina Bús	2'21.475
77	Jean-Laurent Navarro	2'19.978 10	88	Finlay Crocker	2'20.204
10	Mauricio Hernandez	2'19.673 9	19	Attila Tassi	2'19.811
73	Mateu Clement	2'18.627 8	24	Andrina Gugger	2'18.687
11	Jürgen Schmarl	2'18.096 7	4	David Cebrian	2'18.335
22	Alexander Morgan	2'18.013 6	20	Lourenço Beirão Da Veiga	2'18.061
28	Fran Rueda	2'17.632 5	6	Mikel Azcona	2'17.750
3	Julien Briche	2'14.797 4	2	Manuel Gao	2'17.563
5	Thibaut Mourgues	2'16.223 3	61	Mario Dablander	2'15.771
9	Lucile Cypriano	2'16.353 2	34	Stian Paulsen	2'16.226
33	Jordi Oriola	2'16.401 1	8	Shane Anthony Williams	2'16.357
				1	Pol Rosell	2'17.031



STEWARDS

TIMEKEEPER