

Free practice 2 RESULTS

Ord.	Nº	Entrant	Driver	Nat.	Driver 2	Nat.	Car Type	Cat.	Cla.	Laps	Best	Time	Gap	Interval	Km/h
1	87	360 Racing	Alex Kapadia	UK	Jeremy Ferguson		SR8	M	1º	22	21	2'03.128			169.375
2	88	360 Racing	Terrence Woodward	UK	Ross Kaiser	UK	SR8	M	2º	22	20	2'03.419	0"291	0"291	168.976
3	74	Works	James Abbott	UK			Spyder	I	1º	14	12	2'04.794	1"666	1"375	167.114
4	20	Radical France	Alain Costa	Monaco			SR8	M	3º	22	20	2'05.072	1"944	0"278	166.742
5	2	Nielsen Racing	Tony Wells	UK	James Littlejohn	UK	SR8	M	4º	26	3	2'05.205	2"077	0"133	166.565
6	5	Nielsen Racing	Jaap Bartels	NL	Stuart Moseley		Spyder	M	5º	13	11	2'05.523	2"395	0"318	166.143
7	52	Nielsen Racing	Victor Correa	BR	Paddy MacClughan		SR8	M	6º	24	21	2'05.848	2"720	0"325	165.714
8	69	Jack White Racing	John Corbett	Australia			SR8	M	7º	21	20	2'07.503	4"375	1"655	163.563
9	29	RAW	Marcello Marateotto	IT	Marco Cencetti	IT	SR3 RSX	S	1º	21	20	2'09.954	6"826	2"451	160.478
10	3	Nielsen Racing	Ricardo Dona	IT			SR3 RSX	S	2º	27	24	2'11.535	8"407	1"581	158.549
11	7	Radical France	Jean Gandar	BR			Spyder	M	8º	22	18	2'11.921	8"793	0"386	158.086
12	6	Supreme	Andy Cummings	UK	Bradley Ellis	UK	SR3	S	3º	25	10	2'12.203	9"075	0"282	157.748
13	14	Works	Roger Bromiley	UK			SR3 RSX	S	4º	21	20	2'13.118	9"990	0"915	156.664
14	44	Works	Shahin Nouri	CH			SR3 RSX	S	5º	23	20	2'14.287	11"159	1"169	155.300
15	17	Rockmotorsport	Jani Hjerppe	FI			SR3 RSX	S	6º	23	20	2'15.714	12"586	1"427	153.667
16	70	Privateer	Josef Koller	CZ	Ondrej Navratil	CZ	SR3 RSX	S	7º	23	22	2'18.586	15"458	2"872	150.483
17	62	Works	Mark Crader	UK			SR3 RSX	S	8º	23	21	2'19.917	16"789	1"331	149.051

Autodromo di Monza on October 02, 2015

At 14:55

RACE DIRECTOR

TIMEKEEPER

LAP ANALYSIS Free practice 2

On October 03 - 04
Autodromo di Monza

Number	2			3			5			6			7			14		
Lap	Lap Time	Partial	Speed	Lap Time	Partial	Speed	Lap Time	Partial	Speed	Lap Time	Partial	Speed	Lap Time	Partial	Speed	Lap Time	Partial	Speed
26 ^a - 1				0'43.387	0'43.387	169.812												
26 ^a - 2				1'30.782	0'47.395													
26 ^a - 3				2'25.317	0'54.535	PIT												

Ideal Lap	
0'37.974	0'37.974
1'21.075	0'43.101
2'04.516	0'43.441

Ideal Lap	
0'41.689	0'41.689
1'26.887	0'45.198
2'11.306	0'44.419

Ideal Lap	
0'39.395	0'39.395
1'22.332	0'42.937
2'05.016	0'42.684

Ideal Lap	
0'41.949	0'41.949
1'26.441	0'44.492
2'11.474	0'45.033

Ideal Lap	
0'40.361	0'40.361
1'26.192	0'45.831
2'11.078	0'44.886

Ideal Lap	
0'41.800	0'41.800
1'27.061	0'45.261
2'12.672	0'45.611

Ideal Best Lap	
0'37.704	0'37.704
1'19.647	0'41.943
2'01.972	0'42.325



LAP ANALYSIS Free practice 2

On October 03 - 04
Autodromo di Monza

Number	17			20			29			44			52			62			
Lap	Lap Time	Partial	Speed	Lap Time	Partial	Speed	Lap Time	Partial	Speed	Lap Time	Partial	Speed	Lap Time	Partial	Speed	Lap Time	Partial	Speed	
26 ^a - 1																			
26 ^a - 2																			
26 ^a - 3																			

Ideal Lap	
0'42.381	0'42.381
1'28.453	0'46.072
2'15.271	0'46.818

Ideal Lap	
0'37.831	0'37.831
1'21.074	0'43.243
2'04.748	0'43.674

Ideal Lap	
0'41.506	0'41.506
1'25.481	0'43.975
2'09.594	0'44.113

Ideal Lap	
0'41.691	0'41.691
1'27.525	0'45.834
2'13.379	0'45.854

Ideal Lap	
0'38.073	0'38.073
1'21.529	0'43.456
2'04.806	0'43.277

Ideal Lap	
0'43.196	0'43.196
1'31.060	0'47.864
2'19.506	0'48.446

Ideal Best Lap	
0'37.704	0'37.704
1'19.647	0'41.943
2'01.972	0'42.325



On October 03 - 04
Autodromo di Monza

LAP ANALYSIS Free practice 2

Number	69			70			74			87			88		
Lap	Lap Time	Partial	Speed	Lap Time	Partial	Speed	Lap Time	Partial	Speed	Lap Time	Partial	Speed	Lap Time	Partial	Speed
26ª - 1															
26ª - 2															
26ª - 3															

Ideal Lap	
0'39.032	0'39.032
1'23.088	0'44.056
2'07.095	0'44.007

Ideal Lap	
0'43.017	0'43.017
1'30.688	0'47.671
2'18.275	0'47.587

Ideal Lap	
0'38.135	0'38.135
1'20.564	0'42.429
2'03.492	0'42.928

Ideal Lap	
0'38.100	0'38.100
1'20.043	0'41.943
2'02.994	0'42.951

Ideal Lap	
0'37.704	0'37.704
1'20.536	0'42.832
2'02.861	0'42.325

Ideal Best Lap	
0'37.704	0'37.704
1'19.647	0'41.943
2'01.972	0'42.325



Free practice 2 Sectors Results

Sector - 1			Sector - 2			Sector - 3			Ideal Lap vs Best Lap				
Ord.	Nº Driver	Time	Nº Driver	Time	Nº Driver	Time	Ord.	Nº Driver	Ideal Lap	Best Lap	Ord.		
1	88 Woodward - Kaiser	37.704	87 Kapadia - Ferguson	41.943	88 Woodward - Kaiser	42.325	1	88 Woodward - Kaiser	2'02.861	2'03.419	2		
2	20 Alain Costa	37.831	74 James Abbott	42.429	5 Bartels - Moseley	42.684	2	87 Kapadia - Ferguson	2'02.994	2'03.128	1		
3	2 Wells - Littlejohn	37.974	88 Woodward - Kaiser	42.832	74 James Abbott	42.928	3	74 James Abbott	2'03.492	2'04.794	3		
4	52 Correa - MacClughan	38.073	5 Bartels - Moseley	42.937	87 Kapadia - Ferguson	42.951	4	2 Wells - Littlejohn	2'04.516	2'05.205	5		
5	87 Kapadia - Ferguson	38.100	2 Wells - Littlejohn	43.101	52 Correa - MacClughan	43.277	5	20 Alain Costa	2'04.748	2'05.072	4		
6	74 James Abbott	38.135	20 Alain Costa	43.243	2 Wells - Littlejohn	43.441	6	52 Correa - MacClughan	2'04.806	2'05.848	7		
7	69 John Corbett	39.032	52 Correa - MacClughan	43.456	20 Alain Costa	43.674	7	5 Bartels - Moseley	2'05.016	2'05.523	6		
8	5 Bartels - Moseley	39.395	29 Marateotto - Cencetti	43.975	69 John Corbett	44.007	8	69 John Corbett	2'07.095	2'07.503	8		
9	7 Jean Gandar	40.361	69 John Corbett	44.056	29 Marateotto - Cencetti	44.113	9	29 Marateotto - Cencetti	2'09.594	2'09.954	9		
10	29 Marateotto - Cencetti	41.506	6 Cummings - Ellis	44.492	3 Ricardo Dona	44.419	10	7 Jean Gandar	2'11.078	2'11.921	11		
11	3 Ricardo Dona	41.689	3 Ricardo Dona	45.198	7 Jean Gandar	44.886	11	3 Ricardo Dona	2'11.306	2'11.535	10		
12	44 Shahin Nouri	41.691	14 Roger Bromiley	45.261	6 Cummings - Ellis	45.033	12	6 Cummings - Ellis	2'11.474	2'12.203	12		
13	14 Roger Bromiley	41.800	7 Jean Gandar	45.831	14 Roger Bromiley	45.611	13	14 Roger Bromiley	2'12.672	2'13.118	13		
14	6 Cummings - Ellis	41.949	44 Shahin Nouri	45.834	44 Shahin Nouri	45.854	14	44 Shahin Nouri	2'13.379	2'14.287	14		
15	17 Jani Hjerppe	42.381	17 Jani Hjerppe	46.072	17 Jani Hjerppe	46.818	15	17 Jani Hjerppe	2'15.271	2'15.714	15		
16	70 Koller - Navratil	43.017	70 Koller - Navratil	47.671	70 Koller - Navratil	47.587	16	70 Koller - Navratil	2'18.275	2'18.586	16		
17	62 Mark Crader	43.196	62 Mark Crader	47.864	62 Mark Crader	48.446	17	62 Mark Crader	2'19.506	2'19.917	17		



Autodromo di Monza

On October 03 - 04

Free practice 2 MAXIMUM SPEED

Ord.	N°	Entrant	Driver	Nat.	Driver_2	Nat.	Car Type	Cat.	Cla.	Km/h
1	52	Nielsen Racing	Victor Correa	BR	Paddy MacClughan		SR8	M	1°	241.072
2	20	Radical France	Alain Costa	Monaco			SR8	M	2°	236.843
3	69	Jack White Racing	John Corbett	Australia			SR8	M	3°	235.808
4	87	360 Racing	Alex Kapadia	UK	Jeremy Ferguson		SR8	M	4°	234.783
5	2	Nielsen Racing	Tony Wells	UK	James Littlejohn	UK	SR8	M	5°	230.278
6	88	360 Racing	Terrence Woodward	UK	Ross Kaiser	UK	SR8	M	6°	230.278
7	5	Nielsen Racing	Jaap Bartels	NL	Stuart Moseley		Spyder	M	7°	229.300
8	6	Supreme	Andy Cummings	UK	Bradley Ellis	UK	SR3	S	1°	226.416
9	74	Works	James Abbott	UK			Spyder	I	1°	224.067
10	7	Radical France	Jean Gandar	BR			Spyder	M	8°	223.603
11	44	Works	Shahin Nouri	CH			SR3 RSX	S	2°	223.141
12	29	RAW	Marcello Marateotto	IT	Marco Cencetti	IT	SR3 RSX	S	3°	222.223
13	70	Privateer	Josef Koller	CZ	Ondrej Navratil	CZ	SR3 RSX	S	4°	221.766
14	3	Nielsen Racing	Ricardo Dona	IT			SR3 RSX	S	5°	219.960
15	14	Works	Roger Bromiley	UK			SR3 RSX	S	6°	217.304
16	17	Rockmotorsport	Jani Hjerppe	FI			SR3 RSX	S	7°	217.304
17	62	Works	Mark Crader	UK			SR3 RSX	S	8°	205.324



Santísima Trinidad 30 28010 MADRID

Tel y Fax 91.448.32.06

www.cronococa.com

e-mail: info@cronococa.com



Juan Bravo 17 28006 MADRID

Tel 91.432.27.50

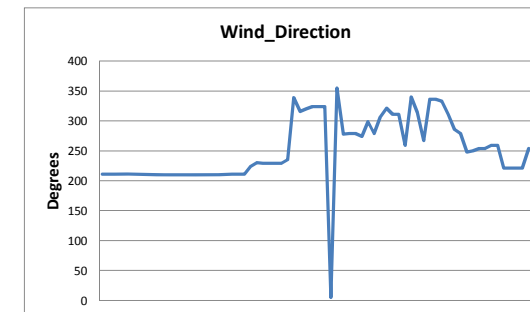
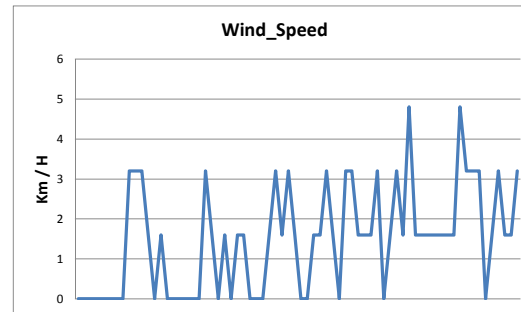
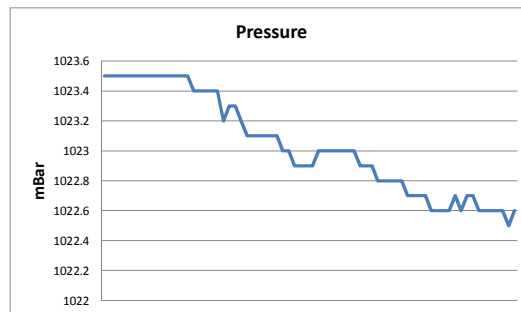
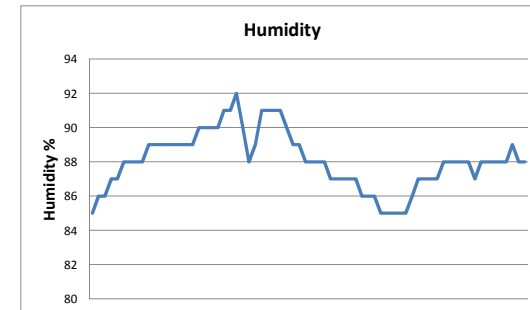
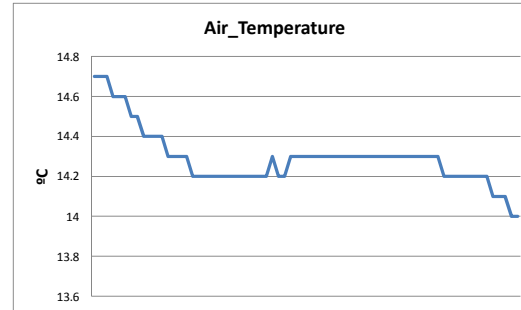
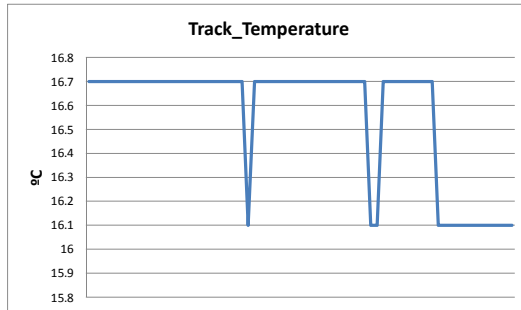
www.gtssport.es

e-mail: info@gtssport.es

WEATHER REPORT Free practice 2

Autodromo di Monza
On October 03 - 04

Track Status **WET**



FREE PRACTICES RESULTS

Ord.	Nº	Entrant	Driver	Nat.	Driver 2	Nat.	Car Type	Cat.	Cla.	Laps	Laps1	BL1	Time-1	Laps2	BL2	Time-2	Best	Km/h
1	88	360 Racing	Terrence Woodward	UK	Ross Kaiser	UK	SR8	M	1º	48	26	13	1'46.963	22	20	2'03.419	1'46.963	194.972
2	87	360 Racing	Alex Kapadia	UK	Jeremy Ferguson		SR8	M	2º	46	24	20	1'47.347	22	21	2'03.128	1'47.347	194.275
3	74	Works	James Abbott	UK			Spyder	I	1º	30	16	15	1'48.288	14	12	2'04.794	1'48.288	192.586
4	52	Nielsen Racing	Victor Correa	BR	Paddy MacClughan		SR8	M	3º	51	27	20	1'49.406	24	21	2'05.848	1'49.406	190.618
5	5	Nielsen Racing	Jaap Bartels	NL	Stuart Moseley		Spyder	M	4º	20	7	5	1'50.652	13	11	2'05.523	1'50.652	188.472
6	69	Jack White Racing	John Corbett	Australia			SR8	M	5º	46	25	20	1'51.690	21	20	2'07.503	1'51.690	186.720
7	7	Radical France	Jean Gandar	BR			Spyder	M	6º	46	24	16	1'52.308	22	18	2'11.921	1'52.308	185.693
8	29	RAW	Marcello Marateotto	IT	Marco Cencetti	IT	SR3 RSX	S	1º	48	27	14	1'55.732	21	20	2'09.954	1'55.732	180.199
9	20	Radical France	Alain Costa	Monaco			SR8	M	7º	28	6	4	1'55.921	22	20	2'05.072	1'55.921	179.905
10	6	Supreme	Andy Cummings	UK	Bradley Ellis	UK	SR3	S	2º	54	29	12	1'55.928	25	10	2'12.203	1'55.928	179.894
11	3	Nielsen Racing	Ricardo Dona	IT			SR3 RSX	S	3º	48	21	20	1'55.992	27	24	2'11.535	1'55.992	179.795
12	44	Works	Shahin Nouri	CH			SR3 RSX	S	4º	50	27	13	1'56.662	23	20	2'14.287	1'56.662	178.763
13	17	Rockmotorsport	Jani Hjerpe	FI			SR3 RSX	S	5º	52	29	27	1'57.332	23	20	2'15.714	1'57.332	177.742
14	70	Privateer	Josef Koller	CZ	Ondrej Navratil	CZ	SR3 RSX	S	6º	48	25	24	1'58.549	23	22	2'18.586	1'58.549	175.917
15	14	Works	Roger Bromiley	UK			SR3 RSX	S	7º	40	19	17	1'59.377	21	20	2'13.118	1'59.377	174.697
16	62	Works	Mark Crader	UK			SR3 RSX	S	8º	49	26	18	2'00.981	23	21	2'19.917	2'00.981	172.381
17	2	Nielsen Racing	Tony Wells	UK	James Littlejohn	UK	SR8	M	8º	29	3	2	2'13.667	26	3	2'05.205	2'05.205	166.565

Autodromo di Monza on October 02, 2015

At 14:59

RACE DIRECTOR

TIMEKEEPER



Santisima Trinidad 30 28010 MADRID

Tel y Fax 91.448.32.06

www.cronococa.com

e-mail: info@cronococa.com




Juan Bravo 17 28006 MADRID

Tel 91.432.27.50

www.gtssport.es

e-mail: info@gtssport.es