



Autodromo di Monza

Qualifying 1

RESULTS

01/10/2016

Ord.	Nº	Entrant	Driver	Nat.	Driver 2	Nat.	Car Type	Cat.	Cl.	Laps	Best	Time	Gap	Interval	Km/h
1	61	RAW Motorsport	Manhal Allos	GBR	<u>Ross Kaiser</u>	GBR	SR8 RX	M	1º	10	10	1'48.271			192.617
2	27	Works	<u>Mike Cantillon</u>	GBR			RXC Spyder Turbo	M	2º	7	6	1'48.370	0"099	0"099	192.441
3	99	Works	<u>Jamie Constable</u>	GBR			RXC Spyder Turbo	M	3º	8	7	1'49.404	1"133	1"034	190.622
4	63	Works	<u>Jim Booth</u>	USA			RXC Spyder Turbo	M	4º	10	10	1'49.501	1"230	0"097	190.453
5	2	Nielsen	<u>Tony Wells</u>	GBR	James Littlejohn	GBR	SR8 RX	M	5º	10	10	1'49.768	1"497	0"267	189.990
6	46	RAW Motorsport	Jeremy Ferguson	GBR	<u>Andrew Ferguson</u>	GBR	RXC Spyder Turbo	M	6º	9	8	1'49.911	1"640	0"143	189.743
7	69	Monza Garage	<u>John Corbett</u>	AUS			RXC Spyder Turbo	M	7º	9	9	1'51.187	2"916	1"276	187.565
8	20	Monza Garage	<u>Alain Costa</u>	MCO			SR8 RX	M	8º	9	8	1'52.543	4"272	1"356	185.305
9	29	RAW Motorsport	Marcello Marateotto	RUS	<u>Marco Cencetti</u>	RUS	SR3 RSX	S	1º	9	8	1'57.113	8"842	4"570	178.074
10	15	Nielsen	Jack Manchester	GBR	<u>James Robinson</u>	GBR	SR3 RSX	S	2º	10	10	1'57.506	9"235	0"393	177.479
11	3	Nielsen	<u>Riccardo Dona</u>	ITA	Stuart Moseley	GBR	SR3 RSX	S	3º	10	9	1'57.610	9"339	0"104	177.322
12	17	Nielsen	<u>Jani Hjerpe</u>	FIN			SR3 RSX	S	4º	10	10	1'57.616	9"345	0"006	177.313
13	12	Works	<u>Peter Paddon</u>	AUS	James Winslow	GBR	SR3 RSX	S	5º	10	10	1'57.775	9"504	0"159	177.073
14	66	Nielsen	<u>Brian Caudwell</u>	GBR			SR3 RSX	S	6º	10	9	1'58.589	10"318	0"814	175.858
15	25	360 Racing	<u>Martin Verity</u>	GBR	Austin Kinsella	GBR	SR3 RSX	S	7º	10	9	1'59.176	10"905	0"587	174.992
16	10	Nielsen	<u>John Caudwell</u>	GBR	Bradley Ellis	GBR	SR3 RSX	S	8º	9	7	1'59.504	11"233	0"328	174.511
17	9	Works	<u>Konstantin Gugkaev</u>	RUS			SR3 RSX	S	9º	9	9	2'01.011	12"740	1"507	172.338

Published at:.....

Track Status **DRY**

Stewards:	Race Director:	Timekeeper: 
-----------	----------------	--



Autodromo di Monza

Qualifying 1

LAP ANALYSIS

01/10/2016

Number	2			3			9			10			12		
Lap	Lap Time	Partial	Speed	Lap Time	Partial	Speed	Lap Time	Partial	Speed	Lap Time	Partial	Speed	Lap Time	Partial	Speed
1 ^a - 1	0'39.961	0'39.961	204.159	0'41.395	0'41.395	210.938	0'50.122	0'50.122	153.847	0'46.634	0'46.634	152.328	0'42.283	0'42.283	192.858
1 ^a - 2	1'23.534	0'43.573	Wells	1'25.020	0'43.625	Dona	1'35.236	0'45.114	Gugkaev	1'35.776	0'49.142	Caudwell	1'27.082	0'44.799	Paddon
1 ^a - 3	2'05.587	0'42.053		2'07.725	0'42.705		2'21.374	0'46.138		2'21.543	0'45.767		2'11.236	0'44.154	
2 ^a - 1	0'36.813	0'36.813	240.001	0'39.396	0'39.396	230.278	0'40.475	0'40.475	216.001	0'40.513	0'40.513	200.744	0'40.023	0'40.023	202.627
2 ^a - 2	1'16.587	0'39.774	Wells	1'20.574	0'41.178	Dona	1'23.760	0'43.285	Gugkaev	1'24.606	0'44.093	Caudwell	1'22.173	0'42.150	Paddon
2 ^a - 3	1'56.086	0'39.499		2'02.876	0'42.302		2'12.345	0'48.585		2'22.963	0'58.357		2'04.143	0'41.970	
3 ^a - 1	0'36.219	0'36.219	252.337	0'39.014	0'39.014	230.770	0'40.097	0'40.097	231.264	0'39.940	0'39.940	225.000	0'39.338	0'39.338	224.067
3 ^a - 2	1'15.425	0'39.206	Wells	1'44.012	1'04.998	Dona	1'22.190	0'42.093	Gugkaev	1'24.617	0'44.677	Caudwell	1'20.036	0'40.698	Paddon
3 ^a - 3	1'53.754	0'38.329		2'26.073	0'42.061		2'04.977	0'42.787		2'06.066	0'41.449		2'01.795	0'41.759	
4 ^a - 1	0'35.489	0'35.489	265.357	0'39.170	0'39.170	228.814	0'39.640	0'39.640	232.759	0'40.214	0'40.214	225.000	0'39.109	0'39.109	231.760
4 ^a - 2	1'13.663	0'38.174	Wells	1'19.855	0'40.685	Dona	1'20.658	0'41.018	Gugkaev	1'20.930	0'40.716	Caudwell	1'19.518	0'40.409	Paddon
4 ^a - 3	1'51.310	0'37.647		2'00.417	0'40.562		2'02.594	0'41.936		2'01.585	0'40.655		2'00.093	0'40.575	
5 ^a - 1	0'35.408	0'35.408	266.010	0'38.935	0'38.935	228.814	0'39.152	0'39.152	233.262	0'39.703	0'39.703	226.416	0'38.530	0'38.530	232.258
5 ^a - 2	1'13.175	0'37.767	Wells	1'19.173	0'40.238	Dona	1'20.883	0'41.731	Gugkaev	1'20.236	0'40.533	Caudwell	1'18.328	0'39.798	Paddon
5 ^a - 3	1'50.920	0'37.745		1'59.283	0'40.110		2'02.461	0'41.578		2'01.150	0'40.914		1'58.310	0'39.982	
6 ^a - 1	0'35.312	0'35.312	267.327	0'38.949	0'38.949	229.300	0'39.070	0'39.070	233.767	0'39.176	0'39.176	226.416	0'38.735	0'38.735	233.262
6 ^a - 2	1'13.550	0'38.238	Wells	1'18.772	0'39.823	Dona	1'20.806	0'41.736	Gugkaev	1'19.095	0'39.919	Caudwell	1'18.171	0'39.436	Paddon
6 ^a - 3	2'04.880	0'51.330		1'58.670	0'39.898		2'11.360	0'50.554	PIT	1'59.504	0'40.409		1'58.411	0'40.240	
7 ^a - 1	0'35.474	0'35.474	266.667	0'38.835	0'38.835	228.814	1'36.753	1'36.753	189.807	0'39.392	0'39.392	226.416	0'38.451	0'38.451	232.259
7 ^a - 2	1'17.200	0'41.726	Wells	1'18.408	0'39.573	Dona	2'18.560	0'41.807	Gugkaev	1'19.766	0'40.374	Caudwell	1'18.401	0'39.950	Paddon
7 ^a - 3	2'05.266	0'48.066		1'58.324	0'39.916		3'00.369	0'41.809		2'00.229	0'40.463		1'58.494	0'40.093	
8 ^a - 1	0'35.409	0'35.409	264.059	0'38.735	0'38.735	231.264	0'38.987	0'38.987	233.767	0'39.128	0'39.128	226.891	0'38.438	0'38.438	233.262
8 ^a - 2	1'12.889	0'37.480	Wells	1'17.949	0'39.214	Dona	1'19.460	0'40.473	Gugkaev	1'19.125	0'39.997	Caudwell	1'18.277	0'39.839	Paddon
8 ^a - 3	1'50.396	0'37.507		1'57.610	0'39.661		2'01.011	0'41.551		2'02.799	0'43.674		1'59.122	0'40.845	
9 ^a - 1	0'35.110	0'35.110	266.667	0'38.849	0'38.849	231.264	0'39.128	0'39.128	233.767	0'43.937	0'43.937	201.493	0'38.443	0'38.443	233.767
9 ^a - 2	1'12.310	0'37.200	Wells	1'19.739	0'40.890	Dona	1'21.663	0'42.535	Gugkaev	1'30.449	0'46.512	Caudwell	1'17.871	0'39.428	Paddon
9 ^a - 3	1'49.768	0'37.458		1'59.871	0'40.132								1'57.775	0'39.904	

Ideal Lap	
0'35.110	0'35.110
1'12.310	0'37.200
1'49.768	0'37.458

Ideal Lap	
0'38.735	0'38.735
1'17.949	0'39.214
1'57.610	0'39.661

Ideal Lap	
0'38.987	0'38.987
1'19.460	0'40.473
2'01.011	0'41.551

Ideal Lap	
0'39.128	0'39.128
1'19.047	0'39.919
1'59.456	0'40.409

Ideal Lap	
0'38.438	0'38.438
1'17.866	0'39.428
1'57.770	0'39.904

Ideal Best Lap	
0'33.396	0'33.396
1'10.116	0'36.720
1'47.084	0'36.968



Autodromo di Monza

Qualifying 1

LAP ANALYSIS

01/10/2016

Number	15			17			20			25			27		
Lap	Lap Time	Partial	Speed	Lap Time	Partial	Speed	Lap Time	Partial	Speed	Lap Time	Partial	Speed	Lap Time	Partial	Speed
1 ^a - 1	0'41.613	0'41.613	196.008	0'44.450	0'44.450	187.827	0'50.805	0'50.805	200.372				0'41.734	0'41.734	152.543
1 ^a - 2	1'25.740	0'44.127	Robinson	1'29.955	0'45.505		1'36.896	0'46.091					1'22.873	0'41.139	
1 ^a - 3	2'08.276	0'42.536		2'13.422	0'43.467		2'18.676	0'41.780		2'09.055	2'09.055		2'04.318	0'41.445	
2 ^a - 1	0'39.969	0'39.969	218.624	0'40.306	0'40.306	202.627	0'36.349	0'36.349	261.502				0'34.017	0'34.017	260.241
2 ^a - 2	1'21.472	0'41.503	Robinson	1'22.362	0'42.056		1'16.725	0'40.376					1'16.657	0'42.640	
2 ^a - 3	2'02.464	0'40.992		2'05.486	0'43.124		1'56.194	0'39.469		2'04.197	2'04.197		2'05.613	0'48.956	
3 ^a - 1	0'39.240	0'39.240	227.369	0'39.932	0'39.932	210.938	0'36.255	0'36.255	252.928				0'33.719	0'33.719	281.985
3 ^a - 2	1'20.166	0'40.926	Robinson	1'20.888	0'40.956		1'15.320	0'39.065					1'11.059	0'37.340	
3 ^a - 3	2'00.798	0'40.632		2'02.226	0'41.338		1'54.325	0'39.005		2'01.845	2'01.845		1'48.674	0'37.615	
4 ^a - 1	0'39.448	0'39.448	226.891	0'39.312	0'39.312	227.369	0'36.127	0'36.127	263.415				0'33.544	0'33.544	270.677
4 ^a - 2	1'19.350	0'39.902	Robinson	1'19.423	0'40.111		1'26.596	0'50.469					1'11.217	0'37.673	
4 ^a - 3	1'59.543	0'40.193		1'59.892	0'40.469		2'09.744	0'43.148		2'00.523	2'00.523		1'48.872	0'37.655	
5 ^a - 1	0'39.065	0'39.065	225.942	0'39.555	0'39.555	220.409	0'35.759	0'35.759	264.059				0'33.396	0'33.396	289.545
5 ^a - 2	1'18.771	0'39.706	Robinson	1'19.530	0'39.975		1'14.186	0'38.427					1'10.588	0'37.192	
5 ^a - 3	1'58.760	0'39.989		1'59.829	0'40.299		1'52.584	0'38.398		2'00.615	2'00.615		1'48.370	0'37.782	
6 ^a - 1	0'38.850	0'38.850	226.416	0'38.832	0'38.832	227.369	0'35.592	0'35.592	263.415				0'34.047	0'34.047	257.757
6 ^a - 2	1'18.314	0'39.464	Robinson	1'18.754	0'39.922		1'25.362	0'49.770					1'13.972	0'39.925	
6 ^a - 3	1'58.148	0'39.834		1'58.935	0'40.181		2'07.095	0'41.733		1'59.899	1'59.899		2'03.982	0'50.010	PIT
7 ^a - 1	0'38.878	0'38.878	227.849	0'38.647	0'38.647	227.849	0'35.564	0'35.564	265.357						
7 ^a - 2	1'22.506	0'43.628	Robinson	1'18.042	0'39.395		1'13.953	0'38.389							
7 ^a - 3	2'03.311	0'40.805		1'58.273	0'40.231		1'52.543	0'38.590		1'59.314	1'59.314				
8 ^a - 1	0'38.848	0'38.848	226.891	0'38.454	0'38.454	228.330	0'35.554	0'35.554	264.059						
8 ^a - 2	1'18.899	0'40.051	Robinson	1'17.752	0'39.298		1'15.082	0'39.528							
8 ^a - 3	1'58.856	0'39.957		1'58.203	0'40.451		1'56.982	0'41.900		1'59.176	1'59.176				
9 ^a - 1	0'38.842	0'38.842	226.416	0'38.454	0'38.454	227.849	0'45.248	0'45.248	167.442						
9 ^a - 2	1'17.733	0'38.891	Robinson	1'17.656	0'39.202		1'30.305	0'45.057							
9 ^a - 3	1'57.506	0'39.773		1'57.616	0'39.960					2'00.643	2'00.643				

Ideal Lap	
0'38.842	0'38.842
1'17.733	0'38.891
1'57.506	0'39.773

Ideal Lap	
0'38.454	0'38.454
1'17.656	0'39.202
1'57.616	0'39.960

Ideal Lap	
0'35.554	0'35.554
1'13.943	0'38.389
1'52.341	0'38.398

Ideal Lap	
	1'59.176

Ideal Lap	
0'33.396	0'33.396
1'10.588	0'37.192
1'48.203	0'37.615

Ideal Best Lap	
0'33.396	0'33.396
1'10.116	0'36.720
1'47.084	0'36.968



Autodromo di Monza

Qualifying 1

LAP ANALYSIS

01/10/2016

Number	29			46			61			63			66		
Lap	Lap Time	Partial	Speed	Lap Time	Partial	Speed	Lap Time	Partial	Speed	Lap Time	Partial	Speed	Lap Time	Partial	Speed
1 ^a - 1	0'49.939	0'49.939	173.914	0'42.930	0'42.930	171.702	0'37.348	0'37.348	206.107	0'40.407	0'40.407	187.501	0'46.100	0'46.100	172.524
1 ^a - 2	1'35.914	0'45.975	Cencetti	1'27.811	0'44.881	Ferguson	1'18.545	0'41.197	Kaiser	1'24.446	0'44.039	Booth	1'29.994	0'43.894	Caudwell
1 ^a - 3	2'25.337	0'49.423		2'14.982	0'47.171		2'03.451	0'44.906		2'06.780	0'42.334		2'13.158	0'43.164	
2 ^a - 1	0'41.246	0'41.246	222.681	0'42.036	0'42.036	176.471	0'35.699	0'35.699	232.759	0'38.378	0'38.378	170.079	0'40.379	0'40.379	196.008
2 ^a - 2	1'24.143	0'42.897	Cencetti	1'28.438	0'46.402	Ferguson	1'15.942	0'40.243	Kaiser	1'19.927	0'41.549	Booth	1'22.574	0'42.195	Caudwell
2 ^a - 3	2'06.309	0'42.166		2'16.019	0'47.581		1'55.037	0'39.095		2'03.823	0'43.896		2'04.634	0'42.060	
3 ^a - 1	0'39.154	0'39.154	227.849	0'35.314	0'35.314	234.274	0'34.978	0'34.978	267.327	0'36.646	0'36.646	259.616	0'39.366	0'39.366	217.304
3 ^a - 2	1'19.371	0'40.217	Cencetti	1'14.171	0'38.857	Ferguson	1'13.201	0'38.223	Kaiser	1'15.009	0'38.363	Booth	1'21.527	0'42.161	Caudwell
3 ^a - 3	1'59.428	0'40.057		1'52.381	0'38.210		1'50.922	0'37.721		1'54.073	0'39.064		2'02.262	0'40.735	
4 ^a - 1	0'38.873	0'38.873	228.814	0'34.616	0'34.616	246.014	0'34.888	0'34.888	268.657	0'34.602	0'34.602	243.244	0'38.956	0'38.956	227.369
4 ^a - 2	1'18.612	0'39.739	Cencetti	1'12.632	0'38.016	Ferguson	1'12.552	0'37.664	Kaiser	1'12.892	0'38.290	Booth	1'18.877	0'39.921	Caudwell
4 ^a - 3	1'59.071	0'40.459		1'50.771	0'38.139		1'50.130	0'37.578		1'51.570	0'38.678		1'59.387	0'40.510	
5 ^a - 1	0'38.587	0'38.587	229.788	0'42.303	0'42.303	197.803	0'34.691	0'34.691	269.327	0'35.357	0'35.357	247.707	0'39.011	0'39.011	227.849
5 ^a - 2	1'17.941	0'39.354	Cencetti	1'29.730	0'47.427	Ferguson	1'11.880	0'37.189	Kaiser	1'14.080	0'38.723	Booth	1'19.011	0'40.000	Caudwell
5 ^a - 3	1'57.597	0'39.656		2'21.505	0'51.775		1'48.977	0'37.097		1'52.257	0'38.177		1'59.556	0'40.545	
6 ^a - 1	0'38.821	0'38.821	229.300	0'34.365	0'34.365	255.320	0'34.643	0'34.643	270.001	0'34.296	0'34.296	254.118	0'38.955	0'38.955	227.369
6 ^a - 2	1'18.143	0'39.322	Cencetti	1'12.558	0'38.193	Ferguson	1'11.555	0'36.912	Kaiser	1'11.788	0'37.492	Booth	1'18.552	0'39.597	Caudwell
6 ^a - 3	2'00.606	0'42.463		1'50.893	0'38.335		1'48.664	0'37.109		1'49.686	0'37.898		1'59.014	0'40.462	
7 ^a - 1	0'38.657	0'38.657	229.788	0'34.103	0'34.103	271.357	0'34.809	0'34.809	267.991	0'34.620	0'34.620	276.924	0'38.735	0'38.735	228.330
7 ^a - 2	1'17.686	0'39.029	Cencetti	1'12.018	0'37.915	Ferguson	1'12.011	0'37.202	Kaiser	1'12.427	0'37.807	Booth	1'18.265	0'39.530	Caudwell
7 ^a - 3	1'57.113	0'39.427		1'49.911	0'37.893		1'50.100	0'38.089		1'50.593	0'38.166		1'58.825	0'40.560	
8 ^a - 1	0'38.726	0'38.726	230.278	0'34.237	0'34.237	270.677	0'34.412	0'34.412	272.041	0'34.511	0'34.511	260.870	0'38.761	0'38.761	227.848
8 ^a - 2	1'22.637	0'43.911	Cencetti	1'11.897	0'37.660	Ferguson	1'11.256	0'36.844	Kaiser	1'12.171	0'37.660	Booth	1'18.210	0'39.449	Caudwell
8 ^a - 3	2'06.593	0'43.956		1'50.130	0'38.233		1'48.664	0'37.408		1'50.361	0'38.190		1'58.589	0'40.379	
9 ^a - 1	0'47.320	0'47.320	157.435	0'44.438	0'44.438	174.758	0'34.583	0'34.583	270.001	0'33.991	0'33.991	271.357	0'39.014	0'39.014	223.141
9 ^a - 2	1'36.828	0'49.508	Cencetti	1'34.181	0'49.743	Ferguson	1'11.303	0'36.720	Kaiser	1'11.450	0'37.459	Booth	1'18.490	0'39.476	Caudwell
9 ^a - 3							1'48.271	0'36.968		1'49.501	0'38.051		2'06.477	0'47.987	

Ideal Lap	
0'38.587	0'38.587
1'17.616	0'39.029
1'57.043	0'39.427

Ideal Lap	
0'34.103	0'34.103
1'11.763	0'37.660
1'49.656	0'37.893

Ideal Lap	
0'34.412	0'34.412
1'11.132	0'36.720
1'48.100	0'36.968

Ideal Lap	
0'33.991	0'33.991
1'11.450	0'37.459
1'49.348	0'37.898

Ideal Lap	
0'38.735	0'38.735
1'18.184	0'39.449
1'58.563	0'40.379

Ideal Best Lap	
0'33.396	0'33.396
1'10.116	0'36.720
1'47.084	0'36.968



Autodromo di Monza

Qualifying 1

LAP ANALYSIS

01/10/2016

Number	69			99		
Lap	Lap Time	Partial	Speed	Lap Time	Partial	Speed
1 ^a - 1	0'48.868	0'48.868	157.206	0'40.083	0'40.083	204.934
1 ^a - 2	1'36.181	0'47.313	Corbett	1'26.610	0'46.527	
1 ^a - 3	2'21.324	0'45.143		2'08.774	0'42.164	
2 ^a - 1	0'39.010	0'39.010	203.008	0'39.481	0'39.481	262.136
2 ^a - 2	1'21.326	0'42.316	Corbett	1'27.465	0'47.984	
2 ^a - 3	2'03.977	0'42.651		2'26.148	0'58.683	PIT
3 ^a - 1	0'37.456	0'37.456	206.501	2'56.344	2'56.344	163.637
3 ^a - 2	1'17.757	0'40.301	Corbett	3'41.653	0'45.309	
3 ^a - 3	1'57.538	0'39.781		4'23.668	0'42.015	
4 ^a - 1	0'34.723	0'34.723	242.697	0'35.603	0'35.603	232.259
4 ^a - 2	1'13.784	0'39.061	Corbett	1'14.960	0'39.357	
4 ^a - 3	1'53.485	0'39.701		1'54.562	0'39.602	
5 ^a - 1	0'35.445	0'35.445	234.783	0'34.362	0'34.362	257.757
5 ^a - 2	1'14.513	0'39.068	Corbett	1'12.473	0'38.111	
5 ^a - 3	1'53.994	0'39.481		1'49.941	0'37.468	
6 ^a - 1	0'34.213	0'34.213	267.991	0'33.923	0'33.923	263.415
6 ^a - 2	1'12.755	0'38.542	Corbett	1'11.532	0'37.609	
6 ^a - 3	1'51.841	0'39.086		1'49.404	0'37.872	
7 ^a - 1	0'34.386	0'34.386	263.415	0'33.612	0'33.612	262.774
7 ^a - 2	1'12.694	0'38.308	Corbett	1'11.205	0'37.593	
7 ^a - 3	1'51.443	0'38.749		1'49.589	0'38.384	
8 ^a - 1	0'34.305	0'34.305	249.423	0'48.431	0'48.431	161.435
8 ^a - 2	1'12.777	0'38.472	Corbett	1'36.021	0'47.590	
8 ^a - 3	1'51.187	0'38.410				
9 ^a - 1	0'35.552	0'35.552	233.767			
9 ^a - 2	1'19.662	0'44.110	Corbett			
9 ^a - 3						

Ideal Lap	
0'34.213	0'34.213
1'12.521	0'38.308
1'50.931	0'38.410

Ideal Lap	
0'33.612	0'33.612
1'11.205	0'37.593
1'48.673	0'37.468

Ideal Best Lap	
0'33.396	0'33.396
1'10.116	0'36.720
1'47.084	0'36.968



Autodromo di Monza

Qualifying 1

BEST SECTORS RESULTS

01/10/2016

Sector - 1		Sector - 2		Sector - 3		Ideal Lap vs Best Lap					
Ord.	Nº Driver	Time	Nº Driver	Time	Nº Driver	Time	Ord.	Nº Driver	Ideal Lap	Best Lap	Ord.
1	27 Mike Cantillon	33.396	61 Ross Kaiser	36.720	61 Ross Kaiser	36.968	1	61 Ross Kaiser	1'48.100	1'48.271	1
2	99 Jamie Constable	33.612	27 Mike Cantillon	37.192	2 Tony Wells	37.458	2	27 Mike Cantillon	1'48.203	1'48.370	2
3	63 Jim Booth	33.991	2 Tony Wells	37.200	99 Jamie Constable	37.468	3	99 Jamie Constable	1'48.673	1'49.404	3
4	46 Andrew Ferguson	34.103	63 Jim Booth	37.459	27 Mike Cantillon	37.615	4	63 Jim Booth	1'49.348	1'49.501	4
5	69 John Corbett	34.213	99 Jamie Constable	37.593	46 Andrew Ferguson	37.893	5	46 Andrew Ferguson	1'49.656	1'49.911	6
6	61 Ross Kaiser	34.412	46 Andrew Ferguson	37.660	63 Jim Booth	37.898	6	2 Tony Wells	1'49.768	1'49.768	5
7	2 Tony Wells	35.110	69 John Corbett	38.308	20 Alain Costa	38.398	7	69 John Corbett	1'50.931	1'51.187	7
8	20 Alain Costa	35.554	20 Alain Costa	38.389	69 John Corbett	38.410	8	20 Alain Costa	1'52.341	1'52.543	8
9	12 Peter Paddon	38.438	15 James Robinson	38.891	29 Marco Cencetti	39.427	9	29 Marco Cencetti	1'57.043	1'57.113	9
10	17 Jani Hjerppe	38.454	29 Marco Cencetti	39.029	3 Riccardo Dona	39.661	10	15 James Robinson	1'57.506	1'57.506	10
11	29 Marco Cencetti	38.587	17 Jani Hjerppe	39.202	15 James Robinson	39.773	11	3 Riccardo Dona	1'57.610	1'57.610	11
12	3 Riccardo Dona	38.735	3 Riccardo Dona	39.214	12 Peter Paddon	39.904	12	17 Jani Hjerppe	1'57.616	1'57.616	12
13	66 Brian Caudwell	38.735	12 Peter Paddon	39.428	17 Jani Hjerppe	39.960	13	12 Peter Paddon	1'57.770	1'57.775	13
14	15 James Robinson	38.842	66 Brian Caudwell	39.449	66 Brian Caudwell	40.379	14	66 Brian Caudwell	1'58.563	1'58.589	14
15	9 Konstantin Gugkaev	38.987	10 John Caudwell	39.919	10 John Caudwell	40.409	15	10 John Caudwell	1'59.456	1'59.504	16
16	10 John Caudwell	39.128	9 Konstantin Gugkaev	40.473	9 Konstantin Gugkaev	41.551	16	9 Konstantin Gugkaev	2'01.011	2'01.011	17
17	25 Martin Verity	Transponder	25 Martin Verity	Transponder	25 Martin Verity	1'59.176	17	25 Martin Verity	Transponder	1'59.176	15



Autodromo di Monza

Qualifying 1

BEST TOP SPEEDS

01/10/2016

Ord.	N°	Entrant	Driver	Nat.	Driver 2	Nat.	Car Type	Cat.	Cla.	Top 1		Top 2		Top 3		Top 4		Top 5		Avg.
										Km/h	Lap	Km/h	Lap	Km/h	Lap	Km/h	Lap	Km/h	Lap	
1	27	Works	Mike Cantillon	GBR			RXC Spyder Turbo	M	1°	289.544	6	281.984	4	270.677	5	260.241	3	257.756	7	272.041
2	63	Works	Jim Booth	USA			RXC Spyder Turbo	M	2°	276.923	8	271.357	10	260.870	9	259.615	4	254.118	7	264.576
3	61	RAW Motorsport	Manhal Allos	GBR	Ross Kaiser	GBR	SR8 RX	M	3°	272.040	9	270.677	11	270.000	7	270.000	10	269.327	6	270.409
4	46	RAW Motorsport	Jeremy Ferguson	GBR	Andrew Ferguson	GBR	RXC Spyder Turbo	M	4°	271.357	8	270.677	9	255.319	7	246.014	5	234.273	4	255.528
5	69	Monza Garage	John Corbett	AUS			RXC Spyder Turbo	M	5°	267.990	7	263.415	8	249.423	9	242.697	5	234.783	6	251.661
6	2	Nielsen	Tony Wells	GBR	James Littlejohn	GBR	SR8 RX	M	6°	267.327	7	266.667	8	266.667	10	266.667	11	266.010	6	266.667
7	20	Monza Garage	Alain Costa	MCO			SR8 RX	M	7°	265.356	8	264.059	6	264.059	9	263.415	5	263.415	7	264.061
8	99	Works	Jamie Constable	GBR			RXC Spyder Turbo	M	8°	263.415	7	262.774	8	262.136	3	257.757	6	232.258	5	255.668
9	9	Works	Konstantin Gugkaev	RUS			SR3 RSX	S	1°	233.766	7	233.766	9	233.766	10	233.261	6	232.759	5	233.464
10	12	Works	Peter Paddon	AUS	James Winslow	GBR	SR3 RSX	S	2°	233.766	10	233.261	9	233.261	7	232.258	8	232.258	6	232.961
11	3	Nielsen	Riccardo Dona	ITA	Stuart Moseley	GBR	SR3 RSX	S	3°	231.263	9	231.263	10	230.769	4	230.277	3	229.299	7	230.575
12	29	RAW Motorsport	Marcello Marateotto	RUS	Marco Cencetti	RUS	SR3 RSX	S	4°	230.277	9	229.787	6	229.787	8	229.299	7	228.814	5	229.593
13	17	Nielsen	Jani Hjerpe	FIN			SR3 RSX	S	5°	228.330	9	227.848	8	227.848	10	227.368	5	227.368	7	227.753
14	66	Nielsen	Brian Caudwell	GBR			SR3 RSX	S	6°	228.330	8	227.848	6	227.848	9	227.368	5	227.368	7	227.753
15	15	Nielsen	Jack Manchester	GBR	James Robinson	GBR	SR3 RSX	S	7°	227.848	8	227.368	4	226.891	5	226.891	9	226.415	7	227.083
16	10	Nielsen	John Caudwell	GBR	Bradley Ellis	GBR	SR3 RSX	S	8°	226.891	9	226.415	6	226.415	7	226.415	8	225.000	4	226.227





Autodromo di Monza

Qualifying 1

FASTEST LAP SEQUENCE

01/10/2016

<u>Time of Day</u>	<u>Session Time</u>	<u>Nº</u>	<u>Entrant</u>	<u>Driver</u>	<u>Nat.</u>	<u>Driver 2</u>	<u>Nat.</u>	<u>Car Type</u>	<u>Cat.</u>	<u>Time</u>	<u>Km/h</u>	<u>Lap</u>
9:04'45.140	4'35.411	2	Nielsen	Tony Wells	GBR	James Littlejohn	GBR	SR8 RX	M	2'05.587	166.059	2
9:05'09.855	5'00.137	61	RAW Motorsport	Manhal Allos	GBR	Ross Kaiser	GBR	SR8 RX	M	2'03.451	168.932	2
9:06'41.226	6'31.497	2	Nielsen	Tony Wells	GBR	James Littlejohn	GBR	SR8 RX	M	1'56.086	179.650	3
9:07'04.887	6'55.174	61	RAW Motorsport	Manhal Allos	GBR	Ross Kaiser	GBR	SR8 RX	M	1'55.037	181.288	3
9:08'34.990	8'25.251	2	Nielsen	Tony Wells	GBR	James Littlejohn	GBR	SR8 RX	M	1'53.754	183.332	4
9:08'55.792	8'46.096	61	RAW Motorsport	Manhal Allos	GBR	Ross Kaiser	GBR	SR8 RX	M	1'50.922	188.013	4
9:09'08.082	8'58.351	27	Works	Mike Cantillon	GBR			RXC Spyder Turbo	M	1'48.674	191.902	4
9:12'45.331	12'35.593	27	Works	Mike Cantillon	GBR			RXC Spyder Turbo	M	1'48.370	192.441	6
9:19'50.788	19'40.902	61	RAW Motorsport	Manhal Allos	GBR	Ross Kaiser	GBR	SR8 RX	M	1'48.271	192.617	10



Autodromo di Monza

Qualifying 1

EVENT MAXIMUM SPEED

01/10/2016

Ord.	Nº	Entrant	Driver	Nat.	Driver 2	Nat.	Car Type	Cat.	Cl.	Km/h	Lap	Session
1	27	Works	Mike Cantillon	GBR			RXC Spyder Turbo	M	1º	289.545	6	Qualifying 1
2	63	Works	Jim Booth	USA			RXC Spyder Turbo	M	2º	276.924	8	Qualifying 1
3	99	Works	Jamie Constable	GBR			RXC Spyder Turbo	M	3º	274.810	13	Free Practice 2
4	61	RAW Motorsport	Manhal Allos	GBR	Ross Kaiser	GBR	SR8 RX	M	4º	272.041	9	Qualifying 1
5	46	RAW Motorsport	Jeremy Ferguson	GBR	Andrew Ferguson	GBR	RXC Spyder Turbo	M	5º	271.357	8	Qualifying 1
6	69	Monza Garage	John Corbett	AUS			RXC Spyder Turbo	M	6º	267.991	7	Qualifying 1
7	2	Nielsen	Tony Wells	GBR	James Littlejohn	GBR	SR8 RX	M	7º	267.327	7	Qualifying 1
8	20	Monza Garage	Alain Costa	MCO			SR8 RX	M	8º	266.010	10	Free Practice 1
9	12	Works	Peter Paddon	AUS	James Winslow	GBR	SR3 RSX	S	1º	234.783	19	Free Practice 2
10	9	Works	Konstantin Gugkaev	RUS			SR3 RSX	S	2º	234.274	3	Free Practice 2
11	3	Nielsen	Riccardo Dona	ITA	Stuart Moseley	GBR	SR3 RSX	S	3º	231.264	9	Qualifying 1
12	25	360 Racing	Martin Verity	GBR	Austin Kinsella	GBR	SR3 RSX	S	4º	230.770	15	Free Practice 2
13	29	RAW Motorsport	Marcello Marateotto	RUS	Marco Cencetti	RUS	SR3 RSX	S	5º	230.278	9	Qualifying 1
14	36	XXX	XXX	XXX	XXX	XXX	XXX	XXX	1º	229.788	11	Free Practice 2
15	17	Nielsen	Jani Hjerpe	FIN			SR3 RSX	S	6º	228.330	9	Qualifying 1
16	66	Nielsen	Brian Caudwell	GBR			SR3 RSX	S	7º	228.330	8	Qualifying 1
17	15	Nielsen	Jack Manchester	GBR	James Robinson	GBR	SR3 RSX	S	8º	227.849	8	Qualifying 1
18	10	Nielsen	John Caudwell	GBR	Bradley Ellis	GBR	SR3 RSX	S	9º	227.369	16	Free Practice 2

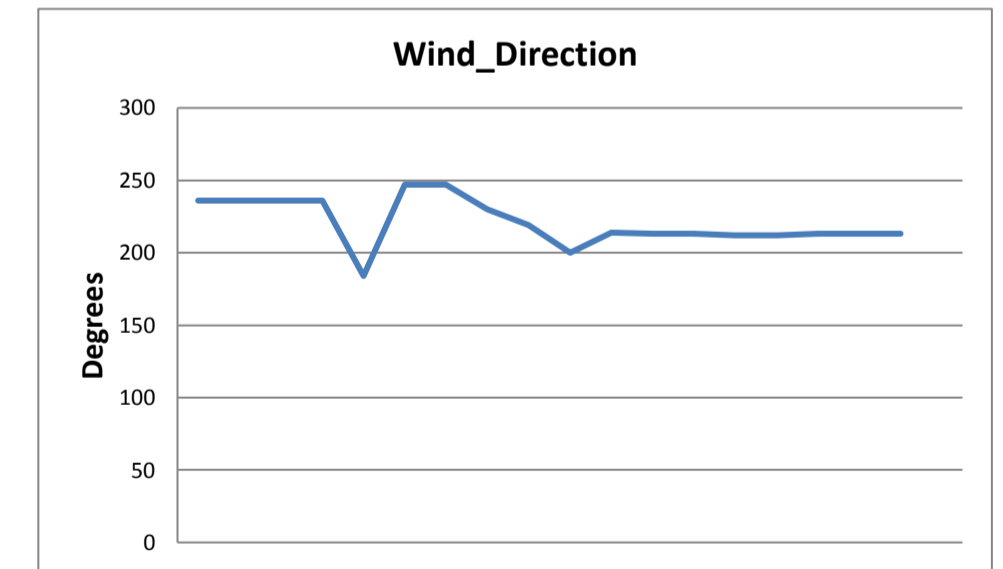
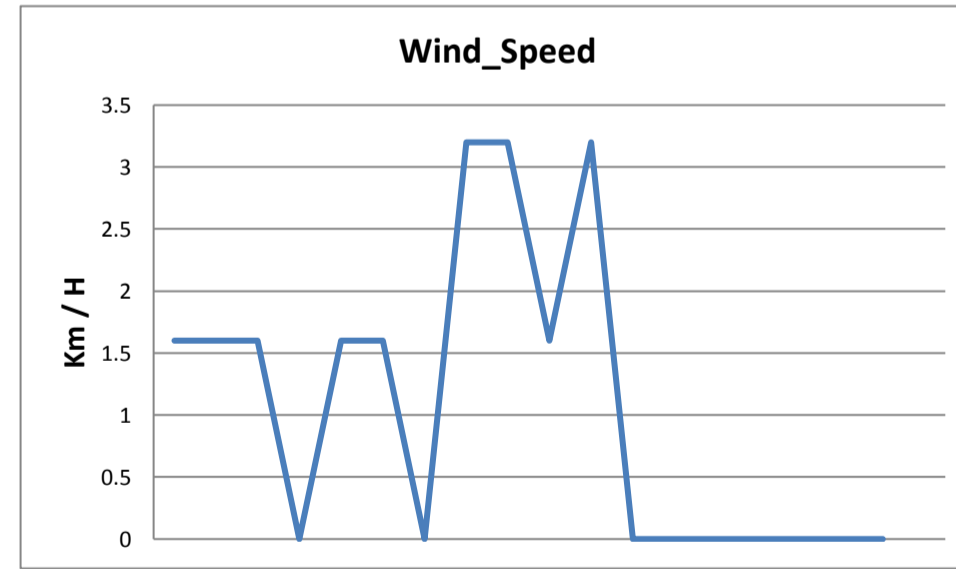
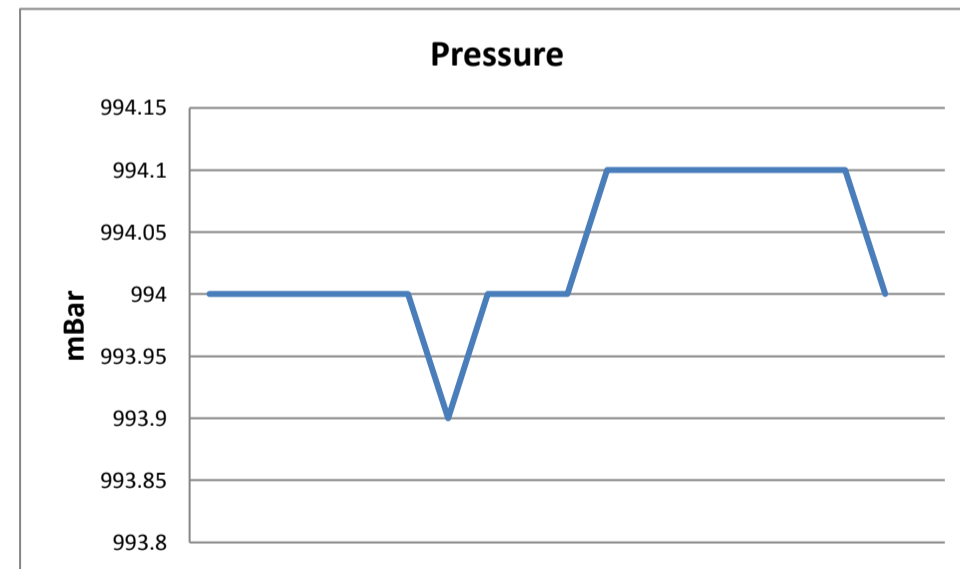
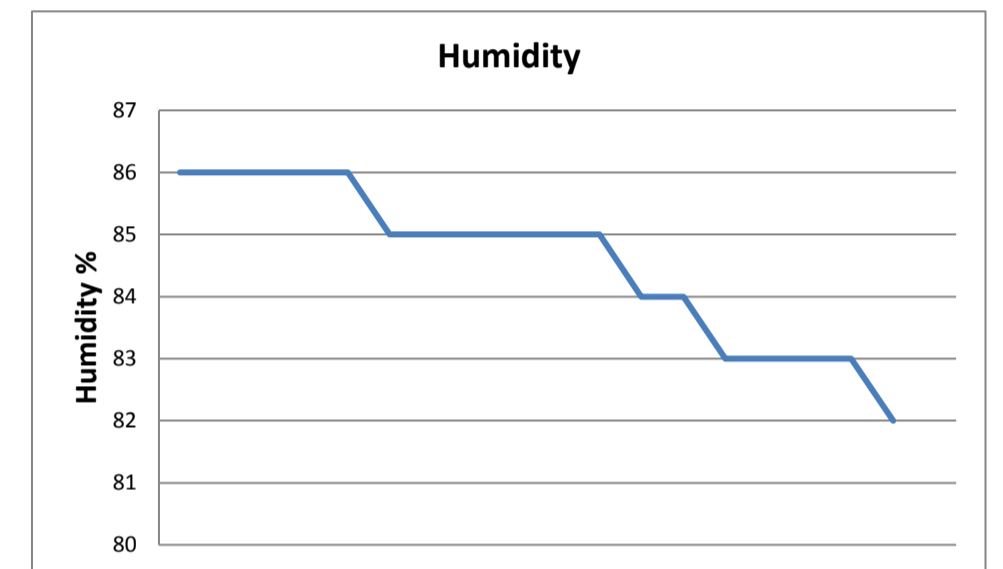
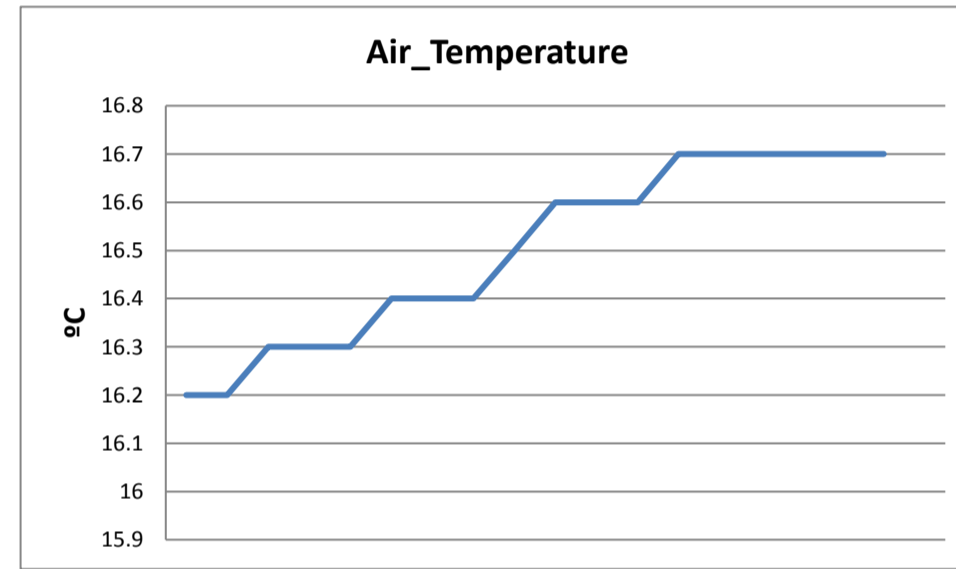
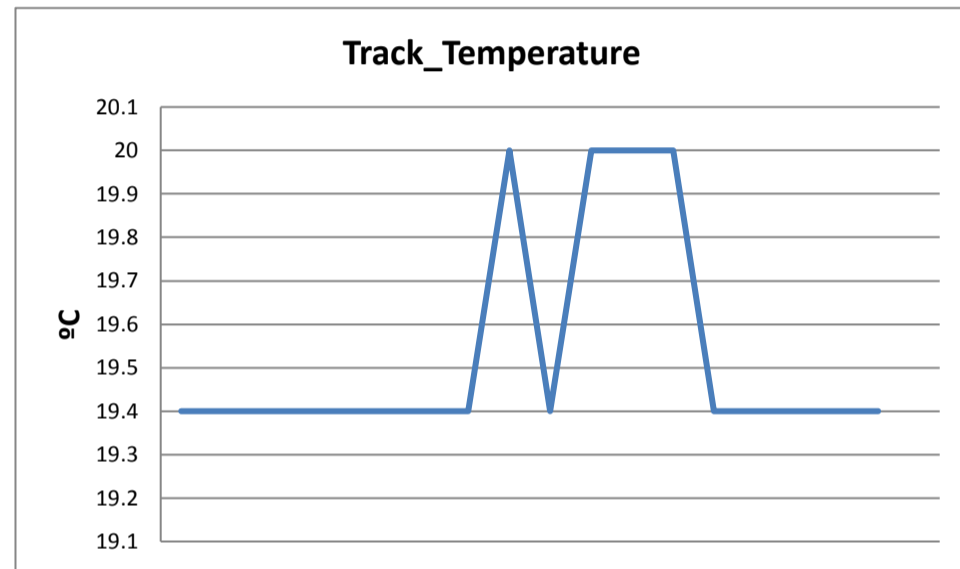


Autodromo di Monza

Qualifying 1

WEATHER REPORT

Track Status **DRY**





Autodromo di Monza

Qualifying -1

FINAL RESULTS


01/10/2016

Ord.	Nº	Entrant	Driver	Nat.	Driver 2	Nat.	Car Type	Cat.	Cl.	Laps	Best	Time	Gap	Interval	Km/h
1	61	RAW Motorsport	Manhal Allos	GBR	<u>Ross Kaiser</u>	GBR	SR8 RX	M	1º	10	10	1'48.271			192.617
2	27	Works	<u>Mike Cantillon</u>	GBR			RXC Spyder Turbo	M	2º	7	6	1'48.370	0"099	0"099	192.441
3	99	Works	<u>Jamie Constable</u>	GBR			RXC Spyder Turbo	M	3º	8	7	1'49.404	1"133	1"034	190.622
4	63	Works	<u>Jim Booth</u>	USA			RXC Spyder Turbo	M	4º	10	10	1'49.501	1"230	0"097	190.453
5	2	Nielsen	<u>Tony Wells</u>	GBR	James Littlejohn	GBR	SR8 RX	M	5º	10	10	1'49.768	1"497	0"267	189.990
6	46	RAW Motorsport	Jeremy Ferguson	GBR	<u>Andrew Ferguson</u>	GBR	RXC Spyder Turbo	M	6º	9	8	1'49.911	1"640	0"143	189.743
7	69	Monza Garage	<u>John Corbett</u>	AUS		0	RXC Spyder Turbo	M	7º	9	9	1'51.187	2"916	1"276	187.565
8	20	Monza Garage	<u>Alain Costa</u>	MCO			SR8 RX	M	8º	9	8	1'52.543	4"272	1"356	185.305
9	29	RAW Motorsport	Marcello Marateotto	RUS	<u>Marco Cencetti</u>	RUS	SR3 RSX	S	1º	9	8	1'57.113	8"842	4"570	178.074
10	15	Nielsen	Jack Manchester	GBR	<u>James Robinson</u>	GBR	SR3 RSX	S	2º	10	10	1'57.506	9"235	0"393	177.479
11	3	Nielsen	<u>Riccardo Dona</u>	ITA	Stuart Moseley	GBR	SR3 RSX	S	3º	10	9	1'57.610	9"339	0"104	177.322
12	17	Nielsen	<u>Jani Hjerpe</u>	FIN	0		SR3 RSX	S	4º	10	10	1'57.616	9"345	0"006	177.313
13	12	Works	<u>Peter Paddon</u>	AUS	James Winslow	GBR	SR3 RSX	S	5º	10	10	1'57.775	9"504	0"159	177.073
14	66	Nielsen	<u>Brian Caudwell</u>	GBR	0	0	SR3 RSX	S	6º	10	9	1'58.589	10"318	0"814	175.858
15	25	360 Racing	<u>Martin Verity</u>	GBR	Austin Kinsella	GBR	SR3 RSX	S	7º	10	9	1'59.176	10"905	0"587	174.992
16	10	Nielsen	<u>John Caudwell</u>	GBR	Bradley Ellis	GBR	SR3 RSX	S	8º	9	7	1'59.504	11"233	0"328	174.511
17	9	Works	<u>Konstantin Gugkaev</u>	RUS	0	0	SR3 RSX	S	9º	9	9	2'01.011	12"740	1"507	172.338

Published at:.....

Track Status **DRY**

Stewards:	Race Director:	Timekeeper: 
-----------	----------------	--



Autodromo di Monza

RACE 1

01/10/2016

PROVISIONAL STARTING GRID

Num.	Driver	Time	Row	Num.	Driver	Time
------	--------	------	-----	------	--------	------

9	Konstantin Gugkaev	2'01.011				
----------	--------------------	----------	--	--	--	--

.... 8

25	Martin Verity	1'59.176				
-----------	---------------	----------	--	--	--	--

10	John Caudwell	1'59.504				
-----------	---------------	----------	--	--	--	--

.... 7

12	Peter Paddon	1'57.775				
-----------	--------------	----------	--	--	--	--

66	Brian Caudwell	1'58.589				
-----------	----------------	----------	--	--	--	--

.... 6

3	Riccardo Dona	1'57.610				
----------	---------------	----------	--	--	--	--

17	Jani Hjerpe	1'57.616				
-----------	-------------	----------	--	--	--	--

.... 5

29	Marco Cencetti	1'57.113				
-----------	----------------	----------	--	--	--	--

15	James Robinson	1'57.506				
-----------	----------------	----------	--	--	--	--

.... 4

69	John Corbett	1'51.187				
-----------	--------------	----------	--	--	--	--

20	Alain Costa	1'52.543				
-----------	-------------	----------	--	--	--	--

.... 3

2	Tony Wells	1'49.768				
----------	------------	----------	--	--	--	--

46	Andrew Ferguson	1'49.911				
-----------	-----------------	----------	--	--	--	--

.... 2

99	Jamie Constable	1'49.404				
-----------	-----------------	----------	--	--	--	--

63	Jim Booth	1'49.501				
-----------	-----------	----------	--	--	--	--

.... 1

61	Ross Kaiser	1'48.271				
-----------	-------------	----------	--	--	--	--

27	Mike Cantillon	1'48.370				
-----------	----------------	----------	--	--	--	--



Published at:.....

Stewards:	Race Director:	Timekeeper: 
-----------	----------------	--