

Autodromo do Estoril
C. N. de Velocidade Turismos + Troféu Ibérico
Qualifying - 2

Results

29/04/2017

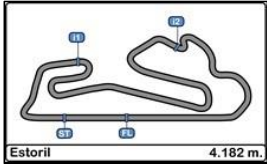
Ord.	Nº	Entrant / Team	Lic.	Driver	RL	Nat	Lic.	Driver 2	RL	Nat	Lic.	Vehicle	Cat.	Cla.	Laps	Best	Time	Gap	Interval	Km/h
1	26	VELOSO MOTORSPORT	16067	<u>Francisco Mora</u>		Pt.	17049					SEAT LEON TCR	TCR	1º	4	3	1'47.714			139.770
2	11	TEAM NOVADRIVER	16573	<u>Francisco Abreu</u>		Pt.						GOLF GTI TCR	TCR	2º	5	3	1'48.252	0"538	0"538	139.075
3	9	BAPORO	EC-223-CAT	<u>Amalia Vinyes</u>		And						SEAT LEON CUP RACER	TCR	3º	6	6	1'48.889	1"175	0"637	138.262
4	22	SPEEDY MOTORSPORT	17173	<u>César Machado</u>		Pt.	17013	Manuel Pedro Fernandes		Pt.	16948	SEAT LEON CUP RACER	TCR	4º	7	3	1'49.284	1"570	0"395	137.762
5	13	SPEEDY MOTORSPORT	17173	<u>Nuno Batista</u>		Pt.	16903	Edgar Florindo		Pt.	17166	SEAT LEON TCR	TCR	5º	7	4	1'49.335	1"621	0"051	137.698
6	8	S.C.BRAGA	17158	<u>Patrick Cunha</u>		Pt.	17120	Rafael Lobato		Pt.	17061	AUDI RS3 LMS	TCR	6º	6	3	1'49.353	1"639	0"018	137.675
7	27	BAPORO	EC-223-CAT	<u>Gustavo Moura</u>		Pt.	IB-48-18	Faust Salom		Esp	12333	SEAT LEON CUP RACER	TCR	7º	6	5	1'50.198	2"484	0"845	136.620
8	25	RC2 JUNIOR TEAM	EC-283	Lluís Llobet	RL	Esp	PC1905	<u>Max Llobet</u>		Esp.	PC1906	SEAT LEON CUP RACER	TCR	8º	7	3	1'50.276	2"562	0"078	136.523
9	5	VELOSO MOTORSPORT	16067	Eduardo Leitão		Pt.	17054	<u>Ricardo Leitão</u>		Pt.	17053	SEAT LEON DSG TCR	TCR	9º	6	3	1'50.317	2"603	0"041	136.472
10	15	PCR SPORT	EC-16-CAT	José Monroy		Pt.	17209	<u>Francesc Gutierrez</u>		Esp	P-259-CAT	SEAT LEON TCR	TCR	10º	6	5	1'50.365	2"651	0"048	136.413
11	7	JOSÉ PEDRO FARIA	17050	José Pedro Faria		Pt.	17050	<u>João Baptista</u>		Pt.	17048	KIA CEE'D TCR	TCR	11º	5	5	1'51.068	3"354	0"703	135.549
12	2	VETTRA MOTORSPORT	12337	Manuel Gião		Pt.	12291	<u>Ricardo Gomes</u>		Pt.	15286	SEAT LEON CUP RACER	TCR	12º	8	4	1'51.424	3"710	0"356	135.116

Published at:.....

Track Status **DRY**

Stewards:	Race Director:	Timekeeper: 
------------------	-----------------------	-------------------------------------------------------------------------------------------------------------





Autodromo do Estoril
C. N. de Velocidade Turismos + Troféu Ibérico
Qualifying - 2

LAP ANALYSIS

29/04/2017

Number	2			5			7			8			9		
	Lap Time	Partial	Speed	Lap Time	Partial	Speed	Lap Time	Partial	Speed	Lap Time	Partial	Speed	Lap Time	Partial	Speed
1ª - 1	0'23.477	0'23.477	222.223	0'22.583	0'22.583	230.278	0'23.084	0'23.084	225.470	0'22.426	0'22.426	234.783	0'22.273	0'22.273	233.262
1ª - 2	1'16.964	0'53.487	Gomes	1'16.714	0'54.131	Leitão	1'17.821	0'54.737	Baptista	1'16.355	0'53.929	Cunha	1'15.566	0'53.293	
1ª - 3	2'05.988	0'49.024		1'50.647	0'33.933		1'51.891	0'34.070		1'51.481	0'35.126		1'49.698	0'34.132	
2ª - 1	0'23.209	0'23.209	233.262	0'22.738	0'22.738	230.770	0'22.803	0'22.803	227.849	0'22.141	0'22.141	235.808	0'23.022	0'23.022	230.770
2ª - 2	1'17.516	0'54.307	Gomes	1'16.214	0'53.476	Leitão	1'16.896	0'54.093	Baptista	1'15.601	0'53.460	Cunha	1'17.447	0'54.425	
2ª - 3	1'52.369	0'34.853		1'50.317	0'34.103		1'51.353	0'34.457		1'49.353	0'33.752		2'00.051	0'42.604	PIT
3ª - 1	0'23.275	0'23.275	225.942	0'22.567	0'22.567	231.264	0'22.748	0'22.748	229.300	0'22.269	0'22.269	235.295	1'44.489	1'44.489	
3ª - 2	1'16.946	0'53.671	Gomes	1'16.355	0'53.788	Leitão	1'17.009	0'54.261	Baptista	1'21.427	0'59.158	Cunha	2'40.408	0'55.919	
3ª - 3	1'51.424	0'34.478		2'03.338	0'46.983	PIT	1'51.294	0'34.285		2'04.936	0'43.509		3'14.877	0'34.469	
4ª - 1	0'22.985	0'22.985	227.849	1'31.135	1'31.135		0'22.685	0'22.685	229.300	0'30.925	0'30.925	139.535	0'22.261	0'22.261	233.262
4ª - 2	1'16.838	0'53.853	Gomes	2'26.387	0'55.252	Leitão	1'16.793	0'54.108	Baptista	1'32.013	1'01.088	Cunha	1'15.553	0'53.292	
4ª - 3	1'51.629	0'34.791		3'00.473	0'34.086		1'51.068	0'34.275		2'07.548	0'35.535		1'49.429	0'33.876	
5ª - 1	0'23.360	0'23.360	229.788	0'22.613	0'22.613	230.770	0'27.405	0'27.405	228.330	0'22.425	0'22.425	235.295	0'22.122	0'22.122	231.760
5ª - 2	1'17.441	0'54.081	Gomes	1'16.314	0'53.701	Leitão	1'37.505	1'10.100	Baptista	1'15.933	0'53.508	Cunha	1'15.059	0'52.937	
5ª - 3	1'52.210	0'34.769		1'51.164	0'34.850					2'01.427	0'45.494	PIT	1'48.889	0'33.830	
6ª - 1	0'23.424	0'23.424	233.262	0'23.303	0'23.303	227.369							0'24.325	0'24.325	209.709
6ª - 2	1'17.616	0'54.192	Gomes	1'20.993	0'57.690	Leitão							1'23.134	0'58.809	
6ª - 3	1'52.589	0'34.973													
7ª - 1	0'23.225	0'23.225	228.814												
7ª - 2	1'17.462	0'54.237	Gomes												
7ª - 3	1'52.579	0'35.117													

Ideal Lap	
0'22.985	0'22.985
1'16.472	0'53.487
1'50.950	0'34.478

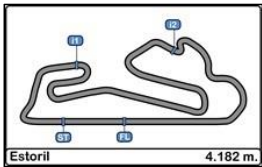
Ideal Lap	
0'22.567	0'22.567
1'16.043	0'53.476
1'49.976	0'33.933

Ideal Lap	
0'22.685	0'22.685
1'16.778	0'54.093
1'50.848	0'34.070

Ideal Lap	
0'22.141	0'22.141
1'15.601	0'53.460
1'49.353	0'33.752

Ideal Lap	
0'22.122	0'22.122
1'15.059	0'52.937
1'48.889	0'33.830

Ideal Best Lap	
0'21.825	0'21.825
1'14.229	0'52.404
1'47.541	0'33.312



Autodromo do Estoril
C. N. de Velocidade Turismos + Troféu Ibérico
Qualifying - 2

LAP ANALYSIS

29/04/2017

Number	11			13			15			22			25		
	Lap Time	Partial	Speed	Lap Time	Partial	Speed	Lap Time	Partial	Speed	Lap Time	Partial	Speed	Lap Time	Partial	Speed
1ª - 1	0'22.447	0'22.447	231.264	0'26.673	0'26.673	176.183	0'22.267	0'22.267	236.324	0'22.765	0'22.765	233.262	0'22.873	0'22.873	227.849
1ª - 2	1'19.015	0'56.568		1'31.635	1'04.962	Batista	1'16.467	0'54.200	Gutierrez	1'15.759	0'52.994	Machado	1'17.281	0'54.408	Llobet
1ª - 3	1'54.253	0'35.238		2'06.567	0'34.932		1'50.729	0'34.262		1'49.492	0'33.733		1'51.291	0'34.010	
2ª - 1	0'22.201	0'22.201	231.760	0'22.678	0'22.678	232.259	0'22.367	0'22.367	235.808	0'22.297	0'22.297	234.783	0'22.315	0'22.315	230.770
2ª - 2	1'14.671	0'52.470		1'16.014	0'53.336	Batista	1'17.245	0'54.878	Gutierrez	1'15.372	0'53.075	Machado	1'16.188	0'53.873	Llobet
2ª - 3	1'48.252	0'33.581		1'49.873	0'33.859		1'53.319	0'36.074		1'49.284	0'33.912		1'50.276	0'34.088	
3ª - 1	0'21.969	0'21.969	233.262	0'22.287	0'22.287	235.295	0'22.354	0'22.354	235.295	0'25.545	0'25.545	234.274	0'22.387	0'22.387	230.770
3ª - 2	1'14.657	0'52.688		1'15.410	0'53.123	Batista	1'16.386	0'54.032	Gutierrez	1'32.229	1'06.684	Machado	1'16.421	0'54.034	Llobet
3ª - 3	1'48.282	0'33.625		1'49.335	0'33.925		1'50.536	0'34.150		2'13.358	0'41.129		1'58.734	0'42.313	PIT
4ª - 1	0'22.203	0'22.203	232.759	0'22.507	0'22.507	233.767	0'22.465	0'22.465	234.783	0'22.353	0'22.353	235.808	1'07.759	1'07.759	
4ª - 2	1'15.068	0'52.865		1'17.684	0'55.177	Batista	1'16.222	0'53.757	Gutierrez	1'15.746	0'53.393	Machado	2'02.583	0'54.824	Llobet
4ª - 3	1'59.342	0'44.274	PIT	2'03.780	0'46.096	PIT	1'50.365	0'34.143		1'49.574	0'33.828		2'37.046	0'34.463	
5ª - 1				0'45.914	0'45.914		0'22.452	0'22.452	235.295	0'22.319	0'22.319	236.843	0'22.393	0'22.393	230.278
5ª - 2				1'46.586	1'00.672	Batista	1'16.292	0'53.840	Gutierrez	1'15.580	0'53.261	Machado	1'16.454	0'54.061	Llobet
5ª - 3				2'22.644	0'36.058		1'50.984	0'34.692		1'59.837	0'44.257	PIT	1'50.629	0'34.175	
6ª - 1				0'22.463	0'22.463	232.759	0'26.809	0'26.809	177.050	1'41.071	1'41.071		0'22.554	0'22.554	232.259
6ª - 2				1'17.058	0'54.595	Batista	1'26.626	0'59.817	Gutierrez	2'39.353	0'58.282	Machado	1'17.110	0'54.556	Llobet
6ª - 3				2'00.795	0'43.737	PIT				3'39.055	0'59.702	PIT	2'03.548	0'46.438	PIT
7ª - 1															
7ª - 2															
7ª - 3															

Ideal Lap	
0'21.969	0'21.969
1'14.439	0'52.470
1'48.020	0'33.581

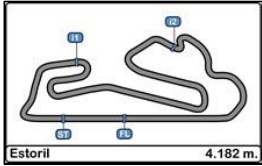
Ideal Lap	
0'22.287	0'22.287
1'15.410	0'53.123
1'49.269	0'33.859

Ideal Lap	
0'22.267	0'22.267
1'16.024	0'53.757
1'50.167	0'34.143

Ideal Lap	
0'22.297	0'22.297
1'15.291	0'52.994
1'49.024	0'33.733

Ideal Lap	
0'22.315	0'22.315
1'16.188	0'53.873
1'50.198	0'34.010

Ideal Best Lap	
0'21.825	0'21.825
1'14.229	0'52.404
1'47.541	0'33.312



Autodromo do Estoril
C. N. de Velocidade Turismos + Troféu Ibérico
Qualifying - 2

LAP ANALYSIS

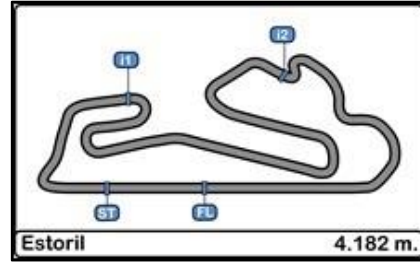
29/04/2017

Number	26			27		
	Lap Time	Partial	Speed	Lap Time	Partial	Speed
1ª - 1	0'21.954	0'21.954	232.259	0'22.688	0'22.688	232.259
1ª - 2	1'14.811	0'52.857		1'16.788	0'54.100	Moura
1ª - 3	1'48.123	0'33.312		1'50.961	0'34.173	
2ª - 1	0'21.825	0'21.825	235.808	0'22.839	0'22.839	233.262
2ª - 2	1'14.229	0'52.404		1'17.160	0'54.321	Moura
2ª - 3	1'47.714	0'33.485		1'58.957	0'41.797	PIT
3ª - 1	0'25.111	0'25.111	234.783	1'25.771	1'25.771	
3ª - 2	1'29.200	1'04.089		2'28.514	1'02.743	Moura
3ª - 3	2'15.555	0'46.355	PIT	3'04.995	0'36.481	
4ª - 1				0'22.443	0'22.443	234.783
4ª - 2				1'16.369	0'53.926	Moura
4ª - 3				1'50.198	0'33.829	
5ª - 1				0'22.754	0'22.754	235.295
5ª - 2				1'16.422	0'53.668	Moura
5ª - 3				1'50.225	0'33.803	
6ª - 1				0'26.889	0'26.889	236.324
6ª - 2				1'23.370	0'56.481	Moura
6ª - 3						
7ª - 1						
7ª - 2						
7ª - 3						

Ideal Lap	
0'21.825	0'21.825
1'14.229	0'52.404
1'47.541	0'33.312

Ideal Lap	
0'22.443	0'22.443
1'16.111	0'53.668
1'49.914	0'33.803

Ideal Best Lap	
0'21.825	0'21.825
1'14.229	0'52.404
1'47.541	0'33.312

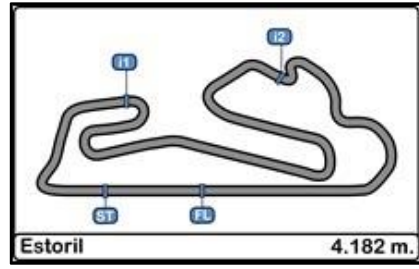


Autodromo do Estoril
C. N. de Velocidade Turismos + Troféu Ibérico
Qualifying - 2

Best Sectors Results

29/04/2017

		Sector - 1		Sector - 2		Sector - 3		Ideal Lap vs Best Lap			
Ord.	Nº Driver	Time	Nº Driver	Time	Nº Driver	Time	Ord.	Nº Driver	Ideal Lap	Best Lap	Ord.
1	26 Francisco Mora	21.825	26 Francisco Mora	52.404	26 Francisco Mora	33.312	1	26 Francisco Mora	1'47.541	1'47.714	1
2	11 Francisco Abreu	21.969	11 Francisco Abreu	52.470	11 Francisco Abreu	33.581	2	11 Francisco Abreu	1'48.020	1'48.252	2
3	9 Amalia Vinyes	22.122	9 Amalia Vinyes	52.937	22 César Machado	33.733	3	9 Amalia Vinyes	1'48.889	1'48.889	3
4	8 Patrick Cunha	22.141	22 César Machado	52.994	8 Patrick Cunha	33.752	4	22 César Machado	1'49.024	1'49.284	4
5	15 Francesc Gutierrez	22.267	13 Nuno Batista	53.123	27 Gustavo Moura	33.803	5	13 Nuno Batista	1'49.269	1'49.335	5
6	13 Nuno Batista	22.287	8 Patrick Cunha	53.460	9 Amalia Vinyes	33.830	6	8 Patrick Cunha	1'49.353	1'49.353	6
7	22 César Machado	22.297	5 Ricardo Leitão	53.476	13 Nuno Batista	33.859	7	27 Gustavo Moura	1'49.914	1'50.198	7
8	25 Max Llobet	22.315	2 Ricardo Gomes	53.487	5 Ricardo Leitão	33.933	8	5 Ricardo Leitão	1'49.976	1'50.317	9
9	27 Gustavo Moura	22.443	27 Gustavo Moura	53.668	25 Max Llobet	34.010	9	15 Francesc Gutierrez	1'50.167	1'50.365	10
10	5 Ricardo Leitão	22.567	15 Francesc Gutierrez	53.757	7 João Baptista	34.070	10	25 Max Llobet	1'50.198	1'50.276	8
11	7 João Baptista	22.685	25 Max Llobet	53.873	15 Francesc Gutierrez	34.143	11	7 João Baptista	1'50.848	1'51.068	11
12	2 Ricardo Gomes	22.985	7 João Baptista	54.093	2 Ricardo Gomes	34.478	12	2 Ricardo Gomes	1'50.950	1'51.424	12



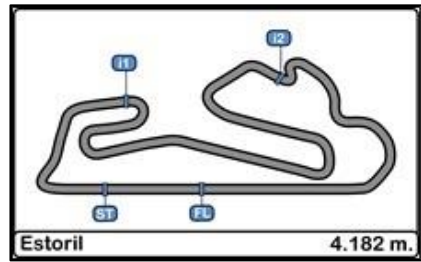
Autodromo do Estoril
C. N. de Velocidade Turismos + Troféu Ibérico
Qualifying - 2

Best Top Speeds

29/04/2017

Ord.	Nº	Entrant / Team	Lic.	Driver	RL	Nat	Lic.	Driver 2	RL	Nat	Lic.	Vehicle	Cat.	Cla.	Top 1		Top 2		Top 3		Top 4		Top 5		Avg.
															Km/h	Lap	Km/h	Lap	Km/h	Lap	Km/h	Lap	Km/h	Lap	
1	22	SPEEDY MOTORSPORT	17173	César Machado		Pt.	17013	Manuel Pedro Fernandes		Pt.	16948	SEAT LEON CUP RACER	TCR	1º	236.842	6	235.808	5	234.783	3	234.273	4	233.261	2	234.993
2	15	PCR SPORT	EC-16-CAT	José Monroy		Pt.	17209	Francesc Gutierrez		Esp	P-259-CAT	SEAT LEON TCR	TCR	2º	236.324	2	235.808	3	235.294	4	235.294	6	234.783	5	235.500
3	27	BAPORO	EC-223-CAT	Gustavo Moura		Pt.	IB-48-18	Faust Salom		Esp	12333	SEAT LEON CUP RACER	TCR	3º	236.324	7	235.294	6	234.783	5	233.261	3	232.258	2	234.384
4	8	S.C.BRAGA	17158	Patrick Cunha		Pt.	17120	Rafael Lobato		Pt.	17061	AUDI RS3 LMS	TCR	4º	235.808	3	235.294	4	235.294	6	234.783	2	139.535	5	216.143
5	26	VELOSO MOTORSPORT	16067	Francisco Mora		Pt.	17049					SEAT LEON TCR	TCR	5º	235.808	3	234.783	4	232.258	2					234.283
6	13	SPEEDY MOTORSPORT	17173	Nuno Batista		Pt.	16903	Edgar Florindo		Pt.	17166	SEAT LEON TCR	TCR	6º	235.294	4	233.766	5	232.759	7	232.258	3	176.183	2	222.052
7	2	VETTRA MOTORSPORT	12337	Manuel Gião		Pt.	12291	Ricardo Gomes		Pt.	15286	SEAT LEON CUP RACER	TCR	7º	233.261	3	233.261	7	229.787	6	228.814	8	227.848	5	230.594
8	9	BAPORO	EC-223-CAT	Amalia Vinyes		And						SEAT LEON CUP RACER	TCR	8º	233.261	2	233.261	5	231.760	6	230.769	3	209.709	7	227.752
9	11	TEAM NOVADRIVER	16573	Francisco Abreu		Pt.						GOLF GTI TCR	TCR	9º	233.261	4	232.759	5	231.760	3	231.263	2			232.261
10	25	RC2 JUNIOR TEAM	EC-283	Lluis Llobet	RL	Esp	PC1905	Max Llobet		Esp.	PC1906	SEAT LEON CUP RACER	TCR	10º	232.258	7	230.769	3	230.769	4	230.277	6	227.848	2	230.384
11	5	VELOSO MOTORSPORT	16067	Eduardo Leitão		Pt.	17054	Ricardo Leitão		Pt.	17053	SEAT LEON DSG TCR	TCR	11º	231.263	4	230.769	3	230.769	6	230.277	2	227.368	7	230.090
12	7	JOSÉ PEDRO FARIA	17050	José Pedro Faria		Pt.	17050	João Baptista		Pt.	17048	KIA CEE'D TCR	TCR	12º	229.299	4	229.299	5	228.330	6	227.848	3	225.470	2	228.049



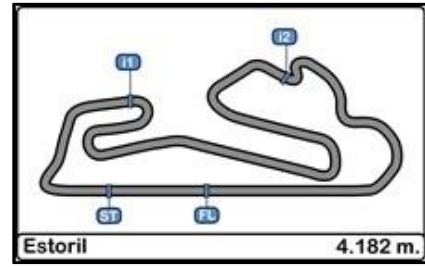


Autodromo do Estoril
C. N. de Velocidade Turismos + Troféu Ibérico
Qualifying - 2

Fastest Lap Sequence

29/04/2017

Time of Day	Session Time	Nº	Entrant / Team	Lic.	Driver	RL	Nat	Lic.	Driver_2	RL	Nat	Lic.	Vehicle	Cat.	Time	Km/h	Lap
10:44'11.149	3'46.105	9	BAPORO	EC-223-CAT	Amalia Vinyes		And						SEAT LEON CUP RACER	TCR	1'49.698	137.242	2
10:45'42.006	5'16.909	22	SPEEDY MOTORSPORT	17173	César Machado		Pt.	17013	Manuel Pedro Fernandes		Pt.	16948	SEAT LEON CUP RACER	TCR	1'49.492	137.500	2
10:45'55.062	5'29.944	26	VELOSO MOTORSPORT	16067	Francisco Mora		Pt.	17049					SEAT LEON TCR	TCR	1'48.123	139.241	2
10:47'42.707	7'17.658	26	VELOSO MOTORSPORT	16067	Francisco Mora		Pt.	17049					SEAT LEON TCR	TCR	1'47.714	139.770	3



Autodromo do Estoril
C. N. de Velocidade Turismos + Troféu Ibérico
Qualifying - 2

Weather Report

29/04/2017

Track Status DRY

