

Autodromo do Estoril
C. N. de Velocidade Turismos + Troféu Ibérico
RACE - 1

Results

29/04/2017

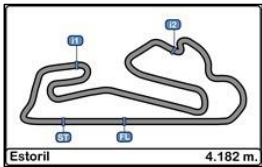
Clas.	Nº	Entrant / Team	Lic.	Driver	RL	Nat	Lic.	Driver 2	RL	Nat	Lic.	Vehicle	Cat.	Cla.	Laps	Total Time	Km/h.	Gap	Best	Time	Km/h.
1	8	S.C.BRAGA	17158	Patrick Cunha	Pt.	17120	Rafael Lobato	Pt.	17061			AUDI RS3 LMS	TCR	1º	17	31'36.497	134.954		3	1'49.661	137.289
2	11	TEAM NOVADRIVER	16573	Francisco Abreu	Pt.							GOLF GTI TCR	TCR	2º	17	31'42.995	134.493	6"498	3	1'49.366	137.659
3	26	VELOSO MOTORSPORT	16067	Francisco Mora	Pt.	17049						SEAT LEON TCR	TCR	3º	17	31'44.282	134.402	7"785	2	1'49.806	137.108
4	2	VETTRA MOTORSPORT	12337	Manuel Gião	Pt.	12291	Ricardo Gomes	Pt.	15286			SEAT LEON CUP RACER	TCR	4º	17	31'49.323	134.047	12"826	4	1'50.024	136.836
5	22	SPEEDY MOTORSPORT	17173	César Machado	Pt.	17013	Manuel Pedro Fernandes	Pt.	16948			SEAT LEON CUP RACER	TCR	5º	17	31'56.938	133.515	20"441	2	1'51.057	135.563
6	15	PCR SPORT	EC-16-CAT	José Monroy	Pt.	17209	Francesc Gutierrez	Esp	P-259-CAT			SEAT LEON TCR	TCR	6º	17	32'01.323	133.210	24"826	3	1'50.905	135.749
7	9	BAPORO	EC-223-CAT	Amalia Vinves	And							SEAT LEON CUP RACER	TCR	7º	17	32'01.924	133.168	25"427	2	1'50.747	135.943
8	13	SPEEDY MOTORSPORT	17173	Nuno Batista	Pt.	16903	Edgar Florindo	Pt.	17166			SEAT LEON TCR	TCR	8º	17	32'02.743	133.112	26"246	4	1'50.942	135.704
9	5	VELOSO MOTORSPORT	16067	Eduardo Leitão	Pt.	17054	Ricardo Leitão	Pt.	17053			SEAT LEON DSG TCR	TCR	9º	17	32'12.607	132.432	36"110	3	1'50.316	136.474
10	7	JOSÉ PEDRO FARIA	17050	José Pedro Faria	Pt.	17050	João Baptista	Pt.	17048			KIA CEE'D TCR	TCR	10º	17	32'18.548	132.026	42"051	4	1'50.929	135.720
11	27	BAPORO	EC-223-CAT	Gustavo Moura	Pt.	IB-48-18	Faust Salom	Esp	12333			SEAT LEON CUP RACER	TCR	11º	17	32'19.755	131.944	43"258	6	1'50.939	135.708
12	25	RC2 JUNIOR TEAM	EC-283	Luis Llobet	RL	Esp	PC1905	Max Llobet	Esp.	PC1906		SEAT LEON CUP RACER	TCR	12º	16	32'00.193	125.448	1 Lap.	10	1'57.862	127.736

Fastest lap Francisco Abreu 1'49.366 137.659 Km/h.

Published at:.....

Track Status **DRY**

<p>Stewards:</p>	<p>Race Director:</p>	<p>Timekeeper:</p> 
-------------------------	------------------------------	---



Autodromo do Estoril
C. N. de Velocidade Turismos + Troféu Ibérico
RACE - 1

LAP ANALYSIS

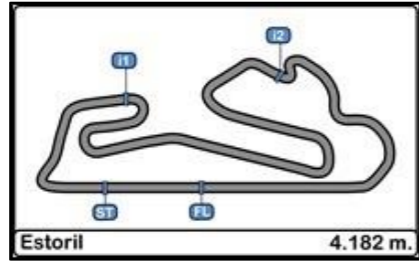
29/04/2017

Number	26			27		
	Lap Time	Partial	Speed	Lap Time	Partial	Speed
1ª - 1	0'31.887	0'31.887	155.620	0'50.462	0'50.462	
1ª - 2	1'26.157	0'54.270		1'45.295	0'54.833	Salom
1ª - 3	2'00.884	0'34.727		2'19.683	0'34.388	
2ª - 1	0'22.236	0'22.236	232.759	0'23.240	0'23.240	226.416
2ª - 2	1'15.647	0'53.411		1'17.132	0'53.892	Salom
2ª - 3	1'49.806	0'34.159		1'51.605	0'34.473	
3ª - 1	0'23.273	0'23.273	236.324	0'22.774	0'22.774	230.770
3ª - 2	1'16.745	0'53.472		1'17.091	0'54.317	Salom
3ª - 3	1'50.693	0'33.948		1'51.386	0'34.295	
4ª - 1	0'22.293	0'22.293	232.259	0'22.868	0'22.868	229.788
4ª - 2	1'15.914	0'53.621		1'16.635	0'53.767	Salom
4ª - 3	1'50.144	0'34.230		1'51.083	0'34.448	
5ª - 1	0'22.388	0'22.388	232.259	0'22.891	0'22.891	229.788
5ª - 2	1'15.680	0'53.292		1'16.686	0'53.795	Salom
5ª - 3	1'50.046	0'34.366		1'50.971	0'34.285	
6ª - 1	0'22.319	0'22.319	233.262	0'22.564	0'22.564	231.264
6ª - 2	1'16.021	0'53.702		1'16.286	0'53.722	Salom
6ª - 3	1'50.892	0'34.871		1'50.939	0'34.653	
7ª - 1	0'23.112	0'23.112	233.262	0'22.914	0'22.914	230.278
7ª - 2	1'16.878	0'53.766		1'17.196	0'54.282	Salom
7ª - 3	1'51.686	0'34.808		1'51.894	0'34.698	
8ª - 1	0'22.658	0'22.658	232.259	0'22.914	0'22.914	229.788
8ª - 2	1'16.595	0'53.937		1'16.959	0'54.045	Salom
8ª - 3	1'51.186	0'34.591		1'52.654	0'35.695	
9ª - 1	0'22.543	0'22.543	231.760	0'22.732	0'22.732	230.770
9ª - 2	1'16.383	0'53.840		1'16.834	0'54.102	Salom
9ª - 3	1'51.077	0'34.694		1'51.498	0'34.664	
10ª - 1	0'22.576	0'22.576	232.759	0'22.618	0'22.618	230.278
10ª - 2	1'16.589	0'54.013		1'17.251	0'54.633	Salom
10ª - 3	1'51.358	0'34.769		1'52.158	0'34.907	
11ª - 1	0'22.559	0'22.559	230.770	0'22.757	0'22.757	231.760
11ª - 2	1'16.742	0'54.183		1'17.443	0'54.686	Salom
11ª - 3	1'51.541	0'34.799		1'52.500	0'35.057	
12ª - 1	0'22.525	0'22.525	231.760	0'22.782	0'22.782	232.259
12ª - 2	1'16.751	0'54.226		1'17.675	0'54.893	Salom
12ª - 3	1'51.443	0'34.692		1'53.022	0'35.347	
13ª - 1	0'22.628	0'22.628	233.767	0'22.939	0'22.939	231.264
13ª - 2	1'17.045	0'54.417		1'17.933	0'54.994	Salom
13ª - 3	1'51.860	0'34.815		1'53.471	0'35.538	
14ª - 1	0'22.729	0'22.729	232.759	0'22.871	0'22.871	230.770
14ª - 2	1'17.700	0'54.971		1'18.272	0'55.401	Salom
14ª - 3	1'52.605	0'34.905		1'53.861	0'35.589	
15ª - 1	0'22.706	0'22.706	233.262	0'22.854	0'22.854	230.770
15ª - 2	1'17.426	0'54.720		1'18.313	0'55.459	Salom
15ª - 3	1'52.472	0'35.046		1'53.896	0'35.583	
16ª - 1	0'22.872	0'22.872	229.788	0'22.839	0'22.839	231.760
16ª - 2	1'17.867	0'54.995		1'18.299	0'55.460	Salom
16ª - 3	1'53.267	0'35.400		1'53.904	0'35.605	
17ª - 1	0'22.856	0'22.856	231.760	0'23.118	0'23.118	233.262
17ª - 2	1'17.905	0'55.049		1'18.990	0'55.872	Salom
17ª - 3	1'53.322	0'35.417		1'55.230	0'36.240	

Ideal Lap	
0'22.236	0'22.236
1'15.528	0'53.292
1'49.476	0'33.948

Ideal Lap	
0'22.564	0'22.564
1'16.286	0'53.722
1'50.571	0'34.285

Ideal Best Lap	
0'22.232	0'22.232
1'15.137	0'52.905
1'48.942	0'33.805

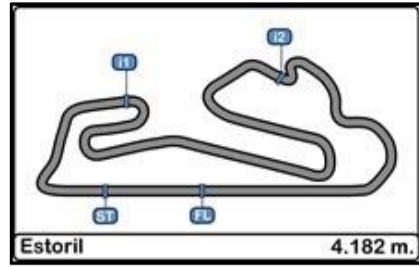


Autodromo do Estoril
C. N. de Velocidade Turismos + Troféu Ibérico
RACE - 1

Best Sectors Results

29/04/2017

Sector - 1			Sector - 2			Sector - 3			Ideal Lap vs Best Lap			
Ord.	Nº Driver	Time	Nº Driver	Time	Nº Driver	Time	Ord.	Nº Driver	Ideal Lap	Best Lap	Ord.	
1	5 Leitão - Leitão	22.232	11 Francisco Abreu	52.905	11 Francisco Abreu	33.805	1	11 Francisco Abreu	1'48.973	1'49.366	1	
2	26 Francisco Mora	22.236	8 Cunha - Lobato	53.042	8 Cunha - Lobato	33.863	2	8 Cunha - Lobato	1'49.347	1'49.661	2	
3	11 Francisco Abreu	22.263	26 Francisco Mora	53.292	26 Francisco Mora	33.948	3	26 Francisco Mora	1'49.476	1'49.806	3	
4	2 Gião - Gomes	22.355	2 Gião - Gomes	53.369	2 Gião - Gomes	34.016	4	2 Gião - Gomes	1'49.740	1'50.024	4	
5	9 Amalia Vinyes	22.406	5 Leitão - Leitão	53.686	9 Amalia Vinyes	34.190	5	5 Leitão - Leitão	1'50.175	1'50.316	5	
6	22 Machado - Fernandes	22.422	9 Amalia Vinyes	53.686	13 Batista - Florindo	34.207	6	9 Amalia Vinyes	1'50.282	1'50.747	6	
7	8 Cunha - Lobato	22.442	27 Moura - Salom	53.722	15 Monroy - Gutierrez	34.251	7	22 Machado - Fernandes	1'50.542	1'51.057	11	
8	15 Monroy - Gutierrez	22.542	22 Machado - Fernandes	53.763	5 Leitão - Leitão	34.257	8	15 Monroy - Gutierrez	1'50.564	1'50.905	7	
9	27 Moura - Salom	22.564	15 Monroy - Gutierrez	53.771	27 Moura - Salom	34.285	9	27 Moura - Salom	1'50.571	1'50.939	9	
10	7 Faria - Baptista	22.706	7 Faria - Baptista	53.784	22 Machado - Fernandes	34.357	10	13 Batista - Florindo	1'50.792	1'50.942	10	
11	13 Batista - Florindo	22.721	13 Batista - Florindo	53.864	7 Faria - Baptista	34.439	11	7 Faria - Baptista	1'50.929	1'50.929	8	
12	25 Llobet - Llobet	24.010	25 Llobet - Llobet	57.144	25 Llobet - Llobet	36.253	12	25 Llobet - Llobet	1'57.407	1'57.862	12	



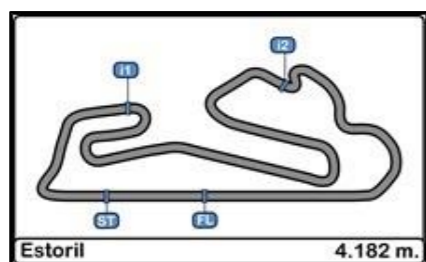
Autodromo do Estoril
C. N. de Velocidade Turismos + Troféu Ibérico
RACE - 1

Best Top Speeds

29/04/2017

Ord.	Nº	Entrant / Team	Lic.	Driver	RL	Nat	Lic.	Driver 2	RL	Nat	Lic.	Vehicle	Cat.	Cla.	Top 1		Top 2		Top 3		Top 4		Top 5		Avg.	
															Km/h	Lap	Km/h	Lap	Km/h	Lap	Km/h	Lap	Km/h	Lap		Km/h
1	26	VELOSO MOTORSPORT	16067	Francisco Mora	Pt.		17049					SEAT LEON TCR	TCR	1º	236.324	3	233.766	13	233.261	6	233.261	7	233.261	15	233.975	
2	7	JOSÉ PEDRO FARIA	17050	José Pedro Faria	Pt.		17050	João Baptista		Pt.		17048	KIA CEE'D TCR	TCR	2º	234.783	6	234.273	9	233.261	8	232.258	4	232.258	5	233.367
3	11	TEAM NOVADRIVER	16573	Francisco Abreu	Pt.							GOLF GTI TCR	TCR	3º	234.783	3	233.261	7	232.759	6	232.759	4	231.263	5	232.965	
4	15	PCR SPORT	EC-16-CAT	José Monroy	Pt.		17209	Francesc Gutierrez		Esp		P-259-CAT	SEAT LEON TCR	TCR	4º	234.783	6	234.273	11	233.766	9	233.766	12	233.766	14	234.071
5	22	SPEEDY MOTORSPORT	17173	César Machado	Pt.		17013	Manuel Pedro Fernandes		Pt.		16948	SEAT LEON CUP RACER	TCR	5º	234.783	3	234.783	4	233.766	8	233.766	9	233.261	13	234.072
6	2	VETTRA MOTORSPORT	12337	Manuel Gião	Pt.		12291	Ricardo Gomes		Pt.		15286	SEAT LEON CUP RACER	TCR	6º	234.273	13	233.766	11	233.766	14	233.261	16	233.261	6	233.666
7	13	SPEEDY MOTORSPORT	17173	Nuno Batista	Pt.		16903	Edgar Florindo		Pt.		17166	SEAT LEON TCR	TCR	7º	233.766	4	232.759	9	232.759	16	231.760	14	230.769	17	232.362
8	27	BAPORO	EC-223-CAT	Gustavo Moura	Pt.		IB-48-18	Faust Salom		Esp		12333	SEAT LEON CUP RACER	TCR	8º	233.261	17	232.258	12	231.760	11	231.760	16	231.263	6	232.060
9	8	S.C.BRAGA	17158	Patrick Cunha	Pt.		17120	Rafael Lobato		Pt.		17061	AUDI RS3 LMS	TCR	9º	232.759	14	232.258	13	232.258	12	231.760	7	231.263	9	232.060
10	9	BAPORO	EC-223-CAT	Amalia Vinyes	And								SEAT LEON CUP RACER	TCR	10º	232.759	6	232.759	8	232.759	4	232.258	7	231.760	12	232.459
11	5	VELOSO MOTORSPORT	16067	Eduardo Leitão	Pt.		17054	Ricardo Leitão		Pt.		17053	SEAT LEON DSG TCR	TCR	11º	232.258	9	231.263	8	230.769	2	230.277	6	228.814	11	230.676
12	25	RC2 JUNIOR TEAM	EC-283	Lluis Llobet	RL	Esp	PC1905	Max Llobet		Esp.		PC1906	SEAT LEON CUP RACER	TCR	12º	223.140	3	221.766	9	221.766	10	219.512	11	219.067	8	221.050



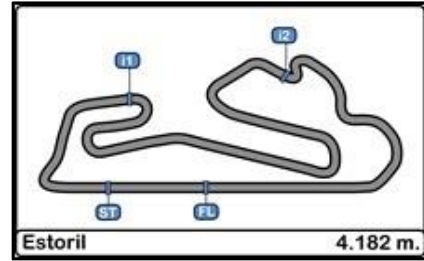


Autodromo do Estoril
C. N. de Velocidade Turismos + Troféu Ibérico
RACE - 1

Fastest Lap Sequence

29/04/2017

Time of Day	Session Time	Nº	Entrant / Team	Lic.	Driver	RL	Nat	Lic.	Driver 2	RL	Nat	Lic.	Vehicle	Cat.	Time	Km/h	Lap
17:43'34.133	1'57.549	2	VETTRA MOTORSPORT	12337	Manuel Gião	Pt.		12291	Ricardo Gomes	Pt.		15286	SEAT LEON CUP RACER	TCR	1'57.549	128.076	1
17:45'25.091	3'48.494	8	S.C.BRAGA	17158	Patrick Cunha	Pt.		17120	Rafael Lobato	Pt.		17061	AUDI RS3 LMS	TCR	1'50.722	135.973	2
17:45'27.292	3'50.483	11	TEAM NOVADRIVER	16573	Francisco Abreu	Pt.							GOLF GTI TCR	TCR	1'49.995	136.872	2
17:45'27.487	3'50.690	26	VELOSO MOTORSPORT	16067	Francisco Mora	Pt.		17049					SEAT LEON TCR	TCR	1'49.806	137.107	2
17:47'14.857	5'38.155	8	S.C.BRAGA	17158	Patrick Cunha	Pt.		17120	Rafael Lobato	Pt.		17061	AUDI RS3 LMS	TCR	1'49.661	137.289	3
17:47'16.538	5'39.849	11	TEAM NOVADRIVER	16573	Francisco Abreu	Pt.							GOLF GTI TCR	TCR	1'49.366	137.659	3

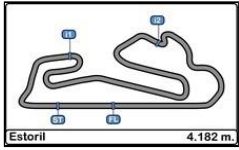


Autodromo do Estoril C. N. de Velocidade Turismos + Troféu Ibérico

Event Maximum Speed

29/04/2017

Ord.	Nº	Entrant / Team	Lic.	Driver	RL	Nat	Lic.	Driver_2	RL	Nat	Lic.	Vehicle	Cat.	Cla.	Km/h	Lap	Session
1	8	S.C.BRAGA	17158	Patrick Cunha		Pt.	17120	Rafael Lobato		Pt.	17061	AUDI RS3 LMS	TCR	1º	238.938	5	Free Practice 2
2	2	VETTRA MOTORSPORT	12337	Manuel Gião		Pt.	12291	Ricardo Gomes		Pt.	15286	SEAT LEON CUP RACER	TCR	2º	236.843	6	Qualifying - 1
3	7	JOSÉ PEDRO FARIA	17050	José Pedro Faria		Pt.	17050	João Baptista		Pt.	17048	KIA CEE'D TCR	TCR	3º	236.843	12	Free Practice 1
4	13	SPEEDY MOTORSPORT	17173	Nuno Batista		Pt.	16903	Edgar Florindo		Pt.	17166	SEAT LEON TCR	TCR	4º	236.843	5	Free Practice 2
5	22	SPEEDY MOTORSPORT	17173	César Machado		Pt.	17013	Manuel Pedro Fernandes		Pt.	16948	SEAT LEON CUP RACER	TCR	5º	236.843	6	Qualifying - 2
6	15	PCR SPORT	EC-16-CAT	José Monroy		Pt.	17209	Francesc Gutierrez		Esp	P-259-CAT	SEAT LEON TCR	TCR	6º	236.324	2	Qualifying - 2
7	26	VELOSO MOTORSPORT	16067	Francisco Mora		Pt.	17049					SEAT LEON TCR	TCR	7º	236.324	3	RACE - 1
8	27	BAPORO	EC-223-CAT	Gustavo Moura		Pt.	IB-48-18	Faust Salom		Esp	12333	SEAT LEON CUP RACER	TCR	8º	236.324	7	Qualifying - 2
9	11	TEAM NOVADRIVER	16573	Francisco Abreu		Pt.						GOLF GTI TCR	TCR	9º	234.783	3	RACE - 1
10	5	VELOSO MOTORSPORT	16067	Eduardo Leitão		Pt.	17054	Ricardo Leitão		Pt.	17053	SEAT LEON DSG TCR	TCR	10º	234.274	5	Free Practice 1
11	9	BAPORO	EC-223-CAT	Amalia Vinyes		And						SEAT LEON CUP RACER	TCR	11º	233.767	10	Free Practice 2
12	25	RC2 JUNIOR TEAM	EC-283	Lluís Llobet	RL	Esp	PC1905	Max Llobet		Esp.	PC1906	SEAT LEON CUP RACER	TCR	12º	233.767	5	Free Practice 2

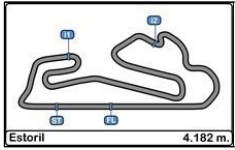


Autodromo do Estoril
C. N. de Velocidade Turismos + Troféu Ibérico
RACE - 1

LAP CHART

29/04/2017

Order	Start	GAP / LT	1 ^a	GAP / LT	2 ^a	GAP / LT	3 ^a	GAP / LT	4 ^a	GAP / LT	5 ^a	GAP / LT	6 ^a	GAP / LT	7 ^a	GAP / LT	8 ^a	GAP / LT	9 ^a	GAP / LT	10 ^a	GAP / LT	11 ^a	GAP / LT	12 ^a	GAP / LT	13 ^a	GAP / LT	14 ^a	GAP / LT	15 ^a	GAP / LT	16 ^a	GAP / LT
1 ^o	11	1'48.288	2	1'57.549	8	1'50.722	8	1'49.661	8	1'49.94	8	1'50.236	8	1'50.495	8	1'50.522	8	1'50.753	8	1'51.162	8	1'51.277	8	1'51.414	8	1'51.539	8	1'51.717	8	1'51.903	8	1'52.346	8	1'52.278
2 ^o	8	0'052 1'48.340	8	0.223 1'57.772	2	0.340 1'51.285	2	1.156 1'50.477	2	1.240 1'50.024	2	2.122 1'51.118	2	2.966 1'51.339	11	3.527 1'50.875	11	3.263 1'50.489	11	2.809 1'50.708	11	2.767 1'51.235	11	2.783 1'51.43	11	3.671 1'52.427	11	4.127 1'52.173	11	4.885 1'52.661	11	5.253 1'52.714	11	6.636 1'53.661
3 ^o	26	0'325 1'48.613	22	1.694 1'59.243	22	1.806 1'51.057	11	1.694 1'49.366	11	1.439 1'49.685	11	2.580 1'51.377	11	3.174 1'51.089	26	4.803 1'51.686	26	5.236 1'51.186	26	5.151 1'51.077	26	5.232 1'51.358	26	5.359 1'51.541	26	5.263 1'51.443	26	5.406 1'51.86	26	6.108 1'52.605	26	6.234 1'52.472	26	7.223 1'53.267
4 ^o	27	0'360 1'48.648	11	2.939 2'00.488	11	1.989 1'49.995	26	3.228 1'50.693	26	3.432 1'50.144	26	3.242 1'50.046	26	3.639 1'50.892	2	5.649 1'53.205	2	6.553 1'51.657	2	6.815 1'51.424	2	7.173 1'51.635	2	7.830 1'52.071	2	8.409 1'52.118	2	9.029 1'52.337	2	10.009 1'52.883	2	10.718 1'53.055	2	12.001 1'53.561
5 ^o	2	0'433 1'48.721	26	3.335 2'00.884	26	2.196 1'49.806	22	4.421 1'52.276	22	6.337 1'51.856	22	7.405 1'51.304	22	8.302 1'51.392	22	9.605 1'51.825	22	10.392 1'51.54	22	11.461 1'52.231	22	12.236 1'52.052	22	13.857 1'53.035	22	14.554 1'52.236	22	15.741 1'52.904	22	16.913 1'53.075	22	17.995 1'53.428	22	19.002 1'53.285
6 ^o	9	0'724 1'49.012	9	4.078 2'01.627	9	3.880 1'50.747	9	5.140 1'50.921	9	6.912 1'51.712	9	7.941 1'51.265	9	8.928 1'51.482	9	10.243 1'51.837	9	11.588 1'52.098	9	12.592 1'52.166	9	13.538 1'52.223	9	14.896 1'52.772	9	16.069 1'52.712	9	17.750 1'53.398	9	19.503 1'53.656	9	20.850 1'53.693	9	22.499 1'53.927
7 ^o	5	0'924 1'49.212	15	4.637 2'02.186	5	5.622 1'51.69	5	6.277 1'50.316	5	7.561 1'51.224	5	9.041 1'51.716	5	10.927 1'52.381	15	12.929 1'52.073	15	14.704 1'52.528	15	15.823 1'52.281	15	16.349 1'51.803	15	17.644 1'52.709	15	18.875 1'52.77	15	19.775 1'52.617	15	21.361 1'53.489	15	22.327 1'53.312	15	22.970 1'52.921
8 ^o	13	1'133 1'49.421	5	4.877 2'02.426	15	6.265 1'52.573	15	7.509 1'50.905	15	8.970 1'51.401	15	9.918 1'51.184	15	11.378 1'51.955	5	13.880 1'53.475	13	16.141 1'52.657	13	16.815 1'51.836	13	17.775 1'52.237	13	18.735 1'52.374	13	20.153 1'52.957	13	21.460 1'53.024	13	22.824 1'53.267	13	23.392 1'52.914	13	24.973 1'53.859
9 ^o	22	1'378 1'49.666	13	5.959 2'03.508	13	7.421 1'52.407	13	9.011 1'51.251	13	10.013 1'50.942	13	11.540 1'51.763	13	13.108 1'52.063	13	14.237 1'51.651	5	17.226 1'54.099	5	19.127 1'53.063	5	21.006 1'53.156	5	22.526 1'52.934	5	24.193 1'53.206	5	25.830 1'53.354	5	30.243 1'56.316	5	31.745 1'53.848	5	34.006 1'54.539
10 ^o	15	1'931 1'50.219	7	6.503 2'04.052	7	8.408 1'52.85	7	10.209 1'51.462	7	11.198 1'50.929	7	12.356 1'51.394	7	14.152 1'52.291	7	15.538 1'51.908	7	17.436 1'52.651	7	20.366 1'54.092	7	22.980 1'53.891	7	24.980 1'53.109	7	26.965 1'53.829	7	30.369 1'55.121	7	32.619 1'54.153	7	35.312 1'55.039	7	38.535 1'55.501
11 ^o	25	8'993 1'57.281	25	11.327 2'08.876	25	20.180 1'59.798	27	24.519 1'51.386	27	25.662 1'51.083	27	26.397 1'50.971	27	26.841 1'50.939	27	28.213 1'51.894	27	30.114 1'52.654	27	30.450 1'51.498	27	31.331 1'52.158	27	32.417 1'52.55	27	33.900 1'53.022	27	35.654 1'53.471	27	37.612 1'53.861	27	39.162 1'53.896	27	40.788 1'53.904
12 ^o	7	46'999 2'35.287	27	22.134 2'19.683	27	22.794 1'51.605	25	30.962 2'00.443	25	41.316 2'00.294	25	50.800 1'59.72	25	58.711 1'58.406	25	1'06.431 1'58.242	25	1'14.422 1'58.744	25	1'21.372 1'58.112	25	1'27.957 1'57.662	25	1'34.486 1'57.943	25	1'42.125 1'59.178	25	1'49.095 1'58.687	25	1 via. 2'03.504	25	1 via. 2'00.336	25	1 via. 2'00.046

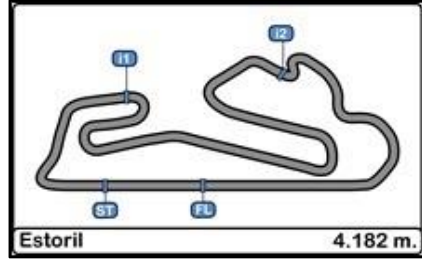


Autodromo do Estoril
C. N. de Velocidade Turismos + Troféu Ibérico
RACE - 1

LAP CHART

29/04/2017

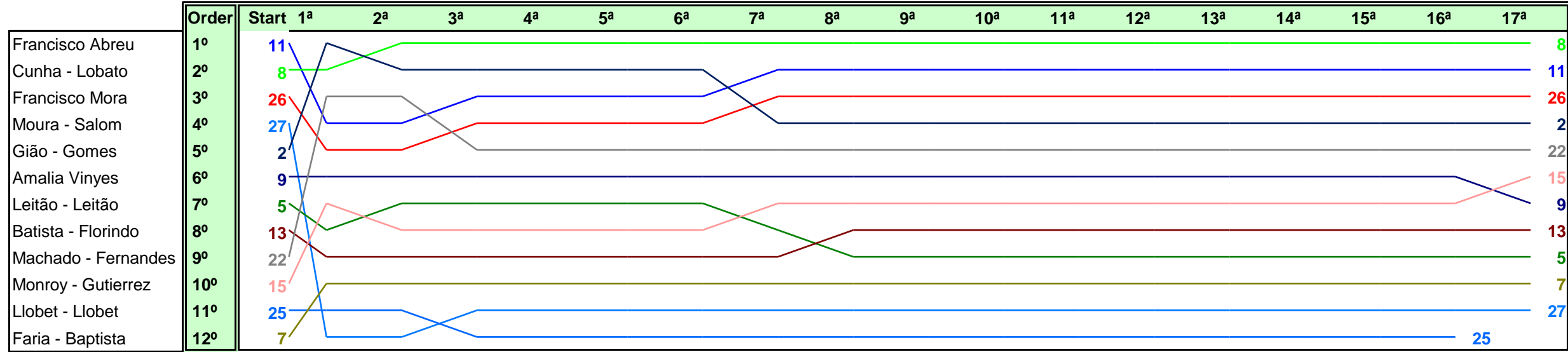
Order	17ª	GAP / LT
1º	8	1'52.76
2º	11	6.498 1'52.622
3º	26	7.785 1'53.322
4º	2	12.826 1'53.585
5º	22	20.441 1'54.199
6º	15	24.826 1'54.616
7º	9	25.427 1'55.688
8º	13	26.246 1'54.033
9º	5	36.110 1'54.864
10º	7	42.051 1'56.276
11º	27	43.258 1'55.23
12º		

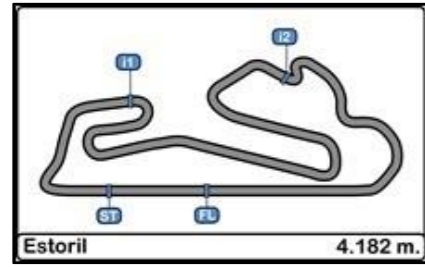


Autodromo do Estoril
C. N. de Velocidade Turismos + Troféu Ibérico
RACE - 1

Graphic Lap Chart

29/04/2017





Autodromo do Estoril
C. N. de Velocidade Turismos + Troféu Ibérico
RACE - 1

Weather Report

29/04/2017

Track Status DRY

