

Circuit de Spa
Euroformula Open
Free Practice 3

Results

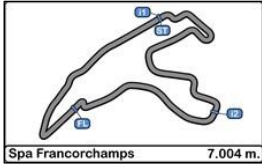
26/05/2017

Ord.	Nº Entrant	Nat.	Driver	Nat.	Cat.	Cla.	Chassis	Team	Laps	Best	Time	Gap	Interval	Km/h
1	16 Drivex School	ESP	Nikita Troitskiy	RUS	R	1º	Dallara F312	Drivex School	10	9	2'15.501			186.083
2	18 Fortec Motorsports	GBR	Jannes Fittje	DEU	R	2º	Dallara F312	Fortec Motorsports	11	5	2'16.021	0"520	0"520	185.371
3	10 RP Motorsport	ITA	Harrison Scott	GBR			Dallara F312	RP Motorsport	12	11	2'16.041	0"540	0"020	185.344
4	34 Campos Racing	ESP	Matheus Iorio	BRA			Dallara F312	Campos Racing	12	5	2'16.067	0"566	0"026	185.309
5	2 Campos Racing	ESP	Thiago Vivacqua	BRA			Dallara F312	Campos Racing	11	10	2'16.141	0"640	0"074	185.208
6	1 Campos Racing	ESP	Petru Florescu	ROU	R	3º	Dallara F312	Campos Racing	11	9	2'16.291	0"790	0"150	185.004
7	3 Campos Racing	ESP	Simo Laaksonen	FIN	R	4º	Dallara F312	Campos Racing	11	10	2'16.321	0"820	0"030	184.963
8	11 RP Motorsport	ITA	Alex Karkosik	POL	R	5º	Dallara F312	RP Motorsport	12	11	2'16.327	0"826	0"006	184.955
9	17 Carlin Motorsport	GBR	Devlin De Francesco	CAN	R	6º	Dallara F312	Carlin Motorsport	13	7	2'16.380	0"879	0"053	184.883
10	8 RP Motorsport	ITA	Lodovico Laurini	ITA	R	7º	Dallara F312	RP Motorsport	11	10	2'16.636	1"135	0"256	184.537
11	24 Carlin Motorsport	GBR	Ameya Vaidyanathan	IND			Dallara F312	Carlin Motorsport	11	4	2'16.778	1"277	0"142	184.345
12	43 RACE	ESP	Pedro Cardoso	BRA			Dallara F312	Teo Martin Motorsport	10	9	2'16.802	1"301	0"024	184.313
13	14 Carlin Motorsport	GBR	Tarun Reddy	IND	R	8º	Dallara F312	Carlin Motorsport	12	6	2'16.810	1"309	0"008	184.302
14	22 BVM Racing	ITA	Daniil Pronenko	RUS			Dallara F312	BVM Racing	12	11	2'17.492	1"991	0"682	183.388
15	42 RACE	ESP	Eliseo Martinez Meroño	ESP	R	9º	Dallara F312	Teo Martin Motorsport	10	8	2'17.681	2"180	0"189	183.136
16	12 Drivex School	ESP	Christian Hahn	BRA			Dallara F312	Drivex School	10	8	2'18.224	2"723	0"543	182.417
17	21 Fortec Motorsports	GBR	Alexey Chuklin	UKR			Dallara F312	Fortec Motorsports	14	8	2'19.212	3"711	0"988	181.122

Published at:.....

Track Status **DRY**

Stewards:	Race Director:	Timekeeper: 
------------------	-----------------------	---



Circuit de Spa
Euroformula Open
Free Practice 3

LAP ANALYSIS

26/05/2017

Number	11			12			14			16			17		
Lap	Lap Time	Partial	Speed	Lap Time	Partial	Speed	Lap Time	Partial	Speed	Lap Time	Partial	Speed	Lap Time	Partial	Speed
1 ^a - 1	1'18.971	1'18.971	212.728	2'42.393	2'42.393	198.306	1'17.510	1'17.510	232.836	1'06.041	1'06.041	234.000	1'09.075	1'09.075	213.699
1 ^a - 2	2'25.593	1'06.622		3'45.566	1'03.173		2'18.324	1'00.814		2'07.748	1'01.707		2'10.438	1'01.363	
1 ^a - 3	3'03.938	0'38.345		4'22.811	0'37.245		2'54.670	0'36.346		2'44.437	0'36.689		2'55.112	0'44.674	PIT
2 ^a - 1	0'42.681	0'42.681	208.929	0'41.972	0'41.972	229.412	0'40.949	0'40.949	237.564	0'41.439	0'41.439	234.000	1'20.631	1'20.631	237.564
2 ^a - 2	1'47.164	1'04.483		1'42.732	1'00.760		1'40.956	1'00.007		1'42.224	1'00.785		2'20.780	1'00.149	
2 ^a - 3	2'25.470	0'38.306		2'19.398	0'36.666		2'17.404	0'36.448		2'18.447	0'36.223		2'56.984	0'36.204	
3 ^a - 1	0'41.810	0'41.810	232.836	0'41.702	0'41.702	231.684	0'41.219	0'41.219	234.000	0'41.303	0'41.303	234.001	0'41.128	0'41.128	235.176
3 ^a - 2	1'43.991	1'02.181		1'42.030	1'00.328		1'41.220	1'00.001		1'41.490	1'00.187		1'41.021	0'59.893	
3 ^a - 3	2'20.885	0'36.894		2'18.757	0'36.727		2'17.244	0'36.024		2'17.995	0'36.505		2'17.234	0'36.213	
4 ^a - 1	0'43.535	0'43.535	238.776	0'41.754	0'41.754	230.542	0'40.789	0'40.789	241.238	0'41.340	0'41.340	231.684	0'40.947	0'40.947	237.564
4 ^a - 2	1'44.509	1'00.974		1'42.195	1'00.441		1'41.273	1'00.484		1'42.600	1'01.260		1'40.963	1'00.016	
4 ^a - 3	2'28.128	0'43.619	PIT	2'18.929	0'36.734		2'17.676	0'36.403		2'25.842	0'43.242	PIT	2'17.019	0'36.056	
5 ^a - 1	2'47.255	2'47.255	230.542	0'41.754	0'41.754	232.836	0'40.861	0'40.861	240.001	7'26.916	7'26.916	138.054	0'40.833	0'40.833	242.487
5 ^a - 2	3'55.974	1'08.719		1'42.004	1'00.250		1'40.773	0'59.912		8'47.817	1'20.901		1'40.700	0'59.867	
5 ^a - 3	4'32.922	0'36.948		2'18.908	0'36.904		2'16.810	0'36.037		9'30.630	0'42.813		2'16.636	0'35.936	
6 ^a - 1	0'41.463	0'41.463	236.364	0'41.654	0'41.654	232.836	0'42.178	0'42.178	231.684	0'41.469	0'41.469	235.177	0'40.588	0'40.588	242.487
6 ^a - 2	1'42.214	1'00.751		1'44.721	1'03.067		1'45.242	1'03.064		1'40.647	0'59.178		1'40.568	0'59.980	
6 ^a - 3	2'19.096	0'36.882		2'21.781	0'37.060		2'28.313	0'43.071	PIT	2'16.846	0'36.199		2'16.380	0'35.812	
7 ^a - 1	0'40.893	0'40.893	243.750	0'41.334	0'41.334	238.776	3'51.844	3'51.844	229.412	0'41.100	0'41.100	237.564	0'40.836	0'40.836	237.564
7 ^a - 2	1'40.447	0'59.554		1'41.832	1'00.498		4'59.048	1'07.204		1'40.542	0'59.442		1'40.812	0'59.976	
7 ^a - 3	2'16.804	0'36.357		2'18.224	0'36.392		5'45.484	0'46.436		2'16.480	0'35.938		2'16.760	0'35.948	
8 ^a - 1	0'40.426	0'40.426	245.027	0'41.189	0'41.189	242.487	0'41.362	0'41.362	234.000	0'40.999	0'40.999	240.000	0'40.429	0'40.429	240.000
8 ^a - 2	1'41.541	1'01.115		1'41.887	1'00.698		1'45.566	1'04.204		1'39.559	0'58.560		1'40.449	1'00.020	
8 ^a - 3	2'18.030	0'36.489		2'18.430	0'36.543		2'24.718	0'39.152		2'15.501	0'35.942		2'16.595	0'36.146	
9 ^a - 1	0'40.516	0'40.516	241.238	0'41.328	0'41.328	237.564	0'40.709	0'40.709	241.238	0'40.742	0'40.742	240.000	0'40.845	0'40.845	242.488
9 ^a - 2	1'42.546	1'02.030		1'44.244	1'02.916		1'49.047	1'08.338		1'40.985	1'00.243		1'40.797	0'59.952	
9 ^a - 3	2'19.051	0'36.505		2'36.545	0'52.301	PIT	2'26.868	0'37.821		2'29.774	0'48.789	PIT	2'16.892	0'36.095	
10 ^a - 1	0'40.862	0'40.862	243.751				0'40.670	0'40.670	246.316				0'40.612	0'40.612	242.487
10 ^a - 2	1'40.489	0'59.627					1'41.057	1'00.387					1'40.995	1'00.383	
10 ^a - 3	2'16.327	0'35.838					2'17.389	0'36.332					2'17.614	0'36.619	
11 ^a - 1	0'41.740	0'41.740	231.684				0'40.758	0'40.758	241.238				0'40.983	0'40.983	237.564
11 ^a - 2	1'53.606	1'11.866					1'41.008	1'00.250					1'40.826	0'59.843	
11 ^a - 3	2'48.381	0'54.775	PIT				2'28.226	0'47.218	PIT				2'16.950	0'36.124	
12 ^a - 1													0'40.965	0'40.965	238.776
12 ^a - 2													1'43.436	1'02.471	
12 ^a - 3													2'26.830	0'43.394	PIT
13 ^a - 1															
13 ^a - 2															
13 ^a - 3															

Ideal Lap	
0'40.426	0'40.426
1'39.980	0'59.554
2'15.818	0'35.838

Ideal Lap	
0'41.189	0'41.189
1'41.439	1'00.250
2'17.831	0'36.392

Ideal Lap	
0'40.670	0'40.670
1'40.582	0'59.912
2'16.606	0'36.024

Ideal Lap	
0'40.742	0'40.742
1'39.302	0'58.560
2'15.240	0'35.938

Ideal Lap	
0'40.429	0'40.429
1'40.272	0'59.843
2'16.084	0'35.812

Ideal Best Lap	
0'40.369	0'40.369
1'38.929	0'58.560
2'14.718	0'35.789



Circuit de Spa
Euroformula Open
Free Practice 3

LAP ANALYSIS

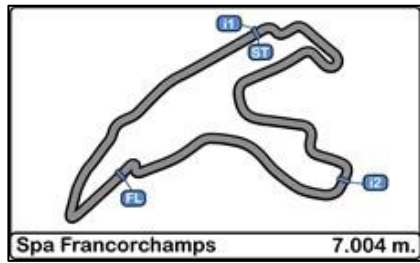
26/05/2017

Number	42			43		
	Lap Time	Partial	Speed	Lap Time	Partial	Speed
1ª - 1	1'24.040	1'24.040	220.755	0'42.777	0'42.777	228.293
1ª - 2	2'28.567	1'04.527		1'47.103	1'04.326	
1ª - 3	3'08.224	0'39.657		2'24.723	0'37.620	
2ª - 1	0'48.385	0'48.385	207.080	0'42.385	0'42.385	184.981
2ª - 2	1'51.003	1'02.618		1'49.240	1'06.855	
2ª - 3	2'27.971	0'36.968		2'34.760	0'45.520	PIT
3ª - 1	0'41.749	0'41.749	229.412	1'10.496	1'10.496	229.412
3ª - 2	1'42.234	1'00.485		2'11.831	1'01.335	
3ª - 3	2'19.102	0'36.868		2'55.351	0'43.520	PIT
4ª - 1	0'42.082	0'42.082	234.000	1'08.284	1'08.284	227.185
4ª - 2	1'42.988	1'00.906		2'09.319	1'01.035	
4ª - 3	2'29.666	0'46.678	PIT	2'58.707	0'49.388	PIT
5ª - 1	7'57.029	7'57.029	199.150	7'27.824	7'27.824	191.021
5ª - 2	9'02.095	1'05.066		8'40.213	1'12.389	
5ª - 3	9'46.322	0'44.227		9'26.654	0'46.441	
6ª - 1	0'42.165	0'42.165	231.684	0'41.940	0'41.940	229.412
6ª - 2	1'42.623	1'00.458		1'42.109	1'00.169	
6ª - 3	2'19.101	0'36.478		2'19.185	0'37.076	
7ª - 1	0'41.290	0'41.290	243.750	0'42.883	0'42.883	167.143
7ª - 2	1'41.546	1'00.256		1'44.326	1'01.443	
7ª - 3	2'17.681	0'36.135		2'20.523	0'36.197	
8ª - 1	0'42.189	0'42.189	223.924	0'40.649	0'40.649	237.564
8ª - 2	1'43.336	1'01.147		1'40.800	1'00.151	
8ª - 3	2'19.535	0'36.199		2'16.802	0'36.002	
9ª - 1	0'41.688	0'41.688	234.000	0'41.674	0'41.674	231.684
9ª - 2	1'42.024	1'00.336		1'42.814	1'01.140	
9ª - 3	2'29.217	0'47.193	PIT	2'26.002	0'43.188	PIT
10ª - 1						
10ª - 2						
10ª - 3						
11ª - 1						
11ª - 2						
11ª - 3						
12ª - 1						
12ª - 2						
12ª - 3						
13ª - 1						
13ª - 2						
13ª - 3						

Ideal Lap	
0'41.290	0'41.290
1'41.546	1'00.256
2'17.681	0'36.135

Ideal Lap	
0'40.649	0'40.649
1'40.800	1'00.151
2'16.802	0'36.002

Ideal Best Lap	
0'40.369	0'40.369
1'38.929	0'58.560
2'14.718	0'35.789

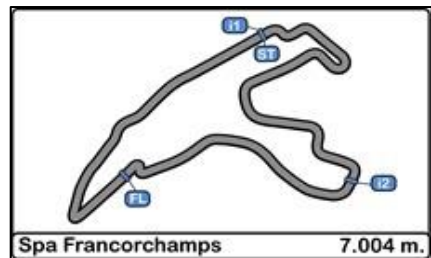


Circuit de Spa
Euroformula Open
Free Practice 3

Best Sectors Results

26/05/2017

Sector - 1		Sector - 2		Sector - 3		Ideal Lap vs Best Lap					
Ord.	Nº Driver	Time	Nº Driver	Time	Nº Driver	Time	Ord.	Nº Driver	Ideal Lap	Best Lap	Ord.
1	2 Thiago Vivacqua	40.369	16 Nikita Troitskiy	58.560	18 Jannes Fittje	35.789	1	16 Nikita Troitskiy	2'15.240	2'15.501	1
2	10 Harrison Scott	40.370	18 Jannes Fittje	59.145	17 Devlin De Francesco	35.812	2	18 Jannes Fittje	2'15.600	2'16.021	2
3	11 Alex Karkosik	40.426	1 Petru Florescu	59.175	11 Alex Karkosik	35.838	3	10 Harrison Scott	2'15.696	2'16.041	3
4	17 Devlin De Francesco	40.429	10 Harrison Scott	59.265	24 Ameya Vaidyanathan	35.891	4	2 Thiago Vivacqua	2'15.717	2'16.141	5
5	24 Ameya Vaidyanathan	40.464	34 Matheus Iorio	59.350	3 Simo Laaksonen	35.899	5	11 Alex Karkosik	2'15.818	2'16.327	8
6	34 Matheus Iorio	40.569	2 Thiago Vivacqua	59.382	34 Matheus Iorio	35.916	6	34 Matheus Iorio	2'15.835	2'16.067	4
7	43 Pedro Cardoso	40.649	11 Alex Karkosik	59.554	16 Nikita Troitskiy	35.938	7	1 Petru Florescu	2'15.989	2'16.291	6
8	18 Jannes Fittje	40.666	3 Simo Laaksonen	59.698	1 Petru Florescu	35.963	8	17 Devlin De Francesco	2'16.084	2'16.380	9
9	14 Tarun Reddy	40.670	8 Lodovico Laurini	59.748	2 Thiago Vivacqua	35.966	9	3 Simo Laaksonen	2'16.297	2'16.321	7
10	3 Simo Laaksonen	40.700	17 Devlin De Francesco	59.843	22 Daniil Pronenko	35.981	10	24 Ameya Vaidyanathan	2'16.484	2'16.778	11
11	8 Lodovico Laurini	40.714	22 Daniil Pronenko	59.909	43 Pedro Cardoso	36.002	11	14 Tarun Reddy	2'16.606	2'16.810	13
12	16 Nikita Troitskiy	40.742	14 Tarun Reddy	59.912	14 Tarun Reddy	36.024	12	8 Lodovico Laurini	2'16.636	2'16.636	10
13	1 Petru Florescu	40.851	24 Ameya Vaidyanathan	1'00.129	10 Harrison Scott	36.061	13	43 Pedro Cardoso	2'16.802	2'16.802	12
14	21 Alexey Chuklin	40.915	43 Pedro Cardoso	1'00.151	42 Eliseo Martinez Meroño	36.135	14	22 Daniil Pronenko	2'17.311	2'17.492	14
15	12 Christian Hahn	41.189	12 Christian Hahn	1'00.250	8 Lodovico Laurini	36.174	15	42 Eliseo Martinez Meroño	2'17.681	2'17.681	15
16	42 Eliseo Martinez Meroño	41.290	42 Eliseo Martinez Meroño	1'00.256	12 Christian Hahn	36.392	16	12 Christian Hahn	2'17.831	2'18.224	16
17	22 Daniil Pronenko	41.421	21 Alexey Chuklin	1'01.444	21 Alexey Chuklin	36.534	17	21 Alexey Chuklin	2'18.893	2'19.212	17



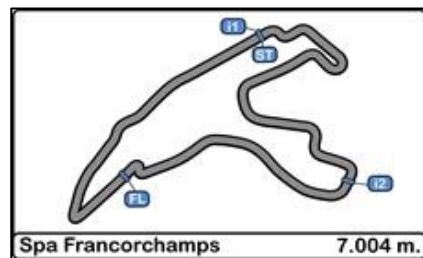
**Circuit de Spa
Euroformula Open
Free Practice 3**

Best Top Speeds

26/05/2017

Ord.	Nº	Entrant	Nat.	Driver	Nat.	Cat.	Cla.	Chassis	Team	Top 1		Top 2		Top 3		Top 4		Top 5		Avg.
										Km/h	Lap	Km/h	Lap	Km/h	Lap	Km/h	Lap	Km/h	Lap	
1	8	RP Motorsport	ITA	Lodovico Laurini	ITA	R	1º	Dallara F312		247.619	11	243.750	10	241.237	9	240.000	5	238.775	6	242.276
2	14	Carlin Motorsport	GBR	Tarun Reddy	IND	R	2º	Dallara F312		246.316	11	241.237	5	241.237	10	241.237	12	240.000	6	242.005
3	34	Campos Racing	ESP	Matheus Iorio	BRA			Dallara F312		246.316	12	245.026	10	245.026	11	242.487	6	241.237	3	244.018
4	3	Campos Racing	ESP	Simo Laaksonen	FIN	R	3º	Dallara F312		245.026	11	242.487	10	236.364	5	235.176	6	235.176	8	238.846
5	10	RP Motorsport	ITA	Harrison Scott	GBR			Dallara F312		245.026	11	243.750	10	243.750	6	242.487	4	242.487	5	243.500
6	11	RP Motorsport	ITA	Alex Karkosik	POL	R	4º	Dallara F312		245.026	9	243.750	11	243.750	8	241.237	10	238.775	5	242.508
7	18	Fortec Motorsports	GBR	Jannes Fittje	DEU	R	5º	Dallara F312		245.026	11	242.487	10	241.237	6	241.237	9	238.776	3	241.753
8	2	Campos Racing	ESP	Thiago Vivacqua	BRA			Dallara F312		243.750	5	243.750	11	242.487	9	242.487	3	241.237	10	242.742
9	42	RACE	ESP	Eliseo Martinez Meroño	ESP	R	6º	Dallara F312		243.750	8	234.000	5	234.000	10	231.683	7	229.412	4	234.569
10	12	Drivex School	ESP	Christian Hahn	BRA			Dallara F312		242.487	9	238.775	8	237.563	10	232.836	6	232.836	7	236.899
11	17	Carlin Motorsport	GBR	Devlin De Francesco	CAN	R	7º	Dallara F312		242.487	10	242.487	6	242.487	7	242.487	11	240.000	9	241.990
12	24	Carlin Motorsport	GBR	Ameya Vaidyanathan	IND			Dallara F312		242.487	5	242.487	3	241.237	4	241.237	11	240.000	10	241.490
13	21	Fortec Motorsports	GBR	Alexey Chuklin	UKR			Dallara F312		241.237	14	237.563	9	237.563	12	237.563	13	236.364	2	238.058
14	1	Campos Racing	ESP	Petru Florescu	ROU	R	8º	Dallara F312		240.000	8	240.000	10	236.364	7	236.364	9	235.176	2	237.581
15	16	Drivex School	ESP	Nikita Troitskiy	RUS	R	9º	Dallara F312		240.000	9	240.000	10	237.563	8	235.176	7	234.000	4	237.348
16	22	BVM Racing	ITA	Daniil Pronenko	RUS			Dallara F312		237.563	11	235.176	2	232.836	10	232.836	12	231.683	9	234.019
17	43	RACE	ESP	Pedro Cardoso	BRA			Dallara F312		237.563	9	231.683	10	229.412	4	229.412	7	228.293	2	231.273





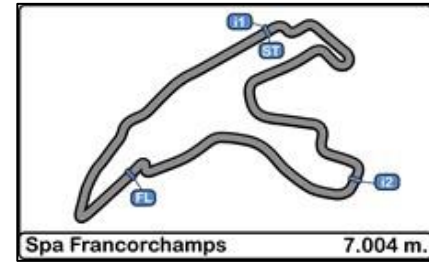
**Circuit de Spa
Euroformula Open
Free Practice 3**

Fastest Lap Sequence

26/05/2017

<u>Time of Day</u>	<u>Session Time</u>	<u>Nº</u>	<u>Entrant</u>	<u>Nat.</u>	<u>Driver</u>	<u>Nat.</u>	<u>Cat.</u>	<u>Chassis</u>	<u>Team</u>	<u>Time</u>	<u>Km/h</u>	<u>Lap</u>
15:39'51.873	4'41.140	2	Campos Racing	ESP	Thiago Vivacqua	BRA		Dallara F312	Campos Racing	2'17.907	182.836	2
15:39'53.694	4'43.302	24	Carlin Motorsport	GBR	Ameya Vaidyanathan	IND		Dallara F312	Carlin Motorsport	2'17.563	183.293	2
15:42'08.488	6'58.158	2	Campos Racing	ESP	Thiago Vivacqua	BRA		Dallara F312	Campos Racing	2'17.018	184.023	3
15:42'20.711	7'10.366	34	Campos Racing	ESP	Matheus Iorio	BRA		Dallara F312	Campos Racing	2'16.431	184.814	3
15:44'37.031	9'26.657	34	Campos Racing	ESP	Matheus Iorio	BRA		Dallara F312	Campos Racing	2'16.291	185.004	4
15:44'43.676	9'33.285	18	Fortec Motorsports	GBR	Jannes Fittje	DEU	R	Dallara F312	Fortec Motorsports	2'16.190	185.141	4
15:46'53.120	11'42.724	34	Campos Racing	ESP	Matheus Iorio	BRA		Dallara F312	Campos Racing	2'16.067	185.309	5
15:46'59.664	11'49.306	18	Fortec Motorsports	GBR	Jannes Fittje	DEU	R	Dallara F312	Fortec Motorsports	2'16.021	185.371	5
16:05'29.570	30'19.161	16	Drivex School	ESP	Nikita Troitskiy	RUS	R	Dallara F312	Drivex School	2'15.501	186.083	9



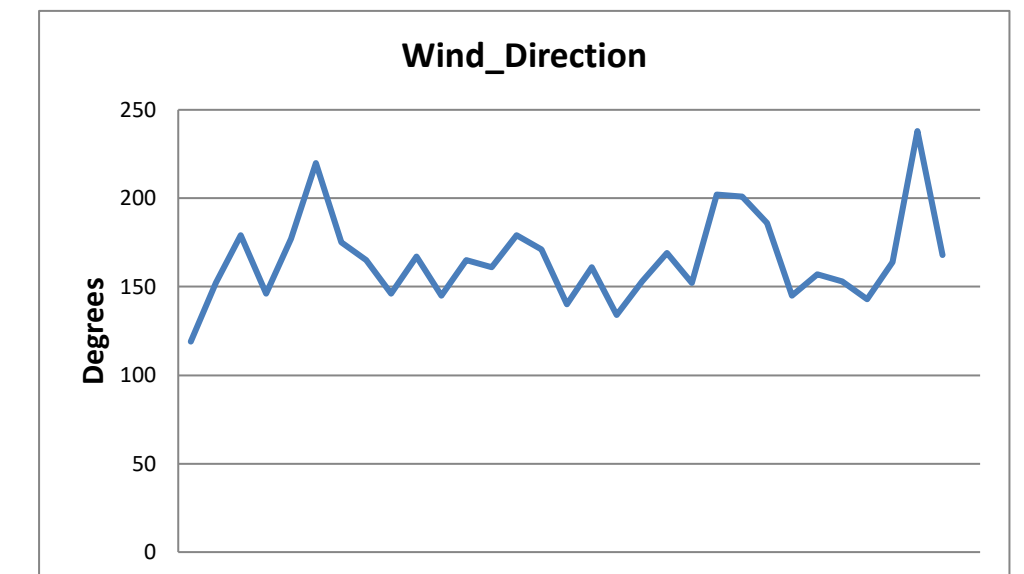
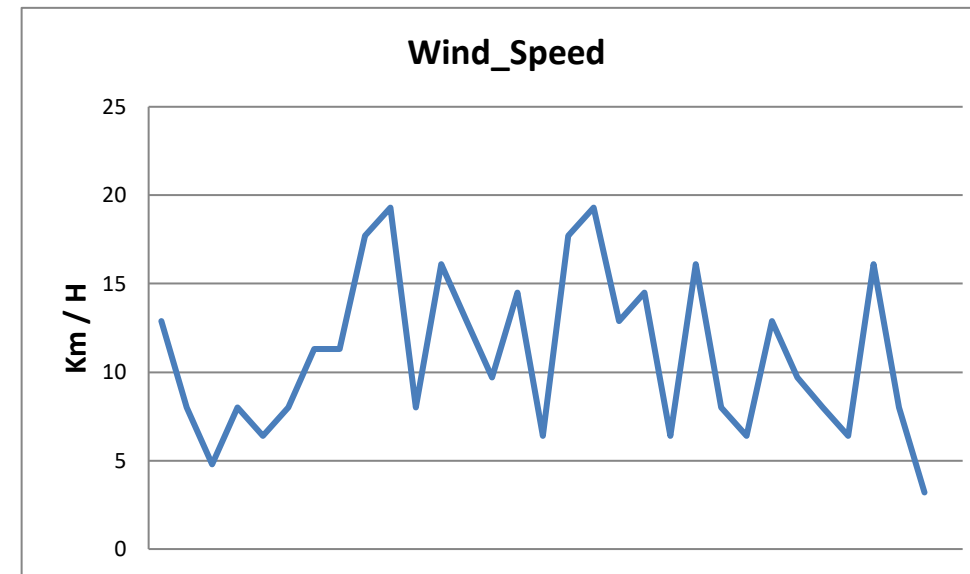
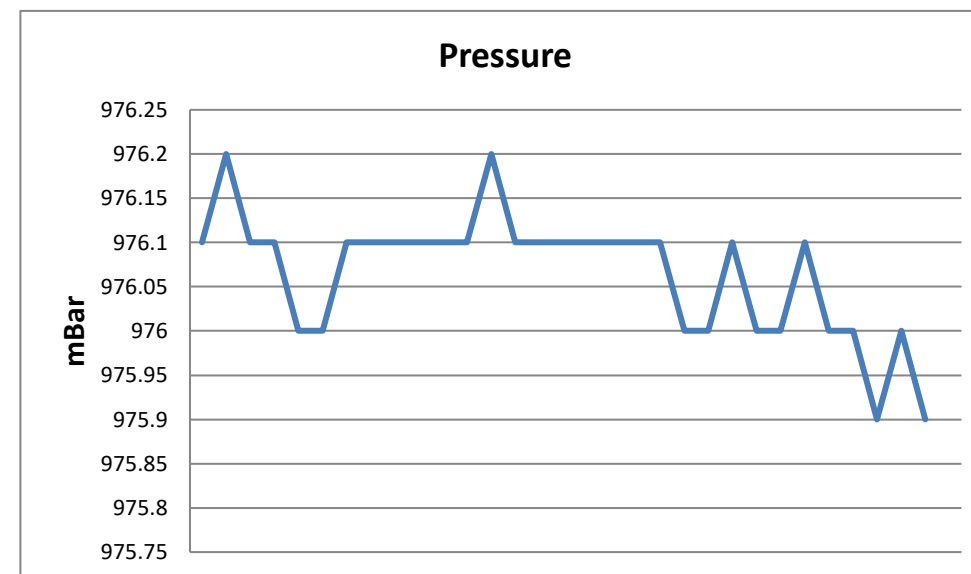
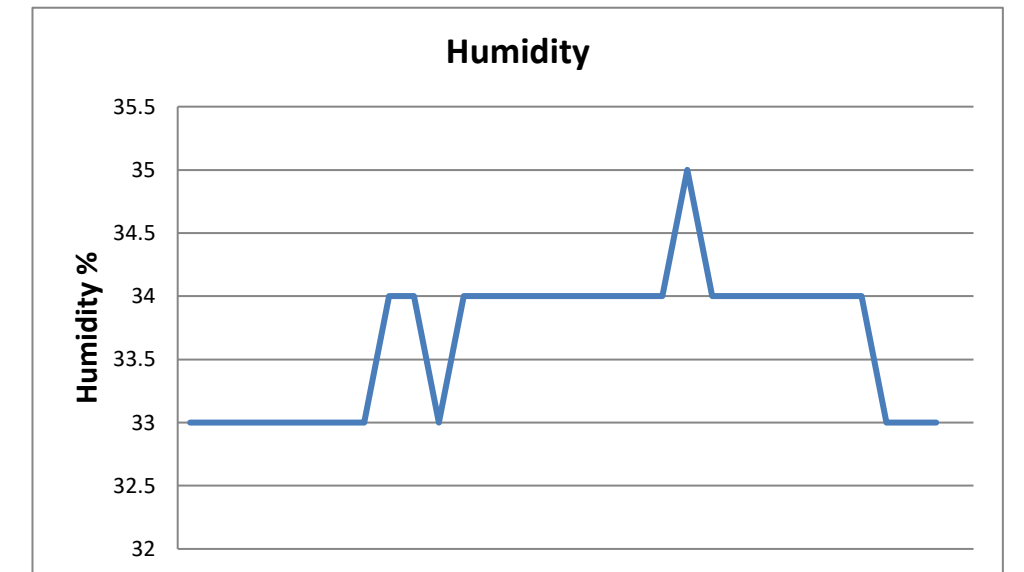
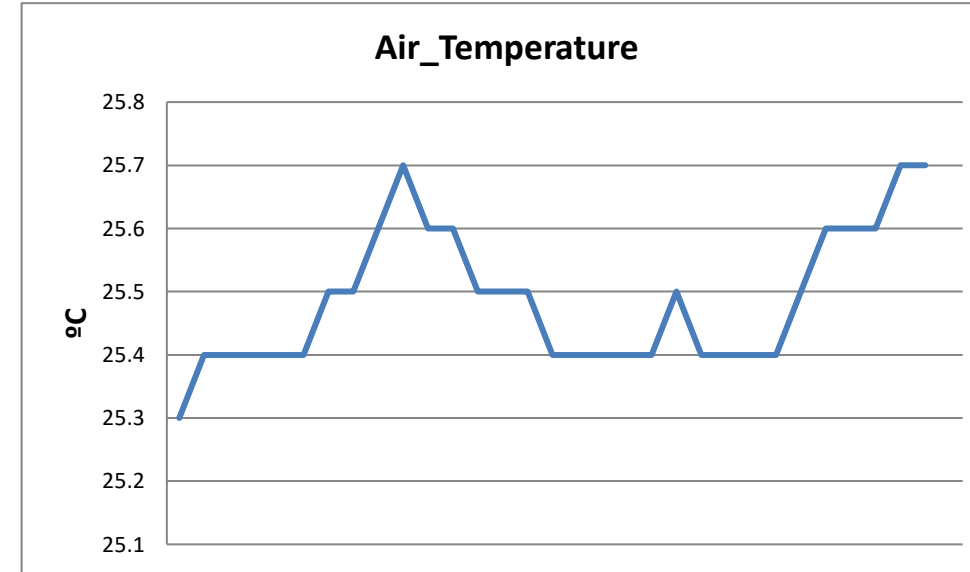
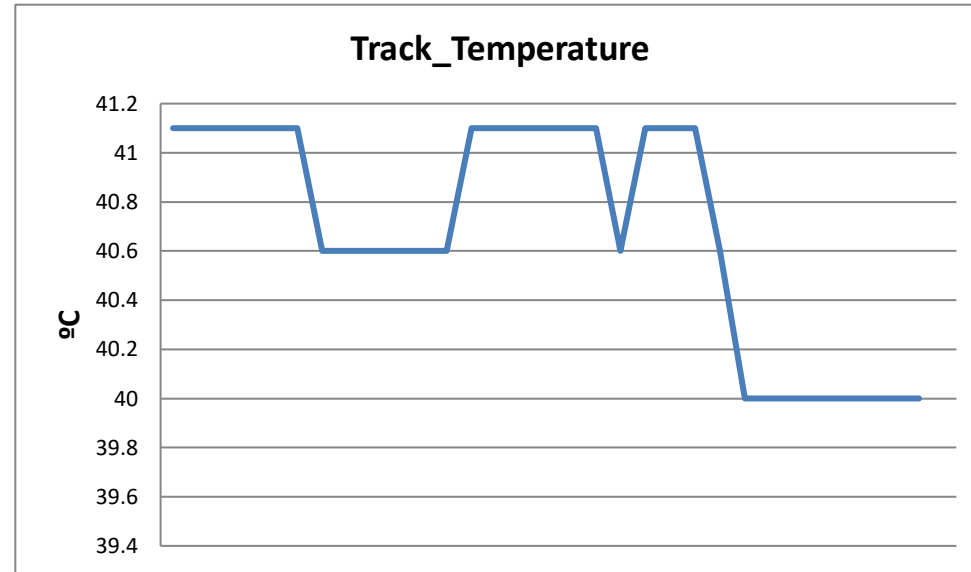


Circuit de Spa
Euroformula Open
Free Practice 3

Weather Report

26/05/2017

Track Status DRY





Circuit de Spa Euroformula Open

FREE PRACTICES RESULTS

26/05/2017

Ord.	Nº	Entrant	Nat.	Driver	Nat.	Cat.	Cl.	Chassis	Team	Laps	Laps1	BL1	Time-1	Laps2	BL2	Time-2	Laps	BL3	Time-3	Best	Km/h
1	10	RP Motorsport	ITA	Harrison Scott	GBR			Dallara F312	RP Motorsport	37	13	11	2'15.963	12	9	2'14.362	12	11	2'16.041	2'14.362	187.660
2	17	Carlin Motorsport	GBR	Devlin De Francesco	CAN	R	1º	Dallara F312	Carlin Motorsport	39	13	11	2'17.041	13	11	2'15.374	13	7	2'16.380	2'15.374	186.257
3	16	Drivex School	ESP	Nikita Troitskiy	RUS	R	2º	Dallara F312	Drivex School	31	11	9	2'16.599	10	4	2'16.625	10	9	2'15.501	2'15.501	186.083
4	24	Carlin Motorsport	GBR	Ameya Vaidyanathan	IND			Dallara F312	Carlin Motorsport	36	13	11	2'17.071	12	10	2'15.813	11	4	2'16.778	2'15.813	185.655
5	18	Fortec Motorsports	GBR	Jannes Fittje	DEU	R	3º	Dallara F312	Fortec Motorsports	33	10	9	2'18.070	12	5	2'17.233	11	5	2'16.021	2'16.021	185.371
6	1	Campos Racing	ESP	Petru Florescu	ROU	R	4º	Dallara F312	Campos Racing	32	10	8	2'16.509	11	10	2'16.034	11	9	2'16.291	2'16.034	185.354
7	34	Campos Racing	ESP	Matheus Iorio	BRA			Dallara F312	Campos Racing	33	12	9	2'18.516	9	5	2'16.488	12	5	2'16.067	2'16.067	185.309
8	2	Campos Racing	ESP	Thiago Vivacqua	BRA			Dallara F312	Campos Racing	33	12	11	2'16.236	10	9	2'16.403	11	10	2'16.141	2'16.141	185.208
9	3	Campos Racing	ESP	Simo Laaksonen	FIN	R	5º	Dallara F312	Campos Racing	36	14	11	2'17.774	11	10	2'16.164	11	10	2'16.321	2'16.164	185.177
10	11	RP Motorsport	ITA	Alex Karkosik	POL	R	6º	Dallara F312	RP Motorsport	39	14	13	2'17.845	13	8	2'17.212	12	11	2'16.327	2'16.327	184.955
11	14	Carlin Motorsport	GBR	Tarun Reddy	IND	R	7º	Dallara F312	Carlin Motorsport	34	10	10	2'17.922	12	9	2'16.597	12	6	2'16.810	2'16.597	184.590
12	8	RP Motorsport	ITA	Lodovico Laurini	ITA	R	8º	Dallara F312	RP Motorsport	38	14	12	2'19.606	13	10	2'17.120	11	10	2'16.636	2'16.636	184.537
13	43	RACE	ESP	Pedro Cardoso	BRA			Dallara F312	Teo Martin Motorsport	34	12	7	2'18.658	12	10	2'18.355	10	9	2'16.802	2'16.802	184.313
14	22	BVM Racing	ITA	Daniil Pronenko	RUS			Dallara F312	BVM Racing	33	10	9	2'18.822	11	3	2'18.038	12	11	2'17.492	2'17.492	183.388
15	42	RACE	ESP	Eliseo Martinez Meroño	ESP	R	9º	Dallara F312	Teo Martin Motorsport	33	12	7	2'18.163	11	10	2'17.531	10	8	2'17.681	2'17.531	183.336
16	21	Fortec Motorsports	GBR	Alexey Chuklin	UKR			Dallara F312	Fortec Motorsports	38	14	6	2'17.565	10	5	2'19.638	14	8	2'19.212	2'17.565	183.291
17	12	Drivex School	ESP	Christian Hahn	BRA			Dallara F312	Drivex School	29	13	8	2'20.277	6	4	2'21.427	10	8	2'18.224	2'18.224	182.417

Published at:.....

Stewards: 	Race Director: 	Timekeeper: 
----------------------	---------------------------	---