

Circuit de Spa
Euroformula Open
Qualifying - 2

Results

28/05/2017

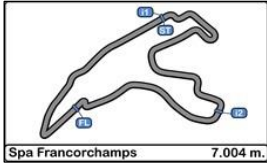
Ord.	Nº	Entrant	Nat.	Driver	Nat.	Cat.	Cla.	Chassis	Team	Laps	Best	Time	Gap	Interval	Km/h
1	16	Drivex School	ESP	Nikita Troitskiy	RUS	R	1º	Dallara F312	Drivex School	10	6	2'36.276			161.345
2	18	Fortec Motorsports	GBR	Jannes Fittje	DEU	R	2º	Dallara F312	Fortec Motorsports	9	6	2'36.577	0"301	0"301	161.035
3	24	Carlin Motorsport	GBR	Ameya Vaidyanathan	IND			Dallara F312	Carlin Motorsport	9	6	2'36.715	0"439	0"138	160.893
4	34	Campos Racing	ESP	Matheus Iorio	BRA			Dallara F312	Campos Racing	8	5	2'36.778	0"502	0"063	160.829
5	17	Carlin Motorsport	GBR	Devlin De Francesco	CAN	R	3º	Dallara F312	Carlin Motorsport	9	6	2'36.926	0"650	0"148	160.677
6	10	RP Motorsport	ITA	Harrison Scott	GBR			Dallara F312	RP Motorsport	9	3	2'37.121	0"845	0"195	160.478
7	2	Campos Racing	ESP	Thiago Vivacqua	BRA			Dallara F312	Campos Racing	9	6	2'37.363	1"087	0"242	160.231
8	11	RP Motorsport	ITA	Alex Karkosik	POL	R	4º	Dallara F312	RP Motorsport	10	6	2'37.596	1"320	0"233	159.994
9	14	Carlin Motorsport	GBR	Tarun Reddy	IND	R	5º	Dallara F312	Carlin Motorsport	9	6	2'37.707	1"431	0"111	159.881
10	12	Drivex School	ESP	Christian Hahn	BRA			Dallara F312	Drivex School	9	5	2'37.844	1"568	0"137	159.743
11	42	RACE	ESP	Eliseo Martinez	ESP	R	6º	Dallara F312	Teo Martin Motorsport	9	5	2'38.023	1"747	0"179	159.562
12	43	RACE	ESP	Pedro Cardoso	BRA			Dallara F312	Teo Martin Motorsport	8	4	2'38.088	1"812	0"065	159.496
13	1	Campos Racing	ESP	Petru Florescu	ROU	R	7º	Dallara F312	Campos Racing	8	5	2'38.234	1"958	0"146	159.349
14	8	RP Motorsport	ITA	Lodovico Laurini	ITA	R	8º	Dallara F312	RP Motorsport	10	7	2'39.261	2"985	1"027	158.321
15	22	BVM Racing	ITA	Daniil Pronenko	RUS			Dallara F312	BVM Racing	8	5	2'39.319	3"043	0"058	158.264
16	21	Fortec Motorsports	GBR	Alexey Chuklin	UKR			Dallara F312	Fortec Motorsports	8	5	2'39.447	3"171	0"128	158.137
17	3	Campos Racing	ESP	Simo Laaksonen	FIN	R	9º	Dallara F312	Campos Racing	9	6	2'39.681	3"405	0"234	157.905

Published at:.....

Track Status **WET**

Stewards:	Race Director:	Timekeeper: 
-----------	----------------	--





Circuit de Spa
Euroformula Open
Qualifying - 2

LAP ANALYSIS

28/05/2017

Number	1			2			3			8			10			
	Lap	Lap Time	Partial	Speed	Lap Time	Partial	Speed	Lap Time	Partial	Speed	Lap Time	Partial	Speed	Lap Time	Partial	Speed
1 ^a - 1	0'47.375	0'47.375		221.801	0'45.949	0'45.949	228.293	0'46.965	0'46.965	193.389	0'46.024	0'46.024	226.087	1'33.055	1'33.055	201.725
1 ^a - 2	3'01.743	2'14.368			2'05.544	1'19.595		2'05.970	1'19.005		1'59.857	1'13.833		2'45.978	1'12.923	
1 ^a - 3	3'55.920	0'54.177			2'56.027	0'50.483		2'48.581	0'42.611		2'41.429	0'41.572		3'26.091	0'40.113	
2 ^a - 1	3'53.922	3'53.922		190.244	3'54.100	3'54.100	211.765	0'46.804	0'46.804	204.367	0'45.596	0'45.596	218.692	0'43.961	0'43.961	232.836
2 ^a - 2	5'11.047	1'17.125			5'09.196	1'15.096		2'08.675	1'21.871		1'59.983	1'14.387		1'56.920	1'12.959	
2 ^a - 3	5'53.653	0'42.606			5'49.848	0'40.652		3'05.279	0'56.604		2'41.829	0'41.846		2'37.121	0'40.201	
3 ^a - 1	0'44.840	0'44.840		229.412	0'44.698	0'44.698	228.293	4'56.562	4'56.562	195.816	0'44.787	0'44.787	227.185	0'43.824	0'43.824	234.000
3 ^a - 2	1'58.884	1'14.044			1'58.560	1'13.862		6'14.062	1'17.500		1'58.953	1'14.166		1'58.067	1'14.243	
3 ^a - 3	2'39.650	0'40.766			2'38.898	0'40.338		7'03.543	0'49.481		2'39.866	0'40.913		2'38.440	0'40.373	
4 ^a - 1	0'44.239	0'44.239		202.598	0'44.053	0'44.053	226.087	0'45.064	0'45.064	223.924	0'44.730	0'44.730	227.185	0'43.552	0'43.552	234.000
4 ^a - 2	1'57.883	1'13.644			1'57.850	1'13.797		1'59.179	1'14.115		1'58.779	1'14.049		1'57.123	1'13.571	
4 ^a - 3	2'38.234	0'40.351			2'38.169	0'40.319		2'40.216	0'41.037		2'39.510	0'40.731		2'45.588	0'48.465	PIT
5 ^a - 1	0'44.035	0'44.035		226.087	0'43.764	0'43.764	227.185	0'44.446	0'44.446	223.924	0'45.942	0'45.942	197.469	3'33.339	3'33.339	222.858
5 ^a - 2	1'57.768	1'13.733			1'57.039	1'13.275		1'58.620	1'14.174		2'03.119	1'17.177		4'45.083	1'11.744	
5 ^a - 3	2'38.234	0'40.466			2'37.363	0'40.324		2'39.681	0'41.061		2'44.248	0'41.129		5'25.476	0'40.393	
6 ^a - 1	0'44.195	0'44.195		223.924	0'43.631	0'43.631	222.858	0'45.551	0'45.551	221.801	0'44.538	0'44.538	211.765	0'43.775	0'43.775	223.924
6 ^a - 2	1'58.671	1'14.476			1'57.233	1'13.602		2'00.706	1'15.155		1'58.633	1'14.095		1'57.831	1'14.056	
6 ^a - 3	2'39.465	0'40.794			2'37.584	0'40.351		2'41.502	0'40.796		2'39.261	0'40.628		2'38.562	0'40.731	
7 ^a - 1	0'44.426	0'44.426		220.755	0'43.665	0'43.665	222.858	0'44.537	0'44.537	221.801	0'44.202	0'44.202	226.087	0'44.162	0'44.162	219.719
7 ^a - 2	1'59.857	1'15.431			1'58.400	1'14.735		1'59.234	1'14.697		1'58.031	1'13.829		1'57.268	1'13.106	
7 ^a - 3	2'49.949	0'50.092			2'39.295	0'40.895		2'41.864	0'42.630		2'40.273	0'42.242		2'38.545	0'41.277	
8 ^a - 1					0'43.817	0'43.817	217.675	0'45.023	0'45.023	212.728	0'47.822	0'47.822	188.710	0'44.786	0'44.786	213.699
8 ^a - 2					1'57.718	1'13.901		1'59.961	1'14.938		2'02.561	1'14.739		1'59.529	1'14.743	
8 ^a - 3					2'38.856	0'41.138		2'55.316	0'55.355	PIT	2'43.606	0'41.045		2'41.126	0'41.597	
9 ^a - 1					0'44.179	0'44.179	201.725				0'44.533	0'44.533	218.692			
9 ^a - 2					2'05.849	1'21.670					2'01.500	1'16.967				
9 ^a - 3					3'05.996	1'00.147	PIT				2'42.512	0'41.012				
10 ^a - 1											0'44.478	0'44.478	189.474			
10 ^a - 2											2'07.709	1'23.231				
10 ^a - 3											3'04.910	0'57.201	PIT			

Ideal Lap	
0'44.035	0'44.035
1'57.679	1'13.644
2'38.030	0'40.351

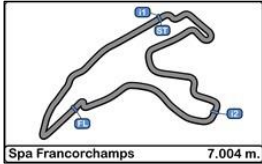
Ideal Lap	
0'43.631	0'43.631
1'56.906	1'13.275
2'37.225	0'40.319

Ideal Lap	
0'44.446	0'44.446
1'58.561	1'14.115
2'39.357	0'40.796

Ideal Lap	
0'44.202	0'44.202
1'58.031	1'13.829
2'38.659	0'40.628

Ideal Lap	
0'43.552	0'43.552
1'55.296	1'11.744
2'35.409	0'40.113

Ideal Best Lap	
0'43.293	0'43.293
1'55.037	1'11.744
2'34.461	0'39.424



Circuit de Spa
Euroformula Open
Qualifying - 2

LAP ANALYSIS

28/05/2017

Number	11			12			14			16			17		
Lap	Lap Time	Partial	Speed	Lap Time	Partial	Speed	Lap Time	Partial	Speed	Lap Time	Partial	Speed	Lap Time	Partial	Speed
1 ^a - 1	0'57.953	0'57.953	177.947	4'05.274	4'05.274	218.692	0'44.653	0'44.653	227.185	3'27.087	3'27.087	185.715	0'46.106	0'46.106	218.692
1 ^a - 2	2'19.138	1'21.185		5'22.446	1'17.172		1'57.600	1'12.947		4'43.924	1'16.837		2'04.246	1'18.140	
1 ^a - 3	3'14.524	0'55.386	PIT	6'07.174	0'44.728		2'38.750	0'41.150		5'27.861	0'43.937		2'56.620	0'52.374	PIT
2 ^a - 1	1'45.606	1'45.606	206.168	0'44.512	0'44.512	230.542	0'44.740	0'44.740	227.185	0'44.459	0'44.459	228.293	3'40.958	3'40.958	188.710
2 ^a - 2	3'00.095	1'14.489		2'07.650	1'23.138		1'58.635	1'13.895		1'57.641	1'13.182		4'57.166	1'16.208	
2 ^a - 3	3'41.259	0'41.164		2'50.477	0'42.827		2'39.327	0'40.692		2'37.790	0'40.149		5'38.375	0'41.209	
3 ^a - 1	0'46.035	0'46.035	226.087	0'49.941	0'49.941	220.755	0'46.020	0'46.020	219.719	0'44.165	0'44.165	228.293	0'44.843	0'44.843	223.924
3 ^a - 2	2'03.182	1'17.147		2'07.146	1'17.205		2'03.524	1'17.504		1'57.348	1'13.183		1'58.655	1'13.812	
3 ^a - 3	2'43.668	0'40.486		2'51.464	0'44.318		2'53.522	0'49.998	PIT	2'37.632	0'40.284		2'39.271	0'40.616	
4 ^a - 1	0'46.719	0'46.719	226.087	0'44.492	0'44.492	229.412	2'31.132	2'31.132	222.858	0'44.001	0'44.001	229.412	0'45.041	0'45.041	228.293
4 ^a - 2	2'00.245	1'13.526		1'57.885	1'13.393		3'44.826	1'13.694		1'57.046	1'13.045		1'57.901	1'12.860	
4 ^a - 3	2'40.586	0'40.341		2'37.844	0'39.959		4'25.271	0'40.445		2'37.063	0'40.017		2'38.153	0'40.252	
5 ^a - 1	0'44.417	0'44.417	228.293	0'45.962	0'45.962	216.667	0'44.380	0'44.380	227.185	0'43.606	0'43.606	230.543	0'44.511	0'44.511	222.858
5 ^a - 2	1'57.458	1'13.041		2'03.310	1'17.348		1'57.769	1'13.389		1'56.408	1'12.802		1'56.822	1'12.311	
5 ^a - 3	2'37.596	0'40.138		2'51.427	0'48.117		2'37.707	0'39.938		2'36.276	0'39.868		2'36.926	0'40.104	
6 ^a - 1	0'44.048	0'44.048	227.185	0'44.492	0'44.492	225.000	0'44.270	0'44.270	222.858	0'43.293	0'43.293	229.412	0'44.020	0'44.020	221.801
6 ^a - 2	1'57.662	1'13.614		1'58.648	1'14.156		1'57.419	1'13.149		1'56.345	1'13.052		1'56.704	1'12.684	
6 ^a - 3	2'37.978	0'40.316		2'39.621	0'40.973		2'37.814	0'40.395		2'36.494	0'40.149		2'36.999	0'40.295	
7 ^a - 1	0'43.950	0'43.950	226.087	0'44.982	0'44.982	215.669	0'44.110	0'44.110	222.858	0'43.861	0'43.861	225.001	0'44.634	0'44.634	203.479
7 ^a - 2	1'57.331	1'13.381		2'00.209	1'15.227		1'58.023	1'13.913		1'58.590	1'14.729		1'58.955	1'14.321	
7 ^a - 3	2'37.599	0'40.268		2'42.023	0'41.814		2'39.020	0'40.997		2'47.108	0'48.518	PIT	2'39.887	0'40.932	
8 ^a - 1	0'43.933	0'43.933	220.755	0'45.002	0'45.002	216.667	0'44.282	0'44.282	216.667	2'49.916	2'49.916	211.765	0'44.475	0'44.475	215.669
8 ^a - 2	2'00.842	1'16.909		2'00.393	1'15.391		1'58.855	1'14.573		4'06.101	1'16.185		1'58.350	1'13.875	
8 ^a - 3	2'41.663	0'40.821		2'57.583	0'57.190	PIT	2'40.282	0'41.427		5'04.673	0'58.572	PIT	2'40.264	0'41.914	
9 ^a - 1	0'44.268	0'44.268	217.675				0'44.694	0'44.694	213.699				0'47.615	0'47.615	184.981
9 ^a - 2	1'59.312	1'15.044					2'20.949	1'36.255					2'07.335	1'19.720	PIT
9 ^a - 3	2'59.258	0'59.946	PIT				3'25.372	1'04.423	PIT				3'01.997	0'54.662	PIT
10 ^a - 1															
10 ^a - 2															
10 ^a - 3															

Ideal Lap	
0'43.933	0'43.933
1'56.974	1'13.041
2'37.112	0'40.138

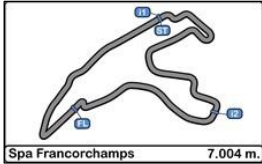
Ideal Lap	
0'44.492	0'44.492
1'57.885	1'13.393
2'37.844	0'39.959

Ideal Lap	
0'44.110	0'44.110
1'57.057	1'12.947
2'36.995	0'39.938

Ideal Lap	
0'43.293	0'43.293
1'56.095	1'12.802
2'35.963	0'39.868

Ideal Lap	
0'44.020	0'44.020
1'56.331	1'12.311
2'36.435	0'40.104

Ideal Best Lap	
0'43.293	0'43.293
1'55.037	1'11.744
2'34.461	0'39.424



Circuit de Spa
Euroformula Open
Qualifying - 2

LAP ANALYSIS

28/05/2017

Number	18			21			22			24			34			
	Lap	Lap Time	Partial	Speed	Lap Time	Partial	Speed	Lap Time	Partial	Speed	Lap Time	Partial	Speed	Lap Time	Partial	Speed
1 ^a - 1	5'00.362	5'00.362		211.765	7'07.482	7'07.482	220.755	1'04.418	1'04.418	185.715	0'47.839	0'47.839	235.177	4'36.153	4'36.153	203.479
1 ^a - 2	6'24.489	1'24.127			8'21.822	1'14.340		2'31.909	1'27.491		2'08.989	1'21.150		5'52.839	1'16.686	
1 ^a - 3	7'05.327	0'40.838			9'02.968	0'41.146		3'23.924	0'52.015	PIT	3'04.796	0'55.807	PIT	6'33.436	0'40.597	
2 ^a - 1	0'44.592	0'44.592		228.293	0'44.783	0'44.783	227.185	6'18.848	6'18.848	207.080	2'19.764	2'19.764	212.728	0'44.214	0'44.214	227.185
2 ^a - 2	2'04.040	1'19.448			1'58.452	1'13.669		7'34.597	1'15.749		3'36.052	1'16.288		1'58.308	1'14.094	
2 ^a - 3	2'44.382	0'40.342			2'39.503	0'41.051		8'15.961	0'41.364		4'16.566	0'40.514		2'38.835	0'40.527	
3 ^a - 1	0'43.975	0'43.975		230.543	0'44.834	0'44.834	225.001	0'45.619	0'45.619	220.755	0'44.933	0'44.933	226.087	0'43.809	0'43.809	229.412
3 ^a - 2	1'57.482	1'13.507			2'01.295	1'16.461		2'00.435	1'14.816		1'58.555	1'13.622		1'57.183	1'13.374	
3 ^a - 3	2'37.965	0'40.483			2'42.380	0'41.085		2'41.572	0'41.137		2'38.142	0'39.587		2'37.365	0'40.182	
4 ^a - 1	0'43.519	0'43.519		234.000	0'44.713	0'44.713	223.924	0'45.488	0'45.488	216.667	0'43.769	0'43.769	230.543	0'43.822	0'43.822	229.412
4 ^a - 2	2'12.619	1'29.100			1'58.474	1'13.761		1'58.548	1'13.060		1'56.845	1'13.076		1'56.838	1'13.016	
4 ^a - 3	2'53.011	0'40.392			2'39.447	0'40.973		2'39.319	0'40.771		2'37.305	0'40.460		2'36.778	0'39.940	
5 ^a - 1	0'43.317	0'43.317		230.542	0'44.344	0'44.344	225.000	0'44.774	0'44.774	218.692	0'43.385	0'43.385	230.542	0'43.898	0'43.898	226.088
5 ^a - 2	1'56.384	1'13.067			1'58.545	1'14.201		1'58.545	1'13.771		1'57.291	1'13.906		1'58.407	1'14.509	
5 ^a - 3	2'36.577	0'40.193			2'39.860	0'41.315		2'40.081	0'41.536		2'36.715	0'39.424		2'39.270	0'40.863	
6 ^a - 1	0'44.047	0'44.047		227.185	0'44.564	0'44.564	217.675	0'44.530	0'44.530	217.675	0'43.539	0'43.539	230.543	0'43.853	0'43.853	225.001
6 ^a - 2	1'58.474	1'14.427			2'00.543	1'15.979		2'00.003	1'15.473		1'57.056	1'13.517		1'57.614	1'13.761	
6 ^a - 3	2'39.509	0'41.035			2'42.477	0'41.934		2'41.747	0'41.744		2'37.213	0'40.157		2'45.948	0'48.334	PIT
7 ^a - 1	0'43.739	0'43.739		221.801	0'44.646	0'44.646	216.667	0'45.096	0'45.096	211.765	0'44.169	0'44.169	225.001	2'52.196	2'52.196	214.679
7 ^a - 2	2'02.890	1'19.151			2'00.899	1'16.253		2'00.123	1'15.027		1'56.737	1'12.568		4'07.415	1'15.219	
7 ^a - 3	2'43.994	0'41.104			2'54.300	0'53.401	PIT	2'42.607	0'42.484		2'37.088	0'40.351		4'49.596	0'42.181	
8 ^a - 1	0'44.157	0'44.157		208.929							0'43.814	0'43.814	221.801	0'47.179	0'47.179	177.947
8 ^a - 2	2'00.803	1'16.646			2'53.061	0'52.258	PIT				2'17.227	1'33.413		2'11.666	1'24.487	
8 ^a - 3											2'59.159	0'41.932		3'04.328	0'52.662	PIT
9 ^a - 1											0'43.996	0'43.996	218.692			
9 ^a - 2																
9 ^a - 3																
10 ^a - 1																
10 ^a - 2																
10 ^a - 3																

Ideal Lap	
0'43.317	0'43.317
1'56.384	1'13.067
2'36.577	0'40.193

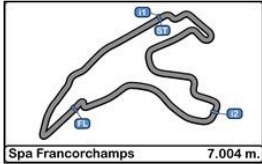
Ideal Lap	
0'44.344	0'44.344
1'58.013	1'13.669
2'38.986	0'40.973

Ideal Lap	
0'44.530	0'44.530
1'57.590	1'13.060
2'38.361	0'40.771

Ideal Lap	
0'43.385	0'43.385
1'55.953	1'12.568
2'35.377	0'39.424

Ideal Lap	
0'43.809	0'43.809
1'56.825	1'13.016
2'36.765	0'39.940

Ideal Best Lap	
0'43.293	0'43.293
1'55.037	1'11.744
2'34.461	0'39.424



**Circuit de Spa
Euroformula Open
Qualifying - 2**

LAP ANALYSIS

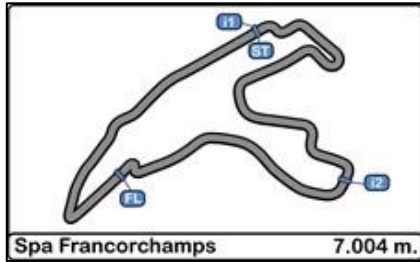
28/05/2017

Number	42			43		
	Lap Time	Partial	Speed	Lap Time	Partial	Speed
1 ^a - 1	0'50.715	0'50.715	208.929	2'06.323	2'06.323	221.801
1 ^a - 2	2'11.847	1'21.132		3'21.443	1'15.120	
1 ^a - 3	3'06.943	0'55.096	PIT	4'02.589	0'41.146	
2 ^a - 1	1'41.504	1'41.504	223.924	0'45.887	0'45.887	223.924
2 ^a - 2	2'56.098	1'14.594		2'00.256	1'14.369	
2 ^a - 3	3'37.518	0'41.420		2'40.549	0'40.293	
3 ^a - 1	0'44.873	0'44.873	225.001	0'44.530	0'44.530	210.811
3 ^a - 2	1'57.866	1'12.993		1'57.756	1'13.226	
3 ^a - 3	2'38.513	0'40.647		2'38.086	0'40.332	
4 ^a - 1	0'44.179	0'44.179	230.542	0'45.318	0'45.318	216.667
4 ^a - 2	1'57.642	1'13.463		1'58.752	1'13.434	
4 ^a - 3	2'38.023	0'40.381		2'39.100	0'40.348	
5 ^a - 1	0'44.303	0'44.303	229.412	0'44.878	0'44.878	215.669
5 ^a - 2	2'05.800	1'21.497		1'58.308	1'13.430	
5 ^a - 3	2'47.386	0'41.586		2'38.484	0'40.176	
6 ^a - 1	0'44.121	0'44.121	228.293	0'44.143	0'44.143	211.765
6 ^a - 2	1'58.363	1'14.242		1'57.543	1'13.400	
6 ^a - 3	2'48.088	0'49.725	PIT	2'38.349	0'40.806	
7 ^a - 1	2'38.013	2'38.013	215.669	0'45.366	0'45.366	221.801
7 ^a - 2	3'55.611	1'17.598		1'58.714	1'13.348	
7 ^a - 3	4'37.356	0'41.745		2'47.195	0'48.481	PIT
8 ^a - 1	0'44.632	0'44.632	215.669	2'10.658	2'10.658	213.699
8 ^a - 2	1'59.218	1'14.586				
8 ^a - 3	2'40.739	0'41.521				
9 ^a - 1	0'50.238	0'50.238	169.566			
9 ^a - 2	2'12.722	1'22.484				
9 ^a - 3	3'10.213	0'57.491	PIT			
10 ^a - 1						
10 ^a - 2						
10 ^a - 3						

Ideal Lap	
0'44.121	0'44.121
1'57.114	1'12.993
2'37.495	0'40.381

Ideal Lap	
0'44.143	0'44.143
1'57.369	1'13.226
2'37.545	0'40.176

Ideal Best Lap	
0'43.293	0'43.293
1'55.037	1'11.744
2'34.461	0'39.424

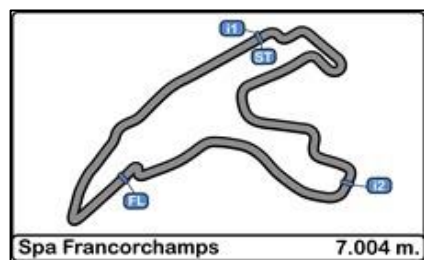


Circuit de Spa Euroformula Open Qualifying - 2

Best Sectors Results

28/05/2017

Sector - 1			Sector - 2			Sector - 3			Ideal Lap vs Best Lap		
Ord.	Nº Driver	Time	Nº Driver	Time	Nº Driver	Time	Ord.	Nº Driver	Ideal Lap	Best Lap	Ord.
1	16 Nikita Troitskiy	43.293	10 Harrison Scott	1'11.744	24 Ameya Vaidyanathan	39.424	1	24 Ameya Vaidyanathan	2'35.377	2'36.715	3
2	18 Jannes Fittje	43.317	17 Devlin De Francesco	1'12.311	16 Nikita Troitskiy	39.868	2	10 Harrison Scott	2'35.409	2'37.121	6
3	24 Ameya Vaidyanathan	43.385	24 Ameya Vaidyanathan	1'12.568	14 Tarun Reddy	39.938	3	16 Nikita Troitskiy	2'35.963	2'36.276	1
4	10 Harrison Scott	43.552	16 Nikita Troitskiy	1'12.802	34 Matheus Iorio	39.940	4	17 Devlin De Francesco	2'36.435	2'36.926	5
5	2 Thiago Vivacqua	43.631	14 Tarun Reddy	1'12.947	12 Christian Hahn	39.959	5	18 Jannes Fittje	2'36.577	2'36.577	2
6	34 Matheus Iorio	43.809	42 Eliseo Martinez	1'12.993	17 Devlin De Francesco	40.104	6	34 Matheus Iorio	2'36.765	2'36.778	4
7	11 Alex Karkosik	43.933	34 Matheus Iorio	1'13.016	10 Harrison Scott	40.113	7	14 Tarun Reddy	2'36.995	2'37.707	9
8	17 Devlin De Francesco	44.020	11 Alex Karkosik	1'13.041	11 Alex Karkosik	40.138	8	11 Alex Karkosik	2'37.112	2'37.596	8
9	1 Petru Florescu	44.035	22 Daniil Pronenko	1'13.060	43 Pedro Cardoso	40.176	9	2 Thiago Vivacqua	2'37.225	2'37.363	7
10	14 Tarun Reddy	44.110	18 Jannes Fittje	1'13.067	18 Jannes Fittje	40.193	10	42 Eliseo Martinez	2'37.495	2'38.023	11
11	42 Eliseo Martinez	44.121	43 Pedro Cardoso	1'13.226	2 Thiago Vivacqua	40.319	11	43 Pedro Cardoso	2'37.545	2'38.088	12
12	43 Pedro Cardoso	44.143	2 Thiago Vivacqua	1'13.275	1 Petru Florescu	40.351	12	12 Christian Hahn	2'37.844	2'37.844	10
13	8 Lodovico Laurini	44.202	12 Christian Hahn	1'13.393	42 Eliseo Martinez	40.381	13	1 Petru Florescu	2'38.030	2'38.234	13
14	21 Alexey Chuklin	44.344	1 Petru Florescu	1'13.644	8 Lodovico Laurini	40.628	14	22 Daniil Pronenko	2'38.361	2'39.319	15
15	3 Simo Laaksonen	44.446	21 Alexey Chuklin	1'13.669	22 Daniil Pronenko	40.771	15	8 Lodovico Laurini	2'38.659	2'39.261	14
16	12 Christian Hahn	44.492	8 Lodovico Laurini	1'13.829	3 Simo Laaksonen	40.796	16	21 Alexey Chuklin	2'38.986	2'39.447	16
17	22 Daniil Pronenko	44.530	3 Simo Laaksonen	1'14.115	21 Alexey Chuklin	40.973	17	3 Simo Laaksonen	2'39.357	2'39.681	17

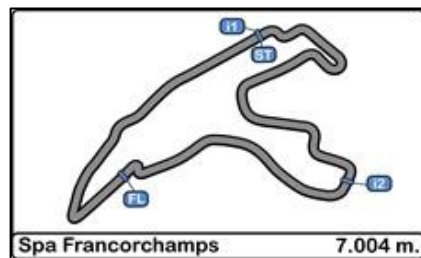


Circuit de Spa Euroformula Open Qualifying - 2

Best Top Speeds

28/05/2017

Ord.	Nº	Entrant	Nat.	Driver	Nat.	Cat.	Cla.	Chassis	Team	Top 1		Top 2		Top 3		Top 4		Top 5		Avg.
										Km/h	Lap	Km/h	Lap	Km/h	Lap	Km/h	Lap	Km/h	Lap	
1	24	Carlin Motorsport	GBR	Ameya Vaidyanathan	IND			Dallara F312		235.176	2	230.542	5	230.542	7	230.542	6	226.087	4	230.578
2	10	RP Motorsport	ITA	Harrison Scott	GBR			Dallara F312		234.000	4	234.000	5	232.836	3	223.924	7	222.857	6	229.523
3	18	Fortec Motorsports	GBR	Jannes Fittje	DEU	R	1º	Dallara F312		234.000	5	230.542	4	230.542	6	228.293	3	227.185	7	230.112
4	12	Drivex School	ESP	Christian Hahn	BRA			Dallara F312		230.542	3	229.412	5	225.000	7	220.755	4	218.692	2	224.880
5	16	Drivex School	ESP	Nikita Troitskiy	RUS	R	2º	Dallara F312		230.542	6	229.412	5	229.412	7	228.293	3	228.293	4	229.190
6	42	RACE	ESP	Eliseo Martinez	ESP	R	3º	Dallara F312		230.542	5	229.412	6	228.293	7	225.000	4	223.924	3	227.434
7	1	Campos Racing	ESP	Petru Florescu	ROU	R	4º	Dallara F312		229.412	4	226.087	6	223.923	7	221.801	2	220.755	8	224.396
8	34	Campos Racing	ESP	Matheus Iorio	BRA			Dallara F312		229.412	4	229.412	5	227.184	3	226.087	6	225.000	7	227.419
9	2	Campos Racing	ESP	Thiago Vivacqua	BRA			Dallara F312		228.293	2	228.293	4	227.184	6	226.087	5	222.857	7	226.543
10	11	RP Motorsport	ITA	Alex Karkosik	POL	R	5º	Dallara F312		228.293	6	227.184	7	226.087	4	226.087	5	226.087	8	226.748
11	17	Carlin Motorsport	GBR	Devlin De Francesco	CAN	R	6º	Dallara F312		228.293	5	223.924	4	222.857	6	221.801	7	218.692	2	223.113
12	14	Carlin Motorsport	GBR	Tarun Reddy	IND	R	7º	Dallara F312		227.185	3	227.185	6	227.184	2	222.857	5	222.857	7	225.454
13	21	Fortec Motorsports	GBR	Alexey Chuklin	UKR			Dallara F312		227.185	3	225.000	4	225.000	6	223.924	5	220.755	2	224.373
14	8	RP Motorsport	ITA	Lodovico Laurini	ITA	R	8º	Dallara F312		227.184	4	227.184	5	226.087	2	226.087	8	218.692	3	225.047
15	3	Campos Racing	ESP	Simo Laaksonen	FIN	R	9º	Dallara F312		223.924	5	223.923	6	221.801	8	221.801	7	212.727	9	220.835
16	43	RACE	ESP	Pedro Cardoso	BRA			Dallara F312		223.923	3	221.801	2	221.801	8	216.667	5	215.668	6	219.972
17	22	BVM Racing	ITA	Daniil Pronenko	RUS			Dallara F312		220.755	4	218.692	6	217.675	7	216.667	5	211.765	8	217.110



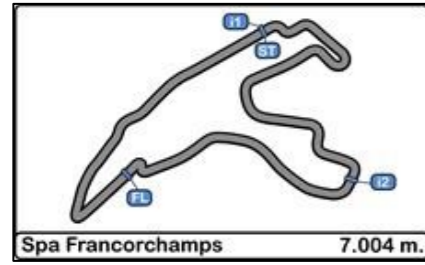
Circuit de Spa Euroformula Open Qualifying - 2

Fastest Lap Sequence

28/05/2017

<u>Time of Day</u>	<u>Session Time</u>	<u>Nº</u>	<u>Entrant</u>	<u>Nat.</u>	<u>Driver</u>	<u>Nat.</u>	<u>Cat.</u>	<u>Chassis</u>	<u>Team</u>	<u>Time</u>	<u>Km/h</u>	<u>Lap</u>
9:35'48.265	5'39.629	3	Campos Racing	ESP	Simo Laaksonen	FIN	R	Dallara F312	Campos Racing	2'48.581	149.568	2
9:35'57.989	5'49.349	8	RP Motorsport	ITA	Lodovico Laurini	ITA	R	Dallara F312	RP Motorsport	2'41.429	156.195	2
9:36'42.904	6'34.351	14	Carlin Motorsport	GBR	Tarun Reddy	IND	R	Dallara F312	Carlin Motorsport	2'38.750	158.831	2
9:39'27.018	9'18.433	10	RP Motorsport	ITA	Harrison Scott	GBR		Dallara F312	RP Motorsport	2'37.121	160.478	3
9:46'52.340	16'43.695	16	Drivex School	ESP	Nikita Troitskiy	RUS	R	Dallara F312	Drivex School	2'37.063	160.537	5
9:47'29.135	17'20.370	34	Campos Racing	ESP	Matheus Iorio	BRA		Dallara F312	Campos Racing	2'36.778	160.829	5
9:48'40.078	18'31.384	24	Carlin Motorsport	GBR	Ameya Vaidyanathan	IND		Dallara F312	Carlin Motorsport	2'36.715	160.893	6
9:49'28.624	19'19.971	16	Drivex School	ESP	Nikita Troitskiy	RUS	R	Dallara F312	Drivex School	2'36.276	161.345	6





**Circuit de Spa
Euroformula Open
Qualifying - 2**

Weather Report

28/05/2017

Track Status WET

