

# Circuit Paul Ricard

## BOSS GP 2017

### Qualifying - 1

## Results

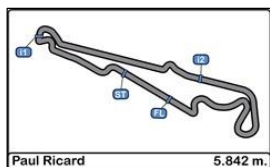
10/06/2017

Ord.	Nº	Team	Driver	Nat.	Make	Type	Engine	Class	Cl.	Laps	Best	Time	Gap	Interval	Km/h	
1	1	Top Speed	Ingo Gerstl	AUT	Toro Rosso	STR1	F1	Cosworth 3.0 V10	OPEN	1º	5	2	1'43.969		202.283	
2	11	Mansell Motorsport	Rinus van Kalmthout	NED	Dallara	GP2 Evo	Judd 4.0 V8	OPEN	2º	4	2	1'48.308	4"339	4"339	194.180	
3	444	Ledermais Motorsport	Johann Ledermais	AUT	Dallara	GP2	Mecachrome 4.0 V8	FORMULA	1º	3	2	1'49.560	5"591	1"252	191.961	
4	888	Top Speed	Florian Schnitzenbaumer	GER	Dallara	GP2	Mecachrome 4.0 V8	FORMULA	2º	4	3	1'53.620	9"651	4"060	185.101	
5	115	PS Racing by Coloni Motorsport	Mahaveer Raghunathan	IND	Lola	Auto GP	Gibson Tech 3.4 V8	FORMULA	3º	4	2	1'53.896	9"927	0"276	184.653	
6	26	F Xtreme Racing Team	Wolfgang Jaksch	GER	Super Aguri	SA06	F1	Cosworth 3.0 V10	OPEN	3º	2	2	1'54.722	10"753	0"826	183.323
7	999	MM International Motorsport	Salvatore De Plano	ITA	Dallara	GP2	Mecachrome 4.0 V8	FORMULA	4º	4	3	1'57.809	13"840	3"087	178.519	
8	323	MM International Motorsport	Armando Mangini	ITA	Dallara	GP2	Mecachrome 4.0 V8	FORMULA	5º	6	5	1'58.302	14"333	0"493	177.776	
9	101	Speed Center	Peter Göllner	SUI	Dallara	GP2	Mecachrome 4.0 V8	FORMULA	6º	7	6	1'58.974	15"005	0"672	176.771	
10	150	Griffith's	David Moretti	FRA	Dallara	GP2	Mecachrome 4.0 V8	FORMULA	7º	4	3	1'59.544	15"575	0"570	175.929	
11	105	H&A Racing	Wolfgang Jordan	GER	Dallara	GP2	Mecachrome 4.0 V8	FORMULA	8º	8	5	1'59.821	15"852	0"277	175.522	
12	222	H&A Racing	Veronika Cicha	CZE	Dallara	GP2	Mecachrome 4.0 V8	FORMULA	9º	6	5	2'01.172	17"203	1"351	173.565	
13	555	Speed Center	Christian Eicke	SUI	Dallara	GP2	Mecachrome 4.0 V8	FORMULA	10º	9	7	2'01.469	17"500	0"297	173.140	
14	136	De Boer Manx	Henk de Boer	NED	Dallara	GP2	Mecachrome 4.0 V8	FORMULA	11º	7	6	2'01.858	17"889	0"389	172.588	
15	430	Jenzer Motorsport	Martin Kindler	SUI	Dallara	World Series by Nissan	AER 3.0 V6	FORMULA	12º	6	4	2'02.948	18"979	1"090	171.058	
16	127	Griffith's	Bruno Navarrete	FRA	Dallara	GP2	Mecachrome 4.0 V8	FORMULA	13º	8	5	2'03.009	19"040	0"061	170.973	
17	411	Becker Motorsport	Karl-Heinz Becker	GER	Dallara	World Series by Nissan	AER 2.0 R4T	FORMULA	14º	2	2	2'10.207	26"238	7"198	161.521	
18	14	Griffith's	Patrick D'Aubreby	FRA	AGS	JH23	F1	Cosworth 3.0 V8	OPEN	4º	7	5	2'12.894	28"925	2"687	158.255

Published at:.....

Track Status **DRY**

<b>Stewards:</b> 	<b>Race Director:</b> 	<b>Timekeeper:</b> 
----------------------	---------------------------	---



**Circuit Paul Ricard**  
**BOSS GP 2017**  
**Qualifying - 1**

**LAP ANALYSIS**

10/06/2017

Number	1			11			14			26			101		
Lap	Lap Time	Partial	Speed	Lap Time	Partial	Speed	Lap Time	Partial	Speed	Lap Time	Partial	Speed	Lap Time	Partial	Speed
1 <sup>a</sup> - 1	0'29.812	0'29.812	305.949	0'30.763	0'30.763	292.683	0'41.380	0'41.380	206.107	0'32.458	0'32.458	299.169	0'35.613	0'35.613	259.616
1 <sup>a</sup> - 2	1'00.290	0'30.478		1'03.094	0'32.331		1'22.485	0'41.105		1'05.570	0'33.112		1'11.252	0'35.639	
1 <sup>a</sup> - 3	1'43.969	0'43.679		1'48.308	0'45.214		2'19.317	0'56.832		1'54.722	0'49.152		2'01.839	0'50.587	
2 <sup>a</sup> - 1	0'30.009	0'30.009	305.949	0'30.829	0'30.829	290.323	0'39.454	0'39.454	219.067	0'32.331	0'32.331	300.001	0'35.672	0'35.672	264.059
2 <sup>a</sup> - 2	1'00.555	0'30.546		1'03.177	0'32.348		1'19.139	0'39.685					1'11.948	0'36.276	
2 <sup>a</sup> - 3	1'44.274	0'43.719		1'49.043	0'45.866		2'16.358	0'57.219					2'02.108	0'50.160	
3 <sup>a</sup> - 1	0'29.846	0'29.846	305.950	0'30.849	0'30.849	295.082	0'38.728	0'38.728	227.849				0'34.396	0'34.396	262.774
3 <sup>a</sup> - 2	1'02.164	0'32.318		1'04.466	0'33.617		1'18.506	0'39.778					1'09.569	0'35.173	
3 <sup>a</sup> - 3	1'51.801	0'49.637		2'06.914	1'02.448	PIT	2'13.742	0'55.236					2'00.365	0'50.796	
4 <sup>a</sup> - 1	0'43.524	0'43.524	133.996				0'37.957	0'37.957	231.264				0'34.366	0'34.366	264.059
4 <sup>a</sup> - 2	1'24.543	0'41.019					1'17.510	0'39.553					1'09.442	0'35.076	
4 <sup>a</sup> - 3	2'26.514	1'01.971	PIT				2'12.894	0'55.384					1'59.733	0'50.291	
5 <sup>a</sup> - 1							0'39.627	0'39.627	191.490				0'34.307	0'34.307	266.667
5 <sup>a</sup> - 2							1'19.053	0'39.426					1'08.943	0'34.636	
5 <sup>a</sup> - 3							2'13.810	0'54.757					1'58.974	0'50.031	
6 <sup>a</sup> - 1							0'37.455	0'37.455	237.886				0'34.043	0'34.043	265.357
6 <sup>a</sup> - 2							1'17.301	0'39.846					1'09.426	0'35.383	
6 <sup>a</sup> - 3							2'30.700	1'13.399	PIT				1'59.196	0'49.770	
7 <sup>a</sup> - 1													0'33.716	0'33.716	264.706
7 <sup>a</sup> - 2													1'08.617	0'34.901	
7 <sup>a</sup> - 3															
8 <sup>a</sup> - 1															
8 <sup>a</sup> - 2															
8 <sup>a</sup> - 3															

Ideal Lap	
0'29.812	0'29.812
1'00.290	0'30.478
1'43.969	0'43.679

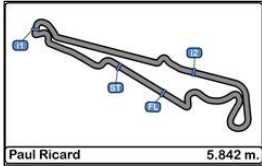
Ideal Lap	
0'30.763	0'30.763
1'03.094	0'32.331
1'48.308	0'45.214

Ideal Lap	
0'37.455	0'37.455
1'16.881	0'39.426
2'11.638	0'54.757

Ideal Lap	
0'32.331	0'32.331
1'05.443	0'33.112
1'54.595	0'49.152

Ideal Lap	
0'33.716	0'33.716
1'08.352	0'34.636
1'58.122	0'49.770

Ideal Best Lap	
0'29.812	0'29.812
1'00.290	0'30.478
1'43.969	0'43.679



**Circuit Paul Ricard**  
**BOSS GP 2017**  
**Qualifying - 1**

**LAP ANALYSIS**

10/06/2017

Number	105			115			127			136			150			
	Lap	Lap Time	Partial	Speed	Lap Time	Partial	Speed	Lap Time	Partial	Speed	Lap Time	Partial	Speed	Lap Time	Partial	Speed
1 <sup>a</sup> - 1	0'39.433	0'39.433		236.843	0'32.194	0'32.194	258.993	0'36.649	0'36.649	273.418	0'35.833	0'35.833	264.706	0'34.733	0'34.733	273.418
1 <sup>a</sup> - 2	1'26.666	0'47.233			1'06.397	0'34.203		1'13.912	0'37.263		1'12.733	0'36.900		1'12.190	0'37.457	
1 <sup>a</sup> - 3	2'23.203	0'56.537			1'53.896	0'47.499		2'14.702	1'00.790		2'04.094	0'51.361		2'04.628	0'52.438	
2 <sup>a</sup> - 1	0'34.704	0'34.704		274.810	0'32.402	0'32.402	258.993	0'35.856	0'35.856	274.112	0'35.506	0'35.506	266.010	0'33.186	0'33.186	275.511
2 <sup>a</sup> - 2	1'09.610	0'34.906			1'10.145	0'37.743		1'11.825	0'35.969		1'11.839	0'36.333		1'09.367	0'36.181	
2 <sup>a</sup> - 3	2'01.426	0'51.816			2'02.638	0'52.493		2'04.504	0'52.679		2'03.548	0'51.709		1'59.544	0'50.177	
3 <sup>a</sup> - 1	0'33.973	0'33.973		276.215	0'34.540	0'34.540	258.993	0'35.279	0'35.279	274.810	0'35.138	0'35.138	267.327	0'33.152	0'33.152	272.728
3 <sup>a</sup> - 2	1'08.925	0'34.952			1'22.565	0'48.025		1'11.081	0'35.802		1'11.309	0'36.171		1'12.213	0'39.061	
3 <sup>a</sup> - 3	2'00.560	0'51.635			2'36.670	1'14.105	PIT	2'03.699	0'52.618		2'03.374	0'52.065		2'22.230	1'10.017	PIT
4 <sup>a</sup> - 1	0'34.255	0'34.255		276.215				0'34.940	0'34.940	275.511	0'35.251	0'35.251	266.010			
4 <sup>a</sup> - 2	1'09.435	0'35.180						1'11.256	0'36.316		1'11.127	0'35.876				
4 <sup>a</sup> - 3	1'59.821	0'50.386						2'03.009	0'51.753		2'02.696	0'51.569				
5 <sup>a</sup> - 1	0'34.311	0'34.311		274.810				0'35.628	0'35.628	276.924	0'35.028	0'35.028	266.667			
5 <sup>a</sup> - 2	1'09.421	0'35.110						1'11.536	0'35.908		1'11.047	0'36.019				
5 <sup>a</sup> - 3	2'00.489	0'51.068						2'03.523	0'51.987		2'01.858	0'50.811				
6 <sup>a</sup> - 1	0'34.308	0'34.308		274.112				0'35.399	0'35.399	275.511	0'39.277	0'39.277	265.357			
6 <sup>a</sup> - 2	1'09.640	0'35.332						1'11.616	0'36.217		1'17.798	0'38.521				
6 <sup>a</sup> - 3	2'00.240	0'50.600						2'04.044	0'52.428		2'30.169	1'12.371	PIT			
7 <sup>a</sup> - 1	0'33.768	0'33.768		277.636				0'34.935	0'34.935	274.810						
7 <sup>a</sup> - 2	1'24.174	0'50.406						1'11.216	0'36.281							
7 <sup>a</sup> - 3	2'44.143	1'19.969		PIT				2'23.261	1'12.045	PIT						
8 <sup>a</sup> - 1																
8 <sup>a</sup> - 2																
8 <sup>a</sup> - 3																

Ideal Lap	
0'33.768	0'33.768
1'08.674	0'34.906
1'59.060	0'50.386

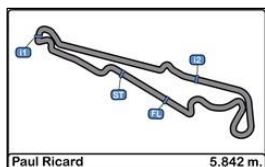
Ideal Lap	
0'32.194	0'32.194
1'06.397	0'34.203
1'53.896	0'47.499

Ideal Lap	
0'34.935	0'34.935
1'10.737	0'35.802
2'02.490	0'51.753

Ideal Lap	
0'35.028	0'35.028
1'10.904	0'35.876
2'01.715	0'50.811

Ideal Lap	
0'33.152	0'33.152
1'09.333	0'36.181
1'59.510	0'50.177

Ideal Best Lap	
0'29.812	0'29.812
1'00.290	0'30.478
1'43.969	0'43.679



**Circuit Paul Ricard**  
**BOSS GP 2017**  
**Qualifying - 1**

**LAP ANALYSIS**

10/06/2017

Number	222			323			411			430			444		
	Lap	Lap Time	Partial	Speed	Lap Time	Partial	Speed	Lap Time	Partial	Speed	Lap Time	Partial	Speed	Lap Time	Partial
1 <sup>a</sup> - 1	0'39.750	0'39.750	211.351	0'36.474	0'36.474	232.759	0'37.174	0'37.174	258.374	0'36.309	0'36.309	245.455	0'31.096	0'31.096	281.250
1 <sup>a</sup> - 2	1'21.018	0'41.268		1'13.468	0'36.994		1'16.514	0'39.340		1'13.157	0'36.848		1'03.896	0'32.800	
1 <sup>a</sup> - 3	2'20.426	0'59.408		2'03.707	0'50.239		2'10.207	0'53.693		2'04.714	0'51.557		1'49.560	0'45.664	
2 <sup>a</sup> - 1	0'36.108	0'36.108	264.059	0'34.316	0'34.316	270.677			260.241	0'35.428	0'35.428	249.423	0'30.995	0'30.995	279.793
2 <sup>a</sup> - 2	1'13.156	0'37.048		1'09.286	0'34.970					1'12.173	0'36.745		1'04.083	0'33.088	
2 <sup>a</sup> - 3	2'05.674	0'52.518		1'59.929	0'50.643					2'03.540	0'51.367		1'49.597	0'45.514	
3 <sup>a</sup> - 1	0'34.990	0'34.990	265.357	0'35.535	0'35.535	272.041				0'34.904	0'34.904	249.423	0'30.994	0'30.994	280.520
3 <sup>a</sup> - 2	1'10.563	0'35.573		1'17.252	0'41.717					1'11.614	0'36.710				
3 <sup>a</sup> - 3	2'01.968	0'51.405		2'08.243	0'50.991					2'02.948	0'51.334				
4 <sup>a</sup> - 1	0'34.918	0'34.918	264.706	0'33.973	0'33.973	270.677				0'38.895	0'38.895	247.707			
4 <sup>a</sup> - 2	1'10.205	0'35.287		1'09.095	0'35.122					1'21.503	0'42.608				
4 <sup>a</sup> - 3	2'01.172	0'50.967		1'58.302	0'49.207					2'24.265	1'02.762				
5 <sup>a</sup> - 1	0'42.625	0'42.625	184.932	0'37.584	0'37.584	272.041				0'35.587	0'35.587	250.581			
5 <sup>a</sup> - 2	1'29.625	0'47.000		1'19.057	0'41.473					1'12.615	0'37.028				
5 <sup>a</sup> - 3	3'00.645	1'31.020	PIT	2'28.792	1'09.735	PIT				2'19.902	1'07.287	PIT			
6 <sup>a</sup> - 1															
6 <sup>a</sup> - 2															
6 <sup>a</sup> - 3															
7 <sup>a</sup> - 1															
7 <sup>a</sup> - 2															
7 <sup>a</sup> - 3															
8 <sup>a</sup> - 1															
8 <sup>a</sup> - 2															
8 <sup>a</sup> - 3															

Ideal Lap	
0'34.918	0'34.918
1'10.205	0'35.287
2'01.172	0'50.967

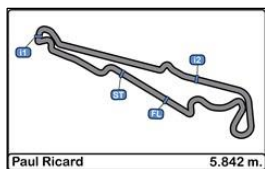
Ideal Lap	
0'33.973	0'33.973
1'08.943	0'34.970
1'58.150	0'49.207

Ideal Lap	
0'37.174	0'37.174
1'16.514	0'39.340
2'10.207	0'53.693

Ideal Lap	
0'34.904	0'34.904
1'11.614	0'36.710
2'02.948	0'51.334

Ideal Lap	
0'30.994	0'30.994
1'03.794	0'32.800
1'49.308	0'45.514

Ideal Best Lap	
0'29.812	0'29.812
1'00.290	0'30.478
1'43.969	0'43.679



**Circuit Paul Ricard**  
**BOSS GP 2017**  
**Qualifying - 1**

**LAP ANALYSIS**

10/06/2017

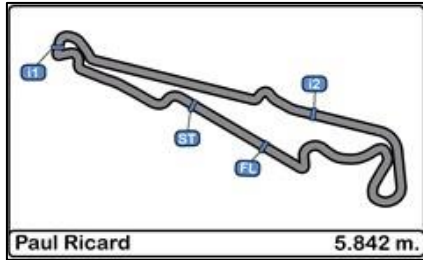
Number	555			888			999		
	Lap Time	Partial	Speed	Lap Time	Partial	Speed	Lap Time	Partial	Speed
1 <sup>a</sup> - 1	0'36.410	0'36.410	252.928	0'32.798	0'32.798		0'33.724	0'33.724	272.728
1 <sup>a</sup> - 2	1'12.525	0'36.115		1'06.643	0'33.845		1'08.814	0'35.090	
1 <sup>a</sup> - 3	2'03.933	0'51.408		1'54.568	0'47.925		1'57.823	0'49.009	
2 <sup>a</sup> - 1	0'35.800	0'35.800	266.667	0'32.161	0'32.161	274.112	0'33.894	0'33.894	270.000
2 <sup>a</sup> - 2	1'11.381	0'35.581		1'05.710	0'33.549		1'08.492	0'34.598	
2 <sup>a</sup> - 3	2'03.131	0'51.750		1'53.620	0'47.910		1'57.809	0'49.317	
3 <sup>a</sup> - 1	0'35.433	0'35.433	267.990	0'32.509	0'32.509		0'33.618	0'33.618	269.327
3 <sup>a</sup> - 2	1'11.549	0'36.116		1'10.353	0'37.844		1'09.842	0'36.224	
3 <sup>a</sup> - 3	2'03.116	0'51.567		2'17.132	1'06.779	PIT	2'11.577	1'01.735	PIT
4 <sup>a</sup> - 1	0'34.863	0'34.863	268.657						
4 <sup>a</sup> - 2	1'11.984	0'37.121							
4 <sup>a</sup> - 3	2'03.570	0'51.586							
5 <sup>a</sup> - 1	0'35.239	0'35.239	262.774						
5 <sup>a</sup> - 2	1'11.342	0'36.103							
5 <sup>a</sup> - 3	2'02.915	0'51.573							
6 <sup>a</sup> - 1	0'34.679	0'34.679	266.667						
6 <sup>a</sup> - 2	1'10.672	0'35.993							
6 <sup>a</sup> - 3	2'01.469	0'50.797							
7 <sup>a</sup> - 1	0'34.660	0'34.660	267.327						
7 <sup>a</sup> - 2	1'10.481	0'35.821							
7 <sup>a</sup> - 3	2'02.989	0'52.508							
8 <sup>a</sup> - 1	0'49.547	0'49.547	143.237						
8 <sup>a</sup> - 2	1'40.823	0'51.276							
8 <sup>a</sup> - 3	3'09.370	1'28.547	PIT						

Ideal Lap	
0'34.660	0'34.660
1'10.241	0'35.581
2'01.038	0'50.797

Ideal Lap	
0'32.161	0'32.161
1'05.710	0'33.549
1'53.620	0'47.910

Ideal Lap	
0'33.618	0'33.618
1'08.216	0'34.598
1'57.225	0'49.009

Ideal Best Lap	
0'29.812	0'29.812
1'00.290	0'30.478
1'43.969	0'43.679



## Circuit Paul Ricard

### BOSS GP 2017

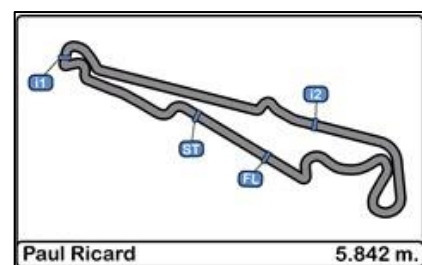
### Qualifying - 1

### Best Sectors Results

10/06/2017

Sector - 1				Sector - 2				Sector - 3				Ideal Lap vs Best Lap			
Ord.	Nº	Driver	Time	Nº	Driver	Time	Nº	Driver	Time	Ord.	Nº	Driver	Ideal Lap	Best Lap	Ord.
1	1	Ingo Gerstl	29.812	1	Ingo Gerstl	30.478	1	Ingo Gerstl	43.679	1	1	Ingo Gerstl	1'43.969	1'43.969	1
2	11	Rinus van Kalmthout	30.763	11	Rinus van Kalmthout	32.331	11	Rinus van Kalmthout	45.214	2	11	Rinus van Kalmthout	1'48.308	1'48.308	2
3	444	Johann Ledermais	30.994	444	Johann Ledermais	32.800	444	Johann Ledermais	45.514	3	444	Johann Ledermais	1'49.308	1'49.560	3
4	888	Florian Schnitzenbaumer	32.161	26	Wolfgang Jaksch	33.112	115	Mahaveer Raghunathan	47.499	4	888	Florian Schnitzenbaumer	1'53.620	1'53.620	4
5	115	Mahaveer Raghunathan	32.194	888	Florian Schnitzenbaumer	33.549	888	Florian Schnitzenbaumer	47.910	5	115	Mahaveer Raghunathan	1'53.896	1'53.896	5
6	26	Wolfgang Jaksch	32.331	115	Mahaveer Raghunathan	34.203	999	Salvatore De Plano	49.009	6	26	Wolfgang Jaksch	1'54.595	1'54.722	6
7	150	David Moretti	33.152	999	Salvatore De Plano	34.598	26	Wolfgang Jaksch	49.152	7	999	Salvatore De Plano	1'57.225	1'57.809	7
8	999	Salvatore De Plano	33.618	101	Peter Göllner	34.636	323	Armando Mangini	49.207	8	101	Peter Göllner	1'58.122	1'58.974	9
9	101	Peter Göllner	33.716	105	Wolfgang Jordan	34.906	101	Peter Göllner	49.770	9	323	Armando Mangini	1'58.150	1'58.302	8
10	105	Wolfgang Jordan	33.768	323	Armando Mangini	34.970	150	David Moretti	50.177	10	105	Wolfgang Jordan	1'59.060	1'59.821	11
11	323	Armando Mangini	33.973	222	Veronika Cicha	35.287	105	Wolfgang Jordan	50.386	11	150	David Moretti	1'59.510	1'59.544	10
12	555	Christian Eicke	34.660	555	Christian Eicke	35.581	555	Christian Eicke	50.797	12	555	Christian Eicke	2'01.038	2'01.469	13
13	430	Martin Kindler	34.904	127	Bruno Navarrete	35.802	136	Henk de Boer	50.811	13	222	Veronika Cicha	2'01.172	2'01.172	12
14	222	Veronika Cicha	34.918	136	Henk de Boer	35.876	222	Veronika Cicha	50.967	14	136	Henk de Boer	2'01.715	2'01.858	14
15	127	Bruno Navarrete	34.935	150	David Moretti	36.181	430	Martin Kindler	51.334	15	127	Bruno Navarrete	2'02.490	2'03.009	16
16	136	Henk de Boer	35.028	430	Martin Kindler	36.710	127	Bruno Navarrete	51.753	16	430	Martin Kindler	2'02.948	2'02.948	15
17	411	Karl-Heinz Becker	37.174	411	Karl-Heinz Becker	39.340	411	Karl-Heinz Becker	53.693	17	411	Karl-Heinz Becker	2'10.207	2'10.207	17
18	14	Patrick D'Aubreby	37.455	14	Patrick D'Aubreby	39.426	14	Patrick D'Aubreby	54.757	18	14	Patrick D'Aubreby	2'11.638	2'12.894	18





## Circuit Paul Ricard

### BOSS GP 2017

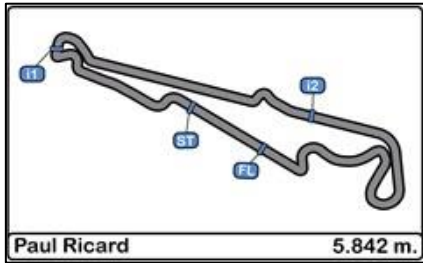
#### Qualifying - 1

#### Best Top Speeds

10/06/2017

Ord.	Nº	Team	Driver	Nat.	Make	Type	Engine	Class	Cla.	Top 1		Top 2		Top 3		Top 4		Top 5		Avg.
										Km/h	Lap	Km/h	Lap	Km/h	Lap	Km/h	Lap	Km/h	Lap	
1	1	Top Speed	Ingo Gerstl	AUT	Toro Rosso STR1	F1	Cosworth 3.0 V10	OPEN	1º	305.949	4	305.949	2	305.949	3	133.995	5	116.631	1	233.694
2	26	F Xtreme Racing Team	Wolfgang Jaksch	GER	Super Aguri SA06	F1	Cosworth 3.0 V10	OPEN	2º	300.000	3	299.169	2	150.209	1					249.793
3	11	Mansell Motorsport	Rinus van Kalmthout	NED	Dallara	GP2 Evo	Judd 4.0 V8	OPEN	3º	295.082	4	292.683	2	290.323	3	106.299	1			246.097
4	444	Ledermair Motorsport	Johann Ledermair	AUT	Dallara	GP2	Mecachrome 4.0 V8	FORMULA	1º	281.250	2	280.519	4	279.793	3	89.701	1			232.816
5	105	H&A Racing	Wolfgang Jordan	GER	Dallara	GP2	Mecachrome 4.0 V8	FORMULA	2º	277.635	8	276.215	4	276.215	5	274.809	3	274.809	6	275.937
6	127	Griffith's	Bruno Navarrete	FRA	Dallara	GP2	Mecachrome 4.0 V8	FORMULA	3º	276.923	6	275.510	5	275.510	7	274.809	4	274.809	8	275.512
7	150	Griffith's	David Moretti	FRA	Dallara	GP2	Mecachrome 4.0 V8	FORMULA	4º	275.510	3	273.418	2	272.727	4	102.079	1			230.934
8	888	Top Speed	Florian Schnitzenbaumer	GER	Dallara	GP2	Mecachrome 4.0 V8	FORMULA	5º	274.112	3									274.112
9	999	MM International Motorsport	Salvatore De Plano	ITA	Dallara	GP2	Mecachrome 4.0 V8	FORMULA	6º	272.727	2	270.000	3	269.327	4	109.756	1			230.452
10	323	MM International Motorsport	Armando Mangini	ITA	Dallara	GP2	Mecachrome 4.0 V8	FORMULA	7º	272.040	6	272.040	4	270.677	3	270.677	5	232.759	2	263.639
11	555	Speed Center	Christian Eicke	SUI	Dallara	GP2	Mecachrome 4.0 V8	FORMULA	8º	268.657	5	267.990	4	267.327	8	266.667	3	266.667	7	267.461
12	136	De Boer Manx	Henk de Boer	NED	Dallara	GP2	Mecachrome 4.0 V8	FORMULA	9º	267.327	4	266.667	6	266.010	3	266.010	5	265.356	7	266.274
13	101	Speed Center	Peter Göllner	SUI	Dallara	GP2	Mecachrome 4.0 V8	FORMULA	10º	266.667	6	265.356	7	264.706	8	264.059	5	264.059	3	264.969
14	222	H&A Racing	Veronika Cicha	CZE	Dallara	GP2	Mecachrome 4.0 V8	FORMULA	11º	265.356	4	264.706	5	264.059	3	211.350	2	184.932	6	238.081
15	411	Becker Motorsport	Karl-Heinz Becker	GER	Dallara	World Series by Nissan	AER 2.0 R4T	FORMULA	12º	260.241	3	258.373	2	106.825	1					208.480
16	115	PS Racing by Coloni Motorsport	Mahaveer Raghunathan	IND	Lola	Auto GP	Gibson Tech 3.4 V8	FORMULA	13º	258.993	4	258.993	2	258.993	3	168.224	1			236.301
17	430	Jenzer Motorsport	Martin Kindler	SUI	Dallara	World Series by Nissan	AER 3.0 V6	FORMULA	14º	250.580	6	249.423	3	249.423	4	247.706	5	245.455	2	248.517
18	14	Griffith's	Patrick D'Aubreby	FRA	AGS JH23	F1	Cosworth 3.0 V8	OPEN	4º	237.885	7	231.263	5	227.848	4	219.067	3	206.107	2	224.434





## Circuit Paul Ricard

### BOSS GP 2017

### Qualifying - 1

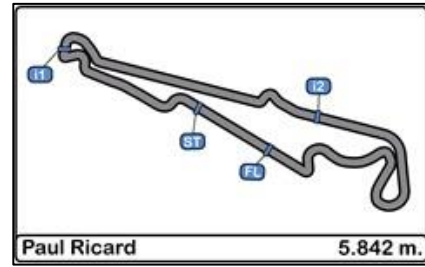
### Fastest Lap Sequence

10/06/2017

<u>Time of Day</u>	<u>Session Time</u>	<u>Nº</u>	<u>Team</u>	<u>Driver</u>	<u>Nat.</u>	<u>Make</u>	<u>Type</u>	<u>Engine</u>	<u>Class</u>	<u>Time</u>	<u>Km/h</u>	<u>Lap</u>
9:33'53.805	3'46.298	1	Top Speed	Ingo Gerstl	AUT	Toro Rosso STR1	F1	Cosworth 3.0 V10	OPEN	1'43.969	202.283	2





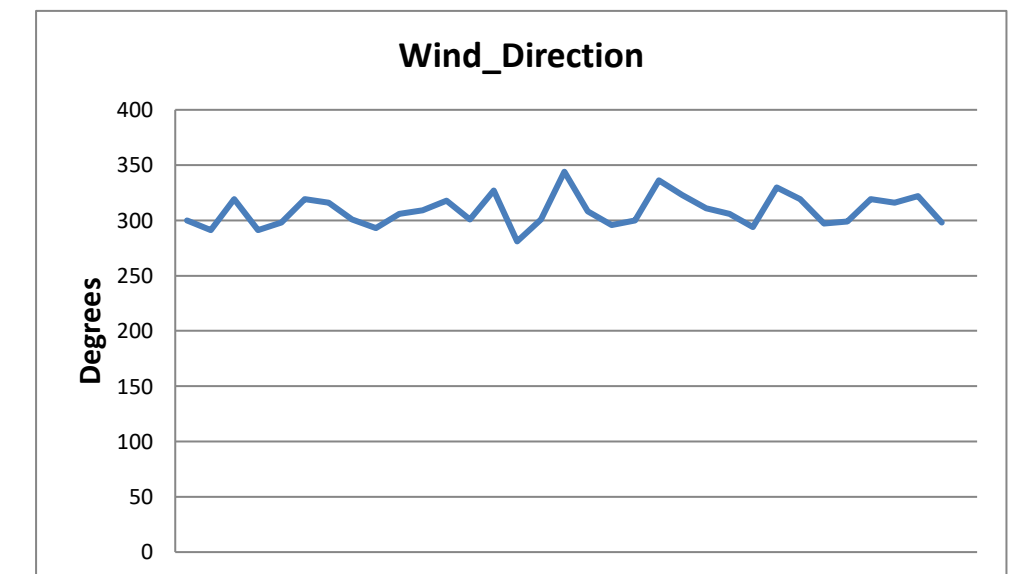
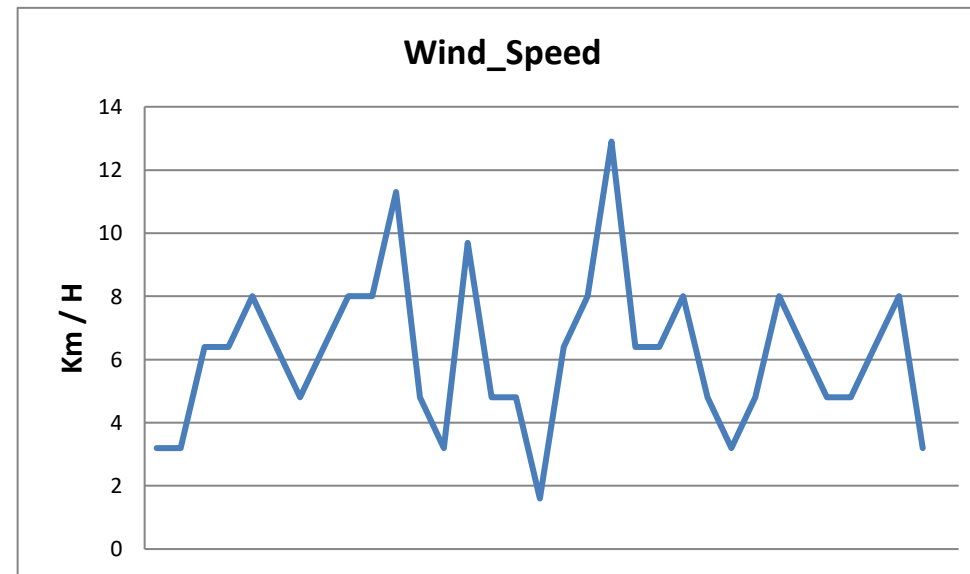
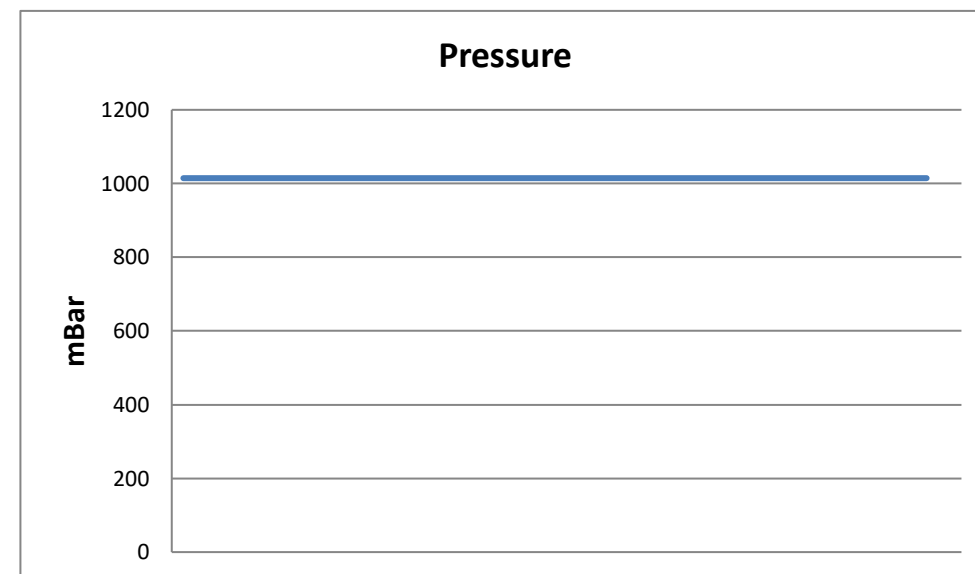
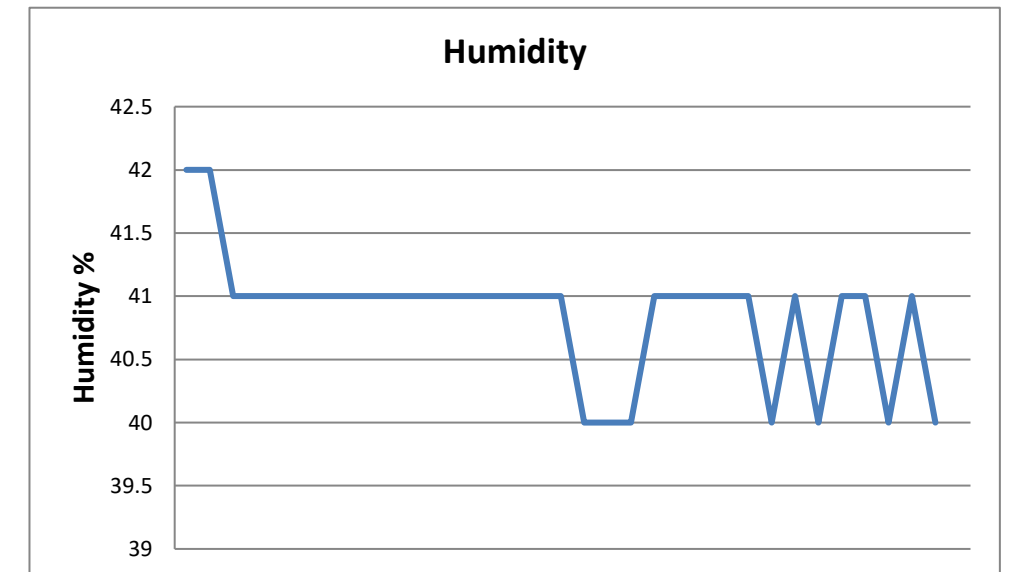
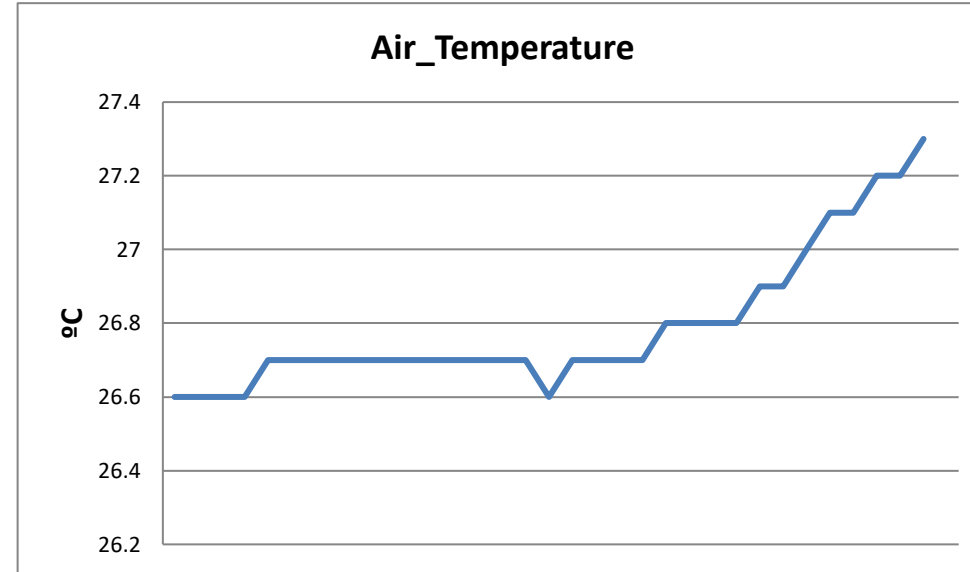
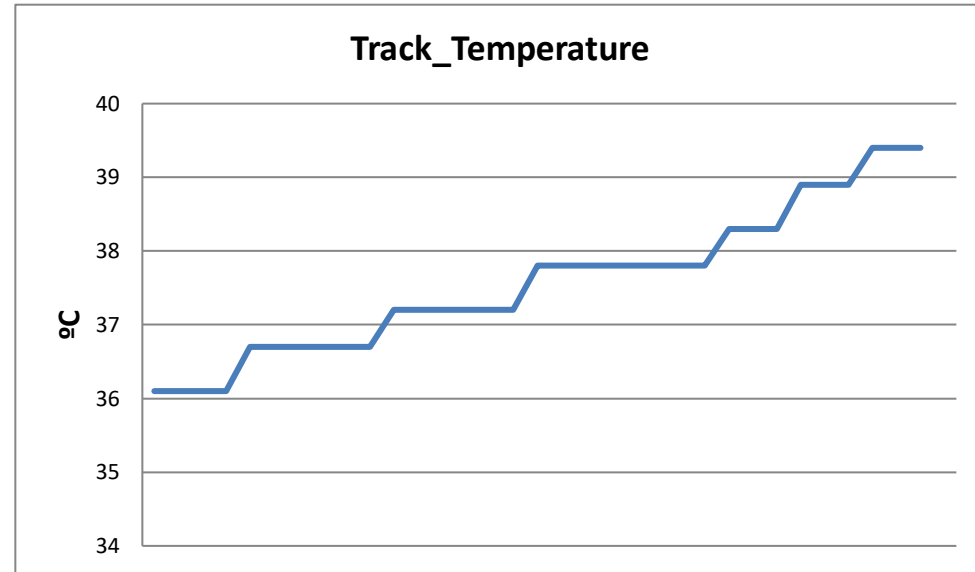


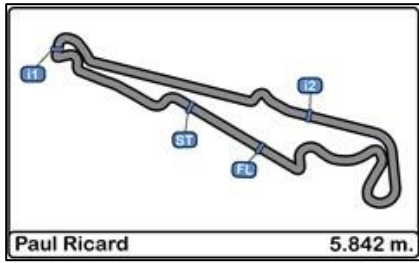
**Circuit Paul Ricard**  
**BOSS GP 2017**  
**Qualifying - 1**

**Weather Report**

10/06/2017

Track Status DRY





**Circuit Paul Ricard**  
**BOSS GP 2017**  
**RACE - 1**

**Starting Grid**

10/06/2017

<u>Num.</u>	<u>Driver</u>	<u>Time</u>	<u>Row</u>	<u>Num.</u>	<u>Driver</u>	<u>Time</u>
			..... 9 .....			
<b>14</b>	Patrick D'Aubreby	2'12.894		<b>411</b>	Karl-Heinz Becker	2'10.207
			..... 8 .....			
<b>127</b>	Bruno Navarrete	2'03.009		<b>430</b>	Martin Kindler	2'02.948
			..... 7 .....			
<b>136</b>	Henk de Boer	2'01.858		<b>555</b>	Christian Eicke	2'01.469
			..... 6 .....			
<b>222</b>	Veronika Cicha	2'01.172		<b>105</b>	Wolfgang Jordan	1'59.821
			..... 5 .....			
<b>150</b>	David Moretti	1'59.544		<b>101</b>	Peter Göllner	1'58.974
			..... 4 .....			
<b>323</b>	Armando Mangini	1'58.302		<b>999</b>	Salvatore De Plano	1'57.809
			..... 3 .....			
<b>26</b>	Wolfgang Jaksch	1'54.722		<b>115</b>	Mahaveer Raghunathan	1'53.896
			..... 2 .....			
<b>888</b>	Florian Schnitzenbaumer	1'53.620		<b>444</b>	Johann Ledermais	1'49.560
			..... 1 .....			
<b>11</b>	Rinus van Kalmthout	1'48.308		<b>1</b>	Ingo Gerstl	1'43.969



Published at:.....

<b>Stewards:</b>	<b>Race Director:</b>	<b>Timekeeper:</b> 
------------------	-----------------------	---