

Circuit Paul Ricard
SUPERTOURISME & MITJET 2L
Qualifying - 2

Results

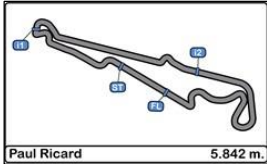
10/06/2017

Ord.	N°	Entrant	Driver	Nat.	Driver Am	Nat.	Team	Catégorie	Cl.	Class	Cl.	Laps	Best	Time	Gap	Interval	Km/h	
1	92	Ronald BASSO	BASSO RONALD	FR			VIP CHALLENGE	ST	1°	PRO	1°	6	4	2'16.397			154.191	
2	12	Alexandre GUESDON	GUESDON ALEXANDRE	FR			GENERATION STUNT	ST	2°	PRO	2°	5	2	2'16.448	0"051	0"051	154.133	
3	24	Sebastien SEVEAU	SEVEAU SEBASTIEN	FR			GENERATION STUNT	ST	3°	PRO	3°	4	2	2'16.464	0"067	0"016	154.115	
4	25	Romain CARTON	CARTON ROMAIN	FR			GPC	ST	4°	PRO	4°	5	2	2'16.716	0"319	0"252	153.831	
5	46	Berlié CLEMENT	BERLIE CLEMENT	FR			VIP CHALLENGE	ST	5°	PRO	5°	4	2	2'16.745	0"348	0"029	153.799	
6	70	Nicolas FERRER	FERRER NICOLAS	FR			EXIGENCE RACING	ST	6°	AM	1°	5	2	2'17.071	0"674	0"326	153.433	
7	7	Frederic PIGASSOU	PIGASSOU FREDERIC	FR			GENERATION STUNT	ST	7°	AM	2°	5	2	2'17.095	0"698	0"024	153.406	
8	23	Laurent RICHARD	RICHARD LAURENT	FR			MV2S	ST	8°	AM	3°	4	2	2'17.279	0"882	0"184	153.200	
9	33	Elie DUBELLY	DUBELLY ELIE	FR			NO LIMIT	ST	9°	AM	4°	5	4	2'19.474	3"077	2"195	150.789	
10	74	CHRISTIAN BLUGEON	CHRISTIAN BLUGEON	FR			GPC	ST	10°	AM	5°	4	2	2'20.281	3"884	0"807	149.922	
11	14	Alex MARCHOIS	MARCHOIS ALEX	FR	MARCHOIS FRANCK	FR	MV2S/FAL RACING	ST	11°	PRO/AM	1°	5	4	2'20.911	4"514	0"630	149.252	
12	8	Thierry MALHOMME	MALHOMME THIERRY	FR			NAUTIC SPORT	ST	12°	AM	6°	3	2	2'22.471	6"074	1"560	147.617	
13	117	ISAAKYAN NERSES	ISAAKYAN NERSES	RU			ARCTIC ENERGY	M2L	1°	PRO	6°	3	3	2'30.893	14"496	8"422	139.378	
14	174	Victor BLUGEON	BLUGEON VICTOR	FR			GPC	M2L	2°	AM	7°	5	5	2'31.097	14"700	0"204	139.190	
15	84	Loïc Dupont	DUPONT LOIC	FR			GLF RACING	M2L	3°	AM	8°	6	2	2'33.439	17"042	2"342	137.066	
16	81	LAVERGNE FABIEN	FABIEN LAVERGNE	FR	RODRIGUES JONAS	FR	MV2S	M2L	4°	PRO/AM	2°	3	2	2'33.529	17"132	0"090	136.985	
17	83	Régis FICHAN	FICHAN REGIS	FR			GLF RACING	M2L	5°	AM	9°	5	3	2'33.868	17"471	0"339	136.683	
18	76	REVOL LUDOVIC	REVOL LUDOVIC				GO FAST	M2L	6°	AM	10°	6	3	2'33.974	17"577	0"106	136.589	
19	125	Bruno CHAUDET	CHAUDET BRUNO	FR			TM EVOLUTION	M2L	7°	PRO/AM	3°	5	2	2'34.952	18"555	0"978	135.727	
20	919	Benoît LISON	LISON BENOIT	FR	JOLLIVE WILLY	FR	OMEGA RACING	M2L	8°	PRO/AM	4°	6	5	2'35.248	18"851	0"296	135.468	
21	6	ZANONI GERARD	ZANONI GERARD	FR			GLF RACING	M2L	9°	AM	11°	6	2	2'35.467	19"070	0"219	135.278	
22	71	Pierre Pallot	PIERRE PALLOT	FR			MV2S	M2L	10°	AM	12°	6	5	2'35.871	19"474	0"404	134.927	
23	5	PATRICK DELEFLIE	DELEFLIE PATRICK	FR	CRIGENT EMMANUEL	FR	LIBERTY CAR	M2L	11°	PRO/AM	5°	5	3	2'35.925	19"528	0"054	134.880	
24	666	Stéphane LOUARD	LOUARD STEPHANE	FR			MV2S	M2L	12°	AM	13°	6	2	2'36.249	19"852	0"324	134.601	
25	57	Etienne CATTEAU	CATTEAU ETIENNE	FR			NAUTIC	M2L	13°	AM	14°	5	2	2'36.275	19"878	0"026	134.578	
26	3	GAYER BEN	GAYER BEN	FR	KOVACIC JOFFREY		VIP CHALLENGE	M2L	14°	PRO/AM	6°	4	3	2'36.447	20"050	0"172	134.430	
Qualifying Time													115%	2'36"857				
27	9	Yvan DUPUIS	DUPUIS YVAN	FR			MV2S	M2L	15°	AM	15°	6	4	2'37.170	20"773	0"723	133.812	
28	87	BERIER JOFFREY	BERIER JOFFREY	FR	VETTORI CLAUDIA	FR	RECTIPARTS	M2L	16°	PRO/AM	7°	2	2	2'37.499	21"102	0"329	133.532	
29	17	EGOROV SERGEI	EGOROV SERGEI	RU			ARCTIC ENERGY	M2L	17°	AM	16°	6	4	2'38.288	21"891	0"789	132.867	
30	55	Bruno COSIN	COSIN BRUNO	FR	LACORTE PIERRE-ALEXIS	FR	POLE POSITION 81	M2L	18°	AM	17°	5	3	2'39.279	22"882	0"991	132.040	
31	15	MORTENSEN FRANK	MOTENSEN SANDER	DK	MORTENSEN FRANK	DK	GLF RACING	M2L	19°	AM	18°	5	4	2'40.741	24"344	1"462	130.839	

Published at:.....

Track Status **DRY**

Stewards:	Race Director:	Timekeeper: 
------------------	-----------------------	---



Circuit Paul Ricard
SUPERTOURISME & MITJET 2L
Qualifying - 2

LAP ANALYSIS

10/06/2017

Number	3			5			6			7			8		
	Lap Time	Partial	Speed	Lap Time	Partial	Speed	Lap Time	Partial	Speed	Lap Time	Partial	Speed	Lap Time	Partial	Speed
1 ^a - 1	0'43.969	0'43.969	186.207	0'43.813	0'43.813	189.807	0'43.955	0'43.955	191.830	0'38.641	0'38.641	214.286	0'39.656	0'39.656	217.304
1 ^a - 2	1'31.580	0'47.611	BEN	1'31.166	0'47.353	PATRICK	1'30.627	0'46.672		1'20.044	0'41.403		1'21.681	0'42.025	
1 ^a - 3	2'37.370	1'05.790		2'36.485	1'05.319		2'35.467	1'04.840		2'17.095	0'57.051		2'22.471	1'00.790	
2 ^a - 1	0'43.634	0'43.634	186.852	0'44.232	0'44.232	189.142	0'43.736	0'43.736	194.245	0'38.510	0'38.510	213.018	0'39.873	0'39.873	212.181
2 ^a - 2	1'30.308	0'46.674	BEN	1'31.149	0'46.917	PATRICK	1'31.158	0'47.422		1'19.871	0'41.361		1'22.202	0'42.329	
2 ^a - 3	2'36.447	1'06.139		2'35.925	1'04.776		2'36.278	1'05.120		2'17.527	0'57.656		2'31.519	1'09.317	PIT
3 ^a - 1	0'47.014	0'47.014		0'43.551	0'43.551	189.474	0'43.557	0'43.557	189.474	0'38.954	0'38.954	215.569			
3 ^a - 2	1'34.638	0'47.624	BEN	1'30.423	0'46.872	PATRICK	1'30.251	0'46.694		1'21.911	0'42.957				
3 ^a - 3	2'44.878	1'10.240		2'36.393	1'05.970		2'36.025	1'05.774		2'22.673	1'00.762				
4 ^a - 1	0'51.239	0'51.239	141.547	0'50.695	0'50.695	143.618	0'44.119	0'44.119	189.807	0'39.776	0'39.776	210.938			
4 ^a - 2	1'48.238	0'56.999	BEN	1'45.634	0'54.939	PATRICK	1'31.535	0'47.416		1'22.743	0'42.967				
4 ^a - 3				3'28.558	1'42.924	PIT	2'37.034	1'05.499		3'51.562	2'28.819	PIT			
5 ^a - 1							0'48.316	0'48.316	154.066						
5 ^a - 2							1'39.469	0'51.153							
5 ^a - 3							3'08.673	1'29.204	PIT						

Ideal Lap	
0'43.634	0'43.634
1'30.308	0'46.674
2'36.098	1'05.790

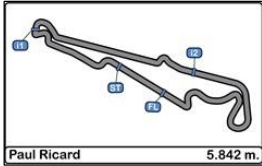
Ideal Lap	
0'43.551	0'43.551
1'30.423	0'46.872
2'35.066	1'04.643

Ideal Lap	
0'43.557	0'43.557
1'30.229	0'46.672
2'35.069	1'04.840

Ideal Lap	
0'38.510	0'38.510
1'19.871	0'41.361
2'16.922	0'57.051

Ideal Lap	
0'39.656	0'39.656
1'21.681	0'42.025
2'22.399	1'00.718

Ideal Best Lap	
0'37.964	0'37.964
1'18.987	0'41.023
2'15.762	0'56.775



Circuit Paul Ricard
SUPERTOURISME & MITJET 2L
Qualifying - 2

LAP ANALYSIS

10/06/2017

Number	9			12			14			15			17		
	Lap Time	Partial	Speed	Lap Time	Partial	Speed	Lap Time	Partial	Speed	Lap Time	Partial	Speed	Lap Time	Partial	Speed
1 ^a - 1	0'43.937	0'43.937	190.813	0'38.275	0'38.275	211.765	0'39.606	0'39.606	217.742	0'46.456	0'46.456	188.812	0'44.735	0'44.735	189.474
1 ^a - 2	1'31.073	0'47.136		1'19.501	0'41.226		1'22.612	0'43.006	ALEX	1'35.158	0'48.702	SANDER	1'32.300	0'47.565	
1 ^a - 3	2'37.258	1'06.185		2'16.448	0'56.947		2'22.985	1'00.373		2'41.028	1'05.870		2'39.073	1'06.773	
2 ^a - 1	0'44.161	0'44.161	191.490	0'38.379	0'38.379	212.181	0'39.989	0'39.989	215.140	0'45.940	0'45.940	190.813	0'45.306	0'45.306	186.852
2 ^a - 2	1'31.450	0'47.289		1'19.738	0'41.359		1'22.326	0'42.337	ALEX	1'33.156	0'47.216	SANDER	1'33.747	0'48.441	
2 ^a - 3	2'37.218	1'05.768		2'19.016	0'59.278		2'21.524	0'59.198		2'49.674	1'16.518		2'40.101	1'06.354	
3 ^a - 1	0'43.643	0'43.643	190.813	0'38.678	0'38.678	211.765	0'39.845	0'39.845	216.868	0'45.275	0'45.275	191.151	0'44.289	0'44.289	188.812
3 ^a - 2	1'31.335	0'47.692		1'22.900	0'44.222		1'22.424	0'42.579	ALEX	1'33.346	0'48.071	SANDER	1'31.189	0'46.900	
3 ^a - 3	2'37.170	1'05.835		2'24.005	1'01.105		2'20.911	0'58.487		2'40.741	1'07.395		2'38.288	1'07.099	
4 ^a - 1	0'43.652	0'43.652	189.807	0'41.930	0'41.930	171.975	0'39.514	0'39.514	215.569	0'54.911	0'54.911	126.761	0'45.173	0'45.173	187.827
4 ^a - 2	1'31.675	0'48.023		1'26.553	0'44.623		1'21.828	0'42.314	ALEX	1'55.692	1'00.781	SANDER	1'32.720	0'47.547	
4 ^a - 3	2'37.489	1'05.814		3'48.886	2'22.333	PIT	2'21.743	0'59.915		3'39.263	1'43.571	PIT	2'38.630	1'05.910	
5 ^a - 1	0'54.809	0'54.809	137.932				0'47.491	0'47.491	133.334				0'47.202	0'47.202	185.249
5 ^a - 2	1'54.748	0'59.939					1'37.573	0'50.082	ALEX				1'37.349	0'50.147	
5 ^a - 3	3'34.924	1'40.176	PIT										3'05.874	1'28.525	PIT

Ideal Lap	
0'43.643	0'43.643
1'30.779	0'47.136
2'36.547	1'05.768

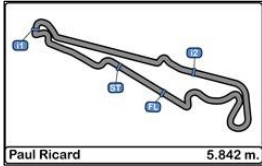
Ideal Lap	
0'38.275	0'38.275
1'19.501	0'41.226
2'16.448	0'56.947

Ideal Lap	
0'39.514	0'39.514
1'21.828	0'42.314
2'20.315	0'58.487

Ideal Lap	
0'45.275	0'45.275
1'32.491	0'47.216
2'38.361	1'05.870

Ideal Lap	
0'44.289	0'44.289
1'31.189	0'46.900
2'37.099	1'05.910

Ideal Best Lap	
0'37.964	0'37.964
1'18.987	0'41.023
2'15.762	0'56.775



Circuit Paul Ricard
SUPERTOURISME & MITJET 2L
Qualifying - 2

LAP ANALYSIS

10/06/2017

Number	23			24			25			33			46		
	Lap Time	Partial	Speed	Lap Time	Partial	Speed	Lap Time	Partial	Speed	Lap Time	Partial	Speed	Lap Time	Partial	Speed
1 ^a - 1	0'38.863	0'38.863	214.286	0'37.964	0'37.964	215.569	0'38.354	0'38.354	216.868	0'39.077	0'39.077	210.938	0'38.621	0'38.621	206.897
1 ^a - 2	1'20.144	0'41.281		1'19.167	0'41.203		1'19.701	0'41.347		1'21.012	0'41.935		1'19.970	0'41.349	
1 ^a - 3	2'17.279	0'57.135		2'16.464	0'57.297		2'16.716	0'57.015		2'19.780	0'58.768		2'16.745	0'56.775	
2 ^a - 1	0'38.341	0'38.341	215.140	0'38.083	0'38.083	214.286	0'38.269	0'38.269	218.624	0'39.985	0'39.985	217.304	0'38.348	0'38.348	208.898
2 ^a - 2	1'19.769	0'41.428		1'19.358	0'41.275		1'19.751	0'41.482		1'21.766	0'41.781		1'19.980	0'41.632	
2 ^a - 3	2'17.415	0'57.646		2'17.053	0'57.695		2'16.813	0'57.062		2'19.653	0'57.887		2'16.841	0'56.861	
3 ^a - 1	0'43.201	0'43.201	177.632	0'39.290	0'39.290	211.351	0'38.434	0'38.434	213.862	0'38.912	0'38.912	212.599	0'38.699	0'38.699	210.938
3 ^a - 2	1'31.367	0'48.166		1'28.131	0'48.841		1'20.314	0'41.880		1'21.759	0'42.847		1'19.951	0'41.252	
3 ^a - 3	2'52.039	1'20.672	PIT	6'07.545	4'39.414	PIT	2'31.774	1'11.460	PIT	2'19.474	0'57.715		8'14.620	6'54.669	PIT
4 ^a - 1							2'29.779	2'29.779	119.867	0'42.563	0'42.563	202.627			
4 ^a - 2							3'29.984	1'00.205		1'31.501	0'48.938				
4 ^a - 3							5'03.642	1'33.658	PIT	2'57.295	1'25.794	PIT			
5 ^a - 1															
5 ^a - 2															
5 ^a - 3															

Ideal Lap	
0'38.341	0'38.341
1'19.622	0'41.281
2'16.757	0'57.135

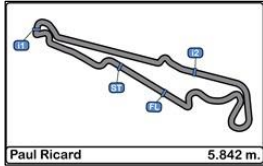
Ideal Lap	
0'37.964	0'37.964
1'19.167	0'41.203
2'16.464	0'57.297

Ideal Lap	
0'38.269	0'38.269
1'19.616	0'41.347
2'16.631	0'57.015

Ideal Lap	
0'38.912	0'38.912
1'20.693	0'41.781
2'18.408	0'57.715

Ideal Lap	
0'38.348	0'38.348
1'19.600	0'41.252
2'16.375	0'56.775

Ideal Best Lap	
0'37.964	0'37.964
1'18.987	0'41.023
2'15.762	0'56.775



Circuit Paul Ricard
SUPERTOURISME & MITJET 2L
Qualifying - 2

LAP ANALYSIS

10/06/2017

Number	55			57			70			71			74		
	Lap Time	Partial	Speed	Lap Time	Partial	Speed	Lap Time	Partial	Speed	Lap Time	Partial	Speed	Lap Time	Partial	Speed
1 ^a - 1	0'46.504	0'46.504	186.207	0'44.146	0'44.146	189.807	0'38.339	0'38.339	213.862	0'45.860	0'45.860	192.171	0'39.704	0'39.704	213.018
1 ^a - 2	1'34.859	0'48.355		1'31.096	0'46.950		1'19.952	0'41.613		1'33.571	0'47.711		1'21.687	0'41.983	
1 ^a - 3	2'40.617	1'05.758		2'36.275	1'05.179		2'17.071	0'57.119		2'38.363	1'04.792		2'20.281	0'58.594	
2 ^a - 1	0'44.717	0'44.717	189.142	0'44.671	0'44.671	192.858	0'38.610	0'38.610	215.569	0'44.304	0'44.304	189.142	0'42.300	0'42.300	216.001
2 ^a - 2	1'31.978	0'47.261		1'32.085	0'47.414		1'19.976	0'41.366		1'31.241	0'46.937		1'24.479	0'42.179	
2 ^a - 3	2'39.279	1'07.301		2'38.916	1'06.831		2'17.981	0'58.005		2'35.921	1'04.680		2'23.079	0'58.600	
3 ^a - 1	1'00.812	1'00.812	186.207	0'46.777	0'46.777	191.490	0'39.688	0'39.688	215.140	0'44.377	0'44.377	189.474	0'39.190	0'39.190	214.286
3 ^a - 2	1'48.745	0'47.933		1'34.432	0'47.655		1'24.729	0'45.041		1'31.556	0'47.179		1'21.023	0'41.833	
3 ^a - 3	2'58.060	1'09.315		2'40.333	1'05.901		2'22.957	0'58.228		2'36.354	1'04.798		2'30.888	1'09.865	PIT
4 ^a - 1	0'50.836	0'50.836	136.192	0'44.505	0'44.505	189.474	0'39.183	0'39.183	215.569	0'43.699	0'43.699	191.830			
4 ^a - 2	1'45.445	0'54.609		1'32.511	0'48.006		1'22.912	0'43.729		1'30.963	0'47.264				
4 ^a - 3	3'28.044	1'42.599	PIT	2'56.644	1'24.133	PIT	2'20.910	0'57.998		2'35.871	1'04.908				
5 ^a - 1							0'38.386	0'38.386	216.001	0'46.281	0'46.281	190.477			
5 ^a - 2							1'19.803	0'41.417		1'40.388	0'54.107				
5 ^a - 3										3'03.934	1'23.546	PIT			

Ideal Lap	
0'44.717	0'44.717
1'31.978	0'47.261
2'37.736	1'05.758

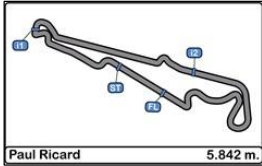
Ideal Lap	
0'44.146	0'44.146
1'31.096	0'46.950
2'36.275	1'05.179

Ideal Lap	
0'38.339	0'38.339
1'19.705	0'41.366
2'16.824	0'57.119

Ideal Lap	
0'43.699	0'43.699
1'30.636	0'46.937
2'35.316	1'04.680

Ideal Lap	
0'39.190	0'39.190
1'21.023	0'41.833
2'19.617	0'58.594

Ideal Best Lap	
0'37.964	0'37.964
1'18.987	0'41.023
2'15.762	0'56.775



Circuit Paul Ricard
SUPERTOURISME & MITJET 2L
Qualifying - 2

LAP ANALYSIS

10/06/2017

Number	76			81			83			84			87		
	Lap Time	Partial	Speed	Lap Time	Partial	Speed	Lap Time	Partial	Speed	Lap Time	Partial	Speed	Lap Time	Partial	Speed
1 ^a - 1	0'42.934	0'42.934	191.151	0'42.913	0'42.913	193.549	0'43.137	0'43.137	194.245	0'42.894	0'42.894	190.813	0'44.502	0'44.502	194.245
1 ^a - 2	1'29.884	0'46.950		1'28.812	0'45.899	LAVERGNE	1'30.041	0'46.904		1'29.125	0'46.231		1'32.097	0'47.595	JOFFREY
1 ^a - 3	2'34.565	1'04.681		2'33.529	1'04.717		2'34.497	1'04.456		2'33.439	1'04.314		2'37.499	1'05.402	
2 ^a - 1	0'43.114	0'43.114	190.813	0'43.238	0'43.238	194.245	0'43.103	0'43.103	192.858	0'48.306	0'48.306	193.203			190.141
2 ^a - 2	1'29.832	0'46.718		1'29.594	0'46.356	LAVERGNE	1'29.749	0'46.646		1'40.629	0'52.323				
2 ^a - 3	2'33.974	1'04.142		2'38.561	1'08.967		2'33.868	1'04.119		2'45.729	1'05.100				
3 ^a - 1	0'43.102	0'43.102	191.151	0'42.917	0'42.917	192.858	1'03.327	1'03.327	191.490	0'43.070	0'43.070	193.896			
3 ^a - 2	1'29.993	0'46.891					1'53.049	0'49.722		1'29.494	0'46.424				
3 ^a - 3	2'34.573	1'04.580					2'59.272	1'06.223		2'39.639	1'10.145				
4 ^a - 1	0'43.440	0'43.440	189.142				0'43.719	0'43.719	190.141	0'43.062	0'43.062	190.477			
4 ^a - 2	1'30.188	0'46.748					1'30.896	0'47.177		1'29.501	0'46.439				
4 ^a - 3	2'34.629	1'04.441					2'49.077	1'18.181	PIT	2'34.577	1'05.076				
5 ^a - 1	0'45.655	0'45.655	186.529							0'50.751	0'50.751	162.163			
5 ^a - 2	1'36.123	0'50.468								1'54.119	1'03.368				
5 ^a - 3	3'03.189	1'27.066	PIT							3'37.315	1'43.196	PIT			

Ideal Lap	
0'42.934	0'42.934
1'29.652	0'46.718
2'33.794	1'04.142

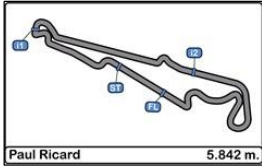
Ideal Lap	
0'42.913	0'42.913
1'28.812	0'45.899
2'33.529	1'04.717

Ideal Lap	
0'43.103	0'43.103
1'29.749	0'46.646
2'33.868	1'04.119

Ideal Lap	
0'42.894	0'42.894
1'29.125	0'46.231
2'33.439	1'04.314

Ideal Lap	
0'44.502	0'44.502
1'32.097	0'47.595
2'37.499	1'05.402

Ideal Best Lap	
0'37.964	0'37.964
1'18.987	0'41.023
2'15.762	0'56.775



Circuit Paul Ricard
SUPERTOURISME & MITJET 2L
Qualifying - 2

LAP ANALYSIS

10/06/2017

Number	92			117			125			174			666		
	Lap Time	Partial	Speed	Lap Time	Partial	Speed	Lap Time	Partial	Speed	Lap Time	Partial	Speed	Lap Time	Partial	Speed
1 ^a - 1	0'38.084	0'38.084	210.117	0'42.439	0'42.439		0'43.262	0'43.262	189.142	0'42.366	0'42.366	196.364	0'44.098	0'44.098	191.830
1 ^a - 2	1'19.107	0'41.023		1'28.186	0'45.747	NERSES	1'30.622	0'47.360		1'28.332	0'45.966		1'30.968	0'46.870	
1 ^a - 3	2'16.949	0'57.842		2'31.080	1'02.894		2'34.952	1'04.330		2'31.113	1'02.781		2'36.249	1'05.281	
2 ^a - 1	0'38.121	0'38.121	211.351	0'42.049	0'42.049		0'43.533	0'43.533	191.490	0'42.798	0'42.798	194.245	0'45.126	0'45.126	188.812
2 ^a - 2	1'19.294	0'41.173		1'27.661	0'45.612	NERSES	1'30.119	0'46.586		1'28.532	0'45.734		1'32.440	0'47.314	
2 ^a - 3	2'30.126	1'10.832		2'30.893	1'03.232		2'35.080	1'04.961		2'31.606	1'03.074		2'37.264	1'04.824	
3 ^a - 1	0'38.034	0'38.034	211.765	0'43.217	0'43.217		0'43.824	0'43.824	189.807	0'42.342	0'42.342	194.595	0'44.240	0'44.240	188.482
3 ^a - 2	1'19.087	0'41.053		1'30.389	0'47.172	NERSES	1'30.760	0'46.936		1'28.205	0'45.863		1'31.911	0'47.671	
3 ^a - 3	2'16.397	0'57.310					2'35.266	1'04.506		2'31.754	1'03.549		2'50.594	1'18.683	
4 ^a - 1	0'38.320	0'38.320	213.018				0'43.469	0'43.469	191.830	0'42.116	0'42.116	194.946	0'44.135	0'44.135	188.812
4 ^a - 2	1'20.876	0'42.556					1'30.351	0'46.882		1'27.462	0'45.346		1'31.275	0'47.140	
4 ^a - 3	2'20.841	0'59.965					3'29.443	1'59.092	PIT	2'31.097	1'03.635		2'37.490	1'06.215	
5 ^a - 1	0'53.301	0'53.301	126.612							0'45.241	0'45.241	163.637	0'49.638	0'49.638	152.328
5 ^a - 2	1'51.256	0'57.955								1'33.678	0'48.437		1'42.644	0'53.006	
5 ^a - 3	3'32.889	1'41.633	PIT							3'29.326	1'46.682				PIT

Ideal Lap	
0'38.034	0'38.034
1'19.057	0'41.023
2'16.367	0'57.310

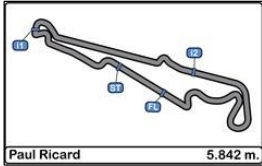
Ideal Lap	
0'42.049	0'42.049
1'27.661	0'45.612
2'30.336	1'02.675

Ideal Lap	
0'43.262	0'43.262
1'29.848	0'46.586
2'34.178	1'04.330

Ideal Lap	
0'42.116	0'42.116
1'27.462	0'45.346
2'30.243	1'02.781

Ideal Lap	
0'44.098	0'44.098
1'30.968	0'46.870
2'35.792	1'04.824

Ideal Best Lap	
0'37.964	0'37.964
1'18.987	0'41.023
2'15.762	0'56.775



Circuit Paul Ricard
SUPERTOURISME & MITJET 2L
Qualifying - 2

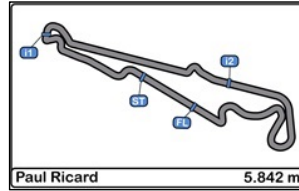
LAP ANALYSIS

10/06/2017

Number 919			
Lap	Lap Time	Partial	Speed
1 ^a - 1	0'44.721	0'44.721	192.858
1 ^a - 2	1'31.211	0'46.490	BENOIT
1 ^a - 3	2'37.241	1'06.030	
2 ^a - 1	0'44.254	0'44.254	192.514
2 ^a - 2	1'30.968	0'46.714	BENOIT
2 ^a - 3	2'36.197	1'05.229	
3 ^a - 1	0'43.971	0'43.971	193.549
3 ^a - 2	1'31.216	0'47.245	BENOIT
3 ^a - 3	2'35.925	1'04.709	
4 ^a - 1	0'43.729	0'43.729	192.171
4 ^a - 2	1'30.128	0'46.399	BENOIT
4 ^a - 3	2'35.248	1'05.120	
5 ^a - 1	0'44.392	0'44.392	191.490
5 ^a - 2	1'33.537	0'49.145	BENOIT
5 ^a - 3	3'21.297	1'47.760	PIT

Ideal Lap	
0'43.729	0'43.729
1'30.128	0'46.399
2'34.837	1'04.709

Ideal Best Lap	
0'37.964	0'37.964
1'18.987	0'41.023
2'15.762	0'56.775

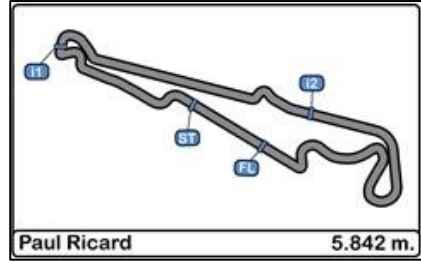


Circuit Paul Ricard SUPERTOURISME & MITJET 2L Qualifying - 2

Best Sectors Results

10/06/2017

Sector - 1				Sector - 2				Sector - 3				Ideal Lap vs Best Lap			
Ord.	N°	Driver	Time	N°	Driver	Time	N°	Driver	Time	Ord.	N°	Driver	Ideal Lap	Best Lap	Ord.
1	24	SEVEAU SEBASTIEN	37.964	92	BASSO RONALD	41.023	46	BERLIE CLEMENT	56.775	1	92	BASSO RONALD	2'16.367	2'16.397	1
2	92	BASSO RONALD	38.034	24	SEVEAU SEBASTIEN	41.203	12	GUESDON ALEXANDRE	56.947	2	46	BERLIE CLEMENT	2'16.375	2'16.745	5
3	25	CARTON ROMAIN	38.269	12	GUESDON ALEXANDRE	41.226	25	CARTON ROMAIN	57.015	3	12	GUESDON ALEXANDRE	2'16.448	2'16.448	2
4	12	GUESDON ALEXANDRE	38.275	46	BERLIE CLEMENT	41.252	7	PIGASSOU FREDERIC	57.051	4	24	SEVEAU SEBASTIEN	2'16.464	2'16.464	3
5	70	FERRER NICOLAS	38.339	23	RICHARD LAURENT	41.281	70	FERRER NICOLAS	57.119	5	25	CARTON ROMAIN	2'16.631	2'16.716	4
6	23	RICHARD LAURENT	38.341	25	CARTON ROMAIN	41.347	23	RICHARD LAURENT	57.135	6	23	RICHARD LAURENT	2'16.757	2'17.279	8
7	46	BERLIE CLEMENT	38.348	7	PIGASSOU FREDERIC	41.361	24	SEVEAU SEBASTIEN	57.297	7	70	FERRER NICOLAS	2'16.824	2'17.071	6
8	7	PIGASSOU FREDERIC	38.510	70	FERRER NICOLAS	41.366	92	BASSO RONALD	57.310	8	7	PIGASSOU FREDERIC	2'16.922	2'17.095	7
9	33	DUBELLY ELIE	38.912	33	DUBELLY ELIE	41.781	33	DUBELLY ELIE	57.715	9	33	DUBELLY ELIE	2'18.408	2'19.474	9
10	74	CHRISTIAN BLUGEON	39.190	74	CHRISTIAN BLUGEON	41.833	14	MARCHOIS ALEX	58.487	10	74	CHRISTIAN BLUGEON	2'19.617	2'20.281	10
11	14	MARCHOIS ALEX	39.514	8	MALHOMME THIERRY	42.025	74	CHRISTIAN BLUGEON	58.594	11	14	MARCHOIS ALEX	2'20.315	2'20.911	11
12	8	MALHOMME THIERRY	39.656	14	MARCHOIS ALEX	42.314	8	MALHOMME THIERRY	1'00.718	12	8	MALHOMME THIERRY	2'22.399	2'22.471	12
13	117	ISAAKYAN NERSES	42.049	174	BLUGEON VICTOR	45.346	117	ISAAKYAN NERSES	1'02.675	13	174	BLUGEON VICTOR	2'30.243	2'31.097	14
14	174	BLUGEON VICTOR	42.116	117	ISAAKYAN NERSES	45.612	174	BLUGEON VICTOR	1'02.781	14	117	ISAAKYAN NERSES	2'30.336	2'30.893	13
15	84	DUPONT LOIC	42.894	81	FABIEN LAVERGNE	45.899	83	FICHAN REGIS	1'04.119	15	84	DUPONT LOIC	2'33.439	2'33.439	15
16	81	FABIEN LAVERGNE	42.913	84	DUPONT LOIC	46.231	76	REVOL LUDOVIC	1'04.142	16	81	FABIEN LAVERGNE	2'33.529	2'33.529	16
17	76	REVOL LUDOVIC	42.934	919	LISON BENOIT	46.399	84	DUPONT LOIC	1'04.314	17	76	REVOL LUDOVIC	2'33.794	2'33.974	18
18	83	FICHAN REGIS	43.103	125	CHAUDET BRUNO	46.586	125	CHAUDET BRUNO	1'04.330	18	83	FICHAN REGIS	2'33.868	2'33.868	17
19	125	CHAUDET BRUNO	43.262	83	FICHAN REGIS	46.646	5	DELEFLIE PATRICK	1'04.643	19	125	CHAUDET BRUNO	2'34.178	2'34.952	19
20	5	DELEFLIE PATRICK	43.551	6	ZANONI GERARD	46.672	71	PIERRE PALLOT	1'04.680	20	919	LISON BENOIT	2'34.837	2'35.248	20
21	6	ZANONI GERARD	43.557	3	GAYER BEN	46.674	919	LISON BENOIT	1'04.709	21	5	DELEFLIE PATRICK	2'35.066	2'35.925	23
22	3	GAYER BEN	43.634	76	REVOL LUDOVIC	46.718	81	FABIEN LAVERGNE	1'04.717	22	6	ZANONI GERARD	2'35.069	2'35.467	21
23	9	DUPUIS YVAN	43.643	666	LOUARD STEPHANE	46.870	666	LOUARD STEPHANE	1'04.824	23	71	PIERRE PALLOT	2'35.316	2'35.871	22
24	71	PIERRE PALLOT	43.699	5	DELEFLIE PATRICK	46.872	6	ZANONI GERARD	1'04.840	24	666	LOUARD STEPHANE	2'35.792	2'36.249	24
25	919	LISON BENOIT	43.729	17	EGOROV SERGEI	46.900	57	CATTEAU ETIENNE	1'05.179	25	3	GAYER BEN	2'36.098	2'36.447	26
26	666	LOUARD STEPHANE	44.098	71	PIERRE PALLOT	46.937	87	BERIER JOFFREY	1'05.402	26	57	CATTEAU ETIENNE	2'36.275	2'36.275	25
27	57	CATTEAU ETIENNE	44.146	57	CATTEAU ETIENNE	46.950	55	COSIN BRUNO	1'05.758	27	9	DUPUIS YVAN	2'36.547	2'37.170	27
28	17	EGOROV SERGEI	44.289	9	DUPUIS YVAN	47.136	9	DUPUIS YVAN	1'05.768	28	17	EGOROV SERGEI	2'37.099	2'38.288	29
29	87	BERIER JOFFREY	44.502	15	MOTENSEN SANDER	47.216	3	GAYER BEN	1'05.790	29	87	BERIER JOFFREY	2'37.499	2'37.499	28
30	55	COSIN BRUNO	44.717	55	COSIN BRUNO	47.261	15	MOTENSEN SANDER	1'05.870	30	55	COSIN BRUNO	2'37.736	2'39.279	30
31	15	MOTENSEN SANDER	45.275	87	BERIER JOFFREY	47.595	17	EGOROV SERGEI	1'05.910	31	15	MOTENSEN SANDER	2'38.361	2'40.741	31

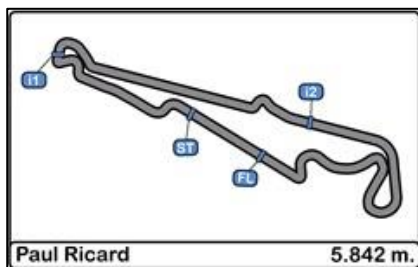


Circuit Paul Ricard
SUPERTOURISME & MITJET 2L
Qualifying - 2

Best Top Speeds

10/06/2017

Ord.	N°	Entrant	Driver	Nat.	Driver Am	Nat.	Team	Catégorie	Cla.	Class	Cla.	Top 1		Top 2		Top 3		Top 4		Top 5		Avg.
												Km/h	Lap	Km/h	Lap	Km/h	Lap	Km/h	Lap	Km/h	Lap	
1	25	Romain CARTON	CARTON ROMAIN	FR			GPC	ST	1°	PRO	1°	218.623	3	216.868	2	213.861	4	119.867	5	81.142	1	170.072
2	14	Alex MARCHOIS	MARCHOIS ALEX	FR	MARCHOIS FRANCK	FR	MV2S/FAL RACING	ST	2°	PRO/AM	1°	217.742	2	216.867	4	215.569	5	215.140	3	133.333	6	199.730
3	8	Thierry MALHOMME	MALHOMME THIERRY	FR			NAUTIC SPORT	ST	3°	AM	1°	217.304	2	212.181	3	144.966	1					191.484
4	33	Elie DUBELLY	DUBELLY ELIE	FR			NO LIMIT	ST	4°	AM	2°	217.304	3	212.598	4	210.937	2	202.627	5	123.288	1	193.351
5	70	Nicolas FERRER	FERRER NICOLAS	FR			EXIGENCE RACING	ST	5°	AM	3°	216.000	6	215.569	3	215.569	5	215.139	4	213.861	2	215.228
6	74	CHRISTIAN BLUGEON	CHRISTIAN BLUGEON	FR			GPC	ST	6°	AM	4°	216.000	3	214.286	4	213.018	2	84.706	1			182.002
7	7	Frederic PIGASSOU	PIGASSOU FREDERIC	FR			GENERATION STUNT	ST	7°	AM	5°	215.569	4	214.286	2	213.018	3	210.937	5	132.678	1	197.298
8	24	Sebastien SEVEAU	SEVEAU SEBASTIEN	FR			GENERATION STUNT	ST	8°	PRO	2°	215.569	2	214.286	3	211.350	4	92.624	1			183.457
9	23	Laurent RICHARD	RICHARD LAURENT	FR			MV2S	ST	9°	AM	6°	215.139	3	214.286	2	177.632	4	77.143	1			171.050
10	92	Ronald BASSO	BASSO RONALD	FR			VIP CHALLENGE	ST	10°	PRO	3°	213.018	5	211.765	4	211.350	3	210.117	2	126.612	6	194.572
11	12	Alexandre GUESDON	GUESDON ALEXANDRE	FR			GENERATION STUNT	ST	11°	PRO	4°	212.181	3	211.765	2	211.765	4	171.975	5	80.960	1	177.729
12	46	Berlié CLEMENT	BERLIE CLEMENT	FR			VIP CHALLENGE	ST	12°	PRO	5°	210.937	4	208.898	3	206.897	2	79.823	1			176.639
13	174	Victor BLUGEON	BLUGEON VICTOR	FR			GPC	M2L	1°	AM	7°	196.364	2	194.946	5	194.595	4	194.245	3	163.636	6	188.757
14	6	ZANONI GERARD	ZANONI GERARD	FR			GLF RACING	M2L	2°	AM	8°	194.245	3	191.829	2	189.807	5	189.474	4	154.066	6	183.884
15	81	LAVERGNE FABIEN	FABIEN LAVERGNE	FR	RODRIGUES JONAS	FR	MV2S	M2L	3°	PRO/AM	2°	194.245	3	193.548	2	192.857	4	122.727	1			175.844
16	83	Régis FICHAN	FICHAN REGIS	FR			GLF RACING	M2L	4°	AM	9°	194.245	2	192.857	3	191.489	4	190.141	5	71.856	1	168.118
17	87	BERIER JOFFREY	BERIER JOFFREY	FR	VETTORI CLAUDIA	FR	RECTIPARTS	M2L	5°	PRO/AM	3°	194.245	2	190.141	3	131.707	1					172.031
18	84	Loïc Dupont	DUPONT LOIC	FR			GLF RACING	M2L	6°	AM	10°	193.896	4	193.202	3	190.813	2	190.476	5	162.162	6	186.110
19	919	Benoît LISON	LISON BENOIT	FR	JOLLIVE WILLY	FR	OMEGA RACING	M2L	7°	PRO/AM	4°	193.548	4	192.857	2	192.513	3	192.171	5	191.489	6	192.516
20	57	Etienne CATTEAU	CATTEAU ETIENNE	FR			NAUTIC	M2L	8°	AM	11°	192.857	3	191.489	4	189.807	2	189.474	5	120.536	1	176.833
21	71	Pierre Pallot	PIERRE PALLOT	FR			MV2S	M2L	9°	AM	12°	192.171	2	191.829	5	190.476	6	189.474	4	189.142	3	190.618
22	125	Bruno CHAUDET	CHAUDET BRUNO	FR			TM EVOLUTION	M2L	10°	PRO/AM	5°	191.829	5	191.489	3	189.807	4	189.142	2	96.000	1	171.653
23	666	Stéphane LOUARD	LOUARD STEPHANE	FR			MV2S	M2L	11°	AM	13°	191.829	2	188.811	3	188.811	5	188.482	4	152.327	6	182.052
24	9	Yvan DUPUIS	DUPUIS YVAN	FR			MV2S	M2L	12°	AM	14°	191.489	3	190.813	2	190.813	4	189.807	5	137.931	6	180.170
25	76	REVOL LUDOVIC	REVOL LUDOVIC				GO FAST	M2L	13°	AM	15°	191.151	4	191.150	2	190.813	3	189.142	5	186.528	6	189.757
26	15	MORTENSEN FRANK	MOTENSEN SANDER	DK	MORTENSEN FRANK	DK	GLF RACING	M2L	14°	AM	16°	191.150	4	190.813	3	188.811	2	126.761	5	112.266	1	161.960
27	5	PATRICK DELEFLIE	DELEFLIE PATRICK	FR	CRIGENT EMMANUEL	FR	LIBERTY CAR	M2L	15°	PRO/AM	6°	189.807	2	189.474	4	189.142	3	143.617	5	122.310	1	166.870
28	17	EGOROV SERGEI	EGOROV SERGEI	RU			ARCTIC ENERGY	M2L	16°	AM	17°	189.474	2	188.811	4	187.826	5	186.851	3	185.249	6	187.642
29	55	Bruno COSIN	COSIN BRUNO	FR	LACORTE PIERRE-ALEXIS	FR	POLE POSITION 81	M2L	17°	AM	18°	189.142	3	186.207	2	186.207	4	136.192	5	116.883	1	162.926
30	3	GAYER BEN	GAYER BEN	FR	KOVACIC JOFFREY		VIP CHALLENGE	M2L	18°	PRO/AM	7°	186.851	3	186.207	2	141.547	5					171.535
31	117	ISAAKYAN NERSES	ISAAKYAN NERSES	RU			ARCTIC ENERGY	M2L	19°	PRO	6°	120.267	1									120.267

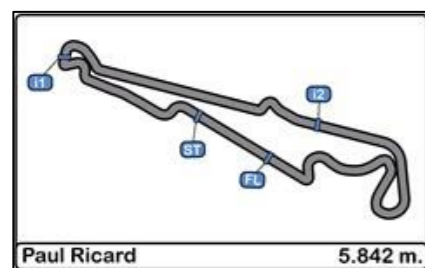


Circuit Paul Ricard
SUPERTOURISME & MITJET 2L
Qualifying - 2

Fastest Lap Sequence

10/06/2017

Time of Day	Session Time	N°	Entrant	Driver	Nat.	Driver Am	Nat.	Team	Catégorie	Class	Cl.	Time	Km/h	Lap
10:33'02.936	4'48.747	70	Nicolas FERRER	FERRER NICOLAS	FR			EXIGENCE RACING	ST	AM	#N/A	2'17.071	153.433	2
10:33'11.021	4'56.820	46	Berlié CLEMENT	BERLIE CLEMENT	FR			VIP CHALLENGE	ST	PRO	#N/A	2'16.745	153.799	2
10:33'16.285	5'02.040	25	Romain CARTON	CARTON ROMAIN	FR			GPC	ST	PRO	#N/A	2'16.716	153.831	2
10:33'17.139	5'02.909	12	Alexandre GUESDON	GUESDON ALEXANDRE	FR			GENERATION STUNT	ST	PRO	#N/A	2'16.448	154.133	2
10:38'02.206	9'48.050	92	Ronald BASSO	BASSO RONALD	FR			VIP CHALLENGE	ST	PRO	#N/A	2'16.397	154.191	4



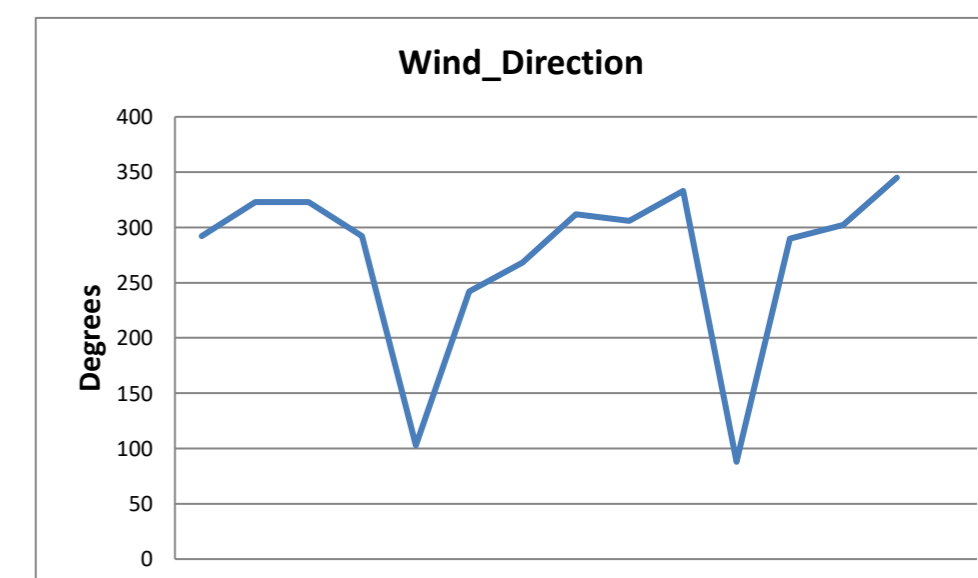
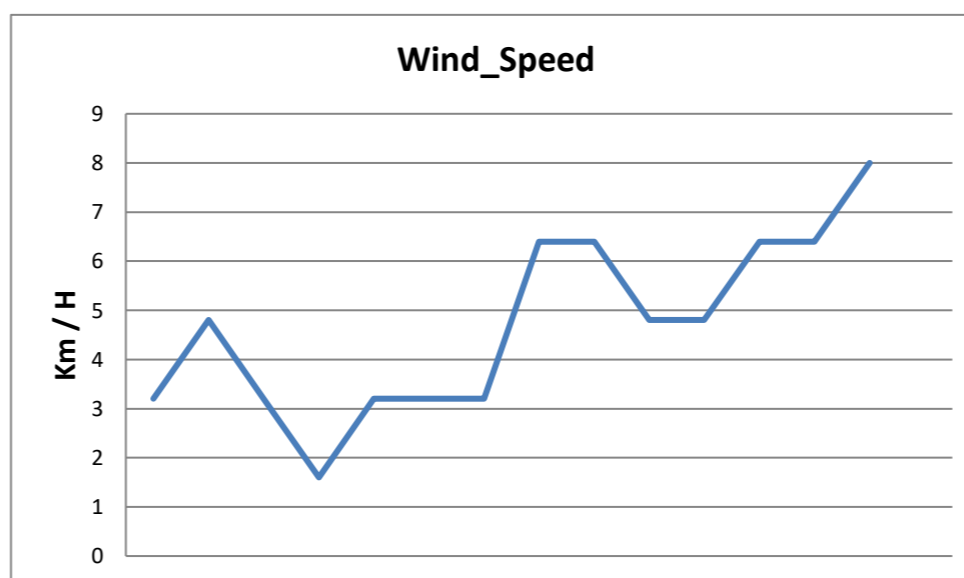
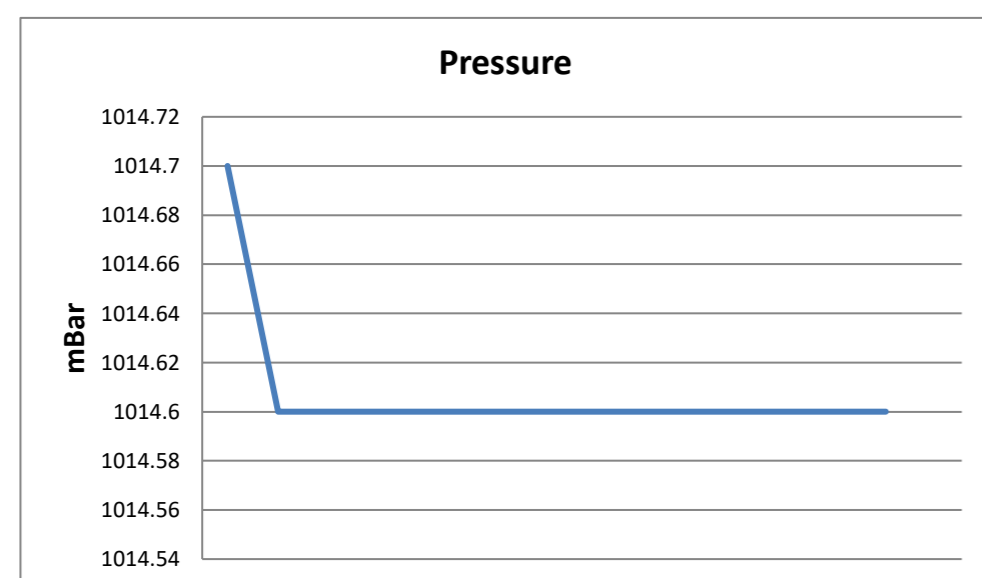
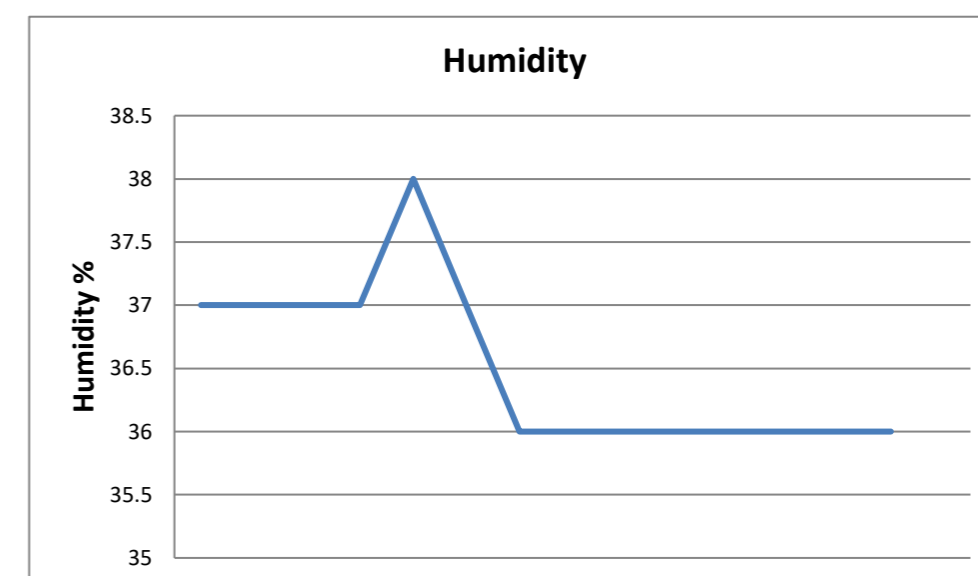
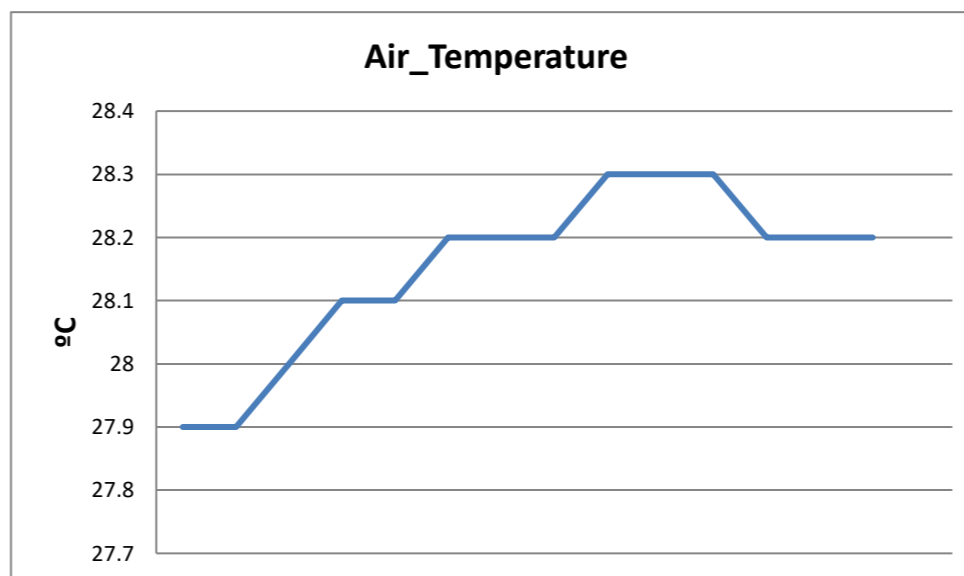
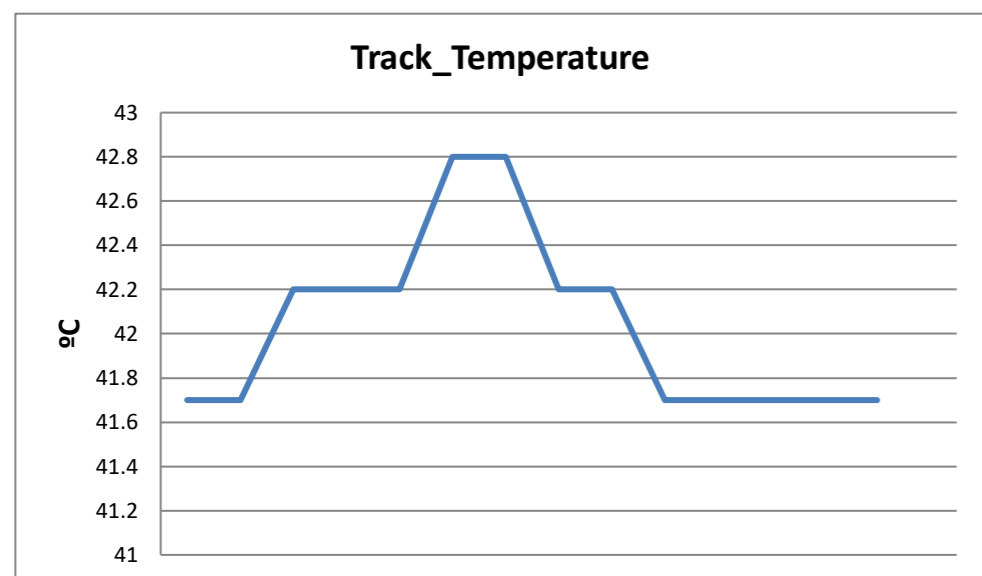
**Circuit Paul Ricard
SUPERTOURISME & MITJET 2L**

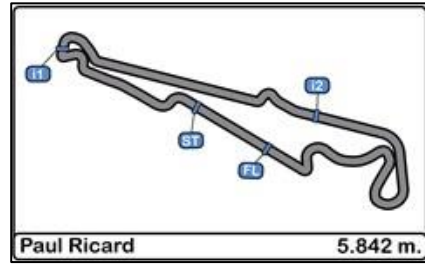
Qualifying - 2

Weather Report

10/06/2017

Track Status DRY





Circuit Paul Ricard
SUPERTOURISME & MITJET 2L
Race - 2

Starting Grid

10/06/2017

Num.	Driver	Time	Row	Num.	Driver	Time
		 15	15	SANDER	2'40.741
55	BRUNO	2'39.279 14	17	SERGEI	2'38.288
87	JOFFREY	2'37.499 13	9	YVAN	2'37.170
3	BEN	2'36.447 12	57	ETIENNE	2'36.275
666	STEPHANE	2'36.249 11	5	PATRICK	2'35.925
71	PALLOT	2'35.871 10	6	GERARD	2'35.467
919	BENOIT	2'35.248 9	125	BRUNO	2'34.952
76	LUDOVIC	2'33.974 8	83	REGIS	2'33.868
81	LAVERGNE	2'33.529 7	84	LOIC	2'33.439
174	VICTOR	2'31.097 6	117	NERSES	2'30.893
8	THIERRY	2'22.471 5	14	ALEX	2'20.911
74	BLUGEON	2'20.281 4	33	ELIE	2'19.474
23	LAURENT	2'17.279 3	7	FREDERIC	2'17.095
70	NICOLAS	2'17.071 2	46	CLEMENT	2'16.745
25	ROMAIN	2'16.716 1	24	SEBASTIEN	2'16.464
12	ALEXANDRE	2'16.448		92	RONALD	2'16.397



Published at:.....

Stewards:	Race Director:	Timekeeper:
-----------	----------------	-----------------