

Circuito del Jarama
Iberian Historic Endurance
Race 2

Provisional Results

03/06/2018

Clas.	Nº	Driver 1	Driver 2	Entrant	Vehicle	Cat.	Clas.	Laps	Total Time	Km/h.	Gap	Best Time	Km/h.
1	60	Pedro Bastos Rezende		Pedro Bastos Rezende	Porsche 911 3.0 RS	H-1976	1º	24	51'28.530	107.926		8	1'53.949 121.887
2	179	Rui Ribeiro		Rui Ribeiro	Ford Escort RS 2000	H-C	1º	24	51'32.533	107.786	4"003	20	1'55.889 119.846
3	227	Carlos Barbot		Carlos Barbot	Merlyn MK4	H -GTP	1º	24	51'36.906	107.634	8"376	16	1'54.613 121.180
4	85	Juan Carlos Zorrilla	Tomas Moreno	EFICAR TEAM	Porsche 911 3.0 RS	H-1976	2º	24	51'57.820	106.912	29"290	3	1'54.565 121.231
5	95	Jorge Cruz		Jorge Cruz	BMW 323i	H-C	2º	24	51'58.055	106.904	29"525	19	1'59.347 116.374
6	66	Antonio Cubero		Nou Onze	Porsche 911 3.0 RS	H-1976	3º	23	51'38.674	103.091	1 Lap.	2	1'59.844 115.891
7	58	Antonio Gutiérrez		AECD	Porsche 911 ST	H-1971	1º	23	51'39.280	103.070	1 Lap.	8	2'01.785 114.044
8	159	Miguel Vaz	Fernando Soares	Miguel Vaz	Datsun 510/1600 SSS	H-1971	2º	23	51'59.201	102.412	1 Lap.	8	2'01.457 114.352
9	25	António Torres da Silva	Alvaro Rodriguez	António Torres da Silva	Porsche 911 SWB	H-1965/GDS	1º	23	52'01.869	102.325	1 Lap.	12	2'04.957 111.149
10	103	Luis Sousa Ribeiro		Luis Sousa Ribeiro	Ford Cortina Lotus	H-1965/GDS	2º	22	49'49.471	102.210	2 Lap.	7	2'06.281 109.984
11	158	Simplicio Pinto	Marco Pinto	Simplicio Pinto	BMW 2002 Ti	H-1971	3º	22	51'45.570	98.389	2 Lap.	16	2'05.446 110.716
12	91	Luis Delso	Javier Revença	AECD	BMW 635 CSI	H-C	3º	22	51'49.335	98.270	2 Lap.	7	1'59.943 115.796
13	104	Luis Gama Rocha		Luis Gama Rocha	Ford Cortina Lotus MK1	H-1965/GDS	3º	22	51'52.810	98.161	2 Lap.	18	2'08.231 108.311
14	153	Manuel de la Torre		EFICAR TEAM	Porsche 911 SWB	H-1971	4º	22	51'54.249	98.115	2 Lap.	17	2'08.557 108.037
15	220	Paulo Rompante		Paulo Rompante	Alfa Romeo Giulia Super 1600	H-C	4º	22	51'54.965	98.093	2 Lap.	16	2'08.696 107.920
16	178	Luis Portal		Nou Onze Team	VW Golf II	H-C	5º	22	51'56.552	98.043	2 Lap.	15	2'07.917 108.577
17	105	J. Filipe Nogueira		J. Filipe Nogueira	Ford Escort RS 2000 MK1	H-C	6º	22	51'56.719	98.037	2 Lap.	5	2'04.072 111.942
18	337	José Carvalhosa	Piero Dal Maso	José Carvalhosa	Porsche 2.5 ST	H-1971	5º	22	51'56.933	98.031	2 Lap.	6	2'06.087 110.153
19	177	Eugenio Fernandez	Andrea Fernandez	Eficar Team	Matra Bonnet DJET 5	H-1965/GDS	4º	22	51'57.583	98.010	2 Lap.	10	2'08.792 107.839
20	44	Francisco Serrano		AECD	Mini Cooper S	H-1971	6º	22	51'57.878	98.001	2 Lap.	9	2'11.548 105.580
21	39	Carlos de Miguel	Luis Delso	AECD	Alfa Romeo GTAm	H-1971	7º	22	51'58.825	97.971	2 Lap.	18	2'04.852 111.243
22	210	Carlos Beltrán	Pablo Tarrero	Nou Onze	Porsche 911 SWB	H-1965/GDS	5º	21	51'56.616	93.584	3 Lap.	6	2'12.468 104.847
23	15	María Fernández	Iria Fernández	CLUB PORSCHE ESPAÑA	Porsche 356 B	H-1965	1º	21	52'08.331	93.234	3 Lap.	11	2'17.264 101.184
24	209	Jose Antonio Zorrilla	Jose Marcial Rodriguez	Pravia Autocompetición	Porsche 356C	H-1965	2º	20	49'37.398	93.295	4 Lap.	4	2'14.797 103.035
25	169	Paulo Antunes	Jorge Marques Dinis	Paulo Antunes	Datsun Sunny 1400 GX Excellent	H-1976	4º	19	51'44.475	85.003	5 Lap.	4	2'01.571 114.245

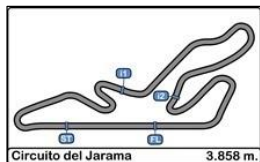
NOT CLASSIFIED

26	327	Piero Dal Maso	Nuno Nunes	Piero Dal Maso	Porsche 911 SWB	H-1965/GDS	6º	16	39'14.529	94.381	8 Lap.	16	2'08.387 108.180
27	121	Paul Rayment	James Wheeler	Paul Rayment	MG B Roadster	H-1965	3º	13	40'02.746	75.146	11 Lap.	4	2'04.687 111.390
28	53	Francisco Pinto		Francisco Pinto	BMW 2002	H-1971	8º	12	25'09.822	110.388	12 Lap.	11	1'59.207 116.510
29	155	Alfredo Martinez	Jesus Fuster	CLUB PORSCHE ESPAÑA	Porsche 911 3.0 RS	H-1976	5º	12	51'39.775	53.767	12 Lap.	7	1'56.478 119.240
30	139	Bruno Duarte	Filipe Silva	Bruno Duarte	Alfa Romeo GTAm	H-1971	9º	8	17'49.060	103.933	16 Lap.	6	2'07.892 108.598
31	49	Miguel Ferreira	Francisco Carvalho	Miguel Ferreira	Ford Escort RS 1600	H-1971	10º	4	08'20.549	110.989	20 Lap.	4	1'59.321 116.399
32	176	Eduardo Davila		CLUB PORSCHE ESPAÑA	Porsche 911 3.0 RS	H-1976	6º	1	03'13.084	71.932	23 Lap.	0	3'13.084 71.932

Published at:.....

Track Status **Dry**

Stewards:	Race Director:	Timekeeper:
		



Circuito del Jarama
Iberian Historic Endurance
Race 2

Lap Analysis

03/06/2018

Number	15			25			39			44			49		
Lap	Lap Time	Partial	Speed	Lap Time	Partial	Speed	Lap Time	Partial	Speed	Lap Time	Partial	Speed	Lap Time	Partial	Speed
22ª - 1				1'06.485	1'06.485	170.887	0'50.707	0'50.707	171.157	0'51.046	0'51.046	156.070			
22ª - 2				2'18.587	1'12.102		1'34.565	0'43.858		1'36.254	0'45.208				
22ª - 3				3'08.712	0'50.125		2'10.724	0'36.159		2'12.946	0'36.692				
23ª - 1				0'53.033	0'53.033	150.628									
23ª - 2				1'37.257	0'44.224										
23ª - 3				2'14.031	0'36.774										
24ª - 1															
24ª - 2															
24ª - 3															

Ideal Lap	
0'52.108	0'52.108
1'38.667	0'46.559
2'16.653	0'37.986

Ideal Lap	
0'47.672	0'47.672
1'29.805	0'42.133
2'04.688	0'34.883

Ideal Lap	
0'47.131	0'47.131
1'28.641	0'41.510
2'04.494	0'35.853

Ideal Lap	
0'49.434	0'49.434
1'33.360	0'43.926
2'09.695	0'36.335

Ideal Lap	
0'45.935	0'45.935
1'25.678	0'39.743
1'58.774	0'33.096

Ideal Best Lap	
0'43.312	0'43.312
1'20.832	0'37.520
1'52.321	0'31.489



Circuito del Jarama
Iberian Historic Endurance
Race 2

Lap Analysis

03/06/2018

Number	53			58			60			66			85		
	Lap Time	Partial	Speed	Lap Time	Partial	Speed	Lap Time	Partial	Speed	Lap Time	Partial	Speed	Lap Time	Partial	Speed
22ª - 1				1'30.202	1'30.202		1'06.860	1'06.860	135.000	1'30.866	1'30.866		0'54.907	0'54.907	128.267
22ª - 2				2'42.935	1'12.733		2'29.471	1'22.611		2'42.632	1'11.766		1'42.636	0'47.729	
22ª - 3				3'36.149	0'53.214		3'28.771	0'59.300		3'37.795	0'55.163		2'20.111	0'37.475	
23ª - 1				0'48.936	0'48.936		1'30.433	1'30.433		0'48.031	0'48.031	170.887	1'06.324	1'06.324	
23ª - 2				1'29.609	0'40.673		2'41.325	1'10.892		1'28.740	0'40.709		2'18.014	1'11.690	
23ª - 3				2'02.995	0'33.386		3'38.221	0'56.896		2'03.241	0'34.501		3'07.461	0'49.447	
24ª - 1							0'45.762	0'45.762	185.249				0'49.574	0'49.574	
24ª - 2							1'23.282	0'37.520					1'33.068	0'43.494	
24ª - 3							1'54.771	0'31.489					2'09.078	0'36.010	

Ideal Lap	
0'45.987	0'45.987
1'25.650	0'39.663
1'59.121	0'33.471

Ideal Lap	
0'46.023	0'46.023
1'26.696	0'40.673
2'00.082	0'33.386

Ideal Lap	
0'43.312	0'43.312
1'20.832	0'37.520
1'52.321	0'31.489

Ideal Lap	
0'45.283	0'45.283
1'25.992	0'40.709
1'59.603	0'33.611

Ideal Lap	
0'43.999	0'43.999
1'22.432	0'38.433
1'54.333	0'31.901

Ideal Best Lap	
0'43.312	0'43.312
1'20.832	0'37.520
1'52.321	0'31.489



Circuito del Jarama
Iberian Historic Endurance
Race 2

Lap Analysis

03/06/2018

Number	91			95			103			104			105			
	Lap	Lap Time	Partial	Speed	Lap Time	Partial	Speed	Lap Time	Partial	Speed	Lap Time	Partial	Speed	Lap Time	Partial	Speed
22ª - 1	0'51.970	0'51.970		156.749	0'54.792	0'54.792	128.419	1'09.413	1'09.413	138.818	0'50.671	0'50.671	145.946	0'49.778	0'49.778	171.429
22ª - 2	1'37.232	0'45.262			1'42.796	0'48.004		2'17.866	1'08.453		1'34.787	0'44.116		1'34.356	0'44.578	
22ª - 3	2'13.281	0'36.049			2'20.204	0'37.408		3'06.980	0'49.114		2'11.047	0'36.260		2'10.059	0'35.703	
23ª - 1					1'06.381	1'06.381	148.149			149.378						
23ª - 2					2'17.930	1'11.549										
23ª - 3					3'07.234	0'49.304										
24ª - 1					0'50.159	0'50.159	175.896									
24ª - 2					1'33.053	0'42.894										
24ª - 3					2'08.955	0'35.902										

Ideal Lap	
0'46.158	0'46.158
1'26.013	0'39.855
1'59.459	0'33.446

Ideal Lap	
0'45.616	0'45.616
1'25.544	0'39.928
1'58.830	0'33.286

Ideal Lap	
0'48.247	0'48.247
1'30.069	0'41.822
2'05.082	0'35.013

Ideal Lap	
0'48.698	0'48.698
1'31.771	0'43.073
2'07.597	0'35.826

Ideal Lap	
0'46.823	0'46.823
1'28.702	0'41.879
2'03.776	0'35.074

Ideal Best Lap	
0'43.312	0'43.312
1'20.832	0'37.520
1'52.321	0'31.489



Circuito del Jarama Iberian Historic Endurance Race 2

Lap Analysis

03/06/2018

Number	121			139			153			155			158		
	Lap	Lap Time	Partial	Speed	Lap Time	Partial	Speed	Lap Time	Partial	Speed	Lap Time	Partial	Speed	Lap Time	Partial
1ª - 1	5'01.776	5'01.776		1'04.665	1'04.665	147.743	1'03.350	1'03.350	168.751	0'52.325	0'52.325		1'10.603	1'10.603	163.142
1ª - 2	5'45.694	0'43.918		1'51.956	0'47.291		1'49.261	0'45.911		1'32.891	0'40.566		1'55.669	0'45.066	
1ª - 3	6'20.543	0'34.849		2'29.268	0'37.312		2'26.213	0'36.952		2'05.686	0'32.795		2'33.029	0'37.360	
2ª - 1	0'49.914	0'49.914	153.192	0'52.778	0'52.778	147.541	0'50.361	0'50.361	158.591	0'45.223	0'45.223		0'50.312	0'50.312	170.887
2ª - 2	1'32.364	0'42.450		1'37.933	0'45.155		1'35.566	0'45.205		1'24.966	0'39.743		1'35.530	0'45.218	
2ª - 3	2'07.495	0'35.131		2'15.091	0'37.158		2'12.833	0'37.267		1'58.175	0'33.209		2'12.758	0'37.228	
3ª - 1	0'49.164	0'49.164	159.293	0'49.922	0'49.922		0'50.161	0'50.161	164.886	0'45.996	0'45.996		0'50.319	0'50.319	151.899
3ª - 2	1'31.601	0'42.437		1'33.761	0'43.839		1'35.598	0'45.437		1'25.161	0'39.165		1'35.404	0'45.085	
3ª - 3	2'06.444	0'34.843		2'10.335	0'36.574		2'13.150	0'37.552		1'57.793	0'32.632		2'12.958	0'37.554	
4ª - 1	0'48.071	0'48.071	174.475	0'50.402	0'50.402	167.442	0'50.003	0'50.003	169.015	0'45.525	0'45.525		0'49.268	0'49.268	175.041
4ª - 2	1'29.793	0'41.722		1'35.156	0'44.754		1'35.304	0'45.301		1'24.766	0'39.241		1'32.786	0'43.518	
4ª - 3	2'04.687	0'34.894		2'11.816	0'36.660		2'12.418	0'37.114		1'58.249	0'33.483		2'08.791	0'36.005	
5ª - 1	0'51.305	0'51.305	177.925	0'50.989	0'50.989	160.238	0'50.351	0'50.351	171.702	0'45.464	0'45.464		0'49.197	0'49.197	167.183
5ª - 2	1'41.145	0'49.840		1'35.704	0'44.715		1'37.158	0'46.807		1'24.600	0'39.136		1'33.689	0'44.492	
5ª - 3	2'26.346	0'45.201		2'13.001	0'37.297		2'14.819	0'37.661		1'57.592	0'32.992		2'09.797	0'36.108	
6ª - 1	0'52.351	0'52.351	151.899	0'49.078	0'49.078	174.194	0'50.396	0'50.396	176.183	0'44.882	0'44.882		0'48.172	0'48.172	180.001
6ª - 2	1'37.147	0'44.796		1'32.563	0'43.485		1'35.758	0'45.362		1'24.218	0'39.336		1'31.331	0'43.159	
6ª - 3	2'24.674	0'47.527	PIT	2'07.892	0'35.329		2'12.808	0'37.050		1'57.152	0'32.934		2'07.310	0'35.979	
7ª - 1	5'58.754	5'58.754		0'48.346	0'48.346	175.041	0'50.202	0'50.202	162.407	0'45.156	0'45.156		0'48.708	0'48.708	181.819
7ª - 2	6'43.391	0'44.637		1'32.590	0'44.244		1'35.695	0'45.493		1'24.365	0'39.209		1'31.797	0'43.089	
7ª - 3	7'31.838	0'48.447	PIT	2'09.265	0'36.675		2'12.892	0'37.197		1'56.478	0'32.113		2'07.803	0'36.006	
8ª - 1	2'26.468	2'26.468		0'50.457	0'50.457	171.975	0'50.681	0'50.681	169.015	0'49.165	0'49.165		0'48.273	0'48.273	183.987
8ª - 2	3'14.520	0'48.052		1'36.280	0'45.823		1'35.664	0'44.983		1'34.380	0'45.215		1'32.362	0'44.089	
8ª - 3	3'53.337	0'38.817		2'12.392	0'36.112		2'12.340	0'36.676		2'23.023	0'48.643	PIT	2'09.271	0'36.909	
9ª - 1	0'51.966	0'51.966	165.391			144.773	0'49.857	0'49.857	170.617	25'52.888	25'52.888	100.186	0'50.583	0'50.583	176.471
9ª - 2	1'37.363	0'45.397					1'34.791	0'44.934		26'36.828	0'43.940		1'34.418	0'43.835	
9ª - 3	2'15.010	0'37.647					2'11.213	0'36.422		27'13.395	0'36.567		2'10.934	0'36.516	
10ª - 1	0'50.652	0'50.652	164.384				0'50.083	0'50.083	171.975	0'53.818	0'53.818		0'48.832	0'48.832	169.279
10ª - 2	1'36.212	0'45.560					1'35.114	0'45.031		1'41.888	0'48.070		1'32.752	0'43.920	
10ª - 3	2'13.069	0'36.857					2'19.016	0'43.902	PIT	2'39.776	0'57.888		2'18.629	0'45.877	PIT
11ª - 1	0'51.661	0'51.661	163.389				2'11.726	2'11.726		1'30.577	1'30.577		2'30.609	2'30.609	
11ª - 2	1'38.602	0'46.941					2'57.809	0'46.083		2'44.075	1'13.498		3'16.161	0'45.552	
11ª - 3	2'14.547	0'35.945					3'35.696	0'37.887		3'34.700	0'50.625		3'52.960	0'36.799	
12ª - 1	0'48.962	0'48.962	171.157				0'50.511	0'50.511	173.914	0'46.393	0'46.393		0'48.343	0'48.343	187.500
12ª - 2	1'33.749	0'44.787					1'36.894	0'46.383		1'25.829	0'39.436		1'31.524	0'43.181	
12ª - 3	2'09.586	0'35.837					2'13.880	0'36.986		1'57.756	0'31.927		2'07.758	0'36.234	
13ª - 1	0'49.331	0'49.331	170.348				0'50.740	0'50.740	164.384				0'48.989	0'48.989	175.896
13ª - 2	1'36.928	0'47.597					1'35.612	0'44.872					1'32.221	0'43.232	
13ª - 3	2'15.170	0'38.242					2'12.927	0'37.315					2'08.071	0'35.850	
14ª - 1			105.572				0'50.249	0'50.249	175.610				0'48.370	0'48.370	176.760
14ª - 2							1'35.697	0'45.448					1'30.657	0'42.287	
14ª - 3							2'12.506	0'36.809					2'06.269	0'35.612	
15ª - 1							0'50.469	0'50.469					0'47.623	0'47.623	185.887
15ª - 2							1'35.527	0'45.058					1'30.088	0'42.465	
15ª - 3							2'11.856	0'36.329					2'07.169	0'37.081	
16ª - 1							0'49.360	0'49.360	168.225				0'48.126	0'48.126	170.079
16ª - 2							1'33.903	0'44.543					1'30.385	0'42.259	
16ª - 3							2'12.149	0'38.246					2'05.446	0'35.061	
17ª - 1							0'49.024	0'49.024	177.050				0'47.063	0'47.063	183.674
17ª - 2							1'32.643	0'43.619					1'31.079	0'44.016	
17ª - 3							2'08.557	0'35.914					2'10.008	0'38.929	
18ª - 1							0'51.369	0'51.369	187.176				0'53.752	0'53.752	143.618
18ª - 2							1'36.735	0'45.366					1'41.095	0'47.343	
18ª - 3							2'14.771	0'38.036					2'19.610	0'38.515	
19ª - 1							0'50.281	0'50.281					0'52.700	0'52.700	155.396
19ª - 2							1'35.167	0'44.886					1'37.830	0'45.130	
19ª - 3							2'11.645	0'36.478					2'14.995	0'37.165	
20ª - 1							0'49.977	0'49.977	166.154				0'52.958	0'52.958	147.541
20ª - 2							1'35.276	0'45.299					1'42.098	0'49.140	
20ª - 3							2'29.026	0'53.750					2'40.435	0'58.337	
21ª - 1							1'29.611	1'29.611					1'30.074	1'30.074	
21ª - 2							2'42.823	1'13.212					2'43.457	1'13.383	
21ª - 3							3'32.946	0'50.123					3'33.880	0'50.423	



Circuito del Jarama
Iberian Historic Endurance
Race 2

Lap Analysis

03/06/2018

Number	121			139			153			155			158		
Lap	Lap Time	Partial	Speed	Lap Time	Partial	Speed	Lap Time	Partial	Speed	Lap Time	Partial	Speed	Lap Time	Partial	Speed
22ª - 1							0'49.680	0'49.680					0'49.019	0'49.019	166.667
22ª - 2							1'34.241	0'44.561					1'31.976	0'42.957	
22ª - 3							2'10.588	0'36.347					2'07.689	0'35.713	
23ª - 1															
23ª - 2															
23ª - 3															
24ª - 1															
24ª - 2															
24ª - 3															

Ideal Lap	
0'48.071	0'48.071
1'29.793	0'41.722
2'04.636	0'34.843

Ideal Lap	
0'48.346	0'48.346
1'31.831	0'43.485
2'07.160	0'35.329

Ideal Lap	
0'49.024	0'49.024
1'32.643	0'43.619
2'08.557	0'35.914

Ideal Lap	
0'44.882	0'44.882
1'24.018	0'39.136
1'55.945	0'31.927

Ideal Lap	
0'47.063	0'47.063
1'29.322	0'42.259
2'04.383	0'35.061

Ideal Best Lap	
0'43.312	0'43.312
1'20.832	0'37.520
1'52.321	0'31.489



Circuito del Jarama
Iberian Historic Endurance
Race 2

Lap Analysis

03/06/2018

Number	159			169			176			177			178		
Lap	Lap Time	Partial	Speed	Lap Time	Partial	Speed	Lap Time	Partial	Speed	Lap Time	Partial	Speed	Lap Time	Partial	Speed
22ª - 1	1'13.157	1'13.157	126.169							0'52.436	0'52.436	152.113	0'50.512	0'50.512	161.920
22ª - 2	2'25.781	1'12.624								1'37.633	0'45.197		1'34.652	0'44.140	
22ª - 3	3'16.285	0'50.504								2'14.457	0'36.824		2'12.609	0'37.957	
23ª - 1	0'51.443	0'51.443	162.407												
23ª - 2	1'35.778	0'44.335													
23ª - 3	2'13.397	0'37.619													
24ª - 1															
24ª - 2															
24ª - 3															

Ideal Lap	
0'46.461	0'46.461
1'27.555	0'41.094
2'01.373	0'33.818

Ideal Lap	
0'46.561	0'46.561
1'27.490	0'40.929
2'01.353	0'33.863

Ideal Lap	
0'53.232	0'53.232
1'34.199	0'40.967
3'13.084	1'38.885

Ideal Lap	
0'49.017	0'49.017
1'32.218	0'43.201
2'08.289	0'36.071

Ideal Lap	
0'48.490	0'48.490
1'31.657	0'43.167
2'07.259	0'35.602

Ideal Best Lap	
0'43.312	0'43.312
1'20.832	0'37.520
1'52.321	0'31.489



Circuito del Jarama
Iberian Historic Endurance
Race 2

Lap Analysis

03/06/2018

Number	179			209			210			220			227		
Lap	Lap Time	Partial	Speed	Lap Time	Partial	Speed	Lap Time	Partial	Speed	Lap Time	Partial	Speed	Lap Time	Partial	Speed
22 ^a - 1	0'53.395	0'53.395	139.897							0'50.408	0'50.408	161.677	0'52.163	0'52.163	143.427
22 ^a - 2	2'02.103	1'08.708								1'34.523	0'44.115		2'02.715	1'10.552	
22 ^a - 3	3'01.202	0'59.099								2'11.480	0'36.957		3'01.996	0'59.281	
23 ^a - 1	1'30.344	1'30.344											1'30.130	1'30.130	
23 ^a - 2	2'43.325	1'12.981											2'43.208	1'13.078	
23 ^a - 3	3'33.941	0'50.616											3'35.298	0'52.090	
24 ^a - 1	0'45.446	0'45.446	186.207										0'48.463	0'48.463	144.193
24 ^a - 2	1'23.847	0'38.401											1'27.231	0'38.768	
24 ^a - 3	1'56.079	0'32.232											1'59.650	0'32.419	

Ideal Lap	
0'44.261	0'44.261
1'22.662	0'38.401
1'54.861	0'32.199

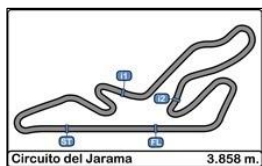
Ideal Lap	
0'50.764	0'50.764
1'36.870	0'46.106
2'14.287	0'37.417

Ideal Lap	
0'50.039	0'50.039
1'34.462	0'44.423
2'11.486	0'37.024

Ideal Lap	
0'48.819	0'48.819
1'32.451	0'43.632
2'08.216	0'35.765

Ideal Lap	
0'43.875	0'43.875
1'22.174	0'38.299
1'54.198	0'32.024

Ideal Best Lap	
0'43.312	0'43.312
1'20.832	0'37.520
1'52.321	0'31.489



Circuito del Jarama Iberian Historic Endurance Race 2

Lap Analysis

03/06/2018

Number	327			337		
	Lap Time	Partial	Speed	Lap Time	Partial	Speed
1ª - 1	1'10.327	1'10.327	139.355	1'01.808	1'01.808	145.946
1ª - 2	1'59.445	0'49.118		1'46.721	0'44.913	
1ª - 3	2'40.015	0'40.570		2'22.213	0'35.492	
2ª - 1	0'54.433	0'54.433	155.396	0'49.122	0'49.122	168.225
2ª - 2	1'44.957	0'50.524		1'31.801	0'42.679	
2ª - 3	2'25.790	0'40.833		2'07.058	0'35.257	
3ª - 1	0'54.887	0'54.887	152.759	0'48.324	0'48.324	182.125
3ª - 2	1'45.008	0'50.121		1'31.371	0'43.047	
3ª - 3	2'26.097	0'41.089		2'06.907	0'35.536	
4ª - 1	0'55.339	0'55.339	151.049	0'48.242	0'48.242	179.701
4ª - 2	1'45.286	0'49.947		1'31.043	0'42.801	
4ª - 3	2'26.405	0'41.119		2'06.447	0'35.404	
5ª - 1	0'54.758	0'54.758	151.686	0'48.222	0'48.222	181.209
5ª - 2	1'45.241	0'50.483		1'31.025	0'42.803	
5ª - 3	2'26.352	0'41.111		2'06.362	0'35.337	
6ª - 1	0'54.735	0'54.735	152.975	0'47.922	0'47.922	181.209
6ª - 2	1'45.347	0'50.612		1'30.726	0'42.804	
6ª - 3	2'25.791	0'40.444		2'06.087	0'35.361	
7ª - 1	0'56.053	0'56.053	151.049	0'48.539	0'48.539	182.125
7ª - 2	1'45.693	0'49.640		1'31.535	0'42.996	
7ª - 3	2'25.643	0'39.950		2'07.538	0'36.003	
8ª - 1	0'55.383	0'55.383	155.396	0'48.863	0'48.863	172.524
8ª - 2	1'45.562	0'50.179		1'31.681	0'42.818	
8ª - 3	2'26.309	0'40.747		2'07.044	0'35.363	
9ª - 1	0'54.961	0'54.961	153.192	0'49.295	0'49.295	179.701
9ª - 2	1'44.257	0'49.296		1'33.039	0'43.744	
9ª - 3	2'32.566	0'48.309	PIT	2'09.033	0'35.994	
10ª - 1	2'25.374	2'25.374		0'49.704	0'49.704	174.194
10ª - 2	3'11.130	0'45.756		1'33.326	0'43.622	
10ª - 3	3'48.673	0'37.543		2'10.447	0'37.121	
11ª - 1	0'51.734	0'51.734	169.545	0'51.249	0'51.249	149.792
11ª - 2	1'37.331	0'45.597		1'35.548	0'44.299	
11ª - 3	2'14.112	0'36.781		2'22.599	0'47.051	PIT
12ª - 1	0'50.899	0'50.899	165.138	2'40.830	2'40.830	
12ª - 2	1'35.407	0'44.508		3'27.741	0'46.911	
12ª - 3	2'12.410	0'37.003		4'05.659	0'37.918	
13ª - 1	0'51.235	0'51.235	173.634	0'53.098	0'53.098	164.886
13ª - 2	1'36.089	0'44.854		1'38.725	0'45.627	
13ª - 3	2'12.718	0'36.629		2'15.935	0'37.210	
14ª - 1	0'50.583	0'50.583	163.637	0'50.477	0'50.477	173.634
14ª - 2	1'35.665	0'45.082		1'36.888	0'46.411	
14ª - 3	2'11.924	0'36.259		2'14.810	0'37.922	
15ª - 1	0'49.534	0'49.534	176.183	0'49.682	0'49.682	173.634
15ª - 2	1'34.011	0'44.477		1'35.254	0'45.572	
15ª - 3	2'11.337	0'37.326		2'11.357	0'36.103	
16ª - 1	0'49.200	0'49.200	176.760	0'49.608	0'49.608	177.632
16ª - 2	1'32.238	0'43.038		1'33.266	0'43.658	
16ª - 3	2'08.387	0'36.149		2'09.581	0'36.315	
17ª - 1	0'53.189	0'53.189	180.603	0'51.478	0'51.478	173.914
17ª - 2				1'36.474	0'44.996	
17ª - 3				2'12.787	0'36.313	
18ª - 1				0'49.499	0'49.499	169.545
18ª - 2				1'32.951	0'43.452	
18ª - 3				2'08.824	0'35.873	
19ª - 1				0'51.891	0'51.891	163.389
19ª - 2				1'37.653	0'45.762	
19ª - 3				2'15.725	0'38.072	
20ª - 1				0'51.716	0'51.716	149.585
20ª - 2				1'40.602	0'48.886	
20ª - 3				2'38.702	0'58.100	
21ª - 1				1'29.960	1'29.960	
21ª - 2				2'43.092	1'13.132	
21ª - 3				3'34.666	0'51.574	



Circuito del Jarama
Iberian Historic Endurance
Race 2

Lap Analysis

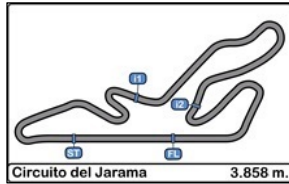
03/06/2018

Number	327			337		
Lap	Lap Time	Partial	Speed	Lap Time	Partial	Speed
22ª - 1				0'51.307	0'51.307	164.134
22ª - 2				1'37.819	0'46.512	
22ª - 3				2'17.152	0'39.333	
23ª - 1						
23ª - 2						
23ª - 3						
24ª - 1						
24ª - 2						
24ª - 3						

Ideal Lap	
0'49.200	0'49.200
1'32.238	0'43.038
2'08.387	0'36.149

Ideal Lap	
0'47.922	0'47.922
1'30.601	0'42.679
2'05.858	0'35.257

Ideal Best Lap	
0'43.312	0'43.312
1'20.832	0'37.520
1'52.321	0'31.489

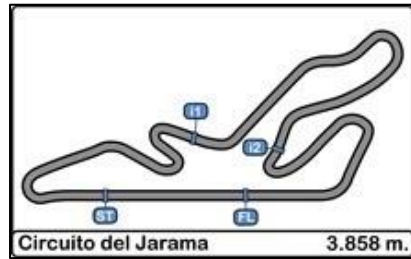


Circuito del Jarama Iberian Historic Endurance Race 2

Best Sectors Results

03/06/2018

Sector - 1				Sector - 2				Sector - 3				Ideal Lap vs Best Lap			
Ord.	Nº	Driver	Time	Nº	Driver	Time	Nº	Driver	Time	Ord.	Nº	Driver	Ideal Lap	Best Lap	Ord.
1	60	Pedro Bastos Rezende	43.312	60	Pedro Bastos Rezende	37.520	60	Pedro Bastos Rezende	31.489	1	60	Pedro Bastos Rezende	1'52.321	1'53.949	1
2	227	Carlos Barbot	43.875	227	Carlos Barbot	38.299	85	Carlos Zorrilla - Moreno	31.901	2	227	Carlos Barbot	1'54.198	1'54.613	3
3	85	Carlos Zorrilla - Moreno	43.999	179	Rui Ribeiro	38.401	155	Martinez - Fuster	31.927	3	85	Carlos Zorrilla - Moreno	1'54.333	1'54.565	2
4	179	Rui Ribeiro	44.261	85	Carlos Zorrilla - Moreno	38.433	227	Carlos Barbot	32.024	4	179	Rui Ribeiro	1'54.861	1'55.889	4
5	155	Martinez - Fuster	44.882	155	Martinez - Fuster	39.136	179	Rui Ribeiro	32.199	5	155	Martinez - Fuster	1'55.945	1'56.478	5
6	66	Antonio Cubero	45.283	53	Francisco Pinto	39.663	49	Ferreira - Carvalho	33.096	6	49	Ferreira - Carvalho	1'58.774	1'59.321	7
7	95	Jorge Cruz	45.616	49	Ferreira - Carvalho	39.743	95	Jorge Cruz	33.286	7	95	Jorge Cruz	1'58.830	1'59.347	8
8	49	Ferreira - Carvalho	45.935	91	Delso - Revença	39.855	58	Antonio Gutiérrez	33.386	8	53	Francisco Pinto	1'59.121	1'59.207	6
9	53	Francisco Pinto	45.987	95	Jorge Cruz	39.928	91	Delso - Revença	33.446	9	91	Delso - Revença	1'59.459	1'59.943	10
10	58	Antonio Gutiérrez	46.023	58	Antonio Gutiérrez	40.673	53	Francisco Pinto	33.471	10	66	Antonio Cubero	1'59.603	1'59.844	9
11	91	Delso - Revença	46.158	66	Antonio Cubero	40.709	66	Antonio Cubero	33.611	11	58	Antonio Gutiérrez	2'00.082	2'01.785	13
12	159	Vaz - Soares	46.461	169	Antunes - Marques Dinis	40.929	159	Vaz - Soares	33.818	12	169	Antunes - Marques Dinis	2'01.353	2'01.571	12
13	169	Antunes - Marques Dinis	46.561	176	Eduardo Davila	40.967	169	Antunes - Marques Dinis	33.863	13	159	Vaz - Soares	2'01.373	2'01.457	11
14	105	J. Filipe Nogueira	46.823	159	Vaz - Soares	41.094	121	Rayment - Wheeler	34.843	14	105	J. Filipe Nogueira	2'03.776	2'04.072	14
15	158	Pinto - Pinto	47.063	39	de Miguel - Delso	41.510	25	Torres da Silva - Rodriguez	34.883	15	158	Pinto - Pinto	2'04.383	2'05.446	18
16	39	de Miguel - Delso	47.131	121	Rayment - Wheeler	41.722	103	Luis Sousa Ribeiro	35.013	16	39	de Miguel - Delso	2'04.494	2'04.852	16
17	25	Torres da Silva - Rodriguez	47.672	103	Luis Sousa Ribeiro	41.822	158	Pinto - Pinto	35.061	17	121	Rayment - Wheeler	2'04.636	2'04.687	15
18	337	Carvalhosa - Dal Maso	47.922	105	J. Filipe Nogueira	41.879	105	J. Filipe Nogueira	35.074	18	25	Torres da Silva - Rodriguez	2'04.688	2'04.957	17
19	121	Rayment - Wheeler	48.071	25	Torres da Silva - Rodriguez	42.133	337	Carvalhosa - Dal Maso	35.257	19	103	Luis Sousa Ribeiro	2'05.082	2'06.281	20
20	103	Luis Sousa Ribeiro	48.247	158	Pinto - Pinto	42.259	139	Duarte - Silva	35.329	20	337	Carvalhosa - Dal Maso	2'05.858	2'06.087	19
21	139	Duarte - Silva	48.346	337	Carvalhosa - Dal Maso	42.679	178	Luis Portal	35.602	21	139	Duarte - Silva	2'07.160	2'07.892	21
22	178	Luis Portal	48.490	327	Dal Maso - Nunes	43.038	220	Paulo Rompante	35.765	22	178	Luis Portal	2'07.259	2'07.917	22
23	104	Luis Gama Rocha	48.698	104	Luis Gama Rocha	43.073	104	Luis Gama Rocha	35.826	23	104	Luis Gama Rocha	2'07.597	2'08.231	23
24	220	Paulo Rompante	48.819	178	Luis Portal	43.167	39	de Miguel - Delso	35.853	24	220	Paulo Rompante	2'08.216	2'08.696	26
25	177	Fernandez - Fernandez	49.017	177	Fernandez - Fernandez	43.201	153	Manuel de la Torre	35.914	25	177	Fernandez - Fernandez	2'08.289	2'08.792	27
26	153	Manuel de la Torre	49.024	139	Duarte - Silva	43.485	177	Fernandez - Fernandez	36.071	26	327	Dal Maso - Nunes	2'08.387	2'08.387	24
27	327	Dal Maso - Nunes	49.200	153	Manuel de la Torre	43.619	327	Dal Maso - Nunes	36.149	27	153	Manuel de la Torre	2'08.557	2'08.557	25
28	44	Francisco Serrano	49.434	220	Paulo Rompante	43.632	44	Francisco Serrano	36.335	28	44	Francisco Serrano	2'09.695	2'11.548	28
29	210	Beltrán - Tarrero	50.039	44	Francisco Serrano	43.926	210	Beltrán - Tarrero	37.024	29	210	Beltrán - Tarrero	2'11.486	2'12.468	29
30	209	Antonio Zorrilla - Marcial Rodrigue	50.764	210	Beltrán - Tarrero	44.423	209	Antonio Zorrilla - Marcial Rodrigue	37.417	30	209	Antonio Zorrilla - Marcial Rodrigue	2'14.287	2'14.797	30
31	15	Fernández - Fernández	52.108	209	Antonio Zorrilla - Marcial Rodrigue	46.106	15	Fernández - Fernández	37.986	31	15	Fernández - Fernández	2'16.653	2'17.264	31
32	176	Eduardo Davila	53.232	15	Fernández - Fernández	46.559	176	Eduardo Davila	1'38.885	32	176	Eduardo Davila	3'13.084	3'13.084	32

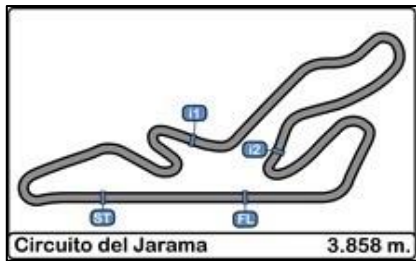


Circuito del Jarama Iberian Historic Endurance Race 2

Best Top Speeds

03/06/2018

Ord.	Nº	Driver 1	Driver 2	Entrant	Vehicle	Cat.	Cla.	Top 1		Top 2		Top 3		Top 4		Top 5		Avg.
								Km/h	Lap	Km/h	Lap	Km/h	Lap	Km/h	Lap	Km/h	Lap	
1	227	Carlos Barbot		Carlos Barbot	Merlyn MK4	H -GTP	1º	213.861	14	207.294	13	207.294	16	206.107	8	204.934	20	207.898
2	60	Pedro Bastos Rezende		Pedro Bastos Rezende	Porsche 911 3.0 RS	H-1976	1º	213.018	9	207.294	8	206.501	10	203.008	15	202.247	6	206.413
3	85	Juan Carlos Zorrilla	Tomas Moreno	EFICAR TEAM	Porsche 911 3.0 RS	H-1976	2º	207.294	8	203.390	9	202.247	13	200.000	11	199.262	10	202.439
4	179	Rui Ribeiro		Rui Ribeiro	Ford Escort RS 2000	H-C	1º	200.000	8	198.895	6	191.150	10	190.141	7	189.807	20	193.999
5	66	Antonio Cubero		Nou Onze	Porsche 911 3.0 RS	H-1976	3º	194.595	10	193.202	7	190.141	8	188.153	2	183.986	17	190.015
6	53	Francisco Pinto		Francisco Pinto	BMW 2002	H-1971	1º	191.829	12	190.476	10	186.528	8	186.207	9	182.125	11	187.433
7	91	Luis Delso	Javier Revença	AECD	BMW 635 CSI	H-C	2º	191.829	7	189.807	6	188.811	3	188.153	5	186.851	10	189.090
8	95	Jorge Cruz		Jorge Cruz	BMW 323i	H-C	3º	190.476	10	188.811	9	185.886	4	185.567	6	185.567	18	187.262
9	25	António Torres da Silva	Alvaro Rodriguez	António Torres da Silva	Porsche 911 SWB	H-1965/GDS	1º	188.153	18	185.886	11	185.249	10	183.673	13	183.051	16	185.203
10	158	Simplicio Pinto	Marco Pinto	Simplicio Pinto	BMW 2002 Ti	H-1971	2º	187.500	12	185.886	15	183.986	8	183.673	17	181.818	7	184.573
11	153	Manuel de la Torre		EFICAR TEAM	Porsche 911 SWB	H-1971	3º	187.175	18	177.049	17	176.183	6	175.610	14	173.913	12	177.986
12	105	J. Filipe Nogueira		J. Filipe Nogueira	Ford Escort RS 2000 MK1	H-C	4º	186.851	7	183.051	5	180.602	16	179.700	6	176.471	2	181.335
13	337	José Carvalhosa	Piero Dal Maso	José Carvalhosa	Porsche 2.5 ST	H-1971	4º	182.125	7	182.125	3	181.208	5	181.208	6	179.700	9	181.273
14	169	Paulo Antunes	Jorge Marques Dinis	Paulo Antunes	Datsun Sunny 1400 GX Excellent	H-1976	4º	181.513	6	180.301	3	180.000	11	180.000	13	179.700	4	180.303
15	49	Miguel Ferreira	Francisco Carvalho	Miguel Ferreira	Ford Escort RS 1600	H-1971	5º	180.905	5	177.340	2							89.898
16	159	Miguel Vaz	Fernando Soares	Miguel Vaz	Datsun 510/1600 SSS	H-1971	6º	180.905	6	180.000	7	179.700	9	179.700	11	177.340	8	179.529
17	103	Luis Sousa Ribeiro		Luis Sousa Ribeiro	Ford Cortina Lotus	H-1965/GDS	2º	180.602	9	180.301	12	178.808	14	177.924	13	177.632	10	179.053
18	327	Piero Dal Maso	Nuno Nunes	Piero Dal Maso	Porsche 911 SWB	H-1965/GDS	3º	180.602	17	176.759	16	176.183	15	173.633	13	169.545	11	175.344
19	39	Carlos de Miguel	Luis Delso	AECD	Alfa Romeo GTAm	H-1971	7º	178.808	17	176.759	18	174.194	16	171.157	22	171.157	7	174.415
20	121	Paul Rayment	James Wheeler	Paul Rayment	MG B Roadster	H-1965	1º	177.924	5	174.475	4	171.157	12	170.347	13	165.391	9	171.859
21	104	Luis Gama Rocha		Luis Gama Rocha	Ford Cortina Lotus MK1	H-1965/GDS	4º	176.183	7	173.355	8	173.077	14	170.886	17	170.616	9	172.823
22	139	Bruno Duarte	Filipe Silva	Bruno Duarte	Alfa Romeo GTAm	H-1971	8º	175.041	7	174.194	6	171.975	8	167.442	4	160.237	5	169.778
23	177	Eugenio Fernandez	Andrea Fernandez	Eficar Team	Matra Bonnet DJET 5	H-1965/GDS	5º	172.524	10	172.249	11	172.249	13	170.616	8	170.616	12	171.651
24	178	Luis Portal		Nou Onze Team	VW Golf II	H-C	5º	171.429	18	169.014	7	169.014	16	168.750	10	168.487	6	169.339
25	220	Paulo Rompante		Paulo Rompante	Alfa Romeo Giulia Super 1600	H-C	6º	170.616	17	169.279	8	168.224	4	167.702	3	167.702	14	168.705
26	210	Carlos Beltrán	Pablo Tarrero	Nou Onze	Porsche 911 SWB	H-1965/GDS	6º	168.224	15	164.634	2	164.134	7	163.389	5	163.389	3	164.754
27	44	Francisco Serrano		AECD	Mini Cooper S	H-1971	9º	166.924	4	166.924	9	164.634	3	161.435	2	160.237	18	164.031
28	15	María Fernández	Iria Fernández	CLUB PORSCHE ESPAÑA	Porsche 356 B	H-1965	2º	154.066	2	151.899	10	149.584	6	149.584	12	149.584	4	150.944
29	155	Alfredo Martinez	Jesus Fuster	CLUB PORSCHE ESPAÑA	Porsche 911 3.0 RS	H-1976	5º	100.186	9									25.387

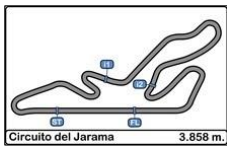


Circuito del Jarama Iberian Historic Endurance Race 2

Fastest Lap Sequence

03/06/2018

<u>Time of Day</u>	<u>Session Time</u>	<u>Nº</u>	<u>Driver 1</u>	<u>Driver 2</u>	<u>Entrant</u>	<u>Vehicle</u>	<u>Cat.</u>	<u>Time</u>	<u>Km/h</u>	<u>Lap</u>
14:04'02.825	2'04.024	227	Carlos Barbot		Carlos Barbot	Merlyn MK4	H -GTP	2'04.024	111.985	1
14:05'59.725	4'01.111	227	Carlos Barbot		Carlos Barbot	Merlyn MK4	H -GTP	1'57.087	118.619	2
14:06'07.572	4'08.835	85	Juan Carlos Zorrilla	Tomas Moreno	EFICAR TEAM	Porsche 911 3.0 RS	H-1976	1'56.221	119.503	2
14:07'55.846	1'44.051	227	Carlos Barbot		Carlos Barbot	Merlyn MK4	H -GTP	1'56.203	119.522	3
14:08'01.867	1'50.137	85	Juan Carlos Zorrilla	Tomas Moreno	EFICAR TEAM	Porsche 911 3.0 RS	H-1976	1'54.565	121.231	3
14:10'01.754	3'49.590	60	Pedro Bastos Rezende		Pedro Bastos Rezende	Porsche 911 3.0 RS	H-1976	1'54.244	121.571	4
14:17'39.989	11'27.751	60	Pedro Bastos Rezende		Pedro Bastos Rezende	Porsche 911 3.0 RS	H-1976	1'53.949	121.886	8

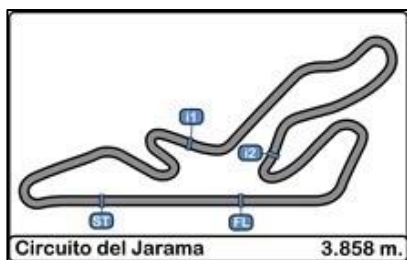


Circuito del Jarama
Iberian Historic Endurance
Race 2

LAP CHART

03/06/2018

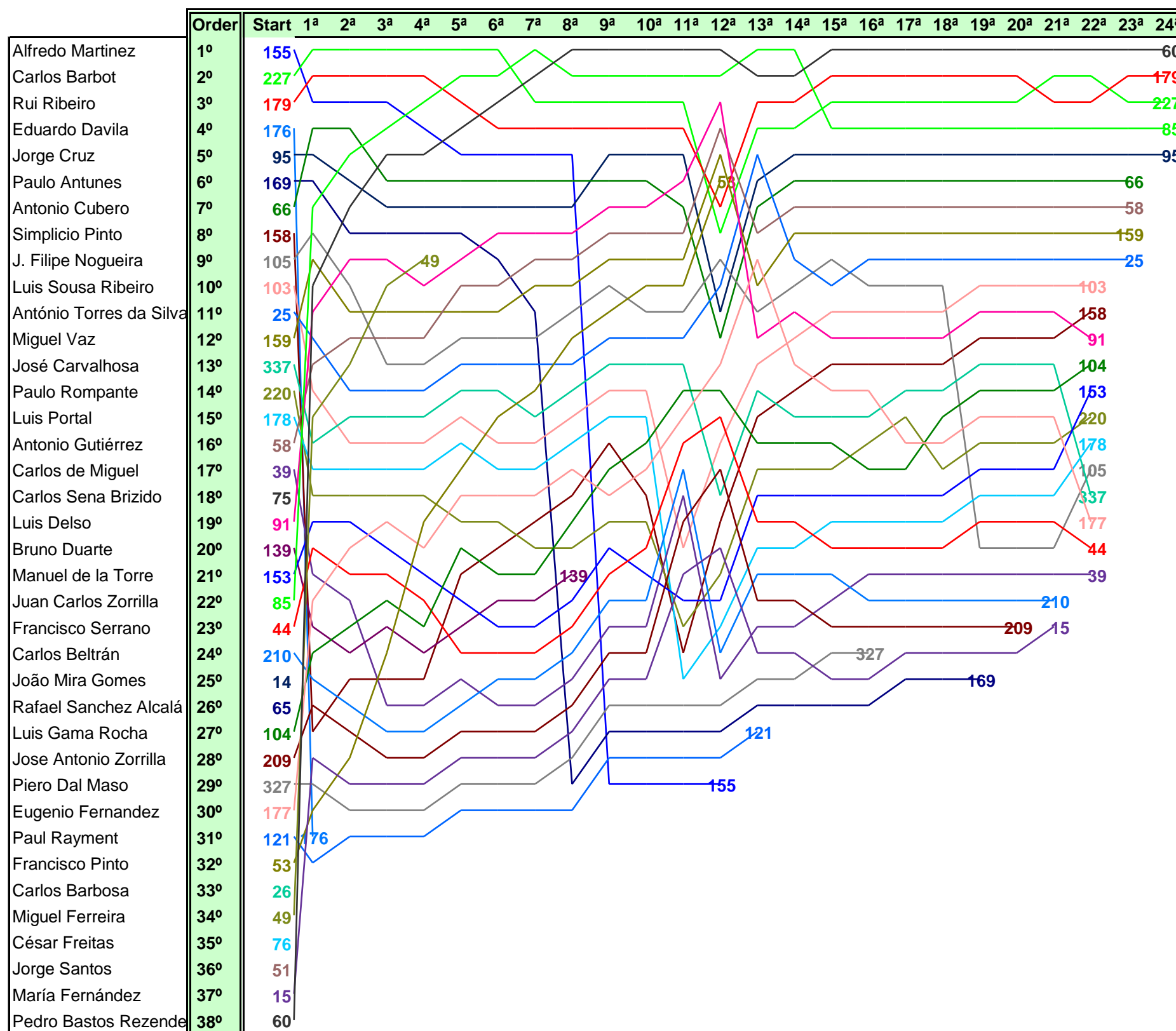
Order	24 ^h	GAP / LT
1 ^o	60	1'54.771
2 ^o	179	4.003 1'56.079
3 ^o	227	8.376 1'59.65
4 ^o	85	29.290 2'09.078
5 ^o	95	29.525 2'08.955
6 ^o		
7 ^o		
8 ^o		
9 ^o		
10 ^o		
11 ^o		
12 ^o		
13 ^o		
14 ^o		
15 ^o		
16 ^o		
17 ^o		
18 ^o		
19 ^o		
20 ^o		
21 ^o		
22 ^o		
23 ^o		
24 ^o		
25 ^o		
26 ^o		
27 ^o		
28 ^o		
29 ^o		
30 ^o		
31 ^o		
32 ^o		
33 ^o		
34 ^o		
35 ^o		
36 ^o		
37 ^o		
38 ^o		

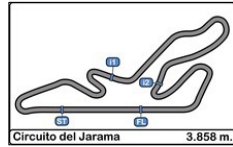


Circuito del Jarama
Iberian Historic Endurance
Race 2

Graphic Lap Chart

03/06/2018





Circuito del Jarama
Iberian Historic Endurance
Race 2

Final Results

03/06/2018

Clas. Nº	Driver 1	Driver 2	Entrant	Vehicle	Cat.	Cla.	Laps	Total Time	Km/h.	Gap	Best Time	Km/h.
1	60 Pedro Bastos Rezende		Pedro Bastos Rezende	Porsche 911 3.0 RS	H-1976	1º	24	51'28.530	107.926		8	1'53.949 #####
2	179 Rui Ribeiro		Rui Ribeiro	Ford Escort RS 2000	H-C	1º	24	51'53.533	107.059	25'003	20	1'55.889 #####
3	85 Juan Carlos Zorrilla	Tomas Moreno	EFICAR TEAM	Porsche 911 3.0 RS	H-1976	2º	24	51'57.820	106.912	29'290	3	1'54.565 #####
4	227 Carlos Barbot		Carlos Barbot	Merlyn MK4	H-GTP	1º	24	51'57.906	106.909	29'376	16	1'54.613 #####
5	95 Jorge Cruz		Jorge Cruz	BMW 323i	H-C	2º	24	51'58.055	106.904	29'525	19	1'59.347 #####
6	66 Antonio Cubero		Nou Onze	Porsche 911 3.0 RS	H-1976	3º	23	51'38.674	103.091	1 Lap.	2	1'59.844 #####
7	58 Antonio Gutiérrez		AECD	Porsche 911 ST	H-1971	1º	23	51'39.280	103.070	1 Lap.	8	2'01.785 #####
8	159 Miguel Vaz	Fernando Soares	Miguel Vaz	Datsun 510/1600 SSS	H-1971	2º	23	51'59.201	102.412	1 Lap.	8	2'01.457 #####
9	25 António Torres da Silva	Alvaro Rodriguez	António Torres da Silva	Porsche 911 SWB	H-1965/GDS	1º	23	52'01.869	102.325	1 Lap.	12	2'04.957 #####
10	103 Luis Sousa Ribeiro		Luis Sousa Ribeiro	Ford Cortina Lotus	H-1965/GDS	2º	22	49'49.471	102.210	2 Lap.	7	2'06.281 #####
11	91 Luis Delso	Javier Revença	AECD	BMW 635 CSI	H-C	3º	22	51'49.335	98.270	2 Lap.	7	1'59.943 #####
12	104 Luis Gama Rocha		Luis Gama Rocha	Ford Cortina Lotus MK1	H-1965/GDS	3º	22	51'52.810	98.161	2 Lap.	18	2'08.231 #####
13	153 Manuel de la Torre		EFICAR TEAM	Porsche 911 SWB	H-1971	3º	22	51'54.249	98.115	2 Lap.	17	2'08.557 #####
14	220 Paulo Rompante		Paulo Rompante	Alfa Romeo Giulia Super 1600	H-C	4º	22	51'54.965	98.093	2 Lap.	16	2'08.696 #####
15	178 Luis Portal		Nou Onze Team	VW Golf II	H-C	5º	22	51'56.552	98.043	2 Lap.	15	2'07.917 #####
16	105 J. Filipe Nogueira		J. Filipe Nogueira	Ford Escort RS 2000 MK1	H-C	6º	22	51'56.719	98.037	2 Lap.	5	2'04.072 #####
17	337 José Carvalhosa	Piero Dal Maso	José Carvalhosa	Porsche 2.5 ST	H-1971	4º	22	51'56.933	98.031	2 Lap.	6	2'06.087 #####
18	177 Eugenio Fernandez	Andrea Fernandez	Eficar Team	Matra Bonnet DJET 5	H-1965/GDS	4º	22	51'57.583	98.010	2 Lap.	10	2'08.792 #####
19	44 Francisco Serrano		AECD	Mini Cooper S	H-1971	5º	22	51'57.878	98.001	2 Lap.	9	2'11.548 #####
20	158 Simplicio Pinto	Marco Pinto	Simplicio Pinto	BMW 2002 Ti	H-1971	6º	22	52'06.570	97.729	2 Lap.	16	2'05.446 #####
21	39 Carlos de Miguel	Luis Delso	AECD	Alfa Romeo GTAm	H-1971	7º	22	52'19.825	97.316	2 Lap.	18	2'04.852 #####
22	210 Carlos Beltrán	Pablo Tarrero	Nou Onze	Porsche 911 SWB	H-1965/GDS	5º	21	51'56.616	93.584	3 Lap.	6	2'12.468 #####
23	15 María Fernández	Iria Fernández	CLUB PORSCHE ESPAÑA	Porsche 356 B	H-1965	1º	21	52'08.331	93.234	3 Lap.	11	2'17.264 #####
24	209 Jose Antonio Zorrilla	Jose Marcial Rodriguez	Pravia Autocompetición	Porsche 356C	H-1965	2º	20	49'37.398	93.295	4 Lap.	4	2'14.797 #####
25	169 Paulo Antunes	Jorge Marques Dinis	Paulo Antunes	Datsun Sunny 1400 GX Excellent	H-1976	4º	19	52'05.475	84.432	5 Lap.	4	2'01.571 #####

NOT CLASSIFIED

26	327 Piero Dal Maso	Nuno Nunes	Piero Dal Maso	Porsche 911 SWB	H-1965/GDS	6º	16	39'14.529	94.381	8 Lap.	16	2'08.387 #####
27	121 Paul Rayment	James Wheeler	Paul Rayment	MG B Roadster	H-1965	3º	13	40'02.746	75.146	11 Lap.	4	2'04.687 #####
28	53 Francisco Pinto		Francisco Pinto	BMW 2002	H-1971	8º	12	25'09.822	110.388	12 Lap.	11	1'59.207 #####
29	155 Alfredo Martínez	Jesus Fuster	CLUB PORSCHE ESPAÑA	Porsche 911 3.0 RS	H-1976	5º	12	51'39.775	53.767	12 Lap.	7	1'56.478 #####
30	139 Bruno Duarte	Filipe Silva	Bruno Duarte	Alfa Romeo GTAm	H-1971	9º	8	17'49.060	103.933	16 Lap.	6	2'07.892 #####
31	49 Miguel Ferreira	Francisco Carvalho	Miguel Ferreira	Ford Escort RS 1600	H-1971	10º	4	08'20.549	110.989	20 Lap.	4	1'59.321 #####
32	176 Eduardo Davila		CLUB PORSCHE ESPAÑA	Porsche 911 3.0 RS	H-1976	6º	1	03'13.084	71.932	23 Lap.	0	3'13.084 71.932

PENALIZADOS LOS DORSALES 39, 158,179 Y 227 CON 21 SEG. EN VIRTUD DEL ARTICULO 16.1.b1
PENALIZADO EL DORSAL 169 CON 21 SEG. EN VIRTUD DEL ARTICULO 16.2

Published at:.....

Track Status **Dry**

Stewards:	Race Director:	Timekeeper: