

Circuito del Jarama
UV Endurance RACE Jarama
Entrenamiento no cronometrado



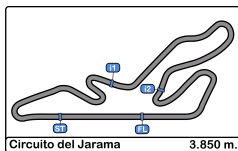
Resultados Finales

Clas	Nº	Team	Vehiculo	Cat	Clas	N.V.	V.R.	Tiempo	Dif 1º	Dif Ant.	Km/h
1	23	PMH Motorsport	Nissan Sunny GTI	2	1	37	8	2:02.522			113.1
2	24	PMH Motorsport	Nissan Sunny GTI	2	2	37	8	2:02.900	0.378	0.378	112.7
3	4	HLT 2	VW Golf GTI 16v	2	3	33	24	2:05.181	2.659	2.281	110.7
4	9	RX Pro Racing	BMW 325i	3	1	38	30	2:06.598	4.076	1.417	109.4
5	2	ASAP Racing	Honda Civic EG5	1	1	27	26	2:07.761	5.239	1.163	108.4
6	1	OLIMPIA Racing	Citroen AX	1	2	20	19	2:09.788	7.266	2.027	106.7
7	6	ALVITRUCKSPORT	BMW 320i E36	2	4	31	30	2:10.950	8.428	1.162	105.8
8	3	FASTPORT	BMW 320i	2	5	23	22	2:11.263	8.741	0.313	105.5
9	46	#lodecorrermuchashoras	Mazda MX5	1	3	23	7	2:11.790	9.268	0.527	105.1
10	12	JDMotor	BMW 325i E30	3	2	27	16	2:11.834	9.312	0.044	105.1
11	27	DRS - REPSOL Racing Team	BMW 318is E36	2	6	21	4	2:11.895	9.373	0.061	105.0
12	7	IÑAKI BEGUIRISTAIN UGARTE	VW Golf	2	7	21	15	2:11.998	9.476	0.103	105.0
13	15	JER Motorsport	HONDA Civic	1	4	11	7	2:12.900	10.378	0.902	104.2
14	5	HLT mk3	VW Golf	2	8	28	18	2:14.549	12.027	1.649	103.0
15	8	Museo del Recambio	BMW E36	3	3	23	22	2:15.401	12.879	0.852	102.3
16	10	INFOVA Automoción	VW Golf	2	9	23	22	2:17.796	15.274	2.395	100.5
0	99					0	0	1:46:39.000	1:44:36.47	1:44:21.20	00.0

Publicada a las :.....

Comisarios Deportivos:	Director de Carrera:	Cronometrador:
-------------------------------	-----------------------------	-----------------------





Circuito del Jarama
UV Endurance RACE Jarama
 Entrenamiento no cronometrado



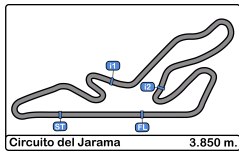
Resultados Finales por categoría

Clas	Nº	Team	Vehiculo	Cat	Clas	N.V.	V.R.	Tiempo	Dif 1º	Dif Ant.	Km/h
1	99					0	0	1:46:39.000			00.0
1											
1	2	ASAP Racing	Honda Civic EG5	1	1	27	26	2:07.761			108.4
2	1	OLIMPIA Racing	Citroen AX	1	2	20	19	2:09.788	2.027	2.027	106.7
3	46	#lodecorrermuchashoras	Mazda MX5	1	3	23	7	2:11.790	4.029	2.002	105.1
4	15	JER Motorsport	HONDA Civic	1	4	11	7	2:12.900	5.139	1.110	104.2
2											
1	23	PMH Motorsport	Nissan Sunny GTI	2	1	37	8	2:02.522			113.1
2	24	PMH Motorsport	Nissan Sunny GTI	2	2	37	8	2:02.900	0.378	0.378	112.7
3	4	HLT 2	VW Golf GTI 16v	2	3	33	24	2:05.181	2.659	2.281	110.7
4	6	ALVITRUCKSPORT	BMW 320i E36	2	4	31	30	2:10.950	8.428	5.769	105.8
5	3	FASTPORT	BMW 320i	2	5	23	22	2:11.263	8.741	0.313	105.5
6	27	DRS - REPSOL Racing Team	BMW 318is E36	2	6	21	4	2:11.895	9.373	0.632	105.0
7	7	IÑAKI BEGUIRISTAIN UGARTE	VW Golf	2	7	21	15	2:11.998	9.476	0.103	105.0
8	5	HLT mk3	VW Golf	2	8	28	18	2:14.549	12.027	2.551	103.0
9	10	INFOVA Automoción	VW Golf	2	9	23	22	2:17.796	15.274	3.247	100.5
3											
1	9	RX Pro Racing	BMW 325i	3	1	38	30	2:06.598			109.4
2	12	JDMotor	BMW 325i E30	3	2	27	16	2:11.834	5.236	5.236	105.1
3	8	Museo del Recambio	BMW E36	3	3	23	22	2:15.401	8.803	3.567	102.3

Publicada a las :.....

Comisarios Deportivos:	Director de Carrera:	Cronometrador:



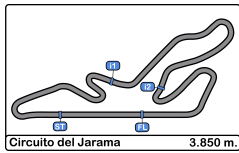


Circuito del Jarama
UV Endurance RACE Jarama
 Entrenamiento no cronometrado
Tiempos Por Vuelta



1 OLIMPIA Racing							2 Citroen AX							ASAP Racing							Honda Civic EG5						
1 OLIMPIA Racing							1 ASAP Racing																				
Lap	D	Time	Sector 1	Sector 2	Sector 3	T. Spd	Elapsed	Lap	D	Time	Sector 1	Sector 2	Sector 3	T. Spd	Elapsed												
1		9:41:28.632	9:39:45.069	1:01.026	42.537	53.1	9:41:28.632	1		9:14:10.373	9:12:32.737	54.802	42.834	48.7	9:14:10.373												
2		2:26.260	57.476	51.906	36.878	119.0	9:43:54.892	2		2:33.181	56.984	52.985	43.212	139.5	9:16:43.554												
3		2:12.901	51.188	44.698	37.015	141.1	9:46:07.793	3		2:26.122	58.813	48.634	38.675	133.4	9:19:09.676												
4		2:10.587	49.929	44.297	36.361	165.3	9:48:18.380	4		2:20.435	53.114	48.364	38.957	143.4	9:21:30.111												
5		2:19.832 P	49.175	43.950	46.707	166.4	9:50:38.212	5		2:26.121	57.205	49.594	39.322	146.7	9:23:56.232												
6		12:43.919	11:10.263	51.979	41.677	58.4	10:03:22.131	6		2:36.144 P	53.606	49.422	53.116	147.5	9:26:32.376												
7		2:25.269	56.959	48.579	39.731	143.2	10:05:47.400	7		6:44.848	5:13.675	51.115	40.058	60.7	9:33:17.224												
8		2:25.668	57.127	48.656	39.885	160.9	10:08:13.068	8		2:21.261	54.153	48.287	38.821	136.1	9:35:38.485												
9		2:22.377	54.324	47.214	40.839	158.8	10:10:35.445	9		2:20.030	53.619	48.040	38.371	134.3	9:37:58.515												
10		2:21.698	54.540	47.677	39.481	163.3	10:12:57.143	10		2:18.727	52.749	47.544	38.434	149.7	9:40:17.242												
11		2:22.607	54.621	47.962	40.024	153.1	10:15:19.750	11		2:30.927 P	53.545	48.426	48.956	144.9	9:42:48.169												
12		2:17.828	53.209	45.833	38.786	165.1	10:17:37.578	12		6:26.321 P	4:42.328	53.531	50.462	56.4	9:49:14.490												
13		2:17.650	52.747	46.513	38.390	165.8	10:19:55.228	13		3:23.914	1:53.034	49.593	41.287	80.6	9:52:38.404												
14		2:17.662	52.279	45.681	39.702	165.1	10:22:12.890	14		2:24.316	54.663	48.636	41.017	130.2	9:55:02.720												
15		2:16.279	53.809	45.004	37.466	154.9	10:24:29.169	15		2:20.844	53.949	47.689	39.206	151.6	9:57:23.564												
16		2:37.443 P	53.269	45.733	58.441	165.6	10:27:06.612	16		2:21.412	54.678	48.175	38.559	146.9	9:59:44.976												
17		16:24.399	14:57.937	47.311	39.151	57.9	10:43:31.011	17		2:20.218	53.151	48.742	38.325	139.7	10:02:05.194												
18		2:11.426	50.293	44.243	36.890	163.1	10:45:42.437	18		2:17.373	52.183	47.395	37.795	154.0	10:04:22.567												
19		2:09.788	49.596	43.827	36.365	167.1	10:47:52.225	19		2:33.474 P	53.944	50.121	49.409	156.0	10:06:56.041												
20		2:40.488 P	54.989	52.095	53.404	154.9	10:50:32.713	20		6:47.479	5:19.187	49.703	38.589	70.2	10:13:43.520												
								21		2:16.900	53.035	46.650	37.215	161.6	10:16:00.420												
								22		2:12.572	51.084	45.015	36.473	166.9	10:18:12.992												
								23		2:29.238 P	52.185	47.108	49.945	168.4	10:20:42.230												
								24		8:55.794	7:23.832	53.021	38.941	67.3	10:29:38.024												
								25		2:21.210	55.327	48.398	37.485	157.4	10:31:59.234												
								26		2:07.761	49.203	42.902	35.656	175.8	10:34:06.995												
								27		2:29.096 P	51.276	47.833	49.987	178.8	10:36:36.091												





Circuito del Jarama
UV Endurance RACE Jarama
 Entrenamiento no cronometrado
Tiempos Por Vuelta



3

FASTPORT

2

BMW 320i **4**

FASTPORT

HLT 2

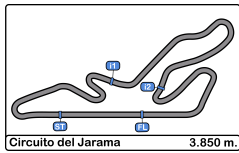
2

VW Golf GTI 16v

HLT 2

Lap	D	Time	Sector 1	Sector 2	Sector 3	T. Spd	Elapsed	Lap	D	Time	Sector 1	Sector 2	Sector 3	T. Spd	Elapsed
1		9:16:04.836	9:14:35.581	50.416	38.839	73.7	9:16:04.836	1		9:07:53.573	9:06:19.859	53.908	39.806	58.7	9:07:53.573
2		2:19.584	54.242	47.594	37.748	166.6	9:18:24.420	2		2:15.424	52.888	45.950	36.586	136.7	9:10:08.997
3		2:12.921	51.459	44.493	36.969	175.0	9:20:37.341	3		2:11.050	49.878	44.830	36.342	157.2	9:12:20.047
4		2:24.955 P	51.358	45.278	48.319	167.1	9:23:02.296	4		2:11.717	50.338	45.259	36.120	153.4	9:14:31.764
5		13:37.313	12:07.744	49.012	40.557	62.9	9:36:39.609	5		2:10.896	49.613	44.735	36.548	151.0	9:16:42.660
6		2:18.854	52.959	46.877	39.018	141.5	9:38:58.463	6		2:28.957 P	49.057	46.627	53.273	165.3	9:19:11.617
7		2:18.715	52.830	47.862	38.023	171.9	9:41:17.178	7		10:12.368	8:46.287	50.333	35.748	70.6	9:29:23.985
8		8:59.655 P	7:04.907	59.120	55.628	176.1	9:50:16.833	8		2:08.187	48.617	43.181	36.389	161.1	9:31:32.172
9		8:41.216	7:00.758	54.977	45.481	59.1	9:58:58.049	9		2:08.316	49.107	43.888	35.321	175.8	9:33:40.488
10		2:25.294	57.693	48.367	39.234	127.3	10:01:23.343	10		2:07.043	47.860	43.179	36.004	172.8	9:35:47.531
11		2:20.239	53.280	47.238	39.721	155.3	10:03:43.582	11		2:06.544	48.040	43.331	35.173	175.3	9:37:54.075
12		2:21.754	53.321	49.252	39.181	166.1	10:06:05.336	12		2:06.202	47.832	43.050	35.320	173.9	9:40:00.277
13		2:17.165	52.093	46.334	38.738	165.8	10:08:22.501	13		2:07.155	48.525	42.951	35.679	178.2	9:42:07.432
14		2:14.923	51.019	46.017	37.887	178.5	10:10:37.424	14		2:31.564 P	49.583	48.549	53.432	157.6	9:44:38.996
15		2:33.870 P	53.729	47.859	52.282	178.8	10:13:11.294	15		5:40.735	4:17.062	45.397	38.276	86.5	9:50:19.731
16		11:27.829	9:57.684	48.388	41.757	57.7	10:24:39.123	16		2:08.277	48.598	44.510	35.169	175.6	9:52:28.008
17		2:21.493	53.989	48.376	39.128	161.9	10:27:00.616	17		2:06.226	48.016	43.205	35.005	183.0	9:54:34.234
18		2:14.419	51.023	46.076	37.320	175.3	10:29:15.035	18		2:05.769	47.540	42.719	35.510	180.9	9:56:40.003
19		2:12.421	50.307	45.291	36.823	172.2	10:31:27.456	19		2:10.786	49.962	44.737	36.087	146.3	9:58:50.789
20		2:15.017	50.352	46.228	38.437	164.1	10:33:42.473	20		2:11.765	52.703	43.492	35.570	108.7	10:01:02.554
21		2:12.214	50.100	45.165	36.949	176.4	10:35:54.687	21		2:06.624	48.132	43.408	35.084	184.3	10:03:09.178
22		2:11.263	49.895	44.897	36.471	174.1	10:38:05.950	22		2:06.734	48.289	43.386	35.059	185.2	10:05:15.912
23		2:25.727 P	50.959	45.365	49.403	182.7	10:40:31.677	23		2:06.814	48.274	43.383	35.157	178.5	10:07:22.726
24								24		2:05.181	47.875	42.521	34.785	181.2	10:09:27.907
25								25		2:08.294	49.653	43.031	35.610	178.2	10:11:36.201
26								26		2:08.053	50.352	42.944	34.757	144.3	10:13:44.254
27								27		2:17.823 P	47.857	42.398	47.568	187.1	10:16:02.077
28								28		5:11.631	3:47.902	46.997	36.732	57.6	10:21:13.708
29								29		2:06.775	49.014	42.434	35.327	154.2	10:23:20.483
30								30		2:05.608	48.149	42.311	35.148	176.4	10:25:26.091
31								31		2:05.698	48.919	41.984	34.795	176.4	10:27:31.789
32								32		2:06.100	47.702	42.486	35.912	180.3	10:29:37.889
33								33		2:36.983 P	59.152	49.166	48.665	107.5	10:32:14.872



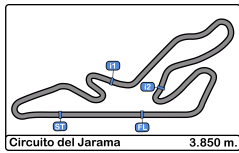


Circuito del Jarama
UV Endurance RACE Jarama
 Entrenamiento no cronometrado **ÚLTIMAVUELTA.es**
Tiempos Por Vuelta



5 HLT mk3							6 VW Golf							ALVITRUCKSPORT							BMW 320i E36												
2							HLT mk3							2							ALVITRUCKSPORT												
Lap	D	Time	Sector 1	Sector 2	Sector 3	T. Spd	Elapsed	Lap	D	Time	Sector 1	Sector 2	Sector 3	T. Spd	Elapsed	Lap	D	Time	Sector 1	Sector 2	Sector 3	T. Spd	Elapsed	Lap	D	Time	Sector 1	Sector 2	Sector 3	T. Spd	Elapsed		
1		9:10:30.852	9:08:59.108	51.392	40.352	69.9	9:10:30.852	1		9:15:15.829	9:13:51.648	46.137	38.044	83.8	9:15:15.829																		
2		2:19.913	52.914	48.167	38.832	155.1	9:12:50.765	2		2:14.041	51.385	45.476	37.180	149.3	9:17:29.870																		
3		2:18.358	52.531	47.215	38.612	162.1	9:15:09.123	3		2:14.992	51.828	45.573	37.591	156.7	9:19:44.862																		
4		2:17.388	52.118	47.103	38.167	158.8	9:17:26.511	4		2:12.898	50.967	44.760	37.171	165.1	9:21:57.760																		
5		2:18.360	51.964	47.170	39.226	161.6	9:19:44.871	5		2:13.745	50.616	45.373	37.756	170.3	9:24:11.505																		
6		2:16.500	51.721	46.569	38.210	161.6	9:22:01.371	6		2:23.378 P	50.700	45.663	47.015	171.4	9:26:34.883																		
7		2:27.358	53.794	53.476	40.088	164.8	9:24:28.729	7		14:31.158	13:00.216	50.033	40.909	69.3	9:41:06.041																		
8		2:15.979	51.892	46.267	37.820	163.1	9:26:44.708	8		2:24.255	55.035	48.193	41.027	158.3	9:43:30.296																		
9		2:15.133	51.250	46.272	37.611	165.1	9:28:59.841	9		2:21.816	55.527	47.577	38.712	137.4	9:45:52.112																		
10		2:45.634 P	56.328	52.925	56.381	160.4	9:31:45.475	10		2:20.157	54.320	47.212	38.625	133.8	9:48:12.269																		
11		8:12.216 P	6:31.649	53.879	46.688	70.1	9:39:57.691	11		2:32.212 P	53.159	47.612	51.441	158.1	9:50:44.481																		
12		3:25.009	1:55.865	49.857	39.287	78.0	9:43:22.700	12		5:44.196	4:14.427	49.996	39.773	74.5	9:56:28.677																		
13		2:20.280	52.913	48.081	39.286	151.0	9:45:42.980	13		2:26.800	55.631	50.122	41.047	138.8	9:58:55.477																		
14		2:18.515	51.970	47.973	38.572	151.2	9:48:01.495	14		2:23.265	55.145	49.215	38.905	139.5	10:01:18.742																		
15		2:18.157	51.240	47.491	39.426	162.8	9:50:19.652	15		2:22.852	54.414	49.196	39.242	159.5	10:03:41.594																		
16		2:18.935	51.025	47.793	40.117	164.3	9:52:38.587	16		2:29.847 P	52.878	49.472	47.497	168.7	10:06:11.441																		
17		2:18.615	51.497	48.808	38.310	156.7	9:54:57.202	17		5:50.778	4:19.393	49.419	41.966	65.6	10:12:02.219																		
18		2:14.549	50.595	46.438	37.516	164.6	9:57:11.751	18		2:28.139	59.536	48.988	39.615	156.5	10:14:30.358																		
19		2:23.623 P	51.296	46.900	45.427	161.9	9:59:35.374	19		2:21.441	54.659	47.679	39.103	161.9	10:16:51.799																		
20		6:34.964	4:56.696	57.291	40.977	64.8	10:06:10.338	20		2:19.735	53.031	47.482	39.222	165.1	10:19:11.534																		
21		2:23.139	54.415	49.244	39.480	143.8	10:08:33.477	21		2:19.315	53.129	47.839	38.347	163.3	10:21:30.849																		
22		2:19.700	52.458	48.423	38.819	156.9	10:10:53.177	22		2:17.388	51.902	47.070	38.416	167.7	10:23:48.237																		
23		2:18.752	52.125	48.441	38.186	156.2	10:13:11.929	23		2:38.131 P	56.128	49.960	52.043	164.1	10:26:26.368																		
24		2:17.977	52.154	47.899	37.924	165.1	10:15:29.906	24		6:11.086	4:40.394	50.206	40.486	64.7	10:32:37.454																		
25		2:32.775 P	52.406	48.077	52.292	162.1	10:18:02.681	25		2:23.923	55.094	48.807	40.022	160.0	10:35:01.377																		
26		6:38.708	4:50.531	53.301	54.876	70.2	10:24:41.389	26		2:21.353	54.224	48.088	39.041	161.6	10:37:22.730																		
27		2:26.051	55.681	49.688	40.682	146.9	10:27:07.440	27		2:20.288	53.529	47.401	39.358	162.1	10:39:43.018																		
28		3:18.260 P	1:13.875	57.464	1:06.921	154.0	10:30:25.700	28		2:32.155 P	52.929	47.230	51.996	161.4	10:42:15.173																		
								29		6:27.579	5:06.750	44.181	36.648	78.6	10:48:42.752																		
								30		2:10.950	50.135	44.355	36.460	171.4	10:50:53.702																		
								31		2:41.271 P	58.312	51.312	51.647	125.7	10:53:34.973																		





Circuito del Jarama
UV Endurance RACE Jarama
 Entrenamiento no cronometrado
Tiempos Por Vuelta



7

IÑAKI BEGUIRISTAIN UGARTE

VW Golf 8

Museo del Recambio

BMW E36

2

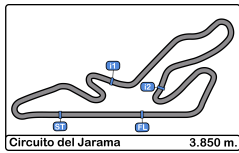
ENZO Racing Team

3

Museo del Recambio

Lap	D	Time	Sector 1	Sector 2	Sector 3	T. Spd	Elapsed	Lap	D	Time	Sector 1	Sector 2	Sector 3	T. Spd	Elapsed
1		9:54:24.721	9:52:55.773	50.221	38.727	58.9	9:54:24.721	1		9:19:14.374	9:17:45.623	49.322	39.429	61.0	9:19:14.374
2		2:12.553	51.825	43.895	36.833	152.1	9:56:37.274	2		2:17.774	53.601	46.054	38.119	129.3	9:21:32.148
3		2:23.636 P	51.737	43.936	47.963	131.2	9:59:00.910	3		2:17.488	52.298	46.110	39.080	146.9	9:23:49.636
4		4:31.853	3:10.619	43.447	37.787	65.5	10:03:32.763	4		2:28.611 P	52.599	45.477	50.535	152.7	9:26:18.247
5		2:18.686 P	50.111	43.754	44.821	169.2	10:05:51.449	5		5:54.801	4:21.743	51.718	41.340	75.7	9:32:13.048
6		8:07.855	6:40.421	48.152	39.282	64.2	10:13:59.304	6		2:25.769	53.460	51.539	40.770	152.7	9:34:38.817
7		2:15.678	52.045	46.068	37.565	158.5	10:16:14.982	7		2:26.165	55.404	50.038	40.723	158.8	9:37:04.982
8		2:17.729	52.957	47.279	37.493	143.4	10:18:32.711	8		2:25.519	56.285	49.501	39.733	138.4	9:39:30.501
9		2:13.239	50.887	45.277	37.075	163.6	10:20:45.950	9		2:19.551	52.470	47.932	39.149	149.1	9:41:50.052
10		2:12.896	50.904	45.138	36.854	164.8	10:22:58.846	10		2:45.026 P	1:02.346	50.068	52.612	78.8	9:44:35.078
11		2:12.866	51.377	45.137	36.352	161.1	10:25:11.712	11		5:27.158	3:47.932	56.718	42.508	57.3	9:50:02.236
12		2:12.613	50.613	45.561	36.439	159.5	10:27:24.325	12		2:30.786	56.557	52.919	41.310	134.6	9:52:33.022
13		2:14.210	51.412	45.174	37.624	165.1	10:29:38.535	13		2:29.568	54.255	53.421	41.892	146.5	9:55:02.590
14		2:12.606	51.320	44.611	36.675	158.5	10:31:51.141	14		2:26.179	56.484	49.653	40.042	131.8	9:57:28.769
15		2:11.998	50.437	44.973	36.588	167.7	10:34:03.139	15		2:32.901	1:00.378	52.293	40.230	99.4	10:00:01.670
16		2:24.977 P	50.474	45.661	48.842	161.9	10:36:28.116	16		2:40.246 P	58.277	51.372	50.597	98.9	10:02:41.916
17		8:26.713	6:55.491	50.652	40.570	64.5	10:44:54.829	17		7:31.105	6:01.264	50.575	39.266	58.9	10:10:13.021
18		2:21.342	53.295	48.829	39.218	155.3	10:47:16.171	18		2:22.926	55.319	49.031	38.576	150.8	10:12:35.947
19		2:18.942	52.241	48.008	38.693	163.1	10:49:35.113	19		2:17.198	52.144	47.787	37.267	159.0	10:14:53.145
20		2:18.272	52.262	47.445	38.565	153.1	10:51:53.385	20		2:16.598	51.396	47.615	37.587	173.3	10:17:09.743
21		2:50.609 P	58.060	52.955	59.594	116.7	10:54:43.994	21		2:16.332	51.088	47.553	37.691	162.4	10:19:26.075
								22		2:15.401	51.321	46.640	37.440	169.0	10:21:41.476
								23		2:30.831 P	51.233	47.730	51.868	167.1	10:24:12.307





Circuito del Jarama
UV Endurance RACE Jarama
 Entrenamiento no cronometrado
Tiempos Por Vuelta



9

RX Pro Racing

BMW 325i 10

INFOVA Automoción

VW Golf

3

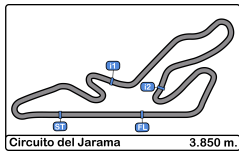
RX Pro Racing

2

INFOVA Automoción

Lap	D	Time	Sector 1	Sector 2	Sector 3	T. Spd	Elapsed	Lap	D	Time	Sector 1	Sector 2	Sector 3	T. Spd	Elapsed
1		9:12:56.604	9:11:33.084	45.111	38.409	79.7	9:12:56.604	1		9:05:25.930	9:03:53.255	50.359	42.316	71.3	9:05:25.930
2		2:12.573	52.008	43.963	36.602	159.7	9:15:09.177	2		2:33.902 P	55.000	47.756	51.146	147.5	9:07:59.832
3		2:11.182	50.539	43.723	36.920	160.4	9:17:20.359	3		4:35.544	3:09.504	47.271	38.769	82.8	9:12:35.376
4		2:10.509	49.573	44.222	36.714	175.6	9:19:30.868	4		2:19.579	53.331	47.355	38.893	159.7	9:14:54.955
5		2:10.255	50.120	43.413	36.722	166.6	9:21:41.123	5		2:19.147	52.599	47.507	39.041	160.7	9:17:14.102
6		2:09.997	50.073	43.983	35.941	173.6	9:23:51.120	6		2:39.543 P	52.961	48.326	58.256	159.7	9:19:53.645
7		2:10.385	50.148	43.420	36.817	167.9	9:26:01.505	7		9:45.350	8:13.771	50.487	41.092	65.8	9:29:38.995
8		2:19.311 P	50.120	44.063	45.128	168.7	9:28:20.816	8		2:27.778	57.036	50.379	40.363	147.3	9:32:06.773
9		4:25.003	2:59.013	48.725	37.265	82.8	9:32:45.819	9		2:25.147	54.732	49.218	41.197	150.4	9:34:31.920
10		2:11.686	50.105	44.566	37.015	170.3	9:34:57.505	10		2:21.633	54.172	47.979	39.482	151.8	9:36:53.553
11		2:10.240	50.123	43.516	36.601	162.4	9:37:07.745	11		2:21.248	54.370	47.714	39.164	150.8	9:39:14.801
12		2:09.899	50.232	43.308	36.359	163.3	9:39:17.644	12		2:38.612 P	55.392	47.437	55.783	156.7	9:41:53.413
13		2:20.751 P	50.848	44.169	45.734	167.1	9:41:38.395	13		6:26.189	4:55.651	49.543	40.995	76.8	9:48:19.602
14		9:29.158	8:00.311	49.236	39.611	80.8	9:51:07.553	14		2:21.858	53.768	48.330	39.760	164.1	9:50:41.460
15		2:27.256	1:03.645	45.907	37.704	155.6	9:53:34.809	15		2:33.224	1:00.963	52.112	40.149	161.1	9:53:14.684
16		2:17.323	53.132	46.586	37.605	161.6	9:55:52.132	16		2:30.674 P	53.755	47.932	48.987	158.5	9:55:45.358
17		2:14.244	51.371	45.984	36.889	151.6	9:58:06.376	17		9:12.211	7:33.485	53.028	45.698	72.8	10:04:57.569
18		2:13.664	51.757	45.147	36.760	133.9	10:00:20.040	18		2:34.929	59.327	53.459	42.143	140.9	10:07:32.498
19		2:14.150	50.720	45.294	38.136	167.7	10:02:34.190	19		2:29.817	57.277	50.821	41.719	143.4	10:10:02.315
20		2:16.340	53.266	45.603	37.471	151.6	10:04:50.530	20		2:39.472 P	56.475	50.163	52.834	143.4	10:12:41.787
21		2:23.590	1:00.876	45.494	37.220	163.1	10:07:14.120	21		16:06.242	14:39.421	48.104	38.717	71.5	10:28:48.029
22		2:12.057	50.465	45.108	36.484	161.6	10:09:26.177	22		2:17.796	52.296	46.952	38.548	163.8	10:31:05.825
23		2:34.978	1:10.468	45.185	39.325	161.4	10:12:01.155	23		3:04.873 P	1:05.307	1:01.511	58.055	122.7	10:34:10.698
24		2:35.558 P	59.640	46.987	48.931	178.2	10:14:36.713								
25		9:31.104	8:07.100	45.261	38.743	64.1	10:24:07.817								
26		2:11.718	51.019	43.874	36.825	163.8	10:26:19.535								
27		2:09.646	49.345	43.701	36.600	172.8	10:28:29.181								
28		2:09.515	49.814	43.223	36.478	172.5	10:30:38.696								
29		2:07.408	48.912	42.695	35.801	177.6	10:32:46.104								
30		2:06.598	48.132	42.455	36.011	180.6	10:34:52.702								
31		2:06.891	48.448	42.657	35.786	181.8	10:36:59.593								
32		2:06.971	48.451	42.592	35.928	184.3	10:39:06.564								
33		2:09.577	50.851	42.790	35.936	183.0	10:41:16.141								
34		2:07.336	48.808	43.011	35.517	181.8	10:43:23.477								
35		2:07.284	48.759	42.811	35.714	187.1	10:45:30.761								
36		2:07.428	48.787	42.983	35.658	184.9	10:47:38.189								
37		2:06.787	48.419	42.652	35.716	185.8	10:49:44.976								
38		2:22.054 P	48.589	42.785	50.680	180.9	10:52:07.030								





Circuito del Jarama
UV Endurance RACE Jarama
 Entrenamiento no cronometrado
Tiempos Por Vuelta



12

JDMotor

3

BMW 325i E30

15

JDMotor

JER Motorsport

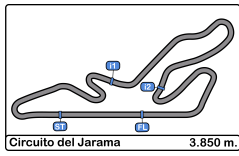
1

HONDA Civic

JER Motorsport

Lap	D	Time	Sector 1	Sector 2	Sector 3	T. Spd	Elapsed	Lap	D	Time	Sector 1	Sector 2	Sector 3	T. Spd	Elapsed
1		9:21:50.775	9:20:16.738	52.967	41.070	53.9	9:21:50.775	1		9:20:24.951	9:18:38.182	1:03.552	43.217	51.7	9:20:24.951
2		2:27.642	56.159	51.434	40.049	139.5	9:24:18.417	2		2:30.159	58.501	50.234	41.424	112.7	9:22:55.110
3		2:24.246	54.877	49.300	40.069	140.9	9:26:42.663	3		2:23.388	55.576	48.525	39.287	130.5	9:25:18.498
4		2:27.069	57.548	49.451	40.070	148.1	9:29:09.732	4		2:38.340 P	56.167	51.053	51.120	139.3	9:27:56.838
5		2:19.579	53.942	46.831	38.806	141.3	9:31:29.311	5		18:49.132	17:21.579	49.156	38.397	52.1	9:46:45.970
6		2:42.032 P	57.671	49.993	54.368	148.7	9:34:11.343	6		2:23.540	57.469	48.288	37.783	116.3	9:49:09.510
7		6:57.852	5:30.109	48.282	39.461	57.3	9:41:09.195	7		2:12.900	51.698	44.708	36.494	166.6	9:51:22.410
8		2:19.981	52.457	48.116	39.408	169.2	9:43:29.176	8		2:36.872 P	55.150	44.646	57.076	149.1	9:53:59.282
9		2:22.477	55.206	47.891	39.380	165.6	9:45:51.653	9		23:56.030	22:29.725	47.701	38.604	74.2	10:17:55.312
10		2:19.891	54.095	46.807	38.989	143.2	9:48:11.544	10		2:16.313	52.331	46.375	37.607	138.4	10:20:11.625
11		2:29.983 P	52.345	47.135	50.503	168.4	9:50:41.527	11		2:29.970 P	51.378	44.587	54.005	150.2	10:22:41.595
12		5:33.871	4:09.970	46.455	37.446	69.3	9:56:15.398								
13		2:16.386	53.485	45.682	37.219	125.8	9:58:31.784								
14		2:14.864	53.353	44.867	36.644	119.4	10:00:46.648								
15		2:12.019	50.699	44.862	36.458	164.3	10:02:58.667								
16		2:11.834	50.395	44.873	36.566	168.2	10:05:10.501								
17		2:36.517 P	55.359	51.046	50.112	147.5	10:07:47.018								
18		4:56.610	3:29.213	47.887	39.510	69.8	10:12:43.628								
19		2:16.407	52.695	45.512	38.200	150.2	10:15:00.035								
20		2:15.592	52.100	45.527	37.965	152.7	10:17:15.627								
21		2:14.656	51.726	45.364	37.566	166.6	10:19:30.283								
22		2:24.535 P	51.385	46.285	46.865	156.9	10:21:54.818								
23		4:47.769	3:17.258	49.915	40.596	62.5	10:26:42.587								
24		2:23.950	54.719	49.682	39.549	146.1	10:29:06.537								
25		2:19.394	52.924	48.058	38.412	155.6	10:31:25.931								
26		2:19.425	53.322	47.235	38.868	141.9	10:33:45.356								
27		2:29.843 P	52.086	46.795	50.962	160.2	10:36:15.199								





Circuito del Jarama
UV Endurance RACE Jarama
 Entrenamiento no cronometrado
Tiempos Por Vuelta



23

PMH Motorsport

2

Nissan Sunny GTI

24

PMH Motorsport

PMH Motorsport

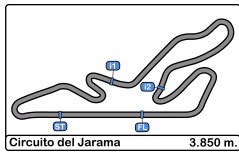
2

Nissan Sunny GTI

PMH Motorsport

Lap	D	Time	Sector 1	Sector 2	Sector 3	T. Spd	Elapsed	Lap	D	Time	Sector 1	Sector 2	Sector 3	T. Spd	Elapsed
1		9:17:53.698	9:16:33.833	44.685	35.180	72.1	9:17:53.698	1		9:17:54.479	9:16:34.657	44.563	35.259	83.5	9:17:54.479
2		2:05.845	48.226	43.268	34.351	167.1	9:19:59.543	2		2:06.212	48.407	42.838	34.967	174.4	9:20:00.691
3		2:03.370	47.150	41.644	34.576	177.6	9:22:02.913	3		2:03.114	47.202	41.247	34.665	190.1	9:22:03.805
4		2:06.731	48.291	43.296	35.144	173.0	9:24:09.644	4		2:07.140	49.738	41.713	35.689	169.2	9:24:10.945
5		2:04.866	47.639	42.550	34.677	176.4	9:26:14.510	5		2:05.017	47.520	41.935	35.562	183.0	9:26:15.962
6		2:02.782	46.989	41.457	34.336	181.5	9:28:17.292	6		2:03.497	47.352	41.346	34.799	186.5	9:28:19.459
7		2:02.913	46.881	41.532	34.500	178.5	9:30:20.205	7		2:03.534	47.122	41.267	35.145	180.9	9:30:22.993
8		2:02.522	47.063	41.251	34.208	181.2	9:32:22.727	8		2:02.900	46.933	41.279	34.688	184.9	9:32:25.893
9		2:04.795	46.854	42.676	35.265	184.3	9:34:27.522	9		2:03.864	47.263	41.449	35.152	183.9	9:34:29.757
10		2:04.454	47.433	42.413	34.608	179.4	9:36:31.976	10		2:04.336	47.579	41.773	34.984	179.4	9:36:34.093
11		2:03.717	47.078	41.983	34.656	178.8	9:38:35.693	11		2:03.470	47.208	41.306	34.956	181.2	9:38:37.563
12		2:03.845	47.582	42.024	34.239	169.8	9:40:39.538	12		2:03.544	47.441	41.416	34.687	176.1	9:40:41.107
13		2:08.835	47.730	43.420	37.685	181.5	9:42:48.373	13		2:08.502	47.329	42.937	38.236	181.2	9:42:49.609
14		2:15.496	54.491	43.182	37.823	126.0	9:45:03.869	14		2:13.267	53.769	43.147	36.351	126.4	9:45:02.876
15		2:18.903 P	52.575	41.442	44.886	107.6	9:47:22.772	15		2:08.804	52.313	41.534	34.957	126.3	9:47:11.680
16		4:20.240 P	2:49.322	41.439	49.479	85.3	9:51:43.012	16		2:33.325 P	52.916	41.177	59.232	108.9	9:49:45.005
17		17:56.100	16:38.368	43.005	34.727	74.4	10:09:39.112	17		19:26.355	17:51.556	53.748	41.051	70.6	10:09:11.360
18		2:06.407	49.726	42.530	34.151	155.8	10:11:45.519	18		2:23.790	54.458	50.075	39.257	142.4	10:11:35.150
19		2:10.243	47.777	42.865	39.601	178.2	10:13:55.762	19		2:21.461	54.123	48.694	38.644	143.4	10:13:56.611
20		2:17.161	51.308	47.354	38.499	156.5	10:16:12.923	20		2:17.317	51.951	47.390	37.976	151.4	10:16:13.928
21		2:17.036	51.633	47.888	37.515	150.6	10:18:29.959	21		2:17.156	52.713	47.391	37.052	147.7	10:18:31.084
22		2:12.606	50.131	44.848	37.627	165.8	10:20:42.565	22		2:12.854	50.491	45.207	37.156	152.5	10:20:43.938
23		2:12.065	50.135	44.225	37.705	166.4	10:22:54.630	23		2:11.860	50.443	44.684	36.733	158.1	10:22:55.798
24		2:13.254	51.289	44.754	37.211	158.3	10:25:07.884	24		2:13.579	51.670	45.167	36.742	149.5	10:25:09.377
25		2:12.027	50.398	45.379	36.250	168.4	10:27:19.911	25		2:12.109	50.511	45.322	36.276	159.7	10:27:21.486
26		2:12.980	50.679	45.509	36.792	168.4	10:29:32.891	26		2:12.547	50.149	45.774	36.624	165.1	10:29:34.033
27		2:10.378	49.418	44.185	36.775	172.2	10:31:43.269	27		2:10.366	49.502	44.516	36.348	162.6	10:31:44.399
28		2:08.196	48.649	43.373	36.174	178.2	10:33:51.465	28		2:08.826	48.956	44.077	35.793	170.3	10:33:53.225
29		2:11.729	49.459	44.035	38.235	175.0	10:36:03.194	29		2:10.554	48.896	44.346	37.312	165.3	10:36:03.779
30		2:07.864	48.493	43.895	35.476	170.3	10:38:11.058	30		2:08.793	49.525	43.688	35.580	152.1	10:38:12.572
31		2:09.809	49.551	44.138	36.120	170.0	10:40:20.867	31		2:09.409	49.514	43.930	35.965	149.7	10:40:21.981
32		2:05.861	48.383	42.244	35.234	175.6	10:42:26.728	32		2:06.414	48.328	42.817	35.269	169.5	10:42:28.395
33		2:06.252	49.402	41.800	35.050	180.3	10:44:32.980	33		2:06.666	48.706	42.574	35.386	165.6	10:44:35.061
34		2:08.695	50.381	42.629	35.685	150.2	10:46:41.675	34		2:07.739	48.914	43.499	35.326	154.0	10:46:42.800
35		2:05.372	47.979	42.499	34.894	179.4	10:48:47.047	35		2:06.988	48.136	43.396	35.456	162.1	10:48:49.788
36		2:12.064	53.577	42.530	35.957	159.0	10:50:59.111	36		2:08.821	49.391	43.264	36.166	170.0	10:50:58.609
37		2:45.680 P	57.387	51.904	56.389	127.6	10:53:44.791	37		2:42.183 P	57.273	51.830	53.080	128.2	10:53:40.792





Circuito del Jarama
UV Endurance RACE Jarama
 Entrenamiento no cronometrado
Tiempos Por Vuelta



27

DRS - REPSOL Racing Team

BMW 318is E36 46

#lodecorrermuchashoras

Mazda MX5

2

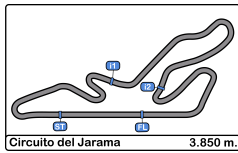
DRS - REPSOL Racing Team

1

#lodecorrermuchashoras

Lap	D	Time	Sector 1	Sector 2	Sector 3	T. Spd	Elapsed	Lap	D	Time	Sector 1	Sector 2	Sector 3	T. Spd	Elapsed
1		9:15:47.296	9:14:11.377	55.981	39.938	60.3	9:15:47.296	1		9:16:46.598	9:15:09.481	55.938	41.179	65.4	9:16:46.598
2		2:20.261	54.096	48.754	37.411	131.7	9:18:07.557	2		2:19.033	53.136	47.616	38.281	153.6	9:19:05.631
3		2:15.425	50.549	46.104	38.772	164.8	9:20:22.982	3		2:31.360 P	53.824	47.691	49.845	161.1	9:21:36.991
4		2:11.895	50.066	45.124	36.705	170.3	9:22:34.877	4		25:30.189	23:54.345	55.813	40.031	57.2	9:47:07.180
5		2:27.122 P	50.589	45.776	50.757	174.4	9:25:01.999	5		2:13.586	52.413	44.498	36.675	153.6	9:49:20.766
6		8:09.034	6:35.246	53.838	39.950	74.1	9:33:11.033	6		2:13.094	52.292	44.339	36.463	166.4	9:51:33.860
7		2:17.102	52.711	45.888	38.503	161.1	9:35:28.135	7		2:11.790	50.576	45.001	36.213	165.3	9:53:45.650
8		2:15.690	51.399	46.283	38.008	171.7	9:37:43.825	8		2:14.360	51.312	44.753	38.295	167.4	9:56:00.010
9		2:13.722	51.078	44.948	37.696	171.7	9:39:57.547	9		2:14.638	51.742	45.582	37.314	164.8	9:58:14.648
10		2:15.048	52.342	45.391	37.315	173.3	9:42:12.595	10		2:38.611 P	56.702	48.173	53.736	125.4	10:00:53.259
11		2:17.418	55.273	44.751	37.394	116.2	9:44:30.013	11		13:22.896 P	11:20.310	1:01.250	1:01.336	61.0	10:14:16.155
12		2:18.163	54.032	45.107	39.024	115.1	9:46:48.176	12		5:19.473	3:48.758	50.915	39.800	72.0	10:19:35.628
13		2:19.529	55.497	45.730	38.302	124.8	9:49:07.705	13		2:19.648	53.873	46.956	38.819	146.7	10:21:55.276
14		2:13.752	51.348	45.141	37.263	158.5	9:51:21.457	14		2:18.794	53.320	46.379	39.095	159.2	10:24:14.070
15		2:20.476	57.036	45.121	38.319	132.3	9:53:41.933	15		2:19.682	53.223	47.426	39.033	156.2	10:26:33.752
16		2:24.934	50.859	44.821	49.254	170.3	9:56:06.867	16		2:47.709 P	57.704	56.389	53.616	137.7	10:29:21.461
17		6:31.249 P	4:29.293	1:03.603	58.353	173.0	10:02:38.116	17		9:34.202	8:06.986	47.854	39.362	68.6	10:38:55.663
18		30:57.343	29:29.711	48.989	38.643	56.1	10:33:35.459	18		2:14.102	51.641	45.253	37.208	158.5	10:41:09.765
19		2:16.774	51.735	47.013	38.026	165.6	10:35:52.233	19		2:12.619	50.441	44.937	37.241	159.5	10:43:22.384
20		2:16.780	51.832	47.224	37.724	154.2	10:38:09.013	20		2:13.400	51.231	44.839	37.330	161.4	10:45:35.784
21		2:35.795 P	53.343	49.398	53.054	158.5	10:40:44.808	21		2:12.615	50.727	44.839	37.049	162.1	10:47:48.399
								22		2:12.482	50.873	44.878	36.731	163.3	10:50:00.881
								23		2:48.166 P	53.965	56.903	57.298	163.3	10:52:49.047





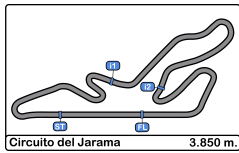
Circuito del Jarama
UV Endurance RACE Jarama

Entrenamiento no cronometrado



Mejores Sectores

Sector - 1				Sector - 2				Sector - 3				Vuelta Ideal vs Mejor Vuelta				
Clas	Nº	Team	Tiempo	Nº	Team	Tiempo	Nº	Team	Tiempo	Clas	Nº	Team	Ideal Lap	Best Lap	Clas	
1	23	PMH Motorsport	46.854	24	PMH Motorsport	41.177	23	PMH Motorsport	34.151	1	23	PMH Motorsport	2:02.256	2:02.522	1	
2	24	PMH Motorsport	46.933	23	PMH Motorsport	41.251	24	PMH Motorsport	34.665	2	24	PMH Motorsport	2:02.775	2:02.900	2	
3	4	HLT 2	47.540	4	HLT 2	41.984	4	HLT 2	34.757	3	4	HLT 2	2:04.281	2:05.181	3	
4	9	RX Pro Racing	48.132	9	RX Pro Racing	42.455	9	RX Pro Racing	35.517	4	9	RX Pro Racing	2:06.104	2:06.598	4	
5	1	OLIMPIA Racing	49.175	2	ASAP Racing	42.902	2	ASAP Racing	35.656	5	2	ASAP Racing	2:07.761	2:07.761	5	
6	2	ASAP Racing	49.203	7	IÑAKI BEGUIRISTAIN	43.447	46	#lodecorrermuchashoras	36.213	6	1	OLIMPIA Racing	2:09.363	2:09.788	6	
7	3	FASTPORT	49.895	1	OLIMPIA Racing	43.827	7	IÑAKI BEGUIRISTAIN	36.352	7	7	IÑAKI BEGUIRISTAIN	2:09.910	2:11.998	12	
8	27	DRS - REPSOL Racing	50.066	6	ALVITRUCKSPORT	44.181	1	OLIMPIA Racing	36.361	8	6	ALVITRUCKSPORT	2:10.776	2:10.950	7	
9	7	IÑAKI BEGUIRISTAIN	50.111	46	#lodecorrermuchashoras	44.339	12	JDMotor	36.458	9	3	FASTPORT	2:10.859	2:11.263	8	
10	6	ALVITRUCKSPORT	50.135	3	FASTPORT	44.493	6	ALVITRUCKSPORT	36.460	10	46	#lodecorrermuchashoras	2:10.993	2:11.790	9	
11	12	JDMotor	50.395	15	JER Motorsport	44.587	3	FASTPORT	36.471	11	27	DRS - REPSOL Racing	2:11.522	2:11.895	11	
12	46	#lodecorrermuchashoras	50.441	27	DRS - REPSOL Racing	44.751	15	JER Motorsport	36.494	12	12	JDMotor	2:11.715	2:11.834	10	
13	5	HLT mk3	50.595	12	JDMotor	44.862	27	DRS - REPSOL Racing	36.705	13	15	JER Motorsport	2:12.459	2:12.900	13	
14	8	Museo del Recambio	51.088	8	Museo del Recambio	45.477	8	Museo del Recambio	37.267	14	8	Museo del Recambio	2:13.832	2:15.401	15	
15	15	JER Motorsport	51.378	5	HLT mk3	46.267	5	HLT mk3	37.516	15	5	HLT mk3	2:14.378	2:14.549	14	
16	10	INFOVA Automoción	52.296	10	INFOVA Automoción	46.952	10	INFOVA Automoción	38.548	16	10	INFOVA Automoción	2:17.796	2:17.796	16	

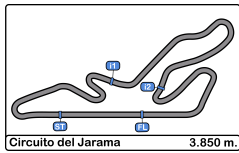


Circuito del Jarama
UV Endurance RACE Jarama
Entrenamiento no cronometrado



5 Mejores Tiempos

Clas	Nº	Team	Vehiculo	Cat	Mejor 1		Mejor 2		Mejor 3		Mejor 4		Mejor 5	
					Tiempo	Vta.	Tiempo	Vta.	Tiempo	Vta.	Tiempo	Vta.	Tiempo	Vta.
1	23	PMH Motorsport	Nissan Sunny GTI	2	2:02.522	8	2:02.782	6	2:02.913	7	2:03.370	3	2:03.717	11
2	24	PMH Motorsport	Nissan Sunny GTI	2	2:02.900	8	2:03.114	3	2:03.470	11	2:03.497	6	2:03.534	7
3	4	HLT 2	VW Golf GTI 16v	2	2:05.181	24	2:05.608	30	2:05.698	31	2:05.769	18	2:06.100	32
4	9	RX Pro Racing	BMW 325i	3	2:06.598	30	2:06.787	37	2:06.891	31	2:06.971	32	2:07.284	35
5	2	ASAP Racing	Honda Civic EG5	1	2:07.761	26	2:12.572	22	2:16.900	21	2:17.373	18	2:18.727	10
6	1	OLIMPIA Racing	Citroen AX	1	2:09.788	19	2:10.587	4	2:11.426	18	2:12.901	3	2:16.279	15
7	6	ALVITRUCKSPORT	BMW 320i E36	2	2:10.950	30	2:12.898	4	2:13.745	5	2:14.041	2	2:14.992	3
8	3	FASTPORT	BMW 320i	2	2:11.263	22	2:12.214	21	2:12.421	19	2:12.921	3	2:14.419	18
9	46	#lodecorrermuchashoras	Mazda MX5	1	2:11.790	7	2:12.482	22	2:12.615	21	2:12.619	19	2:13.094	6
10	12	JDMotor	BMW 325i E30	3	2:11.834	16	2:12.019	15	2:14.656	21	2:14.864	14	2:15.592	20
11	27	DRS - REPSOL Racing Team	BMW 318is E36	2	2:11.895	4	2:13.722	9	2:13.752	14	2:15.048	10	2:15.425	3
12	7	IÑAKI BEGUIRISTAIN UGARTE	VW Golf	2	2:11.998	15	2:12.553	2	2:12.606	14	2:12.613	12	2:12.866	11
13	15	JER Motorsport	HONDA Civic	1	2:12.900	7	2:16.313	10	2:23.388	3	2:23.540	6	2:29.970	11
14	5	HLT mk3	VW Golf	2	2:14.549	18	2:15.133	9	2:15.979	8	2:16.500	6	2:17.388	4
15	8	Museo del Recambio	BMW E36	3	2:15.401	22	2:16.332	21	2:16.598	20	2:17.198	19	2:17.488	3
16	10	INFOVA Automoción	VW Golf	2	2:17.796	22	2:19.147	5	2:19.579	4	2:21.248	11	2:21.633	10



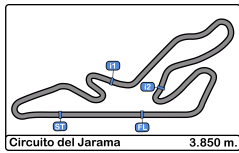
Circuito del Jarama
UV Endurance RACE Jarama

Entrenamiento no cronometrado



5 Mejores Velocidades

Clas	Nº	Team	Vehiculo	Cat	Maxima 1		Maxima 2		Maxima 3		Maxima 4		Maxima 5		Media
					Km/h	Vta.	Km/h	Vta.	Km/h	Vta.	Km/h	Vta.	Km/h	Vta.	
1	24	PMH Motorsport	Nissan Sunny GTI	2	190.1	3	186.5	6	184.9	8	183.9	9	183.0	5	185.7
2	4	HLT 2	VW Golf GTI 16v	2	187.1	27	185.2	22	184.3	21	183.0	17	181.2	24	184.1
3	9	RX Pro Racing	BMW 325i	3	187.1	35	185.8	37	184.9	36	184.3	32	183.0	33	185.0
4	23	PMH Motorsport	Nissan Sunny GTI	2	184.3	9	181.5	6	181.5	13	181.2	8	180.3	33	181.7
5	3	FASTPORT	BMW 320i	2	182.7	23	178.8	15	178.5	14	176.4	21	176.1	8	178.5
6	2	ASAP Racing	Honda Civic EG5	1	178.8	27	175.8	26	168.4	23	166.9	22	161.6	21	170.3
7	27	DRS - REPSOL Racing Team	BMW 318is E36	2	174.4	5	173.3	10	173.0	17	171.7	8	171.7	9	172.8
8	8	Museo del Recambio	BMW E36	3	173.3	20	169.0	22	167.1	23	162.4	21	159.0	19	166.2
9	6	ALVITRUCKSPORT	BMW 320i E36	2	171.4	6	171.4	30	170.3	5	168.7	16	167.7	22	169.9
10	7	IÑAKI BEGUIRISTAIN UGARTE	VW Golf	2	169.2	5	167.7	15	165.1	13	164.8	10	163.6	9	166.1
11	12	JDMotor	BMW 325i E30	3	169.2	8	168.4	11	168.2	16	166.6	21	165.6	9	167.6
12	46	#lodecorremuchashoras	Mazda MX5	1	167.4	8	166.4	6	165.3	7	164.8	9	163.3	22	165.5
13	1	OLIMPIA Racing	Citroen AX	1	167.1	19	166.4	5	165.8	13	165.6	16	165.3	4	166.1
14	15	JER Motorsport	HONDA Civic	1	166.6	7	150.2	11	149.1	8	139.3	4	138.4	10	148.7
15	5	HLT mk3	VW Golf	2	165.1	9	165.1	24	164.8	7	164.6	18	164.3	16	164.8
16	10	INFOVA Automoción	VW Golf	2	164.1	14	163.8	22	161.1	15	160.7	5	159.7	4	161.9



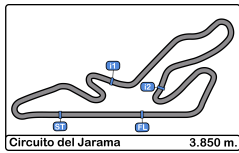
Circuito del Jarama
UV Endurance RACE Jarama

Entrenamiento no cronometrado

Secuencia Vueltas Rápidas



Vta	Hora Día	T Sesion	Nº	Piloto	Vehiculo	Cat	Time	Km/h
2	11:07:59.832	2:07:59.832	10	INFOVA Automoción	VW Golf	2	2:33.902	90.0
2	11:10:08.997	2:10:08.997	4	HLT 2	VW Golf GTI 16v	2	2:15.424	102.3
3	11:12:20.047	2:12:20.047	4	HLT 2	VW Golf GTI 16v	2	2:11.050	105.7
5	11:16:42.660	2:16:42.660	4	HLT 2	VW Golf GTI 16v	2	2:10.896	105.8
4	11:19:30.868	2:19:30.868	9	RX Pro Racing	BMW 325i	3	2:10.509	106.1
2	11:19:59.543	2:19:59.543	23	PMH Motorsport	Nissan Sunny GTI	2	2:05.845	110.1
3	11:22:02.913	2:22:02.913	23	PMH Motorsport	Nissan Sunny GTI	2	2:03.370	112.3
3	11:22:03.805	2:22:03.805	24	PMH Motorsport	Nissan Sunny GTI	2	2:03.114	112.5
6	11:28:17.292	2:28:17.292	23	PMH Motorsport	Nissan Sunny GTI	2	2:02.782	112.8
8	11:32:22.727	2:32:22.727	23	PMH Motorsport	Nissan Sunny GTI	2	2:02.522	113.1

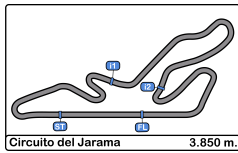


Circuito del Jarama
UV Endurance RACE Jarama



Entrenamiento no cronometrado
Mejor Maxima Velocidad del Evento

Nº	Team	Vehiculo	Cat	Clas	Km/h	Sesion
24	PMH Motorsport	Nissan Sunny GTI	2	1	190.1	Entrenamiento no cronometrado
4	HLT 2	VW Golf GTI 16v	2	2	187.1	Entrenamiento no cronometrado
9	RX Pro Racing	BMW 325i	3	1	187.1	Entrenamiento no cronometrado
23	PMH Motorsport	Nissan Sunny GTI	2	3	184.3	Entrenamiento no cronometrado
3	FASTPORT	BMW 320i	2	4	182.7	Entrenamiento no cronometrado
2	ASAP Racing	Honda Civic EG5	1	1	178.8	Entrenamiento no cronometrado
27	DRS - REPSOL Racing Team	BMW 318is E36	2	5	174.4	Entrenamiento no cronometrado
8	Museo del Recambio	BMW E36	3	2	173.3	Entrenamiento no cronometrado
6	ALVITRUCKSPORT	BMW 320i E36	2	6	171.4	Entrenamiento no cronometrado
12	JDMotor	BMW 325i E30	3	3	169.2	Entrenamiento no cronometrado
7	IÑAKI BEGUIRISTAIN UGARTE	VW Golf	2	7	169.2	Entrenamiento no cronometrado
46	#lodecorrermuchashoras	Mazda MX5	1	2	167.4	Entrenamiento no cronometrado
1	OLIMPIA Racing	Citroen AX	1	3	167.1	Entrenamiento no cronometrado
15	JER Motorsport	HONDA Civic	1	4	166.6	Entrenamiento no cronometrado
5	HLT mk3	VW Golf	2	8	165.1	Entrenamiento no cronometrado
10	INFOVA Automoción	VW Golf	2	9	164.1	Entrenamiento no cronometrado



Circuito del Jarama
UV Endurance RACE Jarama
 Entrenamiento no cronometrado
Tiempos Parada en Pit



1 OLIMPIA Racing
 Oscar PLAZIO GOMEZ ULTIMA VUELTA

Nr.	Hora Día Entrada	Tiempo Entrada	Tiempo Salida	Tiempo Box	Tiempo Box Total
1	9:50:34.553	9:50:34.553	10:00:48.597	0:10:14.044	0:10:14.044
2	10:27:01.489	10:27:01.489	10:41:11.405	0:14:09.916	0:24:23.960

2 ASAP Racing
 Juan Fco. GASTAÑAGA MARTÍNEZ ANDRES PÉREZ SÁNCHEZ

Nr.	Hora Día Entrada	Tiempo Entrada	Tiempo Salida	Tiempo Box	Tiempo Box Total
1	9:26:27.990	9:26:27.990	9:30:53.761	0:04:25.771	0:04:25.771
2	9:42:44.481	9:42:44.481	9:46:33.691	0:03:49.210	0:08:14.981
3	9:49:10.292	9:49:10.292	9:50:16.233	0:01:05.941	0:09:20.922
4	10:06:52.462	10:06:52.462	10:11:23.168	0:04:30.706	0:13:51.628
5	10:20:38.314	10:20:38.314	10:27:11.791	0:06:33.477	0:20:25.105

3 FASTPORT
 Nuno CAETANO AFONSO VAZ

Nr.	Hora Día Entrada	Tiempo Entrada	Tiempo Salida	Tiempo Box	Tiempo Box Total
1	9:22:57.776	9:22:57.776	9:34:14.091	0:11:16.315	0:11:16.315
2	9:50:11.069	9:50:11.069	9:56:18.385	0:06:07.316	0:17:23.631
3	10:13:05.458	10:13:05.458	10:22:11.184	0:09:05.726	0:26:29.357

4 HLT 2
 Iván RODRIGUEZ ALVAREZ PRAVIA AUTOCOMPETIC IÓN

Nr.	Hora Día Entrada	Tiempo Entrada	Tiempo Salida	Tiempo Box	Tiempo Box Total
1	9:19:07.463	9:19:07.463	9:27:09.011	0:08:01.548	0:08:01.548
2	9:44:31.877	9:44:31.877	9:48:08.635	0:03:36.758	0:11:38.306
3	10:15:57.676	10:15:57.676	10:18:57.532	0:02:59.856	0:14:38.162

5 HLT mk3
 Jorge FERNANDEZ LEDO ESCUDERIA GES

Nr.	Hora Día Entrada	Tiempo Entrada	Tiempo Salida	Tiempo Box	Tiempo Box Total
1	9:31:40.936	9:31:40.936	9:37:26.348	0:05:45.412	0:05:45.412
2	9:39:53.921	9:39:53.921	9:41:05.174	0:01:11.253	0:06:56.665
3	9:59:32.035	9:59:32.035	10:03:35.025	0:04:02.990	0:10:59.655
4	10:17:57.786	10:17:57.786	10:21:57.104	0:03:59.318	0:14:58.973

6 ALVITRUCKSPORT
 Alvaro TRUJILLANO SÁNCHEZ ULTIMA VUELTA

Nr.	Hora Día Entrada	Tiempo Entrada	Tiempo Salida	Tiempo Box	Tiempo Box Total
1	9:26:31.066	9:26:31.066	9:38:38.170	0:12:07.104	0:12:07.104
2	9:50:40.150	9:50:40.150	9:54:06.259	0:03:26.109	0:15:33.213
3	10:06:07.903	10:06:07.903	10:09:33.624	0:03:25.721	0:18:58.934
4	10:26:21.398	10:26:21.398	10:30:10.862	0:03:49.464	0:22:48.398
5	10:42:10.655	10:42:10.655	10:46:35.284	0:04:24.629	0:27:13.027

7 ENZO Racing Team
 Victor PICO BURGOS IÑAKI BEGUIRISTAIN UGARTE

Nr.	Hora Día Entrada	Tiempo Entrada	Tiempo Salida	Tiempo Box	Tiempo Box Total
1	9:58:55.918	9:58:55.918	10:01:22.430	0:02:26.512	0:02:26.512
2	10:05:47.117	10:05:47.117	10:11:39.386	0:05:52.269	0:08:18.781
3	10:36:23.840	10:36:23.840	10:42:30.099	0:06:06.259	0:14:25.040

8 Museo del Recambio
 Jaime RACIONERO COTS ULTIMA VUELTA

Nr.	Hora Día Entrada	Tiempo Entrada	Tiempo Salida	Tiempo Box	Tiempo Box Total
1	9:26:11.642	9:26:11.642	9:29:47.041	0:03:35.399	0:03:35.399
2	9:44:28.197	9:44:28.197	9:47:20.081	0:02:51.884	0:06:27.283
3	10:02:36.699	10:02:36.699	10:07:48.123	0:05:11.424	0:11:38.707

9 RX Pro Racing
 Samuel GOMEZ GOMEZ CLUB JARAMA SPORT

Nr.	Hora Día Entrada	Tiempo Entrada	Tiempo Salida	Tiempo Box	Tiempo Box Total
1	9:28:15.862	9:28:15.862	9:30:27.107	0:02:11.245	0:02:11.245
2	9:41:34.037	9:41:34.037	9:48:48.173	0:07:14.136	0:09:25.381
3	10:14:31.668	10:14:31.668	10:21:51.712	0:07:20.044	0:16:45.425

10 INFOVA Automoción
 Iván SOLERA MUÑOZ OSCAR FUERTES ALDANONDO

Nr.	Hora Día Entrada	Tiempo Entrada	Tiempo Salida	Tiempo Box	Tiempo Box Total
1	9:07:55.398	9:07:55.398	9:10:19.660	0:02:24.262	0:02:24.262
2	9:19:49.334	9:19:49.334	9:27:13.015	0:07:23.681	0:09:47.943
3	9:41:47.823	9:41:47.823	9:45:54.165	0:04:06.342	0:13:54.285
4	9:55:41.895	9:55:41.895	10:02:23.123	0:06:41.228	0:20:35.513
5	10:12:37.372	10:12:37.372	10:26:29.821	0:13:52.449	0:34:27.962

12 JDMotor
 David ENTERO VILLENA ULTIMA VUELTA

Nr.	Hora Día Entrada	Tiempo Entrada	Tiempo Salida	Tiempo Box	Tiempo Box Total
1	9:34:05.216	9:34:05.216	9:38:45.664	0:04:40.448	0:04:40.448
2	9:50:37.322	9:50:37.322	9:53:59.054	0:03:21.732	0:08:02.180
3	10:07:42.960	10:07:42.960	10:10:22.027	0:02:39.067	0:10:41.247
4	10:21:50.834	10:21:50.834	10:24:14.049	0:02:23.215	0:13:04.462

15 JER Motorsport
 Ricardo SANCHEZ BALBUENA RASANTE SPORT

Nr.	Hora Día Entrada	Tiempo Entrada	Tiempo Salida	Tiempo Box	Tiempo Box Total
1	9:27:52.595	9:27:52.595	9:44:17.934	0:16:25.339	0:16:25.339
2	9:53:53.125	9:53:53.125	10:15:37.372	0:21:44.247	0:38:09.586

23 PMH Motorsport
 Juan Carlos SANTOS SERRANO EMAN EGURRE

Nr.	Hora Día Entrada	Tiempo Entrada	Tiempo Salida	Tiempo Box	Tiempo Box Total
1	9:47:18.349	9:47:18.349	9:49:26.387	0:02:08.038	0:02:08.038
2	9:51:38.525	9:51:38.525	10:07:32.143	0:15:53.618	0:18:01.656

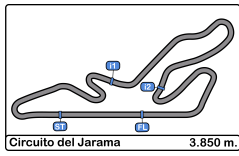
24 PMH Motorsport
 Jorge MAS ROSAS EMAN EGURRE

Nr.	Hora Día Entrada	Tiempo Entrada	Tiempo Salida	Tiempo Box	Tiempo Box Total
1	9:49:40.810	9:49:40.810	10:06:43.274	0:17:02.464	0:17:02.464

27 DRS - REPSOL Racing Team
 Alvaro COLLIN TALLAVÍ ESCUDERIA MADRID HISTÓRICOS

Nr.	Hora Día Entrada	Tiempo Entrada	Tiempo Salida	Tiempo Box	Tiempo Box Total
1	9:24:57.914	9:24:57.914	9:30:42.425	0:05:44.511	0:05:44.511
2	10:02:32.085	10:02:32.085	10:31:12.089	0:28:40.004	0:34:24.515





Circuito del Jarama
UV Endurance RACE Jarama
Entrenamiento no cronometrado
Tiempos Parada en Pit



46

#lodecorrermuchashoras

José Miguel SERRANO GUTIERREZ

ULTIMA VUELTA

Nr.	Hora Día Entrada	Tiempo Entrada	Tiempo Salida	Tiempo Box	Tiempo Box Total
1	9:21:31.902	9:21:31.902	9:44:32.573	0:23:00.671	0:23:00.671
2	10:00:47.813	10:00:47.813	10:11:13.184	0:10:25.371	0:33:26.042
3	10:14:11.804	10:14:11.804	10:17:09.424	0:02:57.620	0:36:23.662
4	10:29:17.720	10:29:17.720	10:36:32.188	0:07:14.468	0:43:38.130