



Circuito del Jarama
UV Endurance RACE Jarama
Entrenamiento cronometrado
Resultados Finales



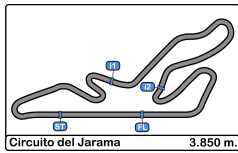
Clas	Nº	Team	Vehiculo	Cat	Clas	N.V.	V.R.	Tiempo	Dif 1º	Dif Ant.	Km/h
1	23	PMH Motorsport	Nissan Sunny GTI	2	1	10	8	2:01.246			114.3
2	24	PMH Motorsport	Nissan Sunny GTI	2	2	10	4	2:04.470	3.224	3.224	111.3
3	4	HLT 2	VW Golf GTI 16v	2	3	18	10	2:04.665	3.419	0.195	111.1
4	2	ASAP Racing	Honda Civic EG5	1	1	14	2	2:05.707	4.461	1.042	110.2
5	15	JER Motorsport	HONDA Civic	1	2	14	13	2:08.315	7.069	2.608	108.0
6	1	OLIMPIA Racing	Citroen AX	1	3	18	3	2:08.768	7.522	0.453	107.6
7	46	#lodecorrermuchashoras	Mazda MX5	1	4	9	2	2:08.913	7.667	0.145	107.5
8	12	JDMotor	BMW 325i E30	3	1	16	14	2:10.203	8.957	1.290	106.4
9	3	FASTPORT	BMW 320i	2	4	12	11	2:10.444	9.198	0.241	106.2
10	9	RX Pro Racing	BMW 325i	3	2	12	7	2:10.512	9.266	0.068	106.1
11	27	DRS - REPSOL Racing Team	BMW 318is E36	2	5	8	5	2:10.700	9.454	0.188	106.0
12	6	ALVITRUCKSPORT	BMW 320i E36	2	6	17	3	2:10.826	9.580	0.126	105.9
13	7	IÑAKI BEGUIRISTAIN UGARTE	VW Golf	2	7	11	10	2:10.860	9.614	0.034	105.9
14	8	Museo del Recambio	BMW E36	3	3	18	3	2:13.407	12.161	2.547	103.8
15	10	INFOVA Automoción	VW Golf	2	8	4	2	2:16.289	15.043	2.882	101.6

Anulación de todos los tiempos del dorsal 5 por art. 13.2

Publicada a las :.....

Comisarios Deportivos:	Director de Carrera:	Cronometrador:





Circuito del Jarama
UV Endurance RACE Jarama
Entrenamiento cronometrado
Resultados Finales por categoria



Clas	Nº	Team	Vehiculo	Cat	Clas	N.V.	V.R.	Tiempo	Dif 1º	Dif Ant.	Km/h
1											
1	2	ASAP Racing	Honda Civic EG5	1	1	14	2	2:05.707			110.2
2	15	JER Motorsport	HONDA Civic	1	2	14	13	2:08.315	2.608	2.608	108.0
3	1	OLIMPIA Racing	Citroen AX	1	3	18	3	2:08.768	3.061	0.453	107.6
4	46	#lodecorrermuchashoras	Mazda MX5	1	4	9	2	2:08.913	3.206	0.145	107.5
2											
1	23	PMH Motorsport	Nissan Sunny GTI	2	1	10	8	2:01.246			114.3
2	24	PMH Motorsport	Nissan Sunny GTI	2	2	10	4	2:04.470	3.224	3.224	111.3
3	4	HLT 2	VW Golf GTI 16v	2	3	18	10	2:04.665	3.419	0.195	111.1
4	3	FASTPORT	BMW 320i	2	4	12	11	2:10.444	9.198	5.779	106.2
5	27	DRS - REPSOL Racing Team	BMW 318is E36	2	5	8	5	2:10.700	9.454	0.256	106.0
6	6	ALVITRUCKSPORT	BMW 320i E36	2	6	17	3	2:10.826	9.580	0.126	105.9
7	7	IÑAKI BEGUIRISTAIN UGARTE	VW Golf	2	7	11	10	2:10.860	9.614	0.034	105.9
8	10	INFOVA Automoción	VW Golf	2	8	4	2	2:16.289	15.043	5.429	101.6
3											
1	12	JDMotor	BMW 325i E30	3	1	16	14	2:10.203			106.4
2	9	RX Pro Racing	BMW 325i	3	2	12	7	2:10.512	0.309	0.309	106.1
3	8	Museo del Recambio	BMW E36	3	3	18	3	2:13.407	3.204	2.895	103.8

Anulación de todos los tiempos del dorsal 5 por art. 13.2

Publicada a las :.....

Comisarios Deportivos:	Director de Carrera:	Cronometrador:





Circuito del Jarama
UV Endurance RACE Jarama
Entrenamiento cronometrado
Tiempos Por Vuelta



1 OLIMPIA Racing						2 Citroen AX						ASAP Racing						Honda Civic EG5						
1						OLIMPIA Racing						1						ASAP Racing						
Lap	D	Time	Sector 1	Sector 2	Sector 3	T. Spd	Elapsed	Lap	D	Time	Sector 1	Sector 2	Sector 3	T. Spd	Elapsed	Lap	D	Time	Sector 1	Sector 2	Sector 3	T. Spd	Elapsed	
1		11:07:27.613	11:06:07.113	44.402	36.098	68.3	11:07:27.613	1		11:04:21.070	11:02:57.773	46.488	36.809	63.8	11:04:21.070									
2		2:09.388	49.579	43.862	35.947	164.8	11:09:37.001	2		<u>2:05.707</u>	48.792	<u>41.825</u>	<u>35.090</u>	179.1	11:06:26.777									
3		<u>2:08.768</u>	49.115	43.794	<u>35.859</u>	166.6	11:11:45.769	3		2:43.300 P	53.704	57.134	52.462	174.4	11:09:10.077									
4		2:18.617 P	<u>49.024</u>	43.568	46.025	167.1	11:14:04.386	4		5:22.743	3:59.256	46.513	36.974	66.5	11:14:32.820									
5		6:18.342	4:55.163	45.311	37.868	68.6	11:20:22.728	5		2:09.892	49.917	43.841	36.134	167.4	11:16:42.712									
6		2:09.428	49.611	43.675	36.142	167.9	11:22:32.156	6		2:07.572	49.042	43.039	35.491	172.8	11:18:50.284									
7		2:09.480	49.586	43.481	36.413	166.6	11:24:41.636	7		2:07.359	<u>48.666</u>	43.217	35.476	175.6	11:20:57.643									
8		2:32.789 P	54.371	50.064	48.354	149.5	11:27:14.425	8		2:28.101 P	51.576	47.406	49.119	155.3	11:23:25.744									
9		5:42.403	4:17.377	45.413	39.613	61.0	11:32:56.828	9		4:54.727	3:30.946	46.608	37.173	75.7	11:28:20.471									
10		2:13.348	51.269	44.582	37.497	163.3	11:35:10.176	10		2:12.571	51.271	44.639	36.661	147.3	11:30:33.042									
11		2:10.735	50.111	43.567	37.057	168.7	11:37:20.911	11		2:23.072 P	52.273	45.957	44.842	154.9	11:32:56.114									
12		2:12.486	50.878	43.815	37.793	166.4	11:39:33.397	12		5:44.155	4:16.925	48.462	38.768	58.8	11:38:40.269									
13		2:10.572	49.841	<u>43.279</u>	37.452	168.2	11:41:43.969	13		2:15.970	51.479	46.748	37.743	160.0	11:40:56.239									
14		2:16.564	55.551	43.557	37.456	151.2	11:44:00.533	14		2:25.305 P	51.972	47.275	46.058	144.7	11:43:21.544									
15		2:25.018	50.111	57.761	37.146	166.1	11:46:25.551																	
16		2:10.884	50.350	43.667	36.867	164.8	11:48:36.435																	
17		2:11.573	50.073	43.987	37.513	167.7	11:50:48.008																	
18		2:29.019 P	52.872	43.913	52.234	166.1	11:53:17.027																	





Circuito del Jarama
UV Endurance RACE Jarama
Entrenamiento cronometrado
Tiempos Por Vuelta



3

FASTPORT

2

BMW 320i **4**

FASTPORT

HLT 2

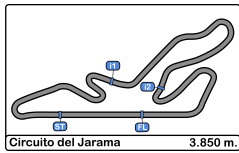
2

VW Golf GTI 16v

HLT 2

Lap	D	Time	Sector 1	Sector 2	Sector 3	T. Spd	Elapsed	Lap	D	Time	Sector 1	Sector 2	Sector 3	T. Spd	Elapsed
1		11:27:45.938	11:26:23.610	45.337	36.991	64.4	11:27:45.938	1		11:05:24.753	11:03:55.428	50.588	38.737	64.2	11:05:24.753
2		2:12.584	49.783	45.583	37.218	170.3	11:29:58.522	2		2:17.945	52.688	48.517	36.740	143.0	11:07:42.698
3		2:12.280	50.978	44.462	36.840	172.2	11:32:10.802	3		2:07.088	49.077	42.757	35.254	162.1	11:09:49.786
4		2:11.156	49.801	44.439	36.916	174.7	11:34:21.958	4		2:06.495	48.379	42.676	35.440	173.0	11:11:56.281
5		2:10.672	50.064	43.959	36.649	176.4	11:36:32.630	5		2:05.689	48.196	42.062	35.431	171.4	11:14:01.970
6		2:11.742	50.664	44.088	36.990	156.7	11:38:44.372	6		2:05.662	48.214	42.223	35.225	175.0	11:16:07.632
7		2:21.551 P	49.720	44.831	47.000	171.7	11:41:05.923	7		2:06.409	48.027	42.676	35.706	182.1	11:18:14.041
8		6:48.130	5:24.629	45.509	37.992	73.4	11:47:54.053	8		2:07.122	48.667	42.669	35.786	166.6	11:20:21.163
9		2:11.673	49.697	44.824	37.152	179.7	11:50:05.726	9		2:05.362	47.909	42.254	35.199	176.4	11:22:26.525
10		2:11.707	50.133	44.297	37.277	178.8	11:52:17.433	10		2:04.665	47.596	41.999	35.070	181.5	11:24:31.190
11		2:10.444	49.445	44.419	36.580	175.6	11:54:27.877	11		2:23.795 P	47.941	47.552	48.302	181.2	11:26:54.985
12		2:26.233 P	49.723	44.219	52.291	180.0	11:56:54.110	12		6:11.679	4:51.862	43.902	35.915	80.4	11:33:06.664
								13		2:08.815	48.465	44.363	35.987	173.6	11:35:15.479
								14		2:19.210	48.848	53.622	36.740	167.4	11:37:34.689
								15		2:05.618	48.133	42.453	35.032	179.7	11:39:40.307
								16		2:18.436	47.717	48.494	42.225	181.5	11:41:58.743
								17		2:05.089	48.145	42.000	34.944	178.5	11:44:03.832
								18		2:40.040 P	56.094	52.358	51.588	158.1	11:46:43.872





Circuito del Jarama
UV Endurance RACE Jarama
Entrenamiento cronometrado
Tiempos Por Vuelta



6

ALVITRUCKSPORT

2

BMW 320i E36 7

ALVITRUCKSPORT

IÑAKI BEGUIRISTAIN UGARTE

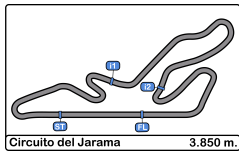
2

VW Golf

ENZO Racing Team

Lap	D	Time	Sector 1	Sector 2	Sector 3	T. Spd	Elapsed	Lap	D	Time	Sector 1	Sector 2	Sector 3	T. Spd	Elapsed
1		11:13:48.890	11:12:27.878	44.531	36.481	77.0	11:13:48.890	1		11:12:13.984	11:10:47.165	47.680	39.139	75.1	11:12:13.984
2		2:14.249	53.018	44.563	36.668	171.4	11:16:03.139	2		2:16.497	51.619	46.794	38.084	163.6	11:14:30.481
3		2:10.826	49.945	44.489	36.392	170.6	11:18:13.965	3		2:20.700	54.214	47.758	38.728	166.4	11:16:51.181
4		2:29.116 P	50.629	48.126	50.361	172.8	11:20:43.081	4		2:17.683	52.429	46.765	38.489	155.8	11:19:08.864
5		7:32.266	6:04.776	47.359	40.131	64.7	11:28:15.347	5		2:16.498	51.841	46.399	38.258	162.6	11:21:25.362
6		2:16.714	52.495	46.171	38.048	166.4	11:30:32.061	6		2:27.264 P	51.428	46.308	49.528	159.0	11:23:52.626
7		2:28.015	58.216	49.863	39.936	167.1	11:33:00.076	7		19:16.821	17:55.072	45.146	36.603	66.5	11:43:09.447
8		2:28.519 P	52.169	48.684	47.666	170.8	11:35:28.595	8		2:12.006	51.306	43.962	36.738	167.1	11:45:21.453
9		4:43.196	3:15.978	48.499	38.719	74.4	11:40:11.791	9		2:11.161	50.401	44.054	36.706	167.1	11:47:32.614
10		2:16.840	51.678	47.039	38.123	166.4	11:42:28.631	10		2:10.860	50.516	43.690	36.654	166.9	11:49:43.474
11		2:16.265	51.508	46.666	38.091	166.1	11:44:44.896	11		2:23.194 P	50.021	43.670	49.503	167.4	11:52:06.668
12		2:28.817 P	50.949	48.322	49.546	167.7	11:47:13.713								
13		5:03.716	3:35.281	48.444	39.991	62.2	11:52:17.429								
14		2:21.241	54.283	47.718	39.240	160.9	11:54:38.670								
15		2:31.642 P	53.714	47.898	50.030	165.1	11:57:10.312								
16		3:59.337	2:34.526	46.557	38.254	74.3	12:01:09.649								
17		2:37.795 P	53.181	48.836	55.778	150.6	12:03:47.444								





Circuito del Jarama
UV Endurance RACE Jarama
Entrenamiento cronometrado
Tiempos Por Vuelta



8

Museo del Recambio

BMW E36 9

RX Pro Racing

BMW 325i

3

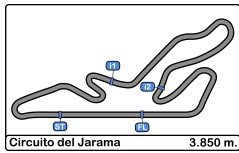
Museo del Recambio

3

RX Pro Racing

Lap	D	Time	Sector 1	Sector 2	Sector 3	T. Spd	Elapsed	Lap	D	Time	Sector 1	Sector 2	Sector 3	T. Spd	Elapsed
1		11:06:40.661	11:05:16.388	46.461	37.812	69.7	11:06:40.661	1		11:16:23.537	11:14:57.613	46.052	39.872	80.2	11:16:23.537
2		2:14.142	51.589	45.064	37.489	157.2	11:08:54.803	2		2:14.848	52.230	45.426	37.192	151.8	11:18:38.385
3		2:13.407	51.191	44.919	37.297	164.1	11:11:08.210	3		2:13.162	51.162	44.581	37.419	150.4	11:20:51.547
4		2:14.212	51.714	45.230	37.268	156.2	11:13:22.422	4		2:13.503	52.024	44.330	37.149	140.6	11:23:05.050
5		2:24.857	52.203	48.684	43.970	154.0	11:15:47.279	5		2:11.239	50.425	43.927	36.887	160.2	11:25:16.289
6		2:15.748	52.357	45.466	37.925	148.9	11:18:03.027	6		2:10.563	50.323	43.657	36.583	162.8	11:27:26.852
7		2:38.837 P	58.102	49.019	51.716	132.6	11:20:41.864	7		2:10.512	50.105	43.621	36.786	164.6	11:29:37.364
8		6:07.205	4:33.118	53.434	40.653	66.7	11:26:49.069	8		2:14.397	49.786	43.738	40.873	171.1	11:31:51.761
9		2:24.170	54.125	50.510	39.535	139.8	11:29:13.239	9		2:43.391 P	1:01.162	49.443	52.786	124.5	11:34:35.152
10		2:25.611	53.403	52.047	40.161	152.3	11:31:38.850	10		24:02.526	22:38.505	45.438	38.583	70.8	11:58:37.678
11		2:22.997	53.078	49.886	40.033	153.1	11:34:01.847	11		2:13.269	50.248	44.570	38.451	171.1	12:00:50.947
12		2:28.010	54.645	51.491	41.874	149.7	11:36:29.857	12		2:49.336 P	56.770	1:02.733	49.833	140.2	12:03:40.283
13		2:36.919 P	55.339	49.332	52.248	135.3	11:39:06.776								
14		4:40.444	3:00.673	59.032	40.739	68.3	11:43:47.220								
15		2:20.967	52.213	48.615	40.139	160.7	11:46:08.187								
16		2:22.159	53.692	48.576	39.891	158.8	11:48:30.346								
17		2:17.589	51.566	47.397	38.626	170.8	11:50:47.935								
18		2:37.711 P	55.206	50.103	52.402	147.1	11:53:25.646								





Circuito del Jarama
UV Endurance RACE Jarama
 Entrenamiento cronometrado
Tiempos Por Vuelta



10

INFOVA Automoción

VW Golf 12

JDMotor

BMW 325i E30

2

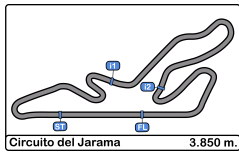
INFOVA Automoción

3

JDMotor

Lap	D	Time	Sector 1	Sector 2	Sector 3	T. Spd	Elapsed	Lap	D	Time	Sector 1	Sector 2	Sector 3	T. Spd	Elapsed
1		11:02:52.238	11:01:26.678	47.030	38.530	71.0	11:02:52.238	1		11:04:03.313	11:02:38.609	46.711	37.993	64.4	11:04:03.313
2		<u>2:16.289</u>	<u>51.765</u>	<u>46.324</u>	<u>38.200</u>	162.8	11:05:08.527	2		2:13.201	50.938	45.076	37.187	151.0	11:06:16.514
3		3:05.330 P	1:05.985	1:01.852	57.493	124.8	11:08:13.857	3		2:12.311	50.300	45.058	36.953	156.9	11:08:28.825
4		46:22.337 P	44:38.976	50.154	53.207	67.2	11:54:36.194	4		2:12.743	50.898	45.001	36.844	151.6	11:10:41.568
								5		2:12.125	50.186	45.260	36.679	168.4	11:12:53.693
								6		2:45.952 P	55.549	53.063	57.340	152.3	11:15:39.645
								7		5:14.171	3:47.986	47.929	38.256	61.1	11:20:53.816
								8		2:13.883	51.839	44.691	37.353	155.6	11:23:07.699
								9		2:11.990	50.601	44.306	37.083	167.1	11:25:19.689
								10		2:12.456	50.610	44.598	37.248	170.3	11:27:32.145
								11		2:54.595 P	1:02.428	59.226	52.941	129.6	11:30:26.740
								12		4:45.690	3:19.457	47.845	38.388	72.3	11:35:12.430
								13		2:11.607	50.343	44.922	36.342	161.4	11:37:24.037
								14		<u>2:10.203</u>	<u>49.880</u>	<u>44.303</u>	<u>36.020</u>	174.4	11:39:34.240
								15		2:26.089 P	51.202	46.987	47.900	170.6	11:42:00.329
								16		18:24.610 P	16:45.918	49.345	49.347	67.7	12:00:24.939





Circuito del Jarama
UV Endurance RACE Jarama
 Entrenamiento cronometrado
Tiempos Por Vuelta



15

JER Motorsport

1

HONDA Civic **23**

JER Motorsport

PMH Motorsport

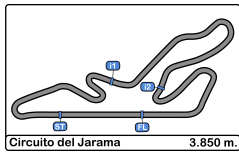
2

Nissan Sunny GTI

PMH Motorsport

Lap	D	Time	Sector 1	Sector 2	Sector 3	T. Spd	Elapsed	Lap	D	Time	Sector 1	Sector 2	Sector 3	T. Spd	Elapsed
1		11:09:06.300	11:07:36.756	49.720	39.824	65.3	11:09:06.300	1		11:14:09.077	11:12:50.440	43.448	35.189	83.8	11:14:09.077
2		2:18.286	54.190	46.153	37.943	147.9	11:11:24.586	2		2:02.650	47.238	40.818	34.594	182.1	11:16:11.727
3		2:13.565	51.545	45.361	36.659	160.7	11:13:38.151	3		2:02.556	47.030	41.028	34.498	184.9	11:18:14.283
4		2:26.005 P	53.202	47.659	45.144	142.1	11:16:04.156	4		2:02.853	47.130	41.080	34.643	183.0	11:20:17.136
5		11:30.128	10:05.366	47.594	37.168	61.3	11:27:34.284	5		2:31.755 P	54.707	49.398	47.650	166.9	11:22:48.891
6		2:12.429	51.103	44.719	36.607	160.4	11:29:46.713	6		5:04.258	3:47.222	42.109	34.927	67.2	11:27:53.149
7		2:10.661	50.698	43.708	36.255	169.0	11:31:57.374	7		2:03.392	47.092	41.883	34.417	177.3	11:29:56.541
8		2:23.099 P	52.532	45.388	45.179	143.4	11:34:20.473	8		2:01.246	46.461	41.065	33.720	180.6	11:31:57.787
9		6:17.395	4:55.484	44.972	36.939	72.7	11:40:37.868	9		2:09.207	47.372	44.538	37.297	173.9	11:34:06.994
10		2:10.333	50.286	44.063	35.984	173.9	11:42:48.201	10		2:35.068 P	51.614	50.907	52.547	168.7	11:36:42.062
11		2:08.949	49.668	43.252	36.029	173.6	11:44:57.150								
12		2:08.664	49.643	43.174	35.847	171.1	11:47:05.814								
13		2:08.315	49.561	42.966	35.788	174.1	11:49:14.129								
14		2:42.270 P	56.078	52.267	53.925	145.9	11:51:56.399								





Circuito del Jarama
UV Endurance RACE Jarama
 Entrenamiento cronometrado
Tiempos Por Vuelta



24

PMH Motorsport

2

Nissan Sunny GTI 27

PMH Motorsport

DRS - REPSOL Racing Team

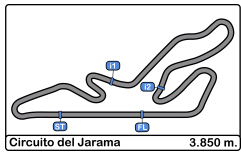
2

BMW 318is E36

DRS - REPSOL Racing Team

Lap	D	Time	Sector 1	Sector 2	Sector 3	T. Spd	Elapsed	Lap	D	Time	Sector 1	Sector 2	Sector 3	T. Spd	Elapsed
1		11:15:44.566	11:14:23.805	43.359	37.402	84.3	11:15:44.566	1		11:23:22.055	11:21:51.748	50.952	39.355	64.5	11:23:22.055
2		2:24.461 P	48.710	48.526	47.225	167.4	11:18:09.027	2		2:19.640	55.346	46.770	37.524	131.2	11:25:41.695
3		4:06.282	2:49.781	41.526	34.975	86.2	11:22:15.309	3		2:12.397	50.702	44.421	37.274	176.1	11:27:54.092
4		2:04.470	48.050	41.428	34.992	177.3	11:24:19.779	4		2:11.055	49.813	44.638	36.604	176.1	11:30:05.147
5		2:21.139 P	47.659	46.247	47.233	177.0	11:26:40.918	5		2:10.700	49.534	44.350	36.816	177.0	11:32:15.847
6		14:49.290	13:22.378	48.880	38.032	65.1	11:41:30.208	6		2:11.442	49.685	44.683	37.074	175.3	11:34:27.289
7		2:09.740	49.522	44.269	35.949	169.5	11:43:39.948	7		2:35.759 P	54.751	50.416	50.592	154.5	11:37:03.048
8		2:08.145	48.652	43.581	35.912	173.6	11:45:48.093	8		8:41.415 P	7:00.264	50.005	51.146	55.9	11:45:44.463
9		2:07.552	49.085	43.099	35.368	166.6	11:47:55.645								
10		2:35.174 P	51.762	51.981	51.431	158.1	11:50:30.819								





Circuito del Jarama
UV Endurance RACE Jarama
Entrenamiento cronometrado
Tiempos Por Vuelta



46

#lodecorremuchashoras

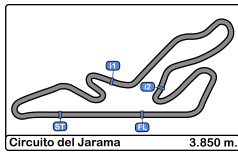
Mazda MX5

1

#lodecorremuchashoras

Lap	D	Time	Sector 1	Sector 2	Sector 3	T. Spd	Elapsed
1		11:19:33.340	11:18:10.261	46.207	36.872	58.3	11:19:33.340
2		2:08.913	49.250	43.749	35.914	163.3	11:21:42.253
3		2:10.463	49.323	44.263	36.877	162.4	11:23:52.716
4		2:10.253	49.591	44.105	36.557	161.6	11:26:02.969
5		2:10.094	49.530	43.695	36.869	160.7	11:28:13.063
6		2:23.127	1:00.374	46.550	36.203	108.1	11:30:36.190
7		2:09.285	49.059	43.706	36.520	163.3	11:32:45.475
8		3:26.295 P	1:09.139	1:09.438	1:07.718	117.2	11:36:11.770
9		14:56.697 P	12:36.291	1:13.112	1:07.294	37.3	11:51:08.467





Circuito del Jarama
UV Endurance RACE Jarama
Entrenamiento cronometrado
Mejores Sectores



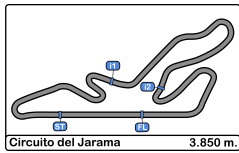
Sector - 1			Sector - 2			Sector - 3			Vuelta Ideal vs Mejor Vuelta						
Clas	Nº	Team	Tiempo	Nº	Team	Tiempo	Nº	Team	Tiempo	Clas	Nº	Team	Ideal Lap	Best Lap	Clas
1	23	PMH Motorsport	46.461	23	PMH Motorsport	40.818	23	PMH Motorsport	33.720	1	23	PMH Motorsport	2:00.999	2:01.246	1
2	4	HLT 2	47.596	24	PMH Motorsport	41.428	4	HLT 2	34.944	2	24	PMH Motorsport	2:04.062	2:04.470	2
3	24	PMH Motorsport	47.659	2	ASAP Racing	41.825	24	PMH Motorsport	34.975	3	4	HLT 2	2:04.539	2:04.665	3
4	2	ASAP Racing	48.666	4	HLT 2	41.999	2	ASAP Racing	35.090	4	2	ASAP Racing	2:05.581	2:05.707	4
5	1	OLIMPIA Racing	49.024	15	JER Motorsport	42.966	15	JER Motorsport	35.788	5	1	OLIMPIA Racing	2:08.162	2:08.768	6
6	46	#lodecorrermuchashoras	49.059	1	OLIMPIA Racing	43.279	1	OLIMPIA Racing	35.859	6	15	JER Motorsport	2:08.315	2:08.315	5
7	3	FASTPORT	49.445	9	RX Pro Racing	43.621	46	#lodecorrermuchashoras	35.914	7	46	#lodecorrermuchashoras	2:08.668	2:08.913	7
8	27	DRS - REPSOL Racing	49.534	7	IÑAKI BEGUIRISTAIN	43.670	12	JDMotor	36.020	8	3	FASTPORT	2:09.984	2:10.444	9
9	15	JER Motorsport	49.561	46	#lodecorrermuchashoras	43.695	6	ALVITRUCKSPORT	36.392	9	9	RX Pro Racing	2:09.990	2:10.512	10
10	9	RX Pro Racing	49.786	3	FASTPORT	43.959	3	FASTPORT	36.580	10	12	JDMotor	2:10.203	2:10.203	8
11	12	JDMotor	49.880	12	JDMotor	44.303	9	RX Pro Racing	36.583	11	7	IÑAKI BEGUIRISTAIN	2:10.294	2:10.860	13
12	6	ALVITRUCKSPORT	49.945	27	DRS - REPSOL Racing	44.350	7	IÑAKI BEGUIRISTAIN	36.603	12	27	DRS - REPSOL Racing	2:10.488	2:10.700	11
13	7	IÑAKI BEGUIRISTAIN	50.021	6	ALVITRUCKSPORT	44.489	27	DRS - REPSOL Racing	36.604	13	6	ALVITRUCKSPORT	2:10.826	2:10.826	12
14	8	Museo del Recambio	51.191	8	Museo del Recambio	44.919	8	Museo del Recambio	37.268	14	8	Museo del Recambio	2:13.378	2:13.407	14
15	10	INFOVA Automoción	51.765	10	INFOVA Automoción	46.324	10	INFOVA Automoción	38.200	15	10	INFOVA Automoción	2:16.289	2:16.289	15



Circuito del Jarama
UV Endurance RACE Jarama
Entrenamiento cronometrado
5 Mejores Tiempos



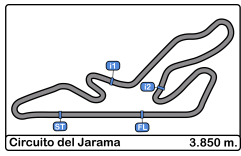
Clas	Nº	Team	Vehiculo	Cat	Mejor 1		Mejor 2		Mejor 3		Mejor 4		Mejor 5	
					Tiempo	Vta.	Tiempo	Vta.	Tiempo	Vta.	Tiempo	Vta.	Tiempo	Vta.
1	23	PMH Motorsport	Nissan Sunny GTI	2	2:01.246	8	2:02.556	3	2:02.650	2	2:02.853	4	2:03.392	7
2	24	PMH Motorsport	Nissan Sunny GTI	2	2:04.470	4	2:07.552	9	2:08.145	8	2:09.740	7	2:21.139	5
3	4	HLT 2	VW Golf GTI 16v	2	2:04.665	10	2:05.089	17	2:05.362	9	2:05.618	15	2:05.662	6
4	2	ASAP Racing	Honda Civic EG5	1	2:05.707	2	2:07.359	7	2:07.572	6	2:09.892	5	2:12.571	10
5	15	JER Motorsport	HONDA Civic	1	2:08.315	13	2:08.664	12	2:08.949	11	2:10.333	10	2:10.661	7
6	1	OLIMPIA Racing	Citroen AX	1	2:08.768	3	2:09.388	2	2:09.428	6	2:09.480	7	2:10.572	13
7	46	#Iodecorrermuchashoras	Mazda MX5	1	2:08.913	2	2:09.285	7	2:10.094	5	2:10.253	4	2:10.463	3
8	12	JDMotor	BMW 325i E30	3	2:10.203	14	2:11.607	13	2:11.990	9	2:12.125	5	2:12.311	3
9	3	FASTPORT	BMW 320i	2	2:10.444	11	2:10.672	5	2:11.156	4	2:11.673	9	2:11.707	10
10	9	RX Pro Racing	BMW 325i	3	2:10.512	7	2:10.563	6	2:11.239	5	2:13.162	3	2:13.269	11
11	27	DRS - REPSOL Racing Team	BMW 318is E36	2	2:10.700	5	2:11.055	4	2:11.442	6	2:12.397	3	2:19.640	2
12	6	ALVITRUCKSPORT	BMW 320i E36	2	2:10.826	3	2:14.249	2	2:16.265	11	2:16.714	6	2:16.840	10
13	7	IÑAKI BEGUIRISTAIN UGARTE	VW Golf	2	2:10.860	10	2:11.161	9	2:12.006	8	2:16.497	2	2:16.498	5
14	8	Museo del Recambio	BMW E36	3	2:13.407	3	2:14.142	2	2:14.212	4	2:15.748	6	2:17.589	17
15	10	INFOVA Automoción	VW Golf	2	2:16.289	2	3:05.330	3	46:22.33	4				



Circuito del Jarama
UV Endurance RACE Jarama
Entrenamiento cronometrado
5 Mejores Velocidades



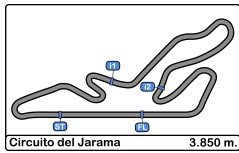
Clas	Nº	Team	Vehiculo	Cat	Maxima 1		Maxima 2		Maxima 3		Maxima 4		Maxima 5		Media
					Km/h	Vta.	Km/h	Vta.	Km/h	Vta.	Km/h	Vta.	Km/h	Vta.	
1	23	PMH Motorsport	Nissan Sunny GTI	2	184.9	3	183.0	4	182.1	2	180.6	8	177.3	7	181.6
2	4	HLT 2	VW Golf GTI 16v	2	182.1	7	181.5	10	181.5	16	181.2	11	179.7	15	181.2
3	3	FASTPORT	BMW 320i	2	180.0	12	179.7	9	178.8	10	176.4	5	175.6	11	178.1
4	2	ASAP Racing	Honda Civic EG5	1	179.1	2	175.6	7	174.4	3	172.8	6	167.4	5	173.8
5	24	PMH Motorsport	Nissan Sunny GTI	2	177.3	4	177.0	5	173.6	8	169.5	7	167.4	2	173.0
6	27	DRS - REPSOL Racing Team	BMW 318is E36	2	177.0	5	176.1	3	176.1	4	175.3	6	154.5	7	171.8
7	12	JDMotor	BMW 325i E30	3	174.4	14	170.6	15	170.3	10	168.4	5	167.1	9	170.2
8	15	JER Motorsport	HONDA Civic	1	174.1	13	173.9	10	173.6	11	171.1	12	169.0	7	172.3
9	6	ALVITRUCKSPORT	BMW 320i E36	2	172.8	4	171.4	2	170.8	8	170.6	3	167.7	12	170.6
10	9	RX Pro Racing	BMW 325i	3	171.1	8	171.1	11	164.6	7	162.8	6	160.2	5	166.0
11	8	Museo del Recambio	BMW E36	3	170.8	17	164.1	3	160.7	15	158.8	16	157.2	2	162.3
12	1	OLIMPIA Racing	Citroen AX	1	168.7	11	168.2	13	167.9	6	167.7	17	167.1	4	167.9
13	7	IÑAKI BEGUIRISTAIN UGARTE	VW Golf	2	167.4	11	167.1	8	167.1	9	166.9	10	166.4	3	167.0
14	46	#lodecorremuchashoras	Mazda MX5	1	163.3	2	163.3	7	162.4	3	161.6	4	160.7	5	162.3
15	10	INFOVA Automoción	VW Golf	2	162.8	2	124.8	3	71.0	1	67.2	4			106.5



Circuito del Jarama
UV Endurance RACE Jarama
Entrenamiento cronometrado
Secuencia Vueltas Rápidas



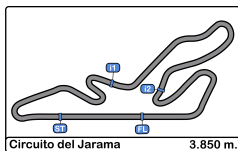
<u>Vta</u>	<u>Hora Día</u>	<u>T Sesion</u>	<u>Nº</u>	<u>Piloto</u>	<u>Vehiculo</u>	<u>Cat</u>	<u>Time</u>	<u>Km/h</u>
2	13:05:08.527	4:05:08.527	10	INFOVA Automoción	VW Golf	2	2:16.289	101.6
2	13:06:16.514	4:06:16.514	12	JDMotor	BMW 325i E30	3	2:13.201	104.0
2	13:06:26.777	4:06:26.777	2	ASAP Racing	Honda Civic EG5	1	2:05.707	110.2
5	13:14:01.970	4:14:01.970	4	HLT 2	VW Golf GTI 16v	2	2:05.689	110.2
6	13:16:07.632	4:16:07.632	4	HLT 2	VW Golf GTI 16v	2	2:05.662	110.2
2	13:16:11.727	4:16:11.727	23	PMH Motorsport	Nissan Sunny GTI	2	2:02.650	113.0
3	13:18:14.283	4:18:14.283	23	PMH Motorsport	Nissan Sunny GTI	2	2:02.556	113.0
8	13:31:57.787	4:31:57.787	23	PMH Motorsport	Nissan Sunny GTI	2	2:01.246	114.3



Circuito del Jarama
UV Endurance RACE Jarama
Entrenamiento cronometrado
Mejor Maxima Velocidad del Evento



Nº	Team	Vehiculo	Cat	Clas	Km/h	Sesion
24	PMH Motorsport	Nissan Sunny GTI	2	1	190.1	Entrenamiento no cronometrado
4	HLT 2	VW Golf GTI 16v	2	2	187.1	Entrenamiento no cronometrado
9	RX Pro Racing	BMW 325i	3	1	187.1	Entrenamiento no cronometrado
23	PMH Motorsport	Nissan Sunny GTI	2	3	184.9	Entrenamiento cronometrado
3	FASTPORT	BMW 320i	2	4	182.7	Entrenamiento no cronometrado
2	ASAP Racing	Honda Civic EG5	1	1	179.1	Entrenamiento cronometrado
27	DRS - REPSOL Racing Team	BMW 318is E36	2	5	177.0	Entrenamiento cronometrado
12	JDMotor	BMW 325i E30	3	2	174.4	Entrenamiento cronometrado
15	JER Motorsport	HONDA Civic	1	2	174.1	Entrenamiento cronometrado
8	Museo del Recambio	BMW E36	3	3	173.3	Entrenamiento no cronometrado
6	ALVITRUCKSPORT	BMW 320i E36	2	6	172.8	Entrenamiento cronometrado
7	IÑAKI BEGUIRISTAIN UGARTE	VW Golf	2	7	169.2	Entrenamiento no cronometrado
1	OLIMPIA Racing	Citroen AX	1	3	168.7	Entrenamiento cronometrado
46	#lodecorrermuchashoras	Mazda MX5	1	4	167.4	Entrenamiento no cronometrado
5	HLT mk3	VW Golf	2	8	165.1	Entrenamiento no cronometrado
10	INFOVA Automoción	VW Golf	2	9	164.1	Entrenamiento no cronometrado



Circuito del Jarama
UV Endurance RACE Jarama
Entrenamiento cronometrado
Tiempos Parada en Pit



1 OLIMPIA Racing
 Oscar PLAZIO GOMEZ ULTIMA VUELTA

Nr.	Hora Día Entrada	Tiempo Entrada	Tiempo Salida	Tiempo Box	Tiempo Box Total
1	11:13:59.842	11:13:59.842	11:18:04.423	0:04:04.581	0:04:04.581
2	11:27:10.431	11:27:10.431	11:30:31.722	0:03:21.291	0:07:25.872

2 ASAP Racing
 Juan Fco. GASTAÑAGA MARTÍNEZ ANDRES PÉREZ SÁNCHEZ

Nr.	Hora Día Entrada	Tiempo Entrada	Tiempo Salida	Tiempo Box	Tiempo Box Total
1	11:09:06.312	11:09:06.312	11:12:16.279	0:03:09.967	0:03:09.967
2	11:23:22.167	11:23:22.167	11:26:03.331	0:02:41.164	0:05:51.131
3	11:32:53.099	11:32:53.099	11:36:20.769	0:03:27.670	0:09:18.801

3 FASTPORT
 Nuno CAETANO AFONSO VAZ

Nr.	Hora Día Entrada	Tiempo Entrada	Tiempo Salida	Tiempo Box	Tiempo Box Total
1	11:41:00.875	11:41:00.875	11:45:39.519	0:04:38.644	0:04:38.644

4 HLT 2
 Iván RODRIGUEZ ALVAREZ PRAVIA AUTOCOMPETIC IÓN

Nr.	Hora Día Entrada	Tiempo Entrada	Tiempo Salida	Tiempo Box	Tiempo Box Total
1	11:26:50.172	11:26:50.172	11:31:00.185	0:04:10.013	0:04:10.013

6 ALVITRUCKSPORT
 Alvaro TRUJILLANO SÁNCHEZ ULTIMA VUELTA

Nr.	Hora Día Entrada	Tiempo Entrada	Tiempo Salida	Tiempo Box	Tiempo Box Total
1	11:20:37.759	11:20:37.759	11:25:53.680	0:05:15.921	0:05:15.921
2	11:35:24.575	11:35:24.575	11:37:54.654	0:02:30.079	0:07:46.000
3	11:47:09.593	11:47:09.593	11:49:53.097	0:02:43.504	0:10:29.504
4	11:57:04.476	11:57:04.476	11:58:54.859	0:01:50.383	0:12:19.887

7 ENZO Racing Team
 Victor PICO BURGOS IÑAKI BEGUIRISTAIN UGARTE

Nr.	Hora Día Entrada	Tiempo Entrada	Tiempo Salida	Tiempo Box	Tiempo Box Total
1	11:23:47.731	11:23:47.731	11:40:57.259	0:17:09.528	0:17:09.528

8 Museo del Recambio
 Jaime RACIONERO COTS ULTIMA VUELTA

Nr.	Hora Día Entrada	Tiempo Entrada	Tiempo Salida	Tiempo Box	Tiempo Box Total
1	11:20:36.172	11:20:36.172	11:24:19.765	0:03:43.593	0:03:43.593
2	11:39:01.227	11:39:01.227	11:41:13.491	0:02:12.264	0:05:55.857

9 RX Pro Racing
 Samuel GOMEZ GOMEZ CLUB JARAMA SPORT

Nr.	Hora Día Entrada	Tiempo Entrada	Tiempo Salida	Tiempo Box	Tiempo Box Total
1	11:34:30.527	11:34:30.527	11:56:21.479	0:21:50.952	0:21:50.952

10 INFOVA Automoción
 Iván SOLERA MUÑOZ OSCAR FUERTES ALDANONDO

Nr.	Hora Día Entrada	Tiempo Entrada	Tiempo Salida	Tiempo Box	Tiempo Box Total
1	11:08:08.974	11:08:08.974	11:51:57.985	0:43:49.011	0:43:49.011

12 JDMotor
 David ENTERO VILLENA ULTIMA VUELTA

Nr.	Hora Día Entrada	Tiempo Entrada	Tiempo Salida	Tiempo Box	Tiempo Box Total
1	11:15:35.347	11:15:35.347	11:18:32.780	0:02:57.433	0:02:57.433
2	11:30:22.353	11:30:22.353	11:32:56.157	0:02:33.804	0:05:31.237
3	11:41:56.182	11:41:56.182	11:57:52.409	0:15:56.227	0:21:27.464

15 JER Motorsport
 Ricardo SANCHEZ BALBUENA RASANTE SPORT

Nr.	Hora Día Entrada	Tiempo Entrada	Tiempo Salida	Tiempo Box	Tiempo Box Total
1	11:16:00.998	11:16:00.998	11:25:14.407	0:09:13.409	0:09:13.409
2	11:34:16.359	11:34:16.359	11:38:26.373	0:04:10.014	0:13:23.423

23 PMH Motorsport
 Juan Carlos SANTOS SERRANO EMAN EGURRE

Nr.	Hora Día Entrada	Tiempo Entrada	Tiempo Salida	Tiempo Box	Tiempo Box Total
1	11:22:45.326	11:22:45.326	11:25:48.977	0:03:03.651	0:03:03.651

24 PMH Motorsport
 Jorge MAS ROSAS EMAN EGURRE

Nr.	Hora Día Entrada	Tiempo Entrada	Tiempo Salida	Tiempo Box	Tiempo Box Total
1	11:18:04.852	11:18:04.852	11:20:14.056	0:02:09.204	0:02:09.204
2	11:26:37.231	11:26:37.231	11:39:08.635	0:12:31.404	0:14:40.608

27 DRS - REPSOL Racing Team
 Alvaro COLLIN TALLAVÍ ESCUDERIA MADRID HISTÓRICOS

Nr.	Hora Día Entrada	Tiempo Entrada	Tiempo Salida	Tiempo Box	Tiempo Box Total
1	11:36:59.097	11:36:59.097	11:43:04.346	0:06:05.249	0:06:05.249

46 #lodecorrermuchashoras
 José Miguel SERRANO GUTIERREZ ULTIMA VUELTA

Nr.	Hora Día Entrada	Tiempo Entrada	Tiempo Salida	Tiempo Box	Tiempo Box Total
1	11:36:06.026	11:36:06.026	11:47:24.699	0:11:18.673	0:11:18.673