

Circuito del Jarama
UV Endurance RACE Jarama
Carrera 8 horas resistencia
Resultados Provisionales 1 Hora



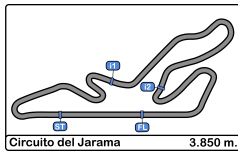
Clas	Nº	Team	Vehiculo	Cat	Clas	N.V.	Tiempo	Dif 1º	Dif Ant.	Km/h	V.R.	Tiempo	Km/h
1	2	ASAP Racing	Honda Civic EG5	1	1	27	1:00:23.638			103.2	6	2:08.458	107.8
2	9	RX Pro Racing	BMW 325i	3	1	27	1:00:25.640	2.002	2.002	103.2	13	2:08.116	108.1
3	3	FASTPORT	BMW 320i	2	1	27	1:00:26.353	2.715	0.713	103.1	12	2:08.555	107.8
4	4	HLT 2	VW Golf GTI 16v	2	2	27	1:00:27.553	3.915	1.200	103.1	2	2:06.911	109.2
5	7	ENZO Racing Team	VW Golf	2	3	27	1:00:28.422	4.784	0.869	103.1	19	2:09.384	107.1
6	27	DRS - REPSOL Racing Team	BMW 318is E36	2	4	27	1:00:30.111	6.473	1.689	103.0	14	2:10.940	105.8
7	46	#lodecorrermuchashoras	Mazda MX5	1	2	26	1:00:24.806	1 Vta	1 Vta	99.4	5	2:13.121	104.1
8	10	INFOVA Automoción	VW Golf	2	5	26	1:01:41.190	1 Vta	1:16.384	97.3	2	2:17.515	100.7
9	23	PMH Motorsport	Nissan Sunny GTI	2	6	25	52:47.326	2 Vtas	1 Vta	109.3	24	2:05.254	110.6
10	12	JDMotor	BMW 325i E30	3	2	25	55:16.466	2 Vtas	2:29.140	104.4	5	2:10.805	105.9
11	6	ALVITRUCKSPORT	BMW 320i E36	2	7	25	56:06.515	2 Vtas	50.049	102.9	2	2:11.579	105.3
12	8	Museo del Recambio	BMW E36	3	3	24	56:19.752	3 Vtas	1 Vta	98.4	3	2:16.598	101.4
13	24	PMH Motorsport	Nissan Sunny GTI	2	8	23	1:00:43.195	4 Vtas	1 Vta	87.5	15	2:05.839	110.1
14	5	HLT mk3	VW Golf	2	9	21	48:40.767	6 Vtas	2 Vtas	99.6	17	2:16.123	101.8
No clasificados: (Requerimiento: 75% del numero de vueltas del lider = 21 Vueltas)													
	15	JER Motorsport	HONDA Civic	1	3	20	1:00:28.054	7 Vtas	1 Vta	76.4	14	2:11.764	105.1
	1	OLIMPIA Racing	Citroen AX	1	4	20	1:00:29.371	7 Vtas	1.317	76.3	18	2:08.086	108.2

Vta. rápida de PMH Motorsport en 2:05.254 a 110.7 Km/h en la vuelta 24

Publicada a las :

Comisarios Deportivos:	Director de Carrera:	Cronometrador:





Circuito del Jarama
UV Endurance RACE Jarama
Carrera 8 horas resistencia



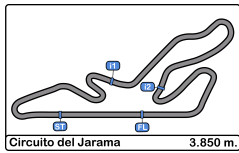
Resultados Provisionales por categoría 1 Hora

Clas	Nº	Team	Vehiculo	Cat	Clas	N.V.	Tiempo	Dif 1º	Dif Ant.	Km/h	V.R.	Tiempo	Km/h
1													
1	2	ASAP Racing	Honda Civic EG5	1	1	27	1:00:23.638			103.2	6	2:08.458	107.8
2	46	#lodecorrermuchashoras	Mazda MX5	1	2	26	1:00:24.806	1 Lap	1 Lap	99.4	5	2:13.121	104.1
No clasificados: (Requerimiento: 75% del numero de vueltas del lider = 21 Vueltas)													
	15	JER Motorsport	HONDA Civic	1	3	20	1:00:28.054	7 Laps	6 Laps	76.4	14	2:11.764	105.1
	1	OLIMPIA Racing	Citroen AX	1	4	20	1:00:29.371	7 Laps	1.317	76.3	18	2:08.086	108.2
Vta. rápida de PMH Motorsport en 2:05.254 a 110.7 Km/h en la vuelta 24													
2													
1	3	FASTPORT	BMW 320i	2	1	27	1:00:26.353			103.1	12	2:08.555	107.8
2	4	HLT 2	VW Golf GTI 16v	2	2	27	1:00:27.553	3.915	1.200	103.1	2	2:06.911	109.2
3	7	ENZO Racing Team	VW Golf	2	3	27	1:00:28.422	4.784	0.869	103.1	19	2:09.384	107.1
4	27	DRS - REPSOL Racing Team	BMW 318is E36	2	4	27	1:00:30.111	6.473	1.689	103.0	14	2:10.940	105.8
5	10	INFOVA Automoción	VW Golf	2	5	26	1:01:41.190	1 Lap	1 Lap	97.3	2	2:17.515	100.7
6	23	PMH Motorsport	Nissan Sunny GTI	2	6	25	52:47.326	2 Laps	1 Lap	109.3	24	2:05.254	110.6
7	6	ALVITRUCKSPORT	BMW 320i E36	2	7	25	56:06.515	2 Laps	3:19.189	102.9	2	2:11.579	105.3
8	24	PMH Motorsport	Nissan Sunny GTI	2	8	23	1:00:43.195	4 Laps	2 Laps	87.5	15	2:05.839	110.1
9	5	HLT mk3	VW Golf	2	9	21	48:40.767	6 Laps	2 Laps	99.6	17	2:16.123	101.8
Vta. rápida de PMH Motorsport en 2:05.254 a 110.7 Km/h en la vuelta 24													
3													
1	9	RX Pro Racing	BMW 325i	3	1	27	1:00:25.640			103.2	13	2:08.116	108.1
2	12	JDMotor	BMW 325i E30	3	2	25	55:16.466	2 Laps	2 Laps	104.4	5	2:10.805	105.9
3	8	Museo del Recambio	BMW E36	3	3	24	56:19.752	3 Laps	1 Lap	98.4	3	2:16.598	101.4
Vta. rápida de PMH Motorsport en 2:05.254 a 110.7 Km/h en la vuelta 24													

Publicada a las :.....

Comisarios Deportivos:	Director de Carrera:	Cronometrador:



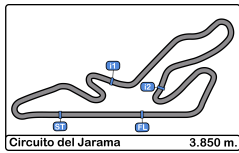


Circuito del Jarama
UV Endurance RACE Jarama
Carrera 8 horas resistencia



Clasificación Provisional por Vuelta Rápida de Piloto 1 Hora

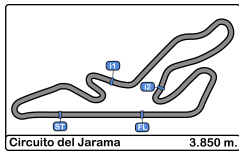
Clas	Nº	Team	Vehiculo	Cat	Clas	N.V.	V.R.	Tiempo	Dif 1º	Dif Ant.	Km/h
1	23	PMH Motorsport	Nissan Sunny GTI	2	1	25	24	2:05.254	0.000	2:05.254	110.6
2	24	PMH Motorsport	Nissan Sunny GTI	2	2	23	15	2:05.839	0.585	0.585	110.1
3	4	HLT 2	VW Golf GTI 16v	2	3	27	2	2:06.911	1.657	1.072	109.2
4	1	OLIMPIA Racing	Citroen AX	1	1	20	18	2:08.086	2.832	1.175	108.2
5	9	RX Pro Racing	BMW 325i	3	1	27	13	2:08.116	2.862	0.030	108.1
6	2	ASAP Racing	Honda Civic EG5	1	2	27	6	2:08.458	3.204	0.342	107.8
7	3	FASTPORT	BMW 320i	2	4	27	12	2:08.555	3.301	0.097	107.8
8	7	IÑAKI BEGUIRISTAIN UGARTE	VW Golf	2	5	27	19	2:09.384	4.130	0.829	107.1
9	12	JDMotor	BMW 325i E30	3	2	25	5	2:10.805	5.551	1.421	105.9
10	27	DRS - REPSOL Racing Team	BMW 318is E36	2	6	27	14	2:10.940	5.686	0.135	105.8
11	6	ALVITRUCKSPORT	BMW 320i E36	2	7	25	2	2:11.579	6.325	0.639	105.3
12	15	JER Motorsport	HONDA Civic	1	3	20	14	2:11.764	6.510	0.185	105.1
13	46	#lodecormuchashoras	Mazda MX5	1	4	26	5	2:13.121	7.867	1.357	104.1
14	5	HLT mk3	VW Golf	2	8	21	17	2:16.123	10.869	3.002	101.8
15	8	Museo del Recambio	BMW E36	3	3	24	3	2:16.598	11.344	0.475	101.4
16	10	INFOVA Automoción	VW Golf	2	9	26	2	2:17.515	12.261	0.917	100.7



Circuito del Jarama
 UV Endurance RACE Jarama
 Carrera 8 horas resistencia
 Distancia y Velocidad Media 1 Hora



Clas	Nº	Team	Vehiculo	Cat	Clas	N.V.	Distancia	Tiempo Total	Km/h
1	2	ASAP Racing	Honda Civic EG5	1	1	27	103.95	1:00:23.638	103.2
2	9	RX Pro Racing	BMW 325i	3	1	27	103.95	1:00:25.640	103.2
3	3	FASTPORT	BMW 320i	2	1	27	103.95	1:00:26.353	103.1
4	4	HLT 2	VW Golf GTI 16v	2	2	27	103.95	1:00:27.553	103.1
5	7	IÑAKI BEGUIRISTAIN	VW Golf	2	3	27	103.95	1:00:28.422	103.1
6	27	DRS - REPSOL Racing Team	BMW 318is E36	2	4	27	103.95	1:00:30.111	103.0
7	46	#lodecorrermuchashoras	Mazda MX5	1	2	26	100.10	1:00:24.806	99.4
8	10	INFOVA Automoción	VW Golf	2	5	26	100.10	1:01:41.190	97.3
9	23	PMH Motorsport	Nissan Sunny GTI	2	6	25	96.25	52:47.326	109.3
10	12	JDMotor	BMW 325i E30	3	2	25	96.25	55:16.466	104.4
11	6	ALVITRUCKSPORT	BMW 320i E36	2	7	25	96.25	56:06.515	102.9
12	8	Museo del Recambio	BMW E36	3	3	24	92.40	56:19.752	98.4
13	24	PMH Motorsport	Nissan Sunny GTI	2	8	23	88.55	1:00:43.195	87.5
14	5	HLT mk3	VW Golf	2	9	21	80.85	48:40.767	99.6
No clasificados: (Requerimiento: 75% del numero de vueltas del lider = 21 Vueltas)									
	15	JER Motorsport	HONDA Civic	1	3	20	77.00	1:00:28.054	76.4
	1	OLIMPIA Racing	Citroen AX	1	4	20	77.00	1:00:29.371	76.3

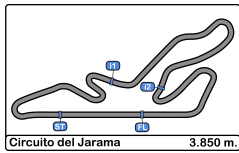


Circuito del Jarama
UV Endurance RACE Jarama
Carrera 8 horas resistencia
Tiempos Por Vuelta 1 Hora



1 OLIMPIA Racing							2 Citroen AX							ASAP Racing							Honda Civic EG5															
1							OLIMPIA Racing							1							ASAP Racing															
Lap	D	Time	Sector 1	Sector 2	Sector 3	T. Spd	Elapsed	Lap	D	Time	Sector 1	Sector 2	Sector 3	T. Spd	Elapsed	Lap	D	Time	Sector 1	Sector 2	Sector 3	T. Spd	Elapsed	Lap	D	Time	Sector 1	Sector 2	Sector 3	T. Spd	Elapsed					
1		2:11.901	53.076	42.955	35.870	155.3	2:11.901	1		2:16.025	55.426	43.784	36.815	144.7	2:16.025																					
2		2:11.632	51.151	44.009	36.472	167.1	4:23.533	2		2:13.369	51.268	45.169	36.932	164.1	4:29.394																					
3		2:09.880	50.105	43.828	35.947	160.4	6:33.413	3		2:11.749	50.934	44.773	36.042	169.2	6:41.143																					
4		2:10.022	49.770	43.878	36.374	163.6	8:43.435	4		2:09.720	49.427	43.870	36.423	169.8	8:50.863																					
5		2:09.462	49.296	43.879	36.287	166.4	10:52.897	5		2:11.367	50.781	44.134	36.452	170.0	11:02.230																					
6		2:09.814	49.839	43.849	36.126	166.9	13:02.711	6		2:08.458	49.430	43.166	35.862	172.5	13:10.688																					
7		2:09.953	49.914	43.868	36.171	167.7	15:12.664	7		2:09.213	49.402	43.784	36.027	166.4	15:19.901																					
8		2:09.675	50.039	43.650	35.986	167.1	17:22.339	8		2:09.751	49.893	43.829	36.029	166.9	17:29.652																					
9		2:09.755	49.958	43.764	36.033	166.1	19:32.094	9		2:08.954	49.475	43.676	35.803	165.6	19:38.606																					
10		17:50.348	16:26.790	44.514	39.044	84.8	37:22.442	10		2:13.484	50.500	45.233	37.751	163.8	21:52.090																					
11		2:10.188	49.947	44.191	36.050	163.3	39:32.630	11		2:10.907	50.544	44.488	35.875	148.1	24:02.997																					
12		2:09.782	49.730	43.909	36.143	164.3	41:42.412	12		2:08.831	49.409	43.749	35.673	164.6	26:11.828																					
13		2:09.198	49.374	43.727	36.097	166.6	43:51.610	13		2:09.680	49.372	43.668	36.640	164.6	28:21.508																					
14		2:09.205	49.354	43.535	36.316	166.1	46:00.815	14		2:09.764	50.312	43.575	35.877	152.3	30:31.272																					
15		2:09.089	49.506	43.397	36.186	165.8	48:09.904	15		2:09.145	49.142	43.355	36.648	163.8	32:40.417																					
16		2:10.090	49.346	43.369	37.375	165.1	50:19.994	16		2:08.529	49.336	43.716	35.477	166.6	34:48.946																					
17		2:08.603	48.951	43.533	36.119	167.9	52:28.597	17		2:08.928	49.350	43.584	35.994	166.1	36:57.874																					
18		2:08.086	49.029	43.249	35.808	169.0	54:36.683	18		2:09.135	48.996	43.706	36.433	167.4	39:07.009																					
19		2:12.522	48.962	43.308	40.252	168.2	56:49.205	19		2:10.183	50.520	43.896	35.767	164.8	41:17.192																					
20		3:40.166	1:19.276	1:37.295	43.595	88.7	1:00:29.371	20		2:09.071	49.434	43.747	35.890	163.8	43:26.263																					
21			50.584	44.035		165.3		21		2:09.697	50.141	43.643	35.913	160.2	45:35.960																					
								22		2:09.741	50.476	43.483	35.782	167.9	47:45.701																					
								23		2:08.646	49.373	43.604	35.669	161.6	49:54.347																					
								24		2:09.316	49.517	43.884	35.915	165.3	52:03.663																					
								25		2:09.075	49.433	43.767	35.875	162.1	54:12.738																					
								26		2:23.762	50.218	46.441	47.103	158.1	56:36.500																					
								27		3:47.138	1:23.388	1:34.758	48.992	95.9	1:00:23.638																					
								28			52.346	43.660		146.1																						





Circuito del Jarama
UV Endurance RACE Jarama
Carrera 8 horas resistencia
Tiempos Por Vuelta 1 Hora



3

FASTPORT

2

BMW 320i 4

FASTPORT

HLT 2

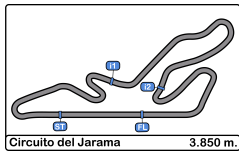
2

VW Golf GTI 16v

HLT 2

Lap	D	Time	Sector 1	Sector 2	Sector 3	T. Spd	Elapsed	Lap	D	Time	Sector 1	Sector 2	Sector 3	T. Spd	Elapsed
1		2:21.302	56.795	46.440	38.067	144.0	2:21.302	1		2:10.064	51.648	42.561	35.855	158.3	2:10.064
2		2:10.839	49.855	44.223	36.761	172.8	4:32.141	2		2:06.911	48.581	42.855	35.475	172.2	4:16.975
3		2:11.958	50.954	44.406	36.598	171.4	6:44.099	3		2:06.970	48.485	42.898	35.587	175.8	6:23.945
4		2:10.270	49.910	43.512	36.848	165.1	8:54.369	4		2:07.972	48.975	42.983	36.014	170.0	8:31.917
5		2:10.701	49.402	44.092	37.207	177.6	11:05.070	5		2:07.674	48.702	43.347	35.625	171.1	10:39.591
6		2:09.939	49.333	43.859	36.747	176.1	13:15.009	6		2:07.340	49.011	42.722	35.607	169.2	12:46.931
7		2:14.409	52.466	44.943	37.000	174.4	15:29.418	7		2:07.699	49.026	43.186	35.487	177.3	14:54.630
8		2:09.859	49.216	44.179	36.464	179.7	17:39.277	8		2:07.066	48.683	42.987	35.396	172.2	17:01.696
9		2:10.018	49.604	43.887	36.527	177.0	19:49.295	9		2:07.404	48.687	43.238	35.479	175.0	19:09.100
10		2:09.716	49.439	43.742	36.535	180.3	21:59.011	10		2:09.121	48.834	43.833	36.454	173.6	21:18.221
11		2:09.266	49.195	43.746	36.325	177.9	24:08.277	11		2:10.609	50.482	43.855	36.272	159.2	23:28.830
12		2:08.555	48.915	43.390	36.250	173.6	26:16.832	12		2:10.901	50.647	43.925	36.329	156.0	25:39.731
13		2:09.091	49.078	43.189	36.824	180.6	28:25.923	13		2:10.205	50.888	43.406	35.911	160.0	27:49.936
14		2:09.012	48.977	43.468	36.567	179.4	30:34.935	14		2:12.376	50.054	44.642	37.680	164.6	30:02.312
15		2:10.131	49.144	43.914	37.073	180.3	32:45.066	15		2:13.006	51.071	44.418	37.517	161.9	32:15.318
16		2:10.885	49.678	44.160	37.047	177.9	34:55.951	16		2:14.927	51.973	45.468	37.486	154.5	34:30.245
17		2:10.237	49.734	43.879	36.624	180.0	37:06.188	17		2:17.468	52.435	47.292	37.741	152.7	36:47.713
18		2:10.042	49.245	44.011	36.786	180.9	39:16.230	18		2:15.272	52.451	45.786	37.035	145.7	39:02.985
19		2:10.767	49.477	44.402	36.888	180.6	41:26.997	19		2:13.323	51.191	45.413	36.719	153.8	41:16.308
20		2:09.348	48.886	43.788	36.674	176.7	43:36.345	20		2:11.383	51.241	43.868	36.274	150.2	43:27.691
21		2:09.874	49.173	43.737	36.964	180.6	45:46.219	21		2:08.779	49.589	43.511	35.679	163.1	45:36.470
22		2:10.202	49.357	43.872	36.973	179.4	47:56.421	22		2:14.061	52.656	44.239	37.166	164.1	47:50.531
23		2:09.936	49.423	43.813	36.700	177.3	50:06.357	23		2:13.476	51.385	44.713	37.378	154.5	50:04.007
24		2:09.525	49.164	43.811	36.550	175.8	52:15.882	24		2:11.593	50.789	43.699	37.105	155.3	52:15.600
25		2:12.064	49.973	44.181	37.910	178.8	54:27.946	25		2:13.541	50.803	45.949	36.789	158.3	54:29.141
26		2:15.014	49.019	43.417	42.578	179.4	56:42.960	26		2:17.350	48.611	43.341	45.398	166.1	56:46.491
27		3:43.393	1:20.697	1:35.878	46.818	102.4	1:00:26.353	27		3:41.062	1:17.917	1:36.585	46.560	102.3	1:00:27.553
28			50.514	44.356		167.4		28			49.688	43.228		161.9	





Circuito del Jarama
UV Endurance RACE Jarama
Carrera 8 horas resistencia
Tiempos Por Vuelta 1 Hora



5

HLT mk3

2

VW Golf 6

HLT mk3

ALVITRUCKSPORT

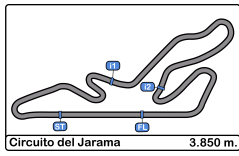
2

BMW 320i E36

ALVITRUCKSPORT

Lap	D	Time	Sector 1	Sector 2	Sector 3	T. Spd	Elapsed	Lap	D	Time	Sector 1	Sector 2	Sector 3	T. Spd	Elapsed
1		2:26.770	1:00.232	48.364	38.174	132.8	2:26.770	1		2:19.098	57.342	45.090	36.666	139.5	2:19.098
2		2:16.473	52.019	46.786	37.668	161.6	4:43.243	2		2:11.579	50.165	44.679	36.735	171.4	4:30.677
3		2:16.920	51.514	47.382	38.024	163.3	7:00.163	3		2:15.170	52.830	45.445	36.895	170.0	6:45.847
4		2:17.058	51.771	46.954	38.333	160.0	9:17.221	4		2:14.473	51.212	45.916	37.345	165.1	9:00.320
5		2:16.976	51.333	47.094	38.549	160.9	11:34.197	5		2:13.385	51.189	45.205	36.991	161.6	11:13.705
6		2:18.260	52.606	47.486	38.168	161.6	13:52.457	6		2:13.699	51.452	45.083	37.164	166.4	13:27.404
7		2:16.868	51.601	46.909	38.358	160.7	16:09.325	7		2:14.004	51.553	45.296	37.155	160.9	15:41.408
8		2:17.505	51.737	46.902	38.866	160.4	18:26.830	8		2:12.779	50.695	45.030	37.054	163.6	17:54.187
9		2:17.305	52.037	47.025	38.243	158.8	20:44.135	9		2:13.549	50.744	45.626	37.179	167.9	20:07.736
10		2:17.313	52.427	46.637	38.249	154.5	23:01.448	10		2:13.365	51.062	44.907	37.396	161.9	22:21.101
11		2:18.264	51.964	47.053	39.247	158.5	25:19.712	11		2:14.712	51.527	45.965	37.220	156.2	24:35.813
12		2:16.968	51.863	46.565	38.540	157.4	27:36.680	12		2:14.533	51.276	45.705	37.552	154.0	26:50.346
13		2:19.989	52.431	47.029	40.529	158.8	29:56.669	13		2:15.285	52.654	45.395	37.236	151.0	29:05.631
14		2:19.832	52.441	47.718	39.673	157.8	32:16.501	14		2:13.763	50.987	45.443	37.333	153.1	31:19.394
15		2:16.209	51.341	46.377	38.491	161.9	34:32.710	15		2:15.554	51.307	46.772	37.475	153.8	33:34.948
16		2:16.780	52.007	46.591	38.182	158.3	36:49.490	16		2:14.230	51.333	45.454	37.443	156.9	35:49.178
17		2:16.123	51.535	46.432	38.156	160.4	39:05.613	17		2:14.410	51.373	45.645	37.392	160.2	38:03.588
18		2:19.556	52.865	48.134	38.557	159.7	41:25.169	18		2:13.269	50.762	45.309	37.198	159.5	40:16.857
19		2:18.423	52.653	47.238	38.532	159.5	43:43.592	19		2:13.885	50.699	45.751	37.435	164.3	42:30.742
20		2:21.736	52.888	48.826	40.022	153.6	46:05.328	20		2:13.943	50.946	45.558	37.439	158.8	44:44.685
21		2:35.439 P	52.342	52.240	50.857	154.5	48:40.767	21		2:14.343	51.250	45.713	37.380	155.3	46:59.028
								22		2:13.938	51.315	45.359	37.264	155.1	49:12.966
								23		2:14.964	51.264	46.058	37.642	163.3	51:27.930
								24		2:15.001	51.313	46.062	37.626	154.7	53:42.931
								25		2:23.584 P	52.113	45.925	45.546	151.2	56:06.515





Circuito del Jarama
UV Endurance RACE Jarama
Carrera 8 horas resistencia
Tiempos Por Vuelta 1 Hora



7

IÑAKI BEGUIRISTAIN UGARTE

VW Golf 8

Museo del Recambio

BMW E36

2

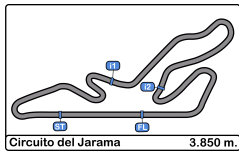
ENZO Racing Team

3

Museo del Recambio

Lap	D	Time	Sector 1	Sector 2	Sector 3	T. Spd	Elapsed	Lap	D	Time	Sector 1	Sector 2	Sector 3	T. Spd	Elapsed
1		2:16.281	56.150	43.641	36.490	139.1	2:16.281	1		2:26.385	59.943	47.894	38.548	127.2	2:26.385
2		2:12.000	50.186	44.830	36.984	177.0	4:28.281	2		2:17.858	53.503	46.707	37.648	158.5	4:44.243
3		2:11.263	50.210	44.402	36.651	168.2	6:39.544	3		2:16.598	51.968	47.062	37.568	151.4	7:00.841
4		2:10.978	50.106	44.138	36.734	168.2	8:50.522	4		2:18.086	52.897	46.995	38.194	150.2	9:18.927
5		2:11.468	50.568	44.232	36.668	166.9	11:01.990	5		2:17.325	51.997	47.017	38.311	154.9	11:36.252
6		2:12.215	51.028	44.422	36.765	166.1	13:14.205	6		2:18.143	52.545	47.237	38.361	143.4	13:54.395
7		2:11.755	50.359	44.552	36.844	166.1	15:25.960	7		2:18.866	52.658	47.917	38.291	149.3	16:13.261
8		2:10.913	50.558	43.928	36.427	164.8	17:36.873	8		2:20.118	53.172	47.804	39.142	150.0	18:33.379
9		2:10.361	50.058	44.013	36.290	167.7	19:47.234	9		2:21.703	53.974	48.240	39.489	149.5	20:55.082
10		2:10.564	50.510	43.753	36.301	167.9	21:57.798	10		2:22.067	55.541	47.967	38.559	148.9	23:17.149
11		2:09.817	49.842	43.890	36.085	168.2	24:07.615	11		2:18.996	52.611	48.058	38.327	143.2	25:36.145
12		2:09.989	50.347	43.616	36.026	166.9	26:17.604	12		2:18.270	52.387	47.643	38.240	155.1	27:54.415
13		2:09.614	49.582	43.750	36.282	171.7	28:27.218	13		2:20.349	53.398	48.108	38.843	152.3	30:14.764
14		2:11.237	49.768	44.824	36.645	161.9	30:38.455	14		2:20.362	53.270	48.209	38.883	146.7	32:35.126
15		2:10.298	49.915	43.718	36.665	169.2	32:48.753	15		2:21.463	54.359	48.187	38.917	140.0	34:56.589
16		2:10.191	49.883	44.180	36.128	169.0	34:58.944	16		2:21.186	54.360	47.790	39.036	149.3	37:17.775
17		2:10.572	50.486	43.649	36.437	170.0	37:09.516	17		2:20.095	52.695	48.573	38.827	149.7	39:37.870
18		2:10.391	49.945	43.680	36.766	170.0	39:19.907	18		2:20.071	53.310	48.287	38.474	147.3	41:57.941
19		2:09.384	49.689	43.418	36.277	170.3	41:29.291	19		2:19.286	52.597	47.848	38.841	156.5	44:17.227
20		2:10.151	49.579	43.784	36.788	169.0	43:39.442	20		2:20.015	52.910	48.128	38.977	149.7	46:37.242
21		2:10.428	49.981	43.925	36.522	168.7	45:49.870	21		2:21.020	53.269	48.283	39.468	148.5	48:58.262
22		2:11.118	50.166	44.296	36.656	170.0	48:00.988	22		2:21.276	53.746	48.489	39.041	149.3	51:19.538
23		2:11.593	50.331	44.356	36.906	168.7	50:12.581	23		2:22.053	53.676	49.058	39.319	147.3	53:41.591
24		2:11.125	50.583	44.002	36.540	167.4	52:23.706	24		2:38.161 P	56.029	49.541	52.591	138.6	56:19.752
25		2:09.646	49.875	43.893	35.878	165.8	54:33.352								
26		2:15.096	49.599	43.813	41.684	169.2	56:48.448								
27		3:39.974	1:18.301	1:37.742	43.931	92.6	1:00:28.422								
28			50.877	43.942		166.6									





Circuito del Jarama
UV Endurance RACE Jarama
Carrera 8 horas resistencia
Tiempos Por Vuelta 1 Hora



9

RX Pro Racing

BMW 325i 10

INFOVA Automoción

VW Golf

3

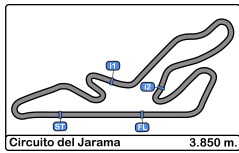
RX Pro Racing

2

INFOVA Automoción

Lap	D	Time	Sector 1	Sector 2	Sector 3	T. Spd	Elapsed	Lap	D	Time	Sector 1	Sector 2	Sector 3	T. Spd	Elapsed
1		2:21.650	58.324	45.917	37.409	130.5	2:21.650	1		2:24.564	59.108	47.237	38.219	130.4	2:24.564
2		2:10.660	50.614	43.819	36.227	173.6	4:32.310	2		2:17.515	51.788	47.036	38.691	162.8	4:42.079
3		2:10.913	50.073	44.092	36.748	177.3	6:43.223	3		2:17.897	52.330	47.062	38.505	161.9	6:59.976
4		2:09.976	49.866	43.334	36.776	174.7	8:53.199	4		2:20.430	53.265	48.127	39.038	153.4	9:20.406
5		2:12.460	49.607	43.643	39.210	174.1	11:05.659	5		2:18.434	52.326	47.346	38.762	158.3	11:38.840
6		2:09.819	49.766	43.510	36.543	168.2	13:15.478	6		2:18.831	52.209	47.339	39.283	160.4	13:57.671
7		2:11.524	51.314	43.981	36.229	180.6	15:27.002	7		2:19.593	53.297	47.561	38.735	153.1	16:17.264
8		2:09.921	50.413	43.393	36.115	174.7	17:36.923	8		2:21.111	54.459	47.761	38.891	146.3	18:38.375
9		2:08.960	49.517	43.198	36.245	178.5	19:45.883	9		2:20.683	53.219	48.259	39.205	157.2	20:59.058
10		2:09.304	50.037	43.223	36.044	172.5	21:55.187	10		2:18.928	53.546	47.091	38.291	156.7	23:17.986
11		2:09.320	50.189	43.124	36.007	176.1	24:04.507	11		2:18.887	52.996	47.279	38.612	151.2	25:36.873
12		2:08.796	49.408	43.184	36.204	173.3	26:13.303	12		2:20.740	53.815	48.205	38.720	145.1	27:57.613
13		2:08.116	49.290	43.154	35.672	178.8	28:21.419	13		2:20.815	53.716	48.022	39.077	157.2	30:18.428
14		2:08.515	49.367	43.157	35.991	175.3	30:29.934	14		2:23.059	54.067	48.526	40.466	153.4	32:41.487
15		2:09.194	49.512	42.896	36.786	175.6	32:39.128	15		2:21.651	54.475	48.016	39.160	154.2	35:03.138
16		2:08.385	49.522	42.896	35.967	176.1	34:47.513	16		2:20.884	53.564	48.036	39.284	154.9	37:24.022
17		2:09.528	49.698	43.614	36.216	179.7	36:57.041	17		2:21.625	54.211	48.021	39.393	156.5	39:45.647
18		2:13.701	49.263	42.797	41.641	178.5	39:10.742	18		2:21.208	54.016	47.800	39.392	154.9	42:06.855
19		2:09.641	49.927	43.367	36.347	178.8	41:20.383	19		2:21.917	54.036	48.284	39.597	159.0	44:28.772
20		2:09.012	49.892	43.199	35.921	179.1	43:29.395	20		2:21.664	54.296	47.926	39.442	154.7	46:50.436
21		2:08.421	49.207	43.306	35.908	179.1	45:37.816	21		2:21.360	53.802	48.017	39.541	160.4	49:11.796
22		2:10.917	50.989	43.424	36.504	180.6	47:48.733	22		2:21.922	54.161	48.032	39.729	160.4	51:33.718
23		2:09.944	49.541	43.890	36.513	184.9	49:58.677	23		2:21.700	53.908	48.087	39.705	160.2	53:55.418
24		2:10.420	49.853	44.216	36.351	181.2	52:09.097	24		2:26.017	53.631	50.040	42.346	160.4	56:21.435
25		2:10.697	49.852	44.090	36.755	180.3	54:19.794	25		2:52.670	1:18.528	52.909	41.233	100.0	59:14.105
26		2:22.611	49.878	44.820	47.913	175.6	56:42.405	26		2:27.085	57.579	50.242	39.264	142.8	1:01:41.190
27		3:43.235	1:20.262	1:35.200	47.773	93.1	1:00:25.640	27			53.270			159.0	
28			49.942	43.138		175.3									





Circuito del Jarama
UV Endurance RACE Jarama
Carrera 8 horas resistencia
Tiempos Por Vuelta 1 Hora



12

JDMotor

3

BMW 325i E30 15

JDMotor

JER Motorsport

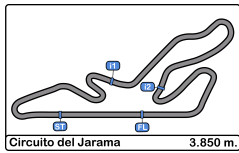
1

HONDA Civic

JER Motorsport

Lap	D	Time	Sector 1	Sector 2	Sector 3	T. Spd	Elapsed	Lap	D	Time	Sector 1	Sector 2	Sector 3	T. Spd	Elapsed
1		2:22.345	57.761	47.395	37.189	135.3	2:22.345	1		16:23.600	14:57.962	47.677	37.961	72.2	16:23.600
2		2:13.280	51.065	45.583	36.632	151.8	4:35.625	2		2:16.958	52.495	46.285	38.178	150.4	18:40.558
3		2:11.952	50.684	44.869	36.399	169.5	6:47.577	3		2:16.599	52.428	46.291	37.880	159.0	20:57.157
4		2:11.432	50.215	44.778	36.439	162.6	8:59.009	4		2:17.579	53.235	46.408	37.936	156.7	23:14.736
5		2:10.805	50.040	44.295	36.470	171.4	11:09.814	5		2:17.610	52.705	46.796	38.109	157.6	25:32.346
6		2:11.671	50.135	44.748	36.788	165.6	13:21.485	6		2:15.414	52.148	45.996	37.270	160.4	27:47.760
7		2:12.393	50.455	44.687	37.251	162.4	15:33.878	7		2:15.859	51.395	44.777	39.687	163.6	30:03.619
8		2:12.117	50.292	44.936	36.889	158.5	17:45.995	8		2:16.324	53.059	45.796	37.469	149.7	32:19.943
9		2:12.207	50.682	44.888	36.637	147.7	19:58.202	9		2:13.334	51.477	44.892	36.965	165.6	34:33.277
10		2:11.692	50.546	44.505	36.641	160.4	22:09.894	10		2:12.270	50.661	44.670	36.939	165.6	36:45.547
11		2:11.380	49.987	44.904	36.489	159.0	24:21.274	11		2:13.142	51.127	45.106	36.909	164.8	38:58.689
12		2:11.513	50.110	44.656	36.747	153.1	26:32.787	12		2:12.782	51.051	44.451	37.280	167.4	41:11.471
13		2:11.867	50.215	44.988	36.664	157.2	28:44.654	13		2:12.189	50.973	44.455	36.761	165.1	43:23.660
14		2:11.203	50.350	44.493	36.360	156.7	30:55.857	14		2:11.764	50.738	44.417	36.609	163.8	45:35.424
15		2:11.727	50.526	44.477	36.724	152.9	33:07.584	15		2:12.941	50.778	45.387	36.776	166.9	47:48.365
16		2:11.997	50.126	45.104	36.767	162.4	35:19.581	16		2:12.770	51.261	44.530	36.979	160.9	50:01.135
17		2:11.041	50.323	44.528	36.190	161.1	37:30.622	17		2:13.377	51.033	45.477	36.867	164.6	52:14.512
18		2:11.359	49.646	45.088	36.625	167.7	39:41.981	18		2:14.110	51.313	45.872	36.925	165.6	54:28.622
19		2:11.317	49.712	45.043	36.562	167.4	41:53.298	19		2:18.826	51.458	45.266	42.102	157.2	56:47.448
20		2:12.479	50.660	44.635	37.184	165.3	44:05.777	20		3:40.606	1:18.057	1:37.209	45.340	99.5	1:00:28.054
21		2:11.542	50.706	44.436	36.400	158.3	46:17.319	21			51.095	45.907		163.1	
22		2:11.156	49.888	44.822	36.446	162.4	48:28.475								
23		2:13.205	50.270	44.842	38.093	158.1	50:41.680								
24		2:10.969	50.026	44.605	36.338	161.6	52:52.649								
25		2:23.817 P	50.144	45.899	47.774	164.6	55:16.466								
26			7:12.748			76.5									





Circuito del Jarama
UV Endurance RACE Jarama
Carrera 8 horas resistencia
Tiempos Por Vuelta 1 Hora



23

PMH Motorsport

2

Nissan Sunny GTI 24

PMH Motorsport

PMH Motorsport

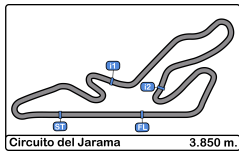
2

Nissan Sunny GTI

PMH Motorsport

Lap	D	Time	Sector 1	Sector 2	Sector 3	T. Spd	Elapsed	Lap	D	Time	Sector 1	Sector 2	Sector 3	T. Spd	Elapsed
1		2:06.970	50.506	41.433	35.031	161.9	2:06.970	1		2:12.296	54.548	41.863	35.885	152.7	2:12.296
2		2:05.753	48.533	41.929	35.291	175.3	4:12.723	2		2:06.879	48.747	41.940	36.192	180.9	4:19.175
3		2:06.237	49.084	42.008	35.145	167.1	6:18.960	3		2:07.537	49.065	42.209	36.263	171.9	6:26.712
4		2:07.789	49.341	42.646	35.802	167.1	8:26.749	4		2:07.755	48.583	43.073	36.099	176.7	8:34.467
5		2:07.569	48.764	43.028	35.777	167.1	10:34.318	5		2:07.220	48.581	42.548	36.091	173.9	10:41.687
6		2:07.063	49.168	42.260	35.635	175.3	12:41.381	6		2:06.956	48.737	42.325	35.894	171.9	12:48.643
7		2:07.387	48.864	42.639	35.884	172.8	14:48.768	7		2:06.798	48.610	42.486	35.702	175.8	14:55.441
8		2:08.956	49.456	43.101	36.399	173.6	16:57.724	8		2:07.024	48.544	42.845	35.635	179.1	17:02.465
9		2:05.980	48.688	41.869	35.423	176.7	19:03.704	9		2:07.243	48.632	43.071	35.540	180.9	19:09.708
10		2:07.022	48.666	42.685	35.671	176.1	21:10.726	10		2:06.430	48.771	41.848	35.811	177.3	21:16.138
11		2:06.940	49.165	42.391	35.384	173.6	23:17.666	11		2:06.495	48.170	42.063	36.262	181.5	23:22.633
12		2:06.562	48.983	42.182	35.397	168.7	25:24.228	12		2:07.163	48.783	42.868	35.512	176.1	25:29.796
13		2:06.690	49.183	42.550	34.957	172.5	27:30.918	13		2:07.847	49.417	42.419	36.011	173.9	27:37.643
14		2:07.601	49.120	43.029	35.452	170.8	29:38.519	14		2:06.511	48.562	41.977	35.972	178.8	29:44.154
15		2:06.821	48.507	42.720	35.594	177.6	31:45.340	15		2:05.839	48.556	41.624	35.659	177.3	31:49.993
16		2:05.532	48.075	42.463	34.994	173.9	33:50.872	16		2:06.201	48.653	41.938	35.610	176.7	33:56.194
17		2:06.150	48.378	42.553	35.219	169.8	35:57.022	17		2:23.641 P	49.143	47.548	46.950	178.8	36:19.835
18		2:06.337	48.823	41.896	35.618	168.4	38:03.359	18		12:57.805	11:39.268	42.635	35.902	75.7	49:17.640
19		2:05.807	48.173	42.541	35.093	179.4	40:09.166	19		2:07.122	48.701	42.578	35.843	176.4	51:24.762
20		2:06.375	48.428	42.407	35.540	178.8	42:15.541	20		2:06.261	48.545	41.845	35.871	179.4	53:31.023
21		2:06.501	48.105	43.530	34.866	178.8	44:22.042	21		2:12.503	48.676	47.594	36.233	175.6	55:43.526
22		2:07.225	48.623	43.387	35.215	169.5	46:29.267	22		2:34.833	55.472	58.226	41.135	171.4	58:18.359
23		2:05.732	48.326	42.379	35.027	175.0	48:34.999	23		2:24.836	55.202	51.685	37.949	132.0	1:00:43.195
24		2:05.254	48.069	41.703	35.482	171.4	50:40.253	24			48.803	41.639		176.7	
25		2:07.073	48.991	42.666	35.416	177.0	52:47.326								
26			48.279			177.6									





Circuito del Jarama
UV Endurance RACE Jarama
Carrera 8 horas resistencia
Tiempos Por Vuelta 1 Hora



27

DRS - REPSOL Racing Team

BMW 318is E36 **46**

#lodecorrermuchashoras

Mazda MX5

2

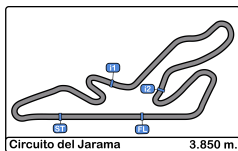
DRS - REPSOL Racing Team

1

#lodecorrermuchashoras

Lap	D	Time	Sector 1	Sector 2	Sector 3	T. Spd	Elapsed	Lap	D	Time	Sector 1	Sector 2	Sector 3	T. Spd	Elapsed
1		2:21.183	56.651	47.137	37.395	155.6	2:21.183	1		2:15.288	54.023	44.226	37.039	154.5	2:15.288
2		2:13.560	51.473	45.546	36.541	169.2	4:34.743	2		2:13.817	51.002	45.561	37.254	164.6	4:29.105
3		2:11.992	50.290	45.216	36.486	178.2	6:46.735	3		2:13.717	50.807	45.668	37.242	165.6	6:42.822
4		2:11.492	50.047	44.663	36.782	177.9	8:58.227	4		2:13.940	50.682	45.529	37.729	161.9	8:56.762
5		2:12.657	50.323	45.343	36.991	177.6	11:10.884	5		2:13.121	50.701	45.153	37.267	161.9	11:09.883
6		2:12.239	50.349	45.027	36.863	170.3	13:23.123	6		2:14.614	51.528	45.671	37.415	159.2	13:24.497
7		2:12.574	50.153	45.123	37.298	176.7	15:35.697	7		2:14.007	50.998	45.494	37.515	161.1	15:38.504
8		2:12.173	50.005	45.206	36.962	176.4	17:47.870	8		2:13.597	51.218	45.086	37.293	160.9	17:52.101
9		2:11.651	49.880	45.050	36.721	175.8	19:59.521	9		2:13.690	50.955	45.304	37.431	162.6	20:05.791
10		2:11.645	50.201	44.842	36.602	177.3	22:11.166	10		2:22.675	51.035	44.939	46.701	158.3	22:28.466
11		2:11.763	49.916	44.978	36.869	176.7	24:22.929	11		2:15.610	51.479	46.371	37.760	158.3	24:44.076
12		2:11.748	50.072	44.743	36.933	175.6	26:34.677	12		2:16.285	51.793	46.538	37.954	158.1	27:00.361
13		2:11.840	50.031	44.709	37.100	176.1	28:46.517	13		2:17.257	52.438	46.888	37.931	136.7	29:17.618
14		2:10.940	49.527	44.577	36.836	176.4	30:57.457	14		2:16.780	52.082	46.774	37.924	136.1	31:34.398
15		2:11.873	50.074	44.866	36.933	175.6	33:09.330	15		2:16.062	51.744	46.369	37.949	151.6	33:50.460
16		2:11.750	49.941	45.045	36.764	176.7	35:21.080	16		2:16.065	52.020	46.150	37.895	154.2	36:06.525
17		2:12.266	50.325	44.854	37.087	177.6	37:33.346	17		2:16.585	51.962	46.498	38.125	156.5	38:23.110
18		2:12.250	50.042	44.788	37.420	177.0	39:45.596	18		2:16.257	51.558	46.389	38.310	159.2	40:39.367
19		2:12.275	50.424	45.059	36.792	173.0	41:57.871	19		2:17.035	52.284	46.615	38.136	148.5	42:56.402
20		2:12.493	50.350	45.339	36.804	174.7	44:10.364	20		2:16.546	52.597	46.221	37.728	146.7	45:12.948
21		2:13.242	50.237	45.223	37.782	175.0	46:23.606	21		2:15.331	51.459	45.894	37.978	160.7	47:28.279
22		2:13.044	50.183	45.549	37.312	174.7	48:36.650	22		2:16.887	52.116	46.919	37.852	143.8	49:45.166
23		2:12.398	50.140	45.083	37.175	174.4	50:49.048	23		2:15.927	52.084	46.053	37.790	152.7	52:01.093
24		2:12.141	50.148	44.876	37.117	176.1	53:01.189	24		2:14.506	51.157	45.807	37.542	155.3	54:15.599
25		2:13.378	50.621	45.347	37.410	175.8	55:14.567	25		2:24.110	51.712	45.953	46.445	161.4	56:39.709
26		2:15.308	50.325	46.913	38.070	175.0	57:29.875	26		3:45.097	1:21.175	1:35.715	48.207	100.5	1:00:24.806
27		3:00.236	50.522	1:26.302	43.412	173.0	1:00:30.111	27			53.124	46.401		148.1	
28			50.723	44.745		169.8									





Circuito del Jarama
UV Endurance RACE Jarama
Carrera 8 horas resistencia



Análisis 1 Hora

Num	Tiempo Vta.	Dif. 1º
-----	-------------	---------

Vta 1

23	2:06.970	
4	2:10.064	03.094
1	2:11.901	04.931
24	2:12.296	05.326
46	2:15.288	08.318
2	2:16.025	09.055
7	2:16.281	09.311
6	2:19.098	12.128
27	2:21.183	14.213
3	2:21.302	14.332
9	2:21.650	14.680
12	2:22.345	15.375
10	2:24.564	17.594
8	2:26.385	19.415
5	2:26.770	19.800

Num	Tiempo Vta.	Dif. 1º
-----	-------------	---------

Vta 2

23	2:05.753	
4	2:06.911	04.252
24	2:06.879	06.452
1	2:11.632	10.810
7	2:12.000	15.558
46	2:13.817	16.382
2	2:13.369	16.671
6	2:11.579	17.954
3	2:10.839	19.418
9	2:10.660	19.587
27	2:13.560	22.020
12	2:13.280	22.902
10	2:17.515	29.356
5	2:16.473	30.520
8	2:17.858	31.520

Num	Tiempo Vta.	Dif. 1º
-----	-------------	---------

Vta 3

23	2:06.237	
4	2:06.970	04.985
24	2:07.537	07.752
1	2:09.880	14.453
7	2:11.263	20.584

2	2:11.749	22.183
46	2:13.717	23.862
9	2:10.913	24.263
3	2:11.958	25.139
6	2:15.170	26.887
27	2:11.992	27.775
12	2:11.952	28.617
10	2:17.897	41.016
5	2:16.920	41.203
8	2:16.598	41.881

Num	Tiempo Vta.	Dif. 1º
-----	-------------	---------

Vta 4

23	2:07.789	
4	2:07.972	05.168
24	2:07.755	07.718
1	2:10.022	16.686
7	2:10.978	23.773
2	2:09.720	24.114
9	2:09.976	26.450
3	2:10.270	27.620
46	2:13.940	30.013
27	2:11.492	31.478
12	2:11.432	32.260
6	2:14.473	33.571
5	2:17.058	50.472
8	2:18.086	52.178
10	2:20.430	53.657

Num	Tiempo Vta.	Dif. 1º
-----	-------------	---------

Vta 5

23	2:07.569	
4	2:07.674	05.273
24	2:07.220	07.369
1	2:09.462	18.579
7	2:11.468	27.672
2	2:11.367	27.912
3	2:10.701	30.752
9	2:12.460	31.341
12	2:10.805	35.496
46	2:13.121	35.565
27	2:12.657	36.566
6	2:13.385	39.387

5	2:16.976	59.879
8	2:17.325	1:01.934
10	2:18.434	1:04.522

Num	Tiempo Vta.	Dif. 1º
-----	-------------	---------

Vta 6

23	2:07.063	
4	2:07.340	05.550
24	2:06.956	07.262
1	2:09.814	21.330
2	2:08.458	29.307
7	2:12.215	32.824
3	2:09.939	33.628
9	2:09.819	34.097
12	2:11.671	40.104
27	2:12.239	41.742
46	2:14.614	43.116
6	2:13.699	46.023
5	2:18.260	1:11.076
8	2:18.143	1:13.014
10	2:18.831	1:16.290

Num	Tiempo Vta.	Dif. 1º
-----	-------------	---------

Vta 7

23	2:07.387	
4	2:07.699	05.862
24	2:06.798	06.673
1	2:09.953	23.896
2	2:09.213	31.133
7	2:11.755	37.192
9	2:11.524	38.234
3	2:14.409	40.650
12	2:12.393	45.110
27	2:12.574	46.929
46	2:14.007	49.736
6	2:14.004	52.640
5	2:16.868	1:20.557
8	2:18.866	1:24.493
10	2:19.593	1:28.496

15	16:23.600	6 Laps
----	-----------	--------

Num	Tiempo Vta.	Dif. 1º
-----	-------------	---------

Vta 8

23	2:08.956	
----	----------	--

4	2:07.066	03.972
24	2:07.024	04.741
1	2:09.675	24.615
2	2:09.751	31.928
7	2:10.913	39.149
9	2:09.921	39.199
3	2:09.859	41.553
12	2:12.117	48.271
27	2:12.173	50.146
46	2:13.597	54.377
6	2:12.779	56.463
5	2:17.505	1:29.106
8	2:20.118	1:35.655
10	2:21.111	1:40.651

Num	Tiempo Vta.	Dif. 1º
-----	-------------	---------

Vta 9

23	2:05.980	
4	2:07.404	05.396
24	2:07.243	06.004
1	2:09.755	28.390
2	2:08.954	34.902
9	2:08.960	42.179
7	2:10.361	43.530
3	2:10.018	45.591
12	2:12.207	54.498
27	2:11.651	55.817
46	2:13.690	1:02.087
6	2:13.549	1:04.032
5	2:17.305	1:40.431
8	2:21.703	1:51.378
15	2:16.599	6 Laps
10	2:20.683	1:55.354

Num	Tiempo Vta.	Dif. 1º
-----	-------------	---------

Vta 10

23	2:07.022	
24	2:06.430	05.412
4	2:09.121	07.495
2	2:13.484	41.364
9	2:09.304	44.461
7	2:10.564	47.072

3	2:09.716	48.285
12	2:11.692	59.168
27	2:11.645	1:00.440
6	2:13.365	1:10.375
46	2:22.675	1:17.740
5	2:17.313	1:50.722
15	2:17.579	6 Laps
8	2:22.067	2:06.423

Num	Tiempo Vta.	Dif. 1º
-----	-------------	---------

Vta 11

23	2:06.940	
10	2:18.928	1 Lap
24	2:06.495	04.967
4	2:10.609	11.164
2	2:10.907	45.331
9	2:09.320	46.841
7	2:09.817	49.949
3	2:09.266	50.611
12	2:11.380	1:03.608
27	2:11.763	1:05.263
6	2:14.712	1:18.147
46	2:15.610	1:26.410
5	2:18.264	2:02.046

Num	Tiempo Vta.	Dif. 1º
-----	-------------	---------

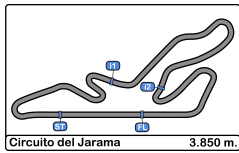
Vta 12

23	2:06.562	
24	2:07.163	05.568
15	2:17.610	7 Laps
8	2:18.996	1 Lap
10	2:18.887	1 Lap
4	2:10.901	15.503
2	2:08.831	47.600
9	2:08.796	49.075
3	2:08.555	52.604
7	2:09.989	53.376
12	2:11.513	1:08.559
27	2:11.748	1:10.449
6	2:14.533	1:26.118
46	2:16.285	1:36.133

Num	Tiempo Vta.	Dif. 1º
-----	-------------	---------

Vta 13





Circuito del Jarama
UV Endurance RACE Jarama
Carrera 8 horas resistencia



Análisis 1 Hora

23	2:06.690	
5	2:16.968	1 Lap
24	2:07.847	06.725
15	2:15.414	7 Laps
4	2:10.205	19.018
8	2:18.270	1 Lap
10	2:20.740	1 Lap
9	2:08.116	50.501
2	2:09.680	50.590
3	2:09.091	55.005
7	2:09.614	56.300
12	2:11.867	1:13.736
27	2:11.840	1:15.599
6	2:15.285	1:34.713
46	2:17.257	1:46.700

Num	Tiempo Vta.	Dif. 1º
-----	-------------	---------

Vta 14		
23	2:07.601	
24	2:06.511	05.635
5	2:19.989	1 Lap
4	2:12.376	23.793
15	2:15.859	7 Laps
8	2:20.349	1 Lap
10	2:20.815	1 Lap
9	2:08.515	51.415
2	2:09.764	52.753
3	2:09.012	56.416
7	2:11.237	59.936
12	2:11.203	1:17.338
27	2:10.940	1:18.938
6	2:13.763	1:40.875
46	2:16.780	1:55.879

Num	Tiempo Vta.	Dif. 1º
-----	-------------	---------

Vta 15		
23	2:06.821	
24	2:05.839	04.653
4	2:13.006	29.978
5	2:19.832	1 Lap
15	2:16.324	7 Laps
8	2:20.362	1 Lap
9	2:09.194	53.788

Num	Tiempo Vta.	Dif. 1º
-----	-------------	---------

Vta 16		
23	2:05.532	
24	2:06.201	05.322
4	2:14.927	39.373
5	2:16.209	1 Lap
15	2:13.334	7 Laps
9	2:08.385	56.641
2	2:08.529	58.074
3	2:10.885	1:05.079
8	2:21.463	1 Lap
7	2:10.191	1:08.072
10	2:21.651	1 Lap
12	2:11.997	1:28.709
27	2:11.750	1:30.208
6	2:14.230	1:58.306

Num	Tiempo Vta.	Dif. 1º
-----	-------------	---------

Vta 17		
23	2:06.150	
46	2:16.065	1 Lap
24	2:23.641	22.813
15	2:12.270	7 Laps
4	2:17.468	50.691
5	2:16.780	1 Lap
9	2:09.528	1:00.019
2	2:08.928	1:00.852
3	2:10.237	1:09.166
7	2:10.572	1:12.494
8	2:21.186	1 Lap
1	17:50.348	7 Laps
10	2:20.884	1 Lap
12	2:11.041	1:33.600
27	2:12.266	1:36.324

Num	Tiempo Vta.	Dif. 1º
-----	-------------	---------

Vta 18		
23	2:06.337	
6	2:14.410	1 Lap
46	2:16.585	1 Lap
15	2:13.142	7 Laps
4	2:15.272	59.626
5	2:16.123	1 Lap
2	2:09.135	1:03.650
9	2:13.701	1:07.383
3	2:10.042	1:12.871
7	2:10.391	1:16.548
1	2:10.188	7 Laps
8	2:20.095	1 Lap
12	2:11.359	1:38.622
27	2:12.250	1:42.237
10	2:21.625	1 Lap

Num	Tiempo Vta.	Dif. 1º
-----	-------------	---------

Vta 19		
23	2:05.807	
6	2:13.269	1 Lap
46	2:16.257	1 Lap
15	2:12.782	7 Laps
4	2:13.323	1:07.142
2	2:10.183	1:08.026
9	2:09.641	1:11.217
5	2:19.556	1 Lap
3	2:10.767	1:17.831
7	2:09.384	1:20.125
1	2:09.782	7 Laps
12	2:11.317	1:44.132
27	2:12.275	1:48.705
8	2:20.071	1 Lap
10	2:21.208	1 Lap

Num	Tiempo Vta.	Dif. 1º
-----	-------------	---------

Vta 20		
23	2:06.375	
6	2:13.885	1 Lap
46	2:17.035	1 Lap
15	2:12.189	7 Laps
2	2:09.071	1:10.722

Num	Tiempo Vta.	Dif. 1º
-----	-------------	---------

Vta 21		
23	2:06.501	
10	2:21.917	2 Laps
6	2:13.943	1 Lap
46	2:16.546	1 Lap
15	2:11.764	7 Laps
2	2:09.697	1:13.918
4	2:08.779	1:14.428
9	2:08.421	1:15.774
3	2:09.874	1:24.177
7	2:10.428	1:27.828
1	2:09.205	7 Laps
5	2:21.736	1 Lap
12	2:11.542	1:55.277
27	2:13.242	2:01.564

Num	Tiempo Vta.	Dif. 1º
-----	-------------	---------

Vta 22		
23	2:07.225	
8	2:20.015	2 Laps
10	2:21.664	2 Laps
6	2:14.343	1 Lap
46	2:15.331	1 Lap
2	2:09.741	1:16.434
15	2:12.941	7 Laps
9	2:10.917	1:19.466
4	2:14.061	1:21.264
3	2:10.202	1:27.154
7	2:11.118	1:31.721
1	2:09.089	7 Laps
12	2:11.156	1:59.208

Num	Tiempo Vta.	Dif. 1º
-----	-------------	---------

Vta 23		
23	2:05.732	
27	2:13.044	1 Lap
5	2:35.439	2 Laps
8	2:21.020	2 Laps
10	2:21.360	2 Laps
6	2:13.938	1 Lap
24	12:57.805	5 Laps
46	2:16.887	1 Lap
2	2:08.646	1:19.348
9	2:09.944	1:23.678
15	2:12.770	7 Laps
4	2:13.476	1:29.008
3	2:09.936	1:31.358
7	2:11.593	1:37.582
1	2:10.090	7 Laps

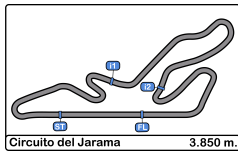
Num	Tiempo Vta.	Dif. 1º
-----	-------------	---------

Vta 24		
23	2:05.254	
12	2:13.205	1 Lap
27	2:12.398	1 Lap
8	2:21.276	2 Laps
24	2:07.122	5 Laps
6	2:14.964	1 Lap
10	2:21.922	2 Laps
46	2:15.927	1 Lap
2	2:09.316	1:23.410
9	2:10.420	1:28.844
15	2:13.377	7 Laps
4	2:11.593	1:35.347
3	2:09.525	1:35.629
7	2:11.125	1:43.453
1	2:08.603	7 Laps

Num	Tiempo Vta.	Dif. 1º
-----	-------------	---------

Vta 25		
23	2:07.073	
12	2:10.969	1 Lap
27	2:12.141	1 Lap
24	2:06.261	5 Laps
8	2:22.053	2 Laps





Circuito del Jarama
UV Endurance RACE Jarama
Carrera 8 horas resistencia
Análisis 1 Hora



6	2:15.001	1 Lap	10	2:27.085	1 Lap
10	2:21.700	2 Laps			
2	2:09.075	1:25.412			
46	2:14.506	1 Lap			
9	2:10.697	1:32.468			
3	2:12.064	1:40.620			
15	2:14.110	7 Laps			
4	2:13.541	1:41.815			
7	2:09.646	1:46.026			
1	2:08.086	7 Laps			
27	2:13.378	2:27.241			
12	2:23.817	2:29.140			
24	2:12.503	4 Laps			
6	2:23.584	3:19.189			
8	2:38.161	1 Lap			
10	2:26.017	1 Lap			

Num **Tiempo Vta.** **Dif. 1º**

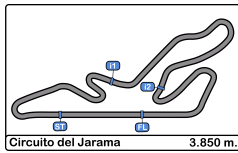
Vta 26

2	2:23.762	
46	2:24.110	1 Lap
9	2:22.611	05.905
3	2:15.014	06.460
4	2:17.350	09.991
15	2:18.826	7 Laps
7	2:15.096	11.948
1	2:12.522	7 Laps
27	2:15.308	53.375
24	2:34.833	4 Laps
10	2:52.670	1 Lap

Num **Tiempo Vta.** **Dif. 1º**

Vta 27

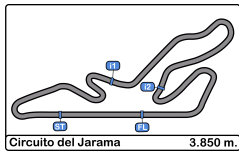
2	3:47.138	
46	3:45.097	1 Lap
9	3:43.235	02.002
3	3:43.393	02.715
4	3:41.062	03.915
15	3:40.606	7 Laps
7	3:39.974	04.784
1	3:40.166	7 Laps
27	3:00.236	06.473
24	2:24.836	4 Laps



Circuito del Jarama
UV Endurance RACE Jarama
Carrera 8 horas resistencia
Mejores Sectores 1 Hora



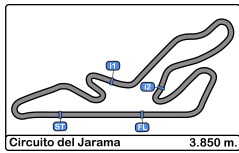
Sector - 1			Sector - 2			Sector - 3			Vuelta Ideal vs Mejor Vuelta						
Clas	Nº	Team	Tiempo	Nº	Team	Tiempo	Nº	Team	Tiempo	Clas	Nº	Team	Ideal Lap	Best Lap	Clas
1	23	PMH Motorsport	48.069	23	PMH Motorsport	41.433	23	PMH Motorsport	34.866	1	23	PMH Motorsport	2:04.368	2:05.254	1
2	24	PMH Motorsport	48.170	24	PMH Motorsport	41.624	4	HLT 2	35.396	2	24	PMH Motorsport	2:05.306	2:05.839	2
3	4	HLT 2	48.485	4	HLT 2	42.561	2	ASAP Racing	35.477	3	4	HLT 2	2:06.442	2:06.911	3
4	3	FASTPORT	48.886	9	RX Pro Racing	42.797	24	PMH Motorsport	35.512	4	2	ASAP Racing	2:07.639	2:08.458	6
5	1	OLIMPIA Racing	48.951	1	OLIMPIA Racing	42.955	9	RX Pro Racing	35.672	5	9	RX Pro Racing	2:07.676	2:08.116	5
6	2	ASAP Racing	48.996	2	ASAP Racing	43.166	1	OLIMPIA Racing	35.808	6	1	OLIMPIA Racing	2:07.714	2:08.086	4
7	9	RX Pro Racing	49.207	3	FASTPORT	43.189	7	IÑAKI BEGUIRISTAIN	35.878	7	3	FASTPORT	2:08.325	2:08.555	7
8	27	DRS - REPSOL Racing	49.527	7	IÑAKI BEGUIRISTAIN	43.418	12	JDMotor	36.190	8	7	IÑAKI BEGUIRISTAIN	2:08.875	2:09.384	8
9	7	IÑAKI BEGUIRISTAIN	49.579	46	#lodecorremuchashoras	44.226	3	FASTPORT	36.250	9	12	JDMotor	2:10.131	2:10.805	9
10	12	JDMotor	49.646	12	JDMotor	44.295	27	DRS - REPSOL Racing	36.486	10	27	DRS - REPSOL Racing	2:10.590	2:10.940	10
11	6	ALVITRUCKSPORT	50.165	15	JER Motorsport	44.417	15	JER Motorsport	36.609	11	6	ALVITRUCKSPORT	2:11.510	2:11.579	11
12	15	JER Motorsport	50.661	27	DRS - REPSOL Racing	44.577	6	ALVITRUCKSPORT	36.666	12	15	JER Motorsport	2:11.687	2:11.764	12
13	46	#lodecorremuchashoras	50.682	6	ALVITRUCKSPORT	44.679	46	#lodecorremuchashoras	37.039	13	46	#lodecorremuchashoras	2:11.947	2:13.121	13
14	5	HLT mk3	51.333	5	HLT mk3	46.377	8	Museo del Recambio	37.568	14	5	HLT mk3	2:15.378	2:16.123	14
15	10	INFOVA Automoción	51.788	8	Museo del Recambio	46.707	5	HLT mk3	37.668	15	8	Museo del Recambio	2:16.243	2:16.598	15
16	8	Museo del Recambio	51.968	10	INFOVA Automoción	47.036	10	INFOVA Automoción	38.219	16	10	INFOVA Automoción	2:17.043	2:17.515	16



Circuito del Jarama
UV Endurance RACE Jarama
Carrera 8 horas resistencia
Secuencia Lider 1 Hora



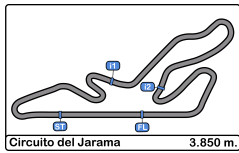
<u>Nº</u>	<u>Team</u>	<u>Vehiculo</u>	<u>Cat</u>	<u>Vta.Inicio</u>	<u>Vta. Fin</u>	<u>Vtas</u>	<u>Total Vtas.</u>
23	PMH Motorsport	Nissan Sunny GTI	2	1	25	25	25
2	ASAP Racing	Honda Civic EG5	1	26	27	2	2
9	RX Pro Racing	BMW 325i	3	28	29	2	2
4	HLT 2	VW Golf GTI 16v	2	30	43	14	14
2	ASAP Racing	Honda Civic EG5	1	44	55	12	14
3	FASTPORT	BMW 320i	2	56	58	3	3
2	ASAP Racing	Honda Civic EG5	1	59	159	101	115



Circuito del Jarama
UV Endurance RACE Jarama
Carrera 8 horas resistencia
5 Mejores Tiempos 1 Hora



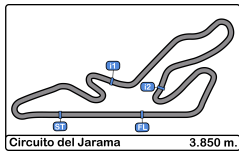
Clas	Nº	Team	Vehiculo	Cat	Mejor 1		Mejor 2		Mejor 3		Mejor 4		Mejor 5	
					Tiempo	Vta.	Tiempo	Vta.	Tiempo	Vta.	Tiempo	Vta.	Tiempo	Vta.
1	23	PMH Motorsport	Nissan Sunny GTI	2	2:05.254	24	2:05.532	16	2:05.732	23	2:05.753	2	2:05.807	19
2	24	PMH Motorsport	Nissan Sunny GTI	2	2:05.839	15	2:06.201	16	2:06.261	20	2:06.430	10	2:06.495	11
3	4	HLT 2	VW Golf GTI 16v	2	2:06.911	2	2:06.970	3	2:07.066	8	2:07.340	6	2:07.404	9
4	1	OLIMPIA Racing	Citroen AX	1	2:08.086	18	2:08.603	17	2:09.089	15	2:09.198	13	2:09.205	14
5	9	RX Pro Racing	BMW 325i	3	2:08.116	13	2:08.385	16	2:08.421	21	2:08.515	14	2:08.796	12
6	2	ASAP Racing	Honda Civic EG5	1	2:08.458	6	2:08.529	16	2:08.646	23	2:08.831	12	2:08.928	17
7	3	FASTPORT	BMW 320i	2	2:08.555	12	2:09.012	14	2:09.091	13	2:09.266	11	2:09.348	20
8	7	IÑAKI BEGUIRISTAIN UGARTE	VW Golf	2	2:09.384	19	2:09.614	13	2:09.646	25	2:09.817	11	2:09.989	12
9	12	JDMotor	BMW 325i E30	3	2:10.805	5	2:10.969	24	2:11.041	17	2:11.156	22	2:11.203	14
10	27	DRS - REPSOL Racing Team	BMW 318is E36	2	2:10.940	14	2:11.492	4	2:11.645	10	2:11.651	9	2:11.748	12
11	6	ALVITRUCKSPORT	BMW 320i E36	2	2:11.579	2	2:12.779	8	2:13.269	18	2:13.365	10	2:13.385	5
12	15	JER Motorsport	HONDA Civic	1	2:11.764	14	2:12.189	13	2:12.270	10	2:12.770	16	2:12.782	12
13	46	#lodecorremuchashoras	Mazda MX5	1	2:13.121	5	2:13.597	8	2:13.690	9	2:13.717	3	2:13.817	2
14	5	HLT mk3	VW Golf	2	2:16.123	17	2:16.209	15	2:16.473	2	2:16.780	16	2:16.868	7
15	8	Museo del Recambio	BMW E36	3	2:16.598	3	2:17.325	5	2:17.858	2	2:18.086	4	2:18.143	6
16	10	INFOVA Automoción	VW Golf	2	2:17.515	2	2:17.897	3	2:18.434	5	2:18.831	6	2:18.887	11



Circuito del Jarama
UV Endurance RACE Jarama
Carrera 8 horas resistencia
5 Mejores Velocidades 1 Hora



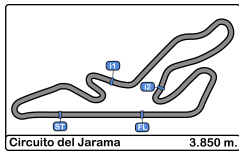
Clas	Nº	Team	Vehiculo	Cat	Maxima 1		Maxima 2		Maxima 3		Maxima 4		Maxima 5		Media
					Km/h	Vta.	Km/h	Vta.	Km/h	Vta.	Km/h	Vta.	Km/h	Vta.	
1	9	RX Pro Racing	BMW 325i	3	184.9	23	181.2	24	180.6	7	180.6	22	180.3	25	181.5
2	24	PMH Motorsport	Nissan Sunny GTI	2	181.5	11	180.9	2	180.9	9	179.4	20	179.1	8	180.3
3	3	FASTPORT	BMW 320i	2	180.9	18	180.6	13	180.6	19	180.6	21	180.3	10	180.6
4	23	PMH Motorsport	Nissan Sunny GTI	2	179.4	19	178.8	20	178.8	21	177.6	15	177.6	26	178.4
5	27	DRS - REPSOL Racing Team	BMW 318is E36	2	178.2	3	177.9	4	177.6	5	177.6	17	177.3	10	177.7
6	4	HLT 2	VW Golf GTI 16v	2	177.3	7	175.8	3	175.0	9	173.6	10	172.2	2	174.8
7	7	IÑAKI BEGUIRISTAIN UGARTE	VW Golf	2	177.0	2	171.7	13	170.3	19	170.0	17	170.0	18	171.8
8	2	ASAP Racing	Honda Civic EG5	1	172.5	6	170.0	5	169.8	4	169.2	3	167.9	22	169.9
9	6	ALVITRUCKSPORT	BMW 320i E36	2	171.4	2	170.0	3	167.9	9	166.4	6	165.1	4	168.2
10	12	JDMotor	BMW 325i E30	3	171.4	5	169.5	3	167.7	18	167.4	19	165.6	6	168.3
11	1	OLIMPIA Racing	Citroen AX	1	169.0	18	168.2	19	167.9	17	167.7	7	167.1	2	168.0
12	15	JER Motorsport	HONDA Civic	1	167.4	12	166.9	15	165.6	9	165.6	10	165.6	18	166.2
13	46	#lodecorrermuchashoras	Mazda MX5	1	165.6	3	164.6	2	162.6	9	161.9	4	161.9	5	163.3
14	5	HLT mk3	VW Golf	2	163.3	3	161.9	15	161.6	2	161.6	6	160.9	5	161.9
15	10	INFOVA Automoción	VW Golf	2	162.8	2	161.9	3	160.4	6	160.4	21	160.4	22	161.2
16	8	Museo del Recambio	BMW E36	3	158.5	2	156.5	19	155.1	12	154.9	5	152.3	13	155.5



Circuito del Jarama
UV Endurance RACE Jarama
Carrera 8 horas resistencia
Secuencia Vueltas Rápidas 1 Hora



<u>Vta</u>	<u>Hora Día</u>	<u>T Sesión</u>	<u>Nº</u>	<u>Piloto</u>	<u>Vehículo</u>	<u>Cat</u>	<u>Time</u>	<u>Km/h</u>
2	15:04:27.792	2:04:12.792	23	PMH Motorsport	Nissan Sunny GTI	2	2:05.753	110.2
16	15:34:05.941	2:33:50.941	23	PMH Motorsport	Nissan Sunny GTI	2	2:05.532	110.4
24	15:50:55.322	2:50:40.322	23	PMH Motorsport	Nissan Sunny GTI	2	2:05.254	110.6

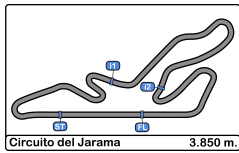


Circuito del Jarama
UV Endurance RACE Jarama
Carrera 8 horas resistencia



Mejor Maxima Velocidad del Evento 1 Hora

Nº	Team	Vehiculo	Cat	Clas	Km/h	Sesion
24	PMH Motorsport	Nissan Sunny GTI	2	1	190.1	Entrenamiento no cronometrado
4	HLT 2	VW Golf GTI 16v	2	2	187.1	Entrenamiento no cronometrado
9	RX Pro Racing	BMW 325i	3	1	187.1	Entrenamiento no cronometrado
23	PMH Motorsport	Nissan Sunny GTI	2	3	184.9	Entrenamiento cronometrado
3	FASTPORT	BMW 320i	2	4	182.7	Entrenamiento no cronometrado
12	JDMotor	BMW 325i E30	3	2	180.3	Carrera 8 horas resistencia
2	ASAP Racing	Honda Civic EG5	1	1	179.1	Entrenamiento cronometrado
27	DRS - REPSOL Racing Team	BMW 318is E36	2	5	178.2	Carrera 8 horas resistencia
15	JER Motorsport	HONDA Civic	1	2	177.9	Carrera 8 horas resistencia
7	IÑAKI BEGUIRISTAIN UGARTE	VW Golf	2	6	177.0	Carrera 8 horas resistencia
8	Museo del Recambio	BMW E36	3	3	173.3	Entrenamiento no cronometrado
6	ALVITRUCKSPORT	BMW 320i E36	2	7	172.8	Entrenamiento cronometrado
1	OLIMPIA Racing	Citroen AX	1	3	171.4	Carrera 8 horas resistencia
46	#lodecorrermuchashoras	Mazda MX5	1	4	167.4	Entrenamiento no cronometrado
10	INFOVA Automoción	VW Golf	2	8	165.8	Carrera 8 horas resistencia
5	HLT mk3	VW Golf	2	9	165.6	Carrera 8 horas resistencia

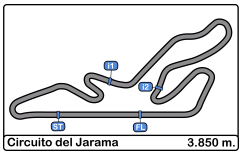


Circuito del Jarama
UV Endurance RACE Jarama
Carrera 8 horas resistencia
Cuentavueltas 1 Hora



VTA

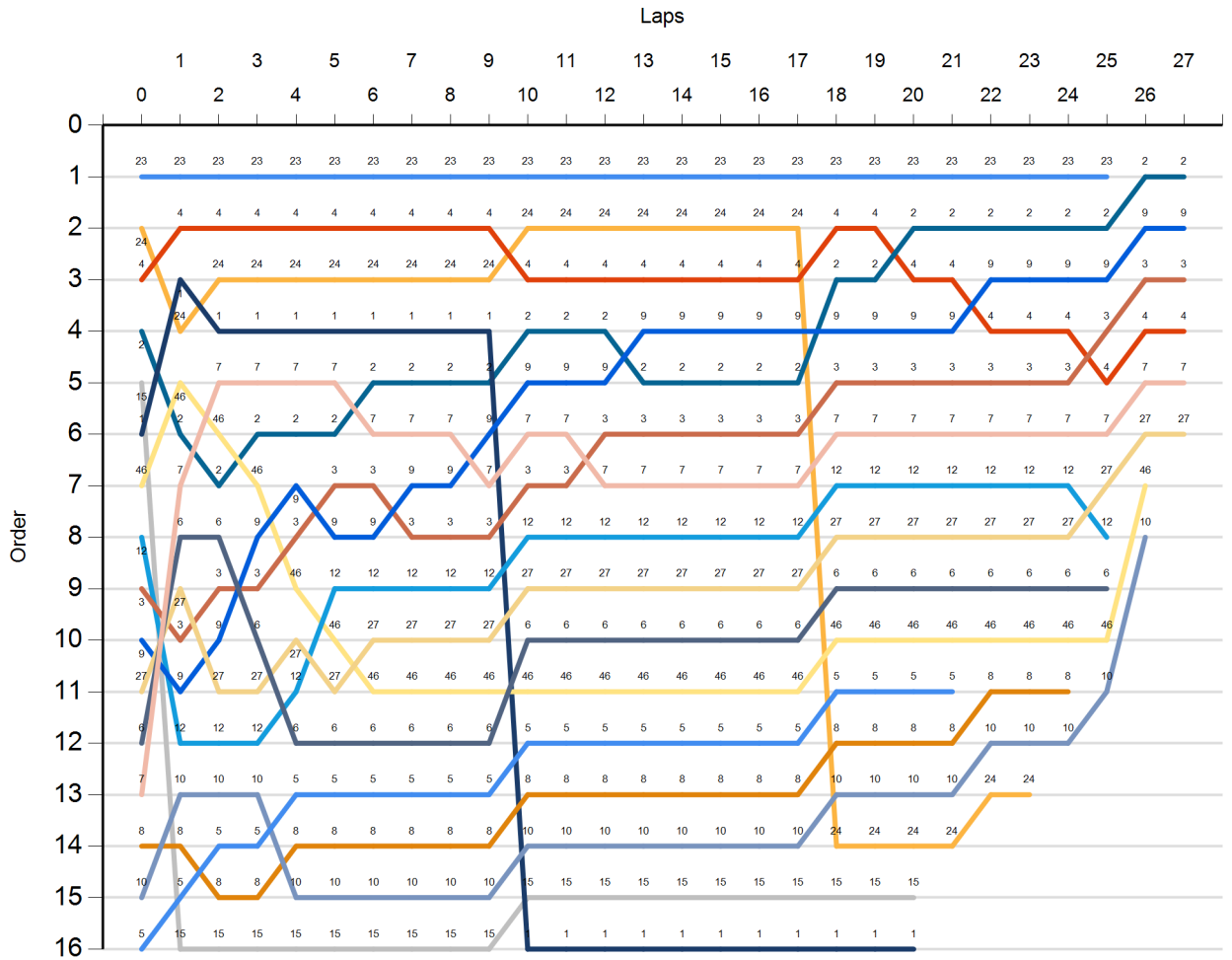
Nr	Pos	Grid	1	2	3	4	5	6	7	8	9	10	11	12	13	14	15	16	17	18	19	20	21	22	23	24	25	26	27
23	1	23	23	23	23	23	23	23	23	23	23	23	23	23	23	23	23	23	23	23	23	23	23	23	23	23	23	2	2
24	2	24	4	4	4	4	4	4	4	4	4	24	24	24	24	24	24	24	24	4	4	2	2	2	2	2	2	9	9
4	3	4	1	24	24	24	24	24	24	24	24	4	4	4	4	4	4	4	4	2	2	4	4	9	9	9	3	3	
2	4	2	24	1	1	1	1	1	1	1	1	2	2	2	9	9	9	9	9	9	9	9	9	9	4	4	3	4	4
15	5	15	46	7	7	7	7	2	2	2	2	9	9	9	2	2	2	2	2	3	3	3	3	3	3	3	4	7	7
1	6	1	2	46	2	2	2	7	7	7	9	7	7	3	3	3	3	3	3	7	7	7	7	7	7	7	7	27	27
46	7	46	7	2	46	9	3	3	9	9	7	3	3	7	7	7	7	7	7	12	12	12	12	12	12	12	27	46	
12	8	12	6	6	9	3	9	9	3	3	3	12	12	12	12	12	12	12	12	27	27	27	27	27	27	27	27	12	10
3	9	3	27	3	3	46	12	12	12	12	12	27	27	27	27	27	27	27	27	6	6	6	6	6	6	6	6	6	
9	10	9	3	9	6	27	46	27	27	27	27	6	6	6	6	6	6	6	6	46	46	46	46	46	46	46	46		
27	11	27	9	27	27	12	27	46	46	46	46	46	46	46	46	46	46	46	46	5	5	5	5	8	8	8	10		
6	12	6	12	12	12	6	6	6	6	6	6	5	5	5	5	5	5	5	5	8	8	8	8	10	10	10			
7	13	7	10	10	10	5	5	5	5	5	5	8	8	8	8	8	8	8	8	10	10	10	10	24	24				
8	14	8	8	5	5	8	8	8	8	8	8	10	10	10	10	10	10	10	10	24	24	24	24						
10	15	10	5	8	8	10	10	10	10	10	10	15	15	15	15	15	15	15	15	15	15	15	15						
5	16	5	15	15	15	15	15	15	15	15	15	1	1	1	1	1	1	1	1	1	1	1	1						

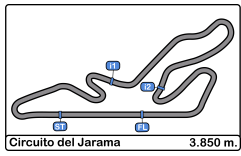


Circuito del Jarama
UV Endurance RACE Jarama
Carrera 8 horas resistencia
Cuentavueltas Gráfico 1 Hora



- 23
- 24
- 4
- 2
- 15
- 1
- 46
- 12
- 3
- 9
- 27
- 6
- 7
- 8
- 10
- 5





Circuito del Jarama
UV Endurance RACE Jarama
Carrera 8 horas resistencia
Tiempos Parada en Pit 1 Hora



<u>Nº</u>	<u>Tiempo Día</u>	<u>Team</u>	<u>Vehiculo</u>	<u>Cat</u>	<u>Tiempo Entrada</u>	<u>Nº Parada</u>	<u>Tiempo Pit</u>	<u>Handicap</u>
24	13:36:31.234	PMH Motorsport	Nissan Sunny GTI	2	36:16.165	1	10:55.395	7:00
12	13:55:27.304	JDMotor	BMW 325i E30	3	55:12.235	1	6:28.463	7:00