

Circuito del Jarama
UV Endurance RACE Jarama
Carrera 8 horas resistencia
Resultados Provisionales 3 Horas



Clas	Nº	Team	Vehiculo	Cat	Clas	N.V.	Tiempo	Dif 1º	Dif Ant.	Km/h	V.R.	Tiempo	Km/h
1	2	ASAP Racing	Honda Civic EG5	1	1	78	3:01:39.517			99.1	50	2:07.999	108.2
2	27	DRS - REPSOL Racing Team	BMW 318is E36	2	1	78	3:01:55.664	16.147	16.147	99.0	14	2:10.940	105.8
3	4	HLT 2	VW Golf GTI 16v	2	2	77	3:02:25.126	1 Vta	1 Vta	97.5	2	2:06.911	109.2
4	24	PMH Motorsport	Nissan Sunny GTI	2	3	76	3:02:25.949	2 Vtas	1 Vta	96.2	44	2:05.779	110.1
5	9	RX Pro Racing	BMW 325i	3	1	76	3:02:38.407	2 Vtas	12.458	96.1	13	2:08.116	108.1
6	7	ENZO Racing Team	VW Golf	2	4	75	3:01:59.992	3 Vtas	1 Vta	95.1	19	2:09.384	107.1
7	10	INFOVA Automoción	VW Golf	2	5	75	3:02:04.810	3 Vtas	4.818	95.1	65	2:16.383	101.6
8	46	#lodecorrermuchashoras	Mazda MX5	1	2	74	2:57:09.016	4 Vtas	1 Vta	96.4	58	2:12.053	104.9
9	3	FASTPORT	BMW 320i	2	6	74	3:01:59.414	4 Vtas	4:50.398	93.9	12	2:08.555	107.8
10	23	PMH Motorsport	Nissan Sunny GTI	2	7	72	3:02:19.304	6 Vtas	2 Vtas	91.2	67	2:02.063	113.5
11	6	ALVITRUCKSPORT	BMW 320i E36	2	8	72	3:03:09.563	6 Vtas	50.259	90.8	2	2:11.579	105.3
12	15	JER Motorsport	HONDA Civic	1	3	71	3:01:52.980	7 Vtas	1 Vta	90.1	22	2:10.080	106.5
13	12	JDMotor	BMW 325i E30	3	2	70	3:03:47.438	8 Vtas	1 Vta	87.9	39	2:08.338	107.9
14	8	Museo del Recambio	BMW E36	3	3	68	3:02:08.428	10 Vtas	2 Vtas	86.2	66	2:13.415	103.8
15	5	HLT mk3	VW Golf	2	9	64	2:59:42.967	14 Vtas	4 Vtas	82.2	35	2:14.653	102.9

No clasificados: (Requerimiento: 75% del numero de vueltas del lider = 59 Vueltas)

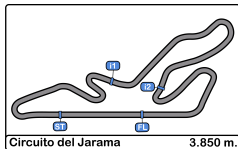
1	OLIMPIA Racing	Citroen AX	1	4	35	1:32:49.096	43 Vtas	29 Vtas	87.1	30	2:07.569	108.6
---	----------------	------------	---	---	----	-------------	---------	---------	------	----	----------	-------

Vta. rápida de PMH Motorsport en 2:02.063 a 113.5 Km/h en la vuelta 67

Publicada a las :

Comisarios Deportivos:	Director de Carrera:	Cronometrador:





Circuito del Jarama
UV Endurance RACE Jarama
Carrera 8 horas resistencia



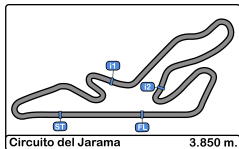
Resultados Provisionales por categoría 3 Horas

Clas	Nº	Team	Vehiculo	Cat	Clas	N.V.	Tiempo	Dif 1º	Dif Ant.	Km/h	V.R.	Tiempo	Km/h
1													
1	2	ASAP Racing	Honda Civic EG5	1	1	78	3:01:39.517			99.1	50	2:07.999	108.2
2	46	#lodecorrermuchashoras	Mazda MX5	1	2	74	2:57:09.016	4 Laps	4 Laps	96.4	58	2:12.053	104.9
3	15	JER Motorsport	HONDA Civic	1	3	71	3:01:52.980	7 Laps	3 Laps	90.1	22	2:10.080	106.5
No clasificados: (Requerimiento: 75% del numero de vueltas del lider = 59 Vueltas)													
1		OLIMPIA Racing	Citroen AX	1	4	35	1:32:49.096	43 Laps	36 Laps	87.1	30	2:07.569	108.6
Vta. rápida de PMH Motorsport en 2:02.063 a 113.5 Km/h en la vuelta 67													
2													
1	27	DRS - REPSOL Racing Team	BMW 318is E36	2	1	78	3:01:55.664			99.0	14	2:10.940	105.8
2	4	HLT 2	VW Golf GTI 16v	2	2	77	3:02:25.126	1 Lap	1 Lap	97.5	2	2:06.911	109.2
3	24	PMH Motorsport	Nissan Sunny GTI	2	3	76	3:02:25.949	2 Laps	1 Lap	96.2	44	2:05.779	110.1
4	7	ENZO Racing Team	VW Golf	2	4	75	3:01:59.992	3 Laps	1 Lap	95.1	19	2:09.384	107.1
5	10	INFOVA Automoción	VW Golf	2	5	75	3:02:04.810	3 Laps	4.818	95.1	65	2:16.383	101.6
6	3	FASTPORT	BMW 320i	2	6	74	3:01:59.414	4 Laps	1 Lap	93.9	12	2:08.555	107.8
7	23	PMH Motorsport	Nissan Sunny GTI	2	7	72	3:02:19.304	6 Laps	2 Laps	91.2	67	2:02.063	113.5
8	6	ALVITRUCKSPORT	BMW 320i E36	2	8	72	3:03:09.563	6 Laps	50.259	90.8	2	2:11.579	105.3
9	5	HLT mk3	VW Golf	2	9	64	2:59:42.967	14 Laps	8 Laps	82.2	35	2:14.653	102.9
Vta. rápida de PMH Motorsport en 2:02.063 a 113.5 Km/h en la vuelta 67													
3													
1	9	RX Pro Racing	BMW 325i	3	1	76	3:02:38.407			96.1	13	2:08.116	108.1
2	12	JDMotor	BMW 325i E30	3	2	70	3:03:47.438	8 Laps	6 Laps	87.9	39	2:08.338	107.9
3	8	Museo del Recambio	BMW E36	3	3	68	3:02:08.428	10 Laps	2 Laps	86.2	66	2:13.415	103.8
Vta. rápida de PMH Motorsport en 2:02.063 a 113.5 Km/h en la vuelta 67													

Publicada a las :.....

Comisarios Deportivos:	Director de Carrera:	Cronometrador:





Circuito del Jarama
UV Endurance RACE Jarama
Carrera 8 horas resistencia



Clasificación Provisional por Vuelta Rápida de Piloto 3 Horas

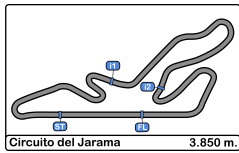
Clas	Nº	Team	Vehiculo	Cat	Clas	N.V.	V.R.	Tiempo	Dif 1º	Dif Ant.	Km/h
1	23	PMH Motorsport	Nissan Sunny GTI	2	1	23	18	2:02.063	0.000	2:02.063	113.5
2	24	PMH Motorsport	Nissan Sunny GTI	2	2	24	24	2:07.998	5.935	5.935	108.2
3	4	HLT 2	VW Golf GTI 16v	2	3	28	21	2:08.167	6.104	0.169	108.1
4	12	JDMotor	BMW 325i E30	3	1	24	2	2:09.112	7.049	0.945	107.3
5	15	JER Motorsport	HONDA Civic	1	1	23	22	2:10.149	8.086	1.037	106.4
6	2	ASAP Racing	Honda Civic EG5	1	2	24	22	2:10.476	8.413	0.327	106.2
7	7	IÑAKI BEGUIRISTAIN UGARTE	VW Golf	2	4	27	22	2:10.830	8.767	0.354	105.9
8	27	DRS - REPSOL Racing Team	BMW 318is E36	2	5	27	9	2:11.326	9.263	0.496	105.5
9	46	#lodecorrermuchashoras	Mazda MX5	1	3	25	9	2:12.053	9.990	0.727	104.9
10	3	FASTPORT	BMW 320i	2	6	23	4	2:12.973	10.910	0.920	104.2
11	8	Museo del Recambio	BMW E36	3	2	23	21	2:13.415	11.352	0.442	103.8
12	9	RX Pro Racing	BMW 325i	3	3	27	9	2:15.031	12.968	1.616	102.6
13	5	HLT mk3	VW Golf	2	7	26	8	2:15.485	13.422	0.454	102.2
14	6	ALVITRUCKSPORT	BMW 320i E36	2	8	23	11	2:15.575	13.512	0.090	102.2
15	10	INFOVA Automoción	VW Golf	2	9	27	17	2:16.383	14.320	0.808	101.6



Circuito del Jarama
 UV Endurance RACE Jarama
 Carrera 8 horas resistencia
 Distancia y Velocidad Media 3 Horas



Clas	Nº	Team	Vehiculo	Cat	Clas	N.V.	Distancia	Tiempo Total	Km/h
1	2	ASAP Racing	Honda Civic EG5	1	1	78	300.30	3:01:39.517	99.1
2	27	DRS - REPSOL Racing Team	BMW 318is E36	2	1	78	300.30	3:01:55.664	99.0
3	4	HLT 2	VW Golf GTI 16v	2	2	77	296.45	3:02:25.126	97.5
4	24	PMH Motorsport	Nissan Sunny GTI	2	3	76	292.60	3:02:25.949	96.2
5	9	RX Pro Racing	BMW 325i	3	1	76	292.60	3:02:38.407	96.1
6	7	IÑAKI BEGUIRISTAIN	VW Golf	2	4	75	288.75	3:01:59.992	95.1
7	10	INFOVA Automoción	VW Golf	2	5	75	288.75	3:02:04.810	95.1
8	46	#lodecorrermuchashoras	Mazda MX5	1	2	74	284.90	2:57:09.016	96.4
9	3	FASTPORT	BMW 320i	2	6	74	284.90	3:01:59.414	93.9
10	23	PMH Motorsport	Nissan Sunny GTI	2	7	72	277.20	3:02:19.304	91.2
11	6	ALVITRUCKSPORT	BMW 320i E36	2	8	72	277.20	3:03:09.563	90.8
12	15	JER Motorsport	HONDA Civic	1	3	71	273.35	3:01:52.980	90.1
13	12	JDMotor	BMW 325i E30	3	2	70	269.50	3:03:47.438	87.9
14	8	Museo del Recambio	BMW E36	3	3	68	261.80	3:02:08.428	86.2
15	5	HLT mk3	VW Golf	2	9	64	246.40	2:59:42.967	82.2
No clasificados: (Requerimiento: 75% del numero de vueltas del lider = 59 Vueltas)									
	1	OLIMPIA Racing	Citroen AX	1	4	35	134.75	1:32:49.096	87.1



Circuito del Jarama
UV Endurance RACE Jarama
Carrera 8 horas resistencia
Tiempos Por Vuelta 3 Horas



2

ASAP Racing

Honda Civic EG5 3

FASTPORT

BMW 320i

1

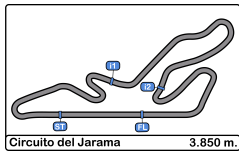
ASAP Racing

2

FASTPORT

Lap	D	Time	Sector 1	Sector 2	Sector 3	T. Spd	Elapsed	Lap	D	Time	Sector 1	Sector 2	Sector 3	T. Spd	Elapsed
1		2:02:16.268 P			2:02:16.268		2:02:16.268	1		2:04:06.410	2:02:43.810	45.001	37.599		2:04:06.410
2		10:57.428	9:36.831	44.095	36.502	81.3	2:13:13.696	2		2:14.908	51.653	45.432	37.823	164.3	2:06:21.318
3		2:11.508	50.152	44.704	36.652	170.0	2:15:25.204	3		2:15.638	51.711	44.898	39.029	165.3	2:08:36.956
4		2:11.221	50.506	44.146	36.569	167.9	2:17:36.425	4		2:12.973	51.263	44.156	37.554	163.1	2:10:49.929
5		2:12.923	51.818	44.603	36.502	173.0	2:19:49.348	5		2:16.070	52.579	45.653	37.838	168.2	2:13:05.999
6		2:12.767	51.353	44.839	36.575	156.2	2:22:02.115	6		2:14.425	51.268	45.179	37.978	163.3	2:15:20.424
7		2:10.664	49.962	44.126	36.576	171.1	2:24:12.779	7		2:13.753	50.855	45.307	37.591	166.6	2:17:34.177
8		2:13.961	50.645	44.426	38.890	167.4	2:26:26.740	8		2:18.054	53.810	46.324	37.920	164.3	2:19:52.231
9		2:12.030	51.519	44.182	36.329	158.5	2:28:38.770	9		2:15.022	51.643	45.910	37.469	164.8	2:22:07.253
10		2:11.335	50.280	43.980	37.075	171.1	2:30:50.105	10		2:14.278	51.593	45.300	37.385	170.8	2:24:21.531
11		2:12.405	50.892	44.495	37.018	167.9	2:33:02.510	11		2:15.834	53.538	44.687	37.609	164.3	2:26:37.365
12		2:12.457	50.773	44.696	36.988	165.6	2:35:14.967	12		2:28.472 P	53.140	45.608	49.724	168.2	2:29:05.837
13		2:11.863	51.168	43.943	36.752	166.1	2:37:26.830	13		9:50.287	8:21.813	47.406	41.068	71.5	2:38:56.124
14		2:11.992	51.100	43.665	37.227	163.8	2:39:38.822	14		2:20.883	53.357	46.522	41.004	166.9	2:41:17.007
15		2:14.290	50.328	46.716	37.246	171.7	2:41:53.112	15		2:21.593	52.353	48.523	40.717	174.4	2:43:38.600
16		2:12.912	51.045	44.999	36.868	165.6	2:44:06.024	16		2:20.731	51.922	48.810	39.999	173.9	2:45:59.331
17		2:11.849	50.610	44.211	37.028	168.4	2:46:17.873	17		2:16.481	51.192	45.622	39.667	175.3	2:48:15.812
18		2:11.161	50.190	43.703	37.268	169.5	2:48:29.034	18		2:15.579	51.218	45.656	38.705	174.1	2:50:31.391
19		2:12.674	50.665	45.122	36.887	160.0	2:50:41.708	19		2:17.233	52.113	46.432	38.688	169.5	2:52:48.624
20		2:10.697	50.389	43.748	36.560	168.4	2:52:52.405	20		2:18.466	51.099	46.299	41.068	173.9	2:55:07.090
21		2:12.116	50.295	44.196	37.625	169.8	2:55:04.521	21		2:18.298	51.422	46.374	40.502	173.9	2:57:25.388
22		2:10.476	49.772	43.910	36.794	170.3	2:57:14.997	22		2:20.035	52.973	46.510	40.552	170.3	2:59:45.423
23		2:12.110	50.014	44.810	37.286	166.9	2:59:27.107	23		2:13.991	51.121	45.205	37.665	178.5	3:01:59.414
24		2:12.410	50.639	44.729	37.042	166.6	3:01:39.517	24			52.851	46.290		178.2	
25			50.281	44.376		169.5									





Circuito del Jarama
UV Endurance RACE Jarama
Carrera 8 horas resistencia
Tiempos Por Vuelta 3 Horas



4

HLT 2

2

VW Golf GTI 16v 5

HLT 2

HLT mk3

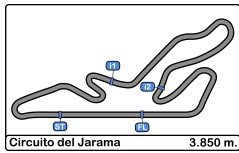
2

VW Golf

HLT mk3

Lap	D	Time	Sector 1	Sector 2	Sector 3	T. Spd	Elapsed	Lap	D	Time	Sector 1	Sector 2	Sector 3	T. Spd	Elapsed
1		2:04:00.085	2:02:39.335	43.992	36.758		2:04:00.085	1		2:02:30.893			2:02:30.893		2:02:30.893
2		2:10.369	50.054	44.024	36.291	170.0	2:06:10.454	2		2:17.162	51.368	47.480	38.314	161.9	2:04:48.055
3		2:09.549	49.278	44.024	36.247	175.6	2:08:20.003	3		2:17.049	51.403	47.285	38.361	161.4	2:07:05.104
4		2:11.093	49.930	44.176	36.987	172.5	2:10:31.096	4		2:16.402	51.410	46.922	38.070	162.4	2:09:21.506
5		2:10.567	49.634	44.344	36.589	171.1	2:12:41.663	5		2:16.613	51.289	47.254	38.070	163.1	2:11:38.119
6		2:09.928	49.641	43.641	36.646	173.0	2:14:51.591	6		2:16.615	51.071	47.005	38.539	162.4	2:13:54.734
7		2:08.923	49.433	43.597	35.893	174.7	2:17:00.514	7		2:15.948	51.163	46.937	37.848	161.1	2:16:10.682
8		2:08.526	48.985	43.406	36.135	175.3	2:19:09.040	8		2:15.485	50.927	46.735	37.823	163.1	2:18:26.167
9		2:09.188	49.232	43.908	36.048	169.8	2:21:18.228	9		2:16.554	51.598	46.968	37.988	163.1	2:20:42.721
10		2:10.878	48.789	44.669	37.420	174.1	2:23:29.106	10		2:16.163	50.918	47.177	38.068	162.6	2:22:58.884
11		2:10.910	50.023	44.054	36.833	163.6	2:25:40.016	11		2:16.224	51.249	47.087	37.888	162.6	2:25:15.108
12		2:12.407	49.657	44.735	38.015	166.1	2:27:52.423	12		2:16.774	51.605	47.374	37.795	163.3	2:27:31.882
13		2:09.902	49.504	44.075	36.323	170.0	2:30:02.325	13		2:16.979	51.970	46.646	38.363	164.1	2:29:48.861
14		2:09.074	49.171	43.547	36.356	170.3	2:32:11.399	14		2:19.301	53.315	47.392	38.594	165.6	2:32:08.162
15		2:14.784	50.713	46.428	37.643	171.4	2:34:26.183	15		2:20.053	52.826	48.847	38.380	161.6	2:34:28.215
16		2:09.705	49.654	43.648	36.403	160.4	2:36:35.888	16		2:16.519	51.702	46.877	37.940	162.8	2:36:44.734
17		2:10.020	49.726	43.144	37.150	166.1	2:38:45.908	17		2:17.061	51.491	47.689	37.881	161.6	2:39:01.795
18		2:09.273	49.419	43.367	36.487	171.4	2:40:55.181	18		2:18.248	50.941	46.775	40.532	164.1	2:41:20.043
19		2:08.923	49.053	43.048	36.822	167.9	2:43:04.104	19		2:16.765	51.173	47.122	38.470	162.6	2:43:36.808
20		2:09.439	49.140	44.168	36.131	175.3	2:45:13.543	20		2:17.453	51.742	46.722	38.989	161.6	2:45:54.261
21		2:08.167	48.928	43.429	35.810	175.8	2:47:21.710	21		2:16.203	50.982	46.725	38.496	162.4	2:48:10.464
22		2:08.397	48.629	43.397	36.371	173.9	2:49:30.107	22		2:19.108	51.244	46.404	41.460	161.6	2:50:29.572
23		2:09.583	49.115	42.998	37.470	163.1	2:51:39.690	23		2:16.921	51.757	46.809	38.355	156.7	2:52:46.493
24		2:09.612	49.568	44.021	36.023	168.2	2:53:49.302	24		2:16.296	51.170	46.783	38.343	160.9	2:55:02.789
25		2:08.737	49.266	43.235	36.236	167.9	2:55:58.039	25		2:17.943	52.739	46.643	38.561	160.7	2:57:20.732
26		2:09.077	48.699	43.452	36.926	173.6	2:58:07.116	26		2:22.235 P	51.269	47.255	43.711	160.2	2:59:42.967
27		2:09.474	49.509	43.290	36.675	176.4	3:00:16.590								
28		2:08.536	49.157	43.282	36.097	175.3	3:02:25.126								
29			49.313			165.3									





Circuito del Jarama
UV Endurance RACE Jarama
Carrera 8 horas resistencia
Tiempos Por Vuelta 3 Horas



6

ALVITRUCKSPORT

BMW 320i E36 7

IÑAKI BEGUIRISTAIN UGARTE

VW Golf

2

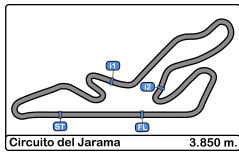
ALVITRUCKSPORT

2

ENZO Racing Team

Lap	D	Time	Sector 1	Sector 2	Sector 3	T. Spd	Elapsed	Lap	D	Time	Sector 1	Sector 2	Sector 3	T. Spd	Elapsed
1		2:03:51.343	2:02:27.650	45.533	38.160		2:03:51.343	1		2:04:16.554	2:02:53.301	45.678	37.575		2:04:16.554
2		2:16.300	52.417	45.608	38.275	166.1	2:06:07.643	2		2:17.240	51.676	47.973	37.591	163.6	2:06:33.794
3		2:15.653	51.374	46.120	38.159	166.4	2:08:23.296	3		2:15.038	51.504	45.744	37.790	160.4	2:08:48.832
4		2:16.384	51.909	45.972	38.503	169.0	2:10:39.680	4		2:14.980	52.044	45.613	37.323	166.6	2:11:03.812
5		2:16.852	52.346	45.697	38.809	167.7	2:12:56.532	5		2:18.018	51.324	45.291	41.403	165.1	2:13:21.830
6		2:16.686	52.488	45.865	38.333	167.7	2:15:13.218	6		2:14.439	51.318	45.655	37.466	159.7	2:15:36.269
7		2:17.887	52.848	46.336	38.703	166.9	2:17:31.105	7		2:13.848	51.137	45.454	37.257	167.1	2:17:50.117
8		2:16.432	52.234	45.996	38.202	166.6	2:19:47.537	8		2:13.291	51.005	45.132	37.154	161.1	2:20:03.408
9		2:16.657	51.540	47.067	38.050	166.9	2:22:04.194	9		2:13.086	50.874	44.997	37.215	166.1	2:22:16.494
10		2:15.752	51.933	45.512	38.307	169.0	2:24:19.946	10		2:12.399	50.763	44.834	36.802	166.9	2:24:28.893
11		2:15.575	51.328	45.779	38.468	169.0	2:26:35.521	11		2:12.722	50.731	44.960	37.031	165.6	2:26:41.615
12		2:38.335 P	1:01.641	50.348	46.346	166.1	2:29:13.856	12		2:15.192	52.874	45.205	37.113	167.4	2:28:56.807
13		10:37.975	9:08.879	49.585	39.511	68.1	2:39:51.831	13		2:12.597	50.917	44.903	36.777	166.6	2:31:09.404
14		2:22.249	53.380	48.346	40.523	162.1	2:42:14.080	14		2:12.343	51.061	44.761	36.521	167.1	2:33:21.747
15		2:21.466	53.837	48.172	39.457	156.0	2:44:35.546	15		2:11.954	50.512	44.900	36.542	166.9	2:35:33.701
16		2:19.403	52.623	47.405	39.375	157.4	2:46:54.949	16		2:13.898	50.591	45.708	37.599	166.9	2:37:47.599
17		2:20.156	52.690	48.380	39.086	161.4	2:49:15.105	17		2:11.980	50.393	44.766	36.821	170.8	2:39:59.579
18		2:19.066	52.856	47.042	39.168	162.8	2:51:34.171	18		2:12.355	50.416	44.894	37.045	168.7	2:42:11.934
19		2:19.262	52.585	47.645	39.032	162.1	2:53:53.433	19		2:11.321	50.181	44.474	36.666	168.4	2:44:23.255
20		2:20.221	52.725	47.888	39.608	166.9	2:56:13.654	20		2:12.205	50.449	44.859	36.897	169.0	2:46:35.460
21		2:19.019	52.403	47.893	38.723	157.2	2:58:32.673	21		2:15.478	50.530	45.683	39.265	170.8	2:48:50.938
22		2:18.642	51.734	47.777	39.131	165.6	3:00:51.315	22		2:10.830	50.088	44.052	36.690	166.9	2:51:01.768
23		2:18.248	52.219	46.730	39.299	165.3	3:03:09.563	23		2:11.224	49.918	44.349	36.957	166.4	2:53:12.992
								24		2:10.998	50.159	44.022	36.817	167.9	2:55:23.990
								25		2:12.435	50.162	45.104	37.169	170.8	2:57:36.425
								26		2:11.244	50.275	44.366	36.603	158.5	2:59:47.669
								27		2:12.323	50.906	44.769	36.648	171.4	3:01:59.992
								28			51.157	44.793		171.9	





Circuito del Jarama
UV Endurance RACE Jarama
Carrera 8 horas resistencia
Tiempos Por Vuelta 3 Horas



8

Museo del Recambio

BMW E36 9

RX Pro Racing

BMW 325i

3

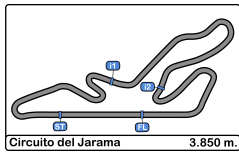
Museo del Recambio

3

RX Pro Racing

Lap	D	Time	Sector 1	Sector 2	Sector 3	T. Spd	Elapsed	Lap	D	Time	Sector 1	Sector 2	Sector 3	T. Spd	Elapsed
1		2:11:29.459	2:09:56.860	50.955	41.644	71.9	2:11:29.459	1		2:03:01.315		2:02:21.729	39.586		2:03:01.315
2		2:19.907	53.478	47.846	38.583	159.0	2:13:49.366	2		2:20.297	53.279	48.018	39.000	165.3	2:05:21.612
3		2:17.883	51.458	47.718	38.707	167.9	2:16:07.249	3		2:19.172	51.984	47.398	39.790	166.4	2:07:40.784
4		2:16.780	51.576	47.159	38.045	170.8	2:18:24.029	4		2:16.860	52.266	46.304	38.290	158.8	2:09:57.644
5		2:16.483	51.349	46.770	38.364	160.7	2:20:40.512	5		2:16.569	51.451	46.087	39.031	172.2	2:12:14.213
6		2:13.869	50.545	45.839	37.485	168.2	2:22:54.381	6		2:16.843	51.882	46.850	38.111	165.3	2:14:31.056
7		2:17.263	53.101	46.261	37.901	160.7	2:25:11.644	7		2:16.667	51.678	46.523	38.466	161.1	2:16:47.723
8		2:18.873	54.165	46.929	37.779	165.1	2:27:30.517	8		2:15.380	51.322	45.919	38.139	169.5	2:19:03.103
9		2:19.753	53.499	48.131	38.123	162.6	2:29:50.270	9		2:15.031	50.939	46.131	37.961	162.6	2:21:18.134
10		2:18.890	52.608	47.788	38.494	140.9	2:32:09.160	10		2:21.531	52.964	48.391	40.176	154.9	2:23:39.665
11		2:18.233	52.248	46.707	39.278	152.7	2:34:27.393	11		2:20.187	54.076	46.848	39.263	151.2	2:25:59.852
12		2:20.432	52.823	47.919	39.690	164.3	2:36:47.825	12		2:15.878	51.329	46.491	38.058	170.6	2:28:15.730
13		2:20.332	52.588	48.769	38.975	155.6	2:39:08.157	13		2:17.566	52.301	46.702	38.563	163.1	2:30:33.296
14		2:15.652	51.824	45.724	38.104	168.4	2:41:23.809	14		2:18.103	51.655	47.368	39.080	164.3	2:32:51.399
15		2:16.649	51.498	47.175	37.976	168.7	2:43:40.458	15		2:15.200	51.633	45.541	38.026	155.3	2:35:06.599
16		2:29.125	1:02.593	48.337	38.195	172.5	2:46:09.583	16		2:15.426	50.842	45.978	38.606	166.9	2:37:22.025
17		2:19.472	51.845	47.390	40.237	153.8	2:48:29.055	17		2:16.734	52.765	45.691	38.278	157.2	2:39:38.759
18		2:18.401	53.319	46.636	38.446	145.7	2:50:47.456	18		2:17.165	52.747	46.268	38.150	154.5	2:41:55.924
19		2:20.311	54.633	46.861	38.817	164.3	2:53:07.767	19		2:19.723	51.203	48.442	40.078	175.3	2:44:15.647
20		2:15.179	51.969	45.404	37.806	157.2	2:55:22.946	20		2:17.100	51.812	47.011	38.277	156.7	2:46:32.747
21		2:13.415	50.321	45.220	37.874	167.9	2:57:36.361	21		2:19.037	52.642	45.643	40.752	154.5	2:48:51.784
22		2:16.625	52.723	45.835	38.067	140.2	2:59:52.986	22		2:16.751	51.565	46.763	38.423	166.6	2:51:08.535
23		2:15.442	50.863	46.324	38.255	159.7	3:02:08.428	23		2:15.705	52.173	45.611	37.921	155.3	2:53:24.240
24			50.675	47.191		165.1		24		2:20.818	51.097	51.199	38.522	163.3	2:55:45.058
								25		2:19.035	52.365	47.701	38.969	169.2	2:58:04.093
								26		2:18.649	51.795	48.521	38.333	155.1	3:00:22.742
								27		2:15.665	51.048	46.260	38.357	164.8	3:02:38.407
								28			52.444			163.3	





Circuito del Jarama
UV Endurance RACE Jarama
Carrera 8 horas resistencia
Tiempos Por Vuelta 3 Horas



10

INFOVA Automoción

VW Golf 12

JDMotor

BMW 325i E30

2

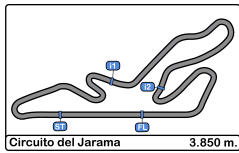
INFOVA Automoción

3

JDMotor

Lap	D	Time	Sector 1	Sector 2	Sector 3	T. Spd	Elapsed	Lap	D	Time	Sector 1	Sector 2	Sector 3	T. Spd	Elapsed
1		2:02:16.783			2:02:16.783		2:02:16.783	1		2:04:16.917	2:02:56.581	43.742	36.594		2:04:16.917
2		2:17.414	52.119	46.595	38.700	161.9	2:04:34.197	2		2:09.112	49.085	43.416	36.611	176.7	2:06:26.029
3		2:17.818	52.546	46.429	38.843	161.4	2:06:52.015	3		2:18.086 P	49.131	43.462	45.493	177.9	2:08:44.115
4		2:17.641	52.441	46.714	38.486	160.9	2:09:09.656	4		10:02.144	8:35.914	47.284	38.946	63.4	2:18:46.259
5		2:18.598	52.717	46.856	39.025	157.4	2:11:28.254	5		2:18.143	53.030	46.766	38.347	157.6	2:21:04.402
6		2:17.878	52.324	46.598	38.956	161.4	2:13:46.132	6		2:16.743	51.622	47.557	37.564	144.9	2:23:21.145
7		2:17.020	51.899	46.480	38.641	161.9	2:16:03.152	7		2:15.189	51.262	45.169	38.758	164.3	2:25:36.334
8		2:16.960	52.097	46.216	38.647	162.4	2:18:20.112	8		2:16.100	51.998	45.411	38.691	162.6	2:27:52.434
9		2:16.965	52.084	46.333	38.548	162.1	2:20:37.077	9		2:15.574	52.336	45.624	37.614	161.6	2:30:08.008
10		2:16.508	51.949	46.191	38.368	162.4	2:22:53.585	10		2:15.085	51.844	45.272	37.969	163.6	2:32:23.093
11		2:17.670	52.876	46.258	38.536	162.6	2:25:11.255	11		2:14.148	51.524	44.873	37.751	162.6	2:34:37.241
12		2:18.680	53.737	46.633	38.310	154.7	2:27:29.935	12		2:13.219	51.195	44.811	37.213	170.6	2:36:50.460
13		2:18.543	52.240	46.673	39.630	161.6	2:29:48.478	13		2:13.409	51.113	44.813	37.483	174.7	2:39:03.869
14		2:18.674	53.473	46.549	38.652	162.4	2:32:07.152	14		2:14.757	51.235	45.158	38.364	164.3	2:41:18.626
15		2:22.141	55.358	48.347	38.436	161.4	2:34:29.293	15		2:16.366	51.510	46.125	38.731	179.4	2:43:34.992
16		2:18.272	52.278	47.229	38.765	161.9	2:36:47.565	16		2:15.468	52.318	45.139	38.011	163.8	2:45:50.460
17		2:16.383	51.702	46.267	38.414	161.9	2:39:03.948	17		2:14.026	51.278	45.301	37.447	165.8	2:48:04.486
18		2:18.835	52.928	47.177	38.730	157.6	2:41:22.783	18		2:15.384	51.599	45.627	38.158	171.7	2:50:19.870
19		2:18.851	51.542	46.547	40.762	163.3	2:43:41.634	19		2:14.717	52.349	44.956	37.412	166.4	2:52:34.587
20		2:18.519	53.019	46.965	38.535	163.6	2:46:00.153	20		2:13.579	51.253	45.188	37.138	163.6	2:54:48.166
21		2:17.056	51.473	47.021	38.562	165.1	2:48:17.209	21		2:12.153	50.372	44.676	37.105	164.6	2:57:00.319
22		2:17.805	51.713	47.341	38.751	163.1	2:50:35.014	22		2:15.677	52.044	45.419	38.214	169.2	2:59:15.996
23		2:18.821	52.259	47.333	39.229	160.7	2:52:53.835	23		2:15.192	51.490	45.633	38.069	173.0	3:01:31.188
24		2:16.893	51.943	46.540	38.410	162.1	2:55:10.728	24		2:16.250	52.263	45.491	38.496	158.3	3:03:47.438
25		2:17.755	52.175	47.096	38.484	162.6	2:57:28.483								
26		2:18.029	52.785	46.623	38.621	163.3	2:59:46.512								
27		2:18.298	52.712	47.124	38.462	165.8	3:02:04.810								
28			53.044	48.998		161.6									





Circuito del Jarama
UV Endurance RACE Jarama
Carrera 8 horas resistencia
Tiempos Por Vuelta 3 Horas



15

JER Motorsport

HONDA Civic **23**

PMH Motorsport

Nissan Sunny GTI

1

JER Motorsport

2

PMH Motorsport

Lap	D	Time	Sector 1	Sector 2	Sector 3	T. Spd	Elapsed	Lap	D	Time	Sector 1	Sector 2	Sector 3	T. Spd	Elapsed
1		2:04:18.144	2:02:55.536	44.553	38.055		2:04:18.144	1		2:08:51.221	2:07:33.318	42.213	35.690	84.1	2:08:51.221
2		2:11.637	50.556	44.225	36.856	164.1	2:06:29.781	2		2:04.917	48.082	42.115	34.720	177.0	2:10:56.138
3		2:14.636	50.520	46.632	37.484	168.4	2:08:44.417	3		2:04.241	47.361	42.019	34.861	176.1	2:13:00.379
4		2:16.112	52.064	46.330	37.718	162.6	2:11:00.529	4		2:03.277	47.263	41.592	34.422	176.4	2:15:03.656
5		2:12.269	50.979	44.594	36.696	163.6	2:13:12.798	5		2:02.685	46.970	41.327	34.388	176.4	2:17:06.341
6		2:11.201	50.451	44.676	36.074	166.6	2:15:23.999	6		2:02.821	46.862	41.482	34.477	176.4	2:19:09.162
7		2:11.908	50.436	44.635	36.837	165.1	2:17:35.907	7		2:04.319	46.720	43.136	34.463	181.8	2:21:13.481
8		2:13.029	50.275	45.319	37.435	163.8	2:19:48.936	8		2:03.590	46.743	42.607	34.240	176.4	2:23:17.071
9		2:12.883	50.834	44.843	37.206	167.4	2:22:01.819	9		2:02.869	47.004	41.221	34.644	180.0	2:25:19.940
10		2:17.699	52.019	46.041	39.639	154.7	2:24:19.518	10		2:03.323	47.092	41.714	34.517	176.4	2:27:23.263
11		2:28.575 P	56.075	46.612	45.888	152.5	2:26:48.093	11		2:02.829	47.145	41.207	34.477	178.8	2:29:26.092
12		10:58.449	9:31.673	49.481	37.295	47.7	2:37:46.542	12		2:02.735	47.057	41.343	34.335	175.0	2:31:28.827
13		2:11.334	50.773	43.903	36.658	173.6	2:39:57.876	13		2:02.461	46.784	41.301	34.376	177.9	2:33:31.288
14		2:10.636	49.753	44.319	36.564	172.8	2:42:08.512	14		2:02.622	47.012	41.510	34.100	173.6	2:35:33.910
15		2:13.257	50.424	44.719	38.114	175.0	2:44:21.769	15		2:02.670	46.831	41.570	34.269	176.7	2:37:36.580
16		2:11.464	50.452	44.509	36.503	170.6	2:46:33.233	16		2:03.338	46.750	42.352	34.236	177.9	2:39:39.918
17		2:12.336	50.479	44.756	37.101	166.4	2:48:45.569	17		2:03.551	47.707	41.546	34.298	170.8	2:41:43.469
18		2:10.494	50.205	43.520	36.769	167.9	2:50:56.063	18		2:02.063	46.699	41.071	34.293	177.0	2:43:45.532
19		2:11.829	50.828	43.347	37.654	168.7	2:53:07.892	19		2:05.086	47.753	42.730	34.603	177.9	2:45:50.618
20		2:11.256	50.730	44.020	36.506	163.6	2:55:19.148	20		2:02.592	46.953	41.181	34.458	179.4	2:47:53.210
21		2:12.018	50.079	45.409	36.530	172.5	2:57:31.166	21		2:02.164	46.563	41.138	34.463	174.4	2:49:55.374
22		2:10.149	50.443	43.821	35.885	173.6	2:59:41.315	22		2:20.823 P	46.857	40.970	52.996	173.3	2:52:16.197
23		2:11.665	50.312	44.508	36.845	173.6	3:01:52.980	23		10:03.107	8:46.555	41.757	34.795	83.6	3:02:19.304
24			51.072	44.197		166.9		24			46.984	41.715		174.1	





Circuito del Jarama
UV Endurance RACE Jarama
Carrera 8 horas resistencia
Tiempos Por Vuelta 3 Horas



24

PMH Motorsport

2

Nissan Sunny GTI 27

PMH Motorsport

DRS - REPSOL Racing Team

2

BMW 318is E36

DRS - REPSOL Racing Team

Lap	D	Time	Sector 1	Sector 2	Sector 3	T. Spd	Elapsed	Lap	D	Time	Sector 1	Sector 2	Sector 3	T. Spd	Elapsed
1		2:04:19.469	2:03:00.744	42.221	36.504	170.0	2:04:19.469	1		2:04:24.338	2:03:00.336	46.035	37.967	167.9	2:04:24.338
2		2:11.508	50.107	44.677	36.724	176.1	2:06:30.977	2		2:13.975	51.258	45.489	37.228	174.4	2:06:38.313
3		2:16.740 P	49.697	42.460	44.583	164.1	2:08:47.717	3		2:13.132	50.868	44.953	37.311	173.0	2:08:51.445
4		10:04.804	8:41.587	45.923	37.294	72.4	2:18:52.521	4		2:13.184	50.657	45.355	37.172	169.2	2:11:04.629
5		2:10.733	49.719	44.426	36.588	161.9	2:21:03.254	5		2:13.662	50.907	45.103	37.652	170.8	2:13:18.291
6		2:09.955	49.597	43.889	36.469	167.4	2:23:13.209	6		2:12.110	50.163	45.027	36.920	174.1	2:15:30.401
7		2:13.272	50.250	46.389	36.633	159.2	2:25:26.481	7		2:11.897	50.059	44.847	36.991	176.1	2:17:42.298
8		2:11.599	49.502	44.828	37.269	165.6	2:27:38.080	8		2:11.949	50.094	44.598	37.257	171.7	2:19:54.247
9		2:11.867	49.941	44.942	36.984	172.8	2:29:49.947	9		2:11.326	49.842	44.708	36.776	176.1	2:22:05.573
10		2:10.775	50.362	44.071	36.342	151.6	2:32:00.722	10		2:12.006	49.785	44.878	37.343	174.1	2:24:17.579
11		2:11.107	49.890	44.172	37.045	171.1	2:34:11.829	11		2:12.971	50.198	45.114	37.659	172.5	2:26:30.550
12		2:11.273	50.061	44.275	36.937	164.8	2:36:23.102	12		2:11.669	50.189	44.778	36.702	169.5	2:28:42.219
13		2:11.615	50.409	44.203	37.003	163.8	2:38:34.717	13		2:12.191	49.955	44.532	37.704	176.1	2:30:54.410
14		2:11.089	50.420	44.070	36.599	164.6	2:40:45.806	14		2:11.994	50.197	44.776	37.021	171.4	2:33:06.404
15		2:11.695	50.114	44.729	36.852	169.5	2:42:57.501	15		2:11.792	50.031	44.727	37.034	173.0	2:35:18.196
16		2:11.426	50.100	44.419	36.907	162.8	2:45:08.927	16		2:11.723	50.216	44.689	36.818	172.8	2:37:29.919
17		2:10.918	50.098	44.332	36.488	156.9	2:47:19.845	17		2:13.265	51.084	45.315	36.866	171.4	2:39:43.184
18		2:11.469	50.066	45.550	35.853	160.2	2:49:31.314	18		2:13.366	50.349	44.862	38.155	173.0	2:41:56.550
19		2:08.704	49.125	43.817	35.762	167.7	2:51:40.018	19		2:13.968	51.009	45.579	37.380	174.4	2:44:10.518
20		2:10.808	50.092	45.026	35.690	161.4	2:53:50.826	20		2:12.549	50.632	44.766	37.151	171.9	2:46:23.067
21		2:08.298	49.096	43.445	35.757	171.7	2:55:59.124	21		2:12.908	50.152	45.082	37.674	174.1	2:48:35.975
22		2:08.905	48.645	44.147	36.113	174.1	2:58:08.029	22		2:13.088	50.601	45.138	37.349	169.8	2:50:49.063
23		2:09.922	49.155	45.022	35.745	170.3	3:00:17.951	23		2:13.397	50.688	45.160	37.549	173.0	2:53:02.460
24		2:07.998	48.846	43.772	35.380	165.8	3:02:25.949	24		2:13.176	50.644	45.161	37.371	170.0	2:55:15.636
25			49.407			162.8		25		2:13.911	51.563	45.291	37.057	161.1	2:57:29.547
								26		2:13.879	50.873	45.625	37.381	169.2	2:59:43.426
								27		2:12.238	50.479	44.550	37.209	173.6	3:01:55.664
								28			49.821	44.449		174.7	





Circuito del Jarama
UV Endurance RACE Jarama
Carrera 8 horas resistencia
Tiempos Por Vuelta 3 Horas



46

#lodecorremuchashoras

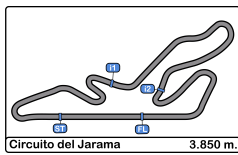
Mazda MX5

1

#lodecorremuchashoras

Lap	D	Time	Sector 1	Sector 2	Sector 3	T. Spd	Elapsed
1		2:02:57.781		2:02:19.717	38.064		2:02:57.781
2		2:16.511	52.294	46.061	38.156	159.5	2:05:14.292
3		2:17.102	52.150	46.316	38.636	160.7	2:07:31.394
4		2:16.859	52.759	45.988	38.112	158.3	2:09:48.253
5		2:17.019	52.390	45.978	38.651	157.2	2:12:05.272
6		2:16.059	51.989	46.072	37.998	160.2	2:14:21.331
7		2:16.858	52.543	46.095	38.220	160.9	2:16:38.189
8		2:14.820	51.879	45.879	37.062	159.0	2:18:53.009
9		2:12.053	50.808	44.537	36.708	166.1	2:21:05.062
10		2:15.470	51.471	45.774	38.225	162.8	2:23:20.532
11		2:13.025	50.560	44.908	37.557	162.1	2:25:33.557
12		2:15.111	51.702	45.821	37.588	159.7	2:27:48.668
13		2:15.643	51.512	46.909	37.222	154.2	2:30:04.311
14		2:14.214	51.107	45.553	37.554	163.1	2:32:18.525
15		2:14.616	51.305	45.691	37.620	160.9	2:34:33.141
16		2:13.978	51.379	45.057	37.542	161.9	2:36:47.119
17		2:13.159	50.468	45.213	37.478	161.1	2:39:00.278
18		2:14.066	51.255	45.115	37.696	160.2	2:41:14.344
19		2:15.413	51.727	45.783	37.903	157.8	2:43:29.757
20		2:15.442	51.837	45.783	37.822	159.0	2:45:45.199
21		2:15.577	53.138	45.101	37.338	157.2	2:48:00.776
22		2:14.480	51.152	45.551	37.777	160.7	2:50:15.256
23		2:15.807	52.381	45.427	37.999	143.0	2:52:31.063
24		2:14.832	51.625	45.831	37.376	156.0	2:54:45.895
25		2:23.121 P	51.493	44.861	46.767	160.0	2:57:09.016





Circuito del Jarama
UV Endurance RACE Jarama
Carrera 8 horas resistencia
Análisis 3 Horas



5	2:19.301	01.010
8	2:18.890	4 Laps
4	2:09.074	04.247
46	2:14.214	11.373
12	2:15.085	4 Laps
9	2:18.103	44.247
2	2:12.405	3 Laps
27	2:11.994	59.252
7	2:12.343	1:14.595
23	2:02.461	1 Lap
24	2:11.107	3 Laps
Num	Tiempo Vta.	Dif. 1º

Vta 15		
4	2:14.784	
8	2:18.233	4 Laps
5	2:20.053	02.032
10	2:22.141	03.110
46	2:14.616	06.958
12	2:14.148	4 Laps
9	2:15.200	40.416
2	2:12.457	3 Laps
27	2:11.792	52.013
7	2:11.954	1:07.518
23	2:02.622	1 Lap
24	2:11.273	3 Laps
Num	Tiempo Vta.	Dif. 1º

Vta 16		
4	2:09.705	
5	2:16.519	08.846
46	2:13.978	11.231
10	2:18.272	11.677
8	2:20.432	4 Laps
12	2:13.219	4 Laps
9	2:15.426	46.137
2	2:11.863	3 Laps
27	2:11.723	54.031
23	2:02.670	1 Lap
15	10:58.449	4 Laps
7	2:13.898	1:11.711
24	2:11.615	3 Laps
Num	Tiempo Vta.	Dif. 1º

3	2:21.593	4 Laps
---	----------	--------

Num	Tiempo Vta.	Dif. 1º
Vta 17		
4	2:10.020	
3	9:50.287	4 Laps
46	2:13.159	14.370
5	2:17.061	15.887
12	2:13.409	4 Laps
10	2:16.383	18.040
8	2:20.332	4 Laps
9	2:16.734	52.851
2	2:11.992	3 Laps
23	2:03.338	1 Lap
27	2:13.265	57.276
6	10:37.975	4 Laps
15	2:11.334	4 Laps
7	2:11.980	1:13.671
24	2:11.089	3 Laps
Num	Tiempo Vta.	Dif. 1º

Vta 18		
4	2:09.273	
46	2:14.066	19.163
3	2:20.883	4 Laps
12	2:14.757	4 Laps
5	2:18.248	24.862
10	2:18.835	27.602
8	2:15.652	4 Laps
23	2:03.551	1 Lap
2	2:14.290	3 Laps
9	2:17.165	1:00.743
27	2:13.366	1:01.369
15	2:10.636	4 Laps
7	2:12.355	1:16.753
6	2:22.249	4 Laps
24	2:11.695	3 Laps
Num	Tiempo Vta.	Dif. 1º

Vta 19		
4	2:08.923	
46	2:15.413	25.653
12	2:16.366	4 Laps
5	2:16.765	32.704
3	2:21.593	4 Laps
Num	Tiempo Vta.	Dif. 1º

8	2:16.649	4 Laps
10	2:18.851	37.530
23	2:02.063	1 Lap
2	2:12.912	3 Laps
27	2:13.968	1:06.414
9	2:19.723	1:11.543
15	2:13.257	4 Laps
7	2:11.321	1:19.151
6	2:21.466	4 Laps
24	2:11.426	3 Laps
Num	Tiempo Vta.	Dif. 1º

Vta 20		
4	2:09.439	
46	2:15.442	31.656
12	2:15.468	4 Laps
23	2:05.086	1 Lap
5	2:17.453	40.718
3	2:20.731	4 Laps
10	2:18.519	46.610
8	2:29.125	4 Laps
2	2:11.849	3 Laps
27	2:12.549	1:09.524
9	2:17.100	1:19.204
15	2:11.464	4 Laps
7	2:12.205	1:21.917
6	2:19.403	4 Laps
24	2:10.918	3 Laps
Num	Tiempo Vta.	Dif. 1º

Vta 21		
4	2:08.167	
23	2:02.592	1 Lap
46	2:15.577	39.066
12	2:14.026	4 Laps
5	2:16.203	48.754
3	2:16.481	4 Laps
10	2:17.056	55.499
2	2:11.161	3 Laps
8	2:19.472	4 Laps
27	2:12.908	1:14.265
15	2:12.336	4 Laps
7	2:15.478	1:29.228
Num	Tiempo Vta.	Dif. 1º

9	2:19.037	1:30.074
6	2:20.156	4 Laps
Num	Tiempo Vta.	Dif. 1º
Vta 22		
4	2:08.397	
24	2:11.469	4 Laps
23	2:02.164	1 Lap
46	2:14.480	45.149
12	2:15.384	4 Laps
5	2:19.108	59.465
3	2:15.579	4 Laps
10	2:17.805	1:04.907
2	2:12.674	3 Laps
8	2:18.401	4 Laps
27	2:13.088	1:18.956
15	2:10.494	4 Laps
7	2:10.830	1:31.661
9	2:16.751	1:38.428
6	2:19.066	4 Laps
Num	Tiempo Vta.	Dif. 1º

Vta 23		
4	2:09.583	
24	2:08.704	4 Laps
23	2:20.823	1 Lap
46	2:15.807	51.373
12	2:14.717	4 Laps
5	2:16.921	1:06.803
3	2:17.233	4 Laps
2	2:10.697	3 Laps
10	2:18.821	1:14.145
27	2:13.397	1:22.770
8	2:20.311	4 Laps
15	2:11.829	4 Laps
7	2:11.224	1:33.302
9	2:15.705	1:44.550
Num	Tiempo Vta.	Dif. 1º

Vta 24		
4	2:09.612	
24	2:10.808	4 Laps
6	2:19.262	5 Laps
46	2:14.832	56.593
Num	Tiempo Vta.	Dif. 1º

12	2:13.579	4 Laps
5	2:16.296	1:13.487
2	2:12.116	3 Laps
3	2:18.466	4 Laps
10	2:16.893	1:21.426
27	2:13.176	1:26.334
15	2:11.256	4 Laps
8	2:15.179	4 Laps
7	2:10.998	1:34.688
9	2:20.818	1:55.756
Num	Tiempo Vta.	Dif. 1º

Vta 25		
4	2:08.737	
24	2:08.298	4 Laps
6	2:20.221	5 Laps
12	2:12.153	4 Laps
46	2:23.121	1:10.977
2	2:10.476	3 Laps
5	2:17.943	1:22.693
3	2:18.298	4 Laps
10	2:17.755	1:30.444
27	2:13.911	1:31.508
15	2:12.018	4 Laps
8	2:13.415	4 Laps
7	2:12.435	1:38.386
9	2:19.035	2:06.054
Num	Tiempo Vta.	Dif. 1º

Vta 26		
4	2:09.077	
24	2:08.905	4 Laps
6	2:19.019	5 Laps
12	2:15.677	4 Laps
2	2:12.110	3 Laps
15	2:10.149	4 Laps
5	2:22.235	1:35.851
27	2:13.879	1:36.310
3	2:20.035	4 Laps
10	2:18.029	1:39.396
7	2:11.244	1:40.553
8	2:16.625	4 Laps
Num	Tiempo Vta.	Dif. 1º





Circuito del Jarama
UV Endurance RACE Jarama
Carrera 8 horas resistencia
Análisis 3 Horas



Num	Tiempo Vta.	Dif. 1º
-----	-------------	---------

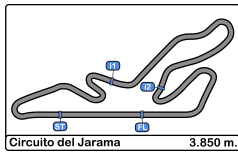
Vta 27

4	2:09.474	
24	2:09.922	4 Laps
9	2:18.649	1 Lap
6	2:18.642	5 Laps
12	2:15.192	4 Laps
2	2:12.410	3 Laps
15	2:11.665	4 Laps
27	2:12.238	1:39.074
3	2:13.991	4 Laps
7	2:12.323	1:43.402
10	2:18.298	1:48.220
8	2:15.442	4 Laps
23	10:03.107	4 Laps

Num	Tiempo Vta.	Dif. 1º
-----	-------------	---------

Vta 28

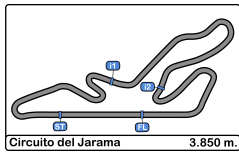
4	2:08.536	
24	2:07.998	4 Laps
9	2:15.665	1 Lap
6	2:18.248	5 Laps
12	2:16.250	4 Laps



Circuito del Jarama
UV Endurance RACE Jarama
Carrera 8 horas resistencia
Mejores Sectores 3 Horas



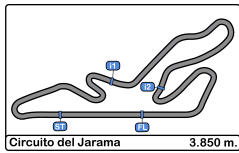
Sector - 1			Sector - 2			Sector - 3			Vuelta Ideal vs Mejor Vuelta						
Clas	Nº	Team	Tiempo	Nº	Team	Tiempo	Nº	Team	Tiempo	Clas	Nº	Team	Ideal Lap	Best Lap	Clas
1	23	PMH Motorsport	46.563	23	PMH Motorsport	40.970	23	PMH Motorsport	34.100	1	23	PMH Motorsport	2:01.633	2:02.063	1
2	24	PMH Motorsport	48.170	24	PMH Motorsport	41.270	2	ASAP Racing	35.303	2	24	PMH Motorsport	2:04.820	2:05.779	2
3	4	HLT 2	48.357	4	HLT 2	42.561	24	PMH Motorsport	35.380	3	4	HLT 2	2:06.314	2:06.911	3
4	2	ASAP Racing	48.722	9	RX Pro Racing	42.797	4	HLT 2	35.396	4	2	ASAP Racing	2:07.089	2:07.999	5
5	12	JDMotor	48.770	1	OLIMPIA Racing	42.955	1	OLIMPIA Racing	35.599	5	1	OLIMPIA Racing	2:07.366	2:07.569	4
6	1	OLIMPIA Racing	48.812	2	ASAP Racing	43.064	9	RX Pro Racing	35.672	6	9	RX Pro Racing	2:07.676	2:08.116	6
7	3	FASTPORT	48.886	12	JDMotor	43.124	7	IÑAKI BEGUIRISTAIN	35.812	7	12	JDMotor	2:07.793	2:08.338	7
8	9	RX Pro Racing	49.207	3	FASTPORT	43.189	15	JER Motorsport	35.885	8	3	FASTPORT	2:08.325	2:08.555	8
9	7	IÑAKI BEGUIRISTAIN	49.419	15	JER Motorsport	43.347	12	JDMotor	35.899	9	7	IÑAKI BEGUIRISTAIN	2:08.649	2:09.384	9
10	27	DRS - REPSOL Racing	49.527	7	IÑAKI BEGUIRISTAIN	43.418	3	FASTPORT	36.250	10	15	JER Motorsport	2:08.985	2:10.080	10
11	15	JER Motorsport	49.753	46	#lodecorremuchashoras	44.226	27	DRS - REPSOL Racing	36.486	11	27	DRS - REPSOL Racing	2:10.462	2:10.940	11
12	6	ALVITRUCKSPORT	50.165	27	DRS - REPSOL Racing	44.449	6	ALVITRUCKSPORT	36.666	12	46	#lodecorremuchashoras	2:11.402	2:12.053	13
13	8	Museo del Recambio	50.321	6	ALVITRUCKSPORT	44.679	46	#lodecorremuchashoras	36.708	13	6	ALVITRUCKSPORT	2:11.510	2:11.579	12
14	46	#lodecorremuchashoras	50.468	8	Museo del Recambio	45.220	8	Museo del Recambio	37.485	14	8	Museo del Recambio	2:13.026	2:13.415	14
15	5	HLT mk3	50.918	5	HLT mk3	45.770	5	HLT mk3	37.654	15	5	HLT mk3	2:14.342	2:14.653	15
16	10	INFOVA Automoción	51.473	10	INFOVA Automoción	46.191	10	INFOVA Automoción	38.219	16	10	INFOVA Automoción	2:15.883	2:16.383	16



Circuito del Jarama
UV Endurance RACE Jarama
Carrera 8 horas resistencia
Secuencia Lider 3 Horas



<u>Nº</u>	<u>Team</u>	<u>Vehiculo</u>	<u>Cat</u>	<u>Vta.Inicio</u>	<u>Vta. Fin</u>	<u>Vtas</u>	<u>Total Vtas.</u>
23	PMH Motorsport	Nissan Sunny GTI	2	1	25	25	25
2	ASAP Racing	Honda Civic EG5	1	26	27	2	2
9	RX Pro Racing	BMW 325i	3	28	29	2	2
4	HLT 2	VW Golf GTI 16v	2	30	43	14	14
2	ASAP Racing	Honda Civic EG5	1	44	55	12	14
3	FASTPORT	BMW 320i	2	56	58	3	3
2	ASAP Racing	Honda Civic EG5	1	59	156	98	112



Circuito del Jarama
UV Endurance RACE Jarama
Carrera 8 horas resistencia
5 Mejores Tiempos 3 Horas



Clas	Nº	Team	Vehiculo	Cat	Mejor 1		Mejor 2		Mejor 3		Mejor 4		Mejor 5	
					Tiempo	Vta.	Tiempo	Vta.	Tiempo	Vta.	Tiempo	Vta.	Tiempo	Vta.
1	23	PMH Motorsport	Nissan Sunny GTI	2	2:02.063	67	2:02.164	70	2:02.461	62	2:02.592	69	2:02.622	63
2	24	PMH Motorsport	Nissan Sunny GTI	2	2:05.779	44	2:05.839	15	2:06.050	25	2:06.052	38	2:06.071	37
3	4	HLT 2	VW Golf GTI 16v	2	2:06.911	2	2:06.970	3	2:07.066	8	2:07.301	30	2:07.340	6
4	1	OLIMPIA Racing	Citroen AX	1	2:07.569	30	2:07.763	31	2:08.086	18	2:08.128	25	2:08.217	34
5	2	ASAP Racing	Honda Civic EG5	1	2:07.999	50	2:08.266	38	2:08.458	6	2:08.529	16	2:08.646	23
6	9	RX Pro Racing	BMW 325i	3	2:08.116	13	2:08.385	16	2:08.421	21	2:08.515	14	2:08.557	29
7	12	JDMotor	BMW 325i E30	3	2:08.338	39	2:08.929	43	2:09.020	42	2:09.112	48	2:09.202	45
8	3	FASTPORT	BMW 320i	2	2:08.555	12	2:09.012	14	2:09.091	13	2:09.266	11	2:09.348	20
9	7	IÑAKI BEGUIRISTAIN UGARTE	VW Golf	2	2:09.384	19	2:09.614	13	2:09.646	25	2:09.817	11	2:09.886	29
10	15	JER Motorsport	HONDA Civic	1	2:10.080	22	2:10.149	70	2:10.494	66	2:10.558	44	2:10.591	35
11	27	DRS - REPSOL Racing Team	BMW 318is E36	2	2:10.940	14	2:11.326	60	2:11.492	4	2:11.645	10	2:11.651	9
12	6	ALVITRUCKSPORT	BMW 320i E36	2	2:11.579	2	2:12.779	8	2:13.269	18	2:13.365	10	2:13.385	5
13	46	#lodecorrermuchashoras	Mazda MX5	1	2:12.053	58	2:13.025	60	2:13.121	5	2:13.159	66	2:13.597	8
14	8	Museo del Recambio	BMW E36	3	2:13.415	66	2:13.869	51	2:15.179	65	2:15.442	68	2:15.652	59
15	5	HLT mk3	VW Golf	2	2:14.653	35	2:15.056	25	2:15.285	28	2:15.397	27	2:15.485	46
16	10	INFOVA Automoción	VW Golf	2	2:16.383	65	2:16.508	58	2:16.893	72	2:16.960	56	2:16.965	57



Circuito del Jarama
UV Endurance RACE Jarama
Carrera 8 horas resistencia
5 Mejores Velocidades 3 Horas



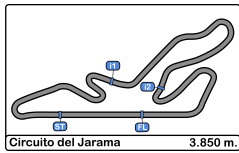
Clas	Nº	Team	Vehiculo	Cat	Maxima 1		Maxima 2		Maxima 3		Maxima 4		Maxima 5		Media
					Km/h	Vta.	Km/h	Vta.	Km/h	Vta.	Km/h	Vta.	Km/h	Vta.	
1	9	RX Pro Racing	BMW 325i	3	184.9	23	182.4	33	182.1	29	181.8	34	181.2	24	182.5
2	3	FASTPORT	BMW 320i	2	182.4	30	180.9	18	180.6	13	180.6	19	180.6	21	181.0
3	23	PMH Motorsport	Nissan Sunny GTI	2	181.8	56	181.5	32	180.0	58	179.4	19	179.4	37	180.4
4	24	PMH Motorsport	Nissan Sunny GTI	2	181.5	11	181.2	34	180.9	2	180.9	9	179.7	30	180.8
5	12	JDMotor	BMW 325i E30	3	180.3	39	179.4	61	177.9	49	177.6	40	177.3	45	178.5
6	27	DRS - REPSOL Racing Team	BMW 318is E36	2	178.2	3	177.9	4	177.6	5	177.6	17	177.3	10	177.7
7	4	HLT 2	VW Golf GTI 16v	2	177.3	7	177.3	45	176.4	76	175.8	3	175.8	29	176.5
8	7	IÑAKI BEGUIRISTAIN UGARTE	VW Golf	2	177.0	2	171.9	76	171.7	13	171.7	29	171.4	75	172.7
9	2	ASAP Racing	Honda Civic EG5	1	176.1	35	173.0	59	172.5	6	171.7	69	171.1	61	172.9
10	15	JER Motorsport	HONDA Civic	1	175.0	63	174.1	28	173.6	61	173.6	70	173.6	71	174.0
11	8	Museo del Recambio	BMW E36	3	172.5	61	170.8	49	168.7	60	168.4	59	168.2	51	169.7
12	1	OLIMPIA Racing	Citroen AX	1	171.4	30	171.4	32	170.0	28	169.8	25	169.0	18	170.3
13	6	ALVITRUCKSPORT	BMW 320i E36	2	171.4	2	170.3	31	170.0	3	169.0	30	169.0	37	169.9
14	46	#lodecorrermuchashoras	Mazda MX5	1	166.1	58	165.6	3	164.6	2	163.1	63	162.8	59	164.4
15	10	INFOVA Automoción	VW Golf	2	165.8	75	165.1	69	163.6	68	163.3	67	163.3	74	164.2
16	5	HLT mk3	VW Golf	2	165.6	52	164.1	51	164.1	56	163.6	24	163.3	3	164.1



Circuito del Jarama
UV Endurance RACE Jarama
Carrera 8 horas resistencia
Secuencia Vueltas Rápidas 3 Horas



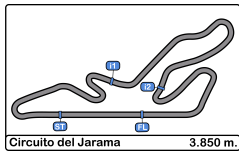
<u>Vta</u>	<u>Hora Día</u>	<u>T Sesion</u>	<u>Nº</u>	<u>Piloto</u>	<u>Vehiculo</u>	<u>Cat</u>	<u>Time</u>	<u>Km/h</u>
2	15:04:27.792	2:04:12.792	23	PMH Motorsport	Nissan Sunny GTI	2	2:05.753	110.2
16	15:34:05.941	2:33:50.941	23	PMH Motorsport	Nissan Sunny GTI	2	2:05.532	110.4
24	15:50:55.322	2:50:40.322	23	PMH Motorsport	Nissan Sunny GTI	2	2:05.254	110.6
28	16:15:37.460	3:15:22.460	23	PMH Motorsport	Nissan Sunny GTI	2	2:05.193	110.7
29	16:17:42.511	3:17:27.511	23	PMH Motorsport	Nissan Sunny GTI	2	2:05.051	110.8
31	16:21:52.306	3:21:37.306	23	PMH Motorsport	Nissan Sunny GTI	2	2:04.290	111.5
32	16:23:56.271	3:23:41.271	23	PMH Motorsport	Nissan Sunny GTI	2	2:03.965	111.8
53	17:15:18.725	4:15:03.725	23	PMH Motorsport	Nissan Sunny GTI	2	2:03.277	112.4
54	17:17:21.410	4:17:06.410	23	PMH Motorsport	Nissan Sunny GTI	2	2:02.685	112.9
62	17:33:46.357	4:33:31.357	23	PMH Motorsport	Nissan Sunny GTI	2	2:02.461	113.1
67	17:44:00.601	4:43:45.601	23	PMH Motorsport	Nissan Sunny GTI	2	2:02.063	113.5



Circuito del Jarama
UV Endurance RACE Jarama
Carrera 8 horas resistencia
Mejor Maxima Velocidad del Evento 3 Horas



Nº	Team	Vehiculo	Cat	Clas	Km/h Sesion
24	PMH Motorsport	Nissan Sunny GTI	2	1	190.1 Entrenamiento no cronometrado
4	HLT 2	VW Golf GTI 16v	2	2	187.1 Entrenamiento no cronometrado
9	RX Pro Racing	BMW 325i	3	1	187.1 Entrenamiento no cronometrado
23	PMH Motorsport	Nissan Sunny GTI	2	3	184.9 Entrenamiento cronometrado
3	FASTPORT	BMW 320i	2	4	182.7 Entrenamiento no cronometrado
12	JDMotor	BMW 325i E30	3	2	180.3 Carrera 8 horas resistencia
2	ASAP Racing	Honda Civic EG5	1	1	179.1 Entrenamiento cronometrado
27	DRS - REPSOL Racing Team	BMW 318is E36	2	5	178.2 Carrera 8 horas resistencia
15	JER Motorsport	HONDA Civic	1	2	177.9 Carrera 8 horas resistencia
7	IÑAKI BEGUIRISTAIN UGARTE	VW Golf	2	6	177.0 Carrera 8 horas resistencia
8	Museo del Recambio	BMW E36	3	3	173.3 Entrenamiento no cronometrado
6	ALVITRUCKSPORT	BMW 320i E36	2	7	172.8 Entrenamiento cronometrado
1	OLIMPIA Racing	Citroen AX	1	3	171.4 Carrera 8 horas resistencia
46	#lodecorrermuchashoras	Mazda MX5	1	4	167.4 Entrenamiento no cronometrado
10	INFOVA Automoción	VW Golf	2	8	165.8 Carrera 8 horas resistencia
5	HLT mk3	VW Golf	2	9	165.6 Carrera 8 horas resistencia

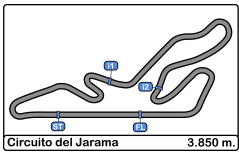


Circuito del Jarama
UV Endurance RACE Jarama
Carrera 8 horas resistencia
Cuentavueltas 3 Horas



VTA

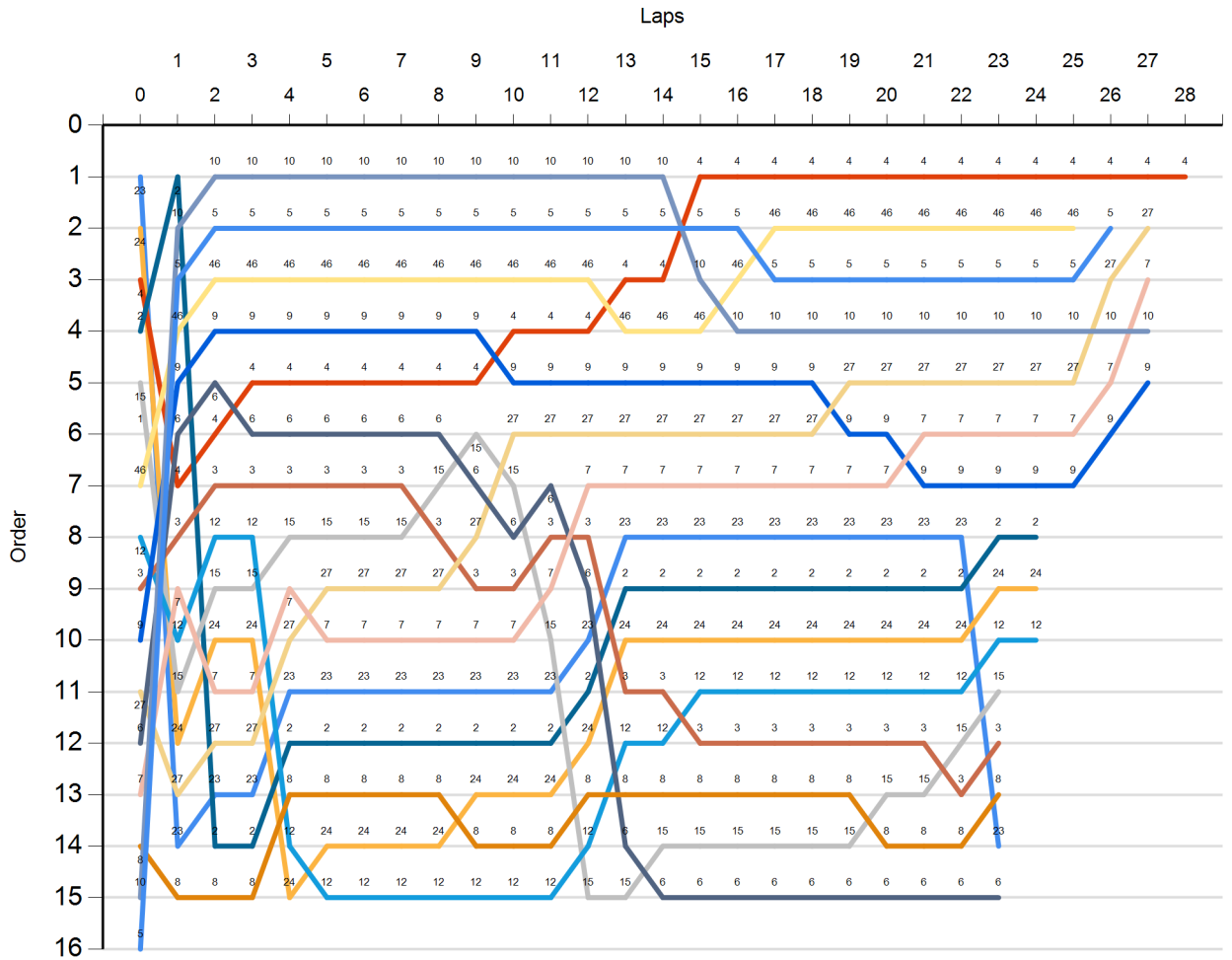
Nr	Pos	Grid	1	2	3	4	5	6	7	8	9	10	11	12	13	14	15	16	17	18	19	20	21	22	23	24	25	26	27	28	
23	1	23	2	10	10	10	10	10	10	10	10	10	10	10	10	10	4	4	4	4	4	4	4	4	4	4	4	4	4	4	4
24	2	24	10	5	5	5	5	5	5	5	5	5	5	5	5	5	5	5	46	46	46	46	46	46	46	46	46	5	27	7	
4	3	4	5	46	46	46	46	46	46	46	46	46	46	46	4	4	10	46	5	5	5	5	5	5	5	5	5	5	27	7	
2	4	2	46	9	9	9	9	9	9	9	9	9	4	4	4	46	46	46	10	10	10	10	10	10	10	10	10	10	10	10	
15	5	15	9	6	4	4	4	4	4	4	4	9	9	9	9	9	9	9	9	9	27	27	27	27	27	27	27	7	9		
1	6	1	6	4	6	6	6	6	6	6	15	27	27	27	27	27	27	27	27	27	9	9	7	7	7	7	7	7	9		
46	7	46	4	3	3	3	3	3	3	15	6	15	6	7	7	7	7	7	7	7	7	7	9	9	9	9	9	9	9		
12	8	12	3	12	12	15	15	15	15	3	27	6	3	3	23	23	23	23	23	23	23	23	23	23	23	2	2				
3	9	3	7	15	15	7	27	27	27	27	3	3	7	6	2	2	2	2	2	2	2	2	2	2	24	24					
9	10	9	12	24	24	27	7	7	7	7	7	7	15	23	24	24	24	24	24	24	24	24	24	24	12	12					
27	11	27	15	7	7	23	23	23	23	23	23	23	23	2	3	3	12	12	12	12	12	12	12	12	15						
6	12	6	24	27	27	2	2	2	2	2	2	2	2	24	12	12	3	3	3	3	3	3	3	15	3						
7	13	7	27	23	23	8	8	8	8	8	24	24	24	8	8	8	8	8	8	8	8	15	15	3	8						
8	14	8	23	2	2	12	24	24	24	24	8	8	8	12	6	15	15	15	15	15	15	8	8	8	23						
10	15	10	8	8	8	24	12	12	12	12	12	12	15	15	6	6	6	6	6	6	6	6	6	6	6						
5	16	5																													

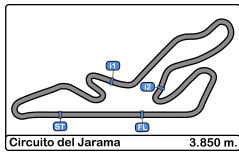


Circuito del Jarama
UV Endurance RACE Jarama
Carrera 8 horas resistencia
Cuentavueltas Gráfico 3 Horas



- 23
- 24
- 4
- 2
- 15
- 1
- 46
- 12
- 3
- 9
- 27
- 6
- 7
- 8
- 10
- 5





Circuito del Jarama
UV Endurance RACE Jarama
Carrera 8 horas resistencia
Tiempos Parada en Pit 3 Horas



<u>Nº</u>	<u>Tiempo Día</u>	<u>Team</u>	<u>Vehículo</u>	<u>Cat</u>	<u>Tiempo Entrada</u>	<u>Nº Parada</u>	<u>Tiempo Pit</u>	<u>Handicap</u>
12	15:08:54.126	JDMotor	BMW 325i E30	3	2:08:39.057	1	7:48.096	7:00
24	15:08:59.536	PMH Motorsport	Nissan Sunny GTI	2	2:08:44.467	1	7:54.336	7:00
15	15:26:59.122	JER Motorsport	HONDA Civic	1	2:26:44.053	1	8:34.896	7:00
3	15:29:15.138	FASTPORT	BMW 320i	2	2:29:00.069	1	7:33.974	7:00
6	15:29:24.891	ALVITRUCKSPORT	BMW 320i E36	2	2:29:09.822	1	8:18.737	7:00
23	15:52:27.881	PMH Motorsport	Nissan Sunny GTI	2	2:52:12.812	1	8:05.371	7:00