

Circuito del Jarama
UV Endurance RACE Jarama
Carrera 8 horas resistencia
Resultados Provisionales 4 Horas



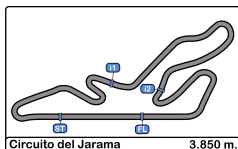
Clas	Nº	Team	Vehiculo	Cat	Clas	N.V.	Tiempo	Dif 1º	Dif Ant.	Km/h	V.R.	Tiempo	Km/h
1	2	ASAP Racing	Honda Civic EG5	1	1	105	4:00:28.477			100.8	50	2:07.999	108.2
2	3	FASTPORT	BMW 320i	2	1	101	4:02:32.913	4 Vtas	4 Vtas	96.1	12	2:08.555	107.8
3	4	HLT 2	VW Golf GTI 16v	2	2	100	4:01:57.691	5 Vtas	1 Vta	95.4	2	2:06.911	109.2
4	24	PMH Motorsport	Nissan Sunny GTI	2	3	99	3:52:10.328	6 Vtas	1 Vta	98.5	44	2:05.779	110.1
5	46	#lodecorrermuchashoras	Mazda MX5	1	2	99	4:01:39.822	6 Vtas	9:29.494	94.6	58	2:12.053	104.9
6	6	ALVITRUCKSPORT	BMW 320i E36	2	4	97	4:00:33.904	8 Vtas	2 Vtas	93.1	2	2:11.579	105.3
7	27	DRS - REPSOL Racing Team	BMW 318is E36	2	5	97	4:00:52.820	8 Vtas	18.916	93.0	14	2:10.940	105.8
8	23	PMH Motorsport	Nissan Sunny GTI	2	6	97	4:01:24.617	8 Vtas	31.797	92.8	81	2:01.508	114.0
9	9	RX Pro Racing	BMW 325i	3	1	95	4:01:53.236	10 Vtas	2 Vtas	90.7	13	2:08.116	108.1
10	15	JER Motorsport	HONDA Civic	1	3	93	3:50:50.613	12 Vtas	2 Vtas	93.0	80	2:08.628	107.7
11	12	JDMotor	BMW 325i E30	3	2	93	4:01:42.674	12 Vtas	10:52.06	88.8	39	2:08.338	107.9
12	10	INFOVA Automoción	VW Golf	2	7	91	3:54:24.443	14 Vtas	2 Vtas	89.6	65	2:16.383	101.6
13	8	Museo del Recambio	BMW E36	3	3	91	4:00:22.762	14 Vtas	5:58.319	87.4	91	2:12.642	104.4
14	5	HLT mk3	VW Golf	2	8	87	4:00:24.728	18 Vtas	4 Vtas	83.5	35	2:14.653	102.9
15	7	ENZO Racing Team	VW Golf	2	9	84	3:21:46.067	21 Vtas	3 Vtas	96.1	19	2:09.384	107.1
No clasificados: (Requerimiento: 75% del numero de vueltas del lider = 79 Vueltas)													
	1	OLIMPIA Racing	Citroen AX	1	4	35	1:32:49.096	70 Vtas	49 Vtas	87.1	30	2:07.569	108.6

Vta. rápida de PMH Motorsport en 2:01.508 a 114.1 Km/h en la vuelta 81

Publicada a las :

Comisarios Deportivos:	Director de Carrera:	Cronometrador:





Circuito del Jarama
UV Endurance RACE Jarama
Carrera 8 horas resistencia

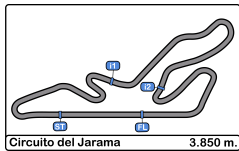


Resultados Provisionales por categoría 4 Horas

Clas	Nº	Team	Vehiculo	Cat	Clas	N.V.	Tiempo	Dif 1º	Dif Ant.	Km/h	V.R.	Tiempo	Km/h
1													
1	2	ASAP Racing	Honda Civic EG5	1	1	105	4:00:28.477			100.8	50	2:07.999	108.2
2	46	#lodecorrermuchashoras	Mazda MX5	1	2	99	4:01:39.822	6 Laps	6 Laps	94.6	58	2:12.053	104.9
3	15	JER Motorsport	HONDA Civic	1	3	93	3:50:50.613	12 Laps	6 Laps	93.0	80	2:08.628	107.7
No clasificados: (Requerimiento: 75% del numero de vueltas del lider = 79 Vueltas)													
1		OLIMPIA Racing	Citroen AX	1	4	35	1:32:49.096	70 Laps	58 Laps	87.1	30	2:07.569	108.6
Vta. rápida de PMH Motorsport en 2:01.508 a 114.1 Km/h en la vuelta 81													
2													
1	3	FASTPORT	BMW 320i	2	1	101	4:02:32.913			96.1	12	2:08.555	107.8
2	4	HLT 2	VW Golf GTI 16v	2	2	100	4:01:57.691	5 Laps	1 Lap	95.4	2	2:06.911	109.2
3	24	PMH Motorsport	Nissan Sunny GTI	2	3	99	3:52:10.328	6 Laps	1 Lap	98.5	44	2:05.779	110.1
4	6	ALVITRUCKSPORT	BMW 320i E36	2	4	97	4:00:33.904	8 Laps	2 Laps	93.1	2	2:11.579	105.3
5	27	DRS - REPSOL Racing Team	BMW 318is E36	2	5	97	4:00:52.820	8 Laps	18.916	93.0	14	2:10.940	105.8
6	23	PMH Motorsport	Nissan Sunny GTI	2	6	97	4:01:24.617	8 Laps	31.797	92.8	81	2:01.508	114.0
7	10	INFOVA Automoción	VW Golf	2	7	91	3:54:24.443	14 Laps	6 Laps	89.6	65	2:16.383	101.6
8	5	HLT mk3	VW Golf	2	8	87	4:00:24.728	18 Laps	4 Laps	83.5	35	2:14.653	102.9
9	7	ENZO Racing Team	VW Golf	2	9	84	3:21:46.067	21 Laps	3 Laps	96.1	19	2:09.384	107.1
Vta. rápida de PMH Motorsport en 2:01.508 a 114.1 Km/h en la vuelta 81													
3													
1	9	RX Pro Racing	BMW 325i	3	1	95	4:01:53.236			90.7	13	2:08.116	108.1
2	12	JDMotor	BMW 325i E30	3	2	93	4:01:42.674	12 Laps	2 Laps	88.8	39	2:08.338	107.9
3	8	Museo del Recambio	BMW E36	3	3	91	4:00:22.762	14 Laps	2 Laps	87.4	91	2:12.642	104.4
Vta. rápida de PMH Motorsport en 2:01.508 a 114.1 Km/h en la vuelta 81													

Publicada a las :.....

Comisarios Deportivos:	Director de Carrera:	Cronometrador:



Circuito del Jarama
UV Endurance RACE Jarama
Carrera 8 horas resistencia



Clasificación Provisional por Vuelta Rápida de Piloto 4 Horas

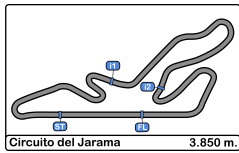
Clas	Nº	Team	Vehiculo	Cat	Clas	N.V.	V.R.	Tiempo	Dif 1º	Dif Ant.	Km/h
1	23	PMH Motorsport	Nissan Sunny GTI	2	1	26	10	2:01.508	0.000	2:01.508	114.0
2	24	PMH Motorsport	Nissan Sunny GTI	2	2	24	18	2:06.985	5.477	5.477	109.1
3	4	HLT 2	VW Golf GTI 16v	2	3	24	5	2:08.250	6.742	1.265	108.0
4	2	ASAP Racing	Honda Civic EG5	1	1	28	19	2:08.485	6.977	0.235	107.8
5	15	JER Motorsport	HONDA Civic	1	2	23	10	2:08.628	7.120	0.143	107.7
6	9	RX Pro Racing	BMW 325i	3	1	20	12	2:09.064	7.556	0.436	107.3
7	12	JDMotor	BMW 325i E30	3	2	24	24	2:09.250	7.742	0.186	107.2
8	7	IÑAKI BEGUIRISTAIN UGARTE	VW Golf	2	4	10	6	2:10.879	9.371	1.629	105.8
9	27	DRS - REPSOL Racing Team	BMW 318is E36	2	5	20	2	2:11.262	9.754	0.383	105.5
10	3	FASTPORT	BMW 320i	2	6	28	25	2:11.470	9.962	0.208	105.4
11	46	#lodecorrermuchashoras	Mazda MX5	1	3	25	24	2:12.608	11.100	1.138	104.5
12	8	Museo del Recambio	BMW E36	3	3	24	24	2:12.642	11.134	0.034	104.4
13	5	HLT mk3	VW Golf	2	7	23	19	2:15.402	13.894	2.760	102.3
14	6	ALVITRUCKSPORT	BMW 320i E36	2	8	26	18	2:16.024	14.516	0.622	101.8
15	10	INFOVA Automoción	VW Golf	2	9	17	10	2:19.941	18.433	3.917	99.0



Circuito del Jarama
 UV Endurance RACE Jarama
 Carrera 8 horas resistencia
 Distancia y Velocidad Media 4 Horas



Clas	Nº	Team	Vehiculo	Cat	Clas	N.V.	Distancia	Tiempo Total	Km/h
1	2	ASAP Racing	Honda Civic EG5	1	1	105	404.25	4:00:28.477	100.8
2	3	FASTPORT	BMW 320i	2	1	101	388.85	4:02:32.913	96.1
3	4	HLT 2	VW Golf GTI 16v	2	2	100	385.00	4:01:57.691	95.4
4	24	PMH Motorsport	Nissan Sunny GTI	2	3	99	381.15	3:52:10.328	98.5
5	46	#lodecorrermuchashoras	Mazda MX5	1	2	99	381.15	4:01:39.822	94.6
6	6	ALVITRUCKSPORT	BMW 320i E36	2	4	97	373.45	4:00:33.904	93.1
7	27	DRS - REPSOL Racing Team	BMW 318is E36	2	5	97	373.45	4:00:52.820	93.0
8	23	PMH Motorsport	Nissan Sunny GTI	2	6	97	373.45	4:01:24.617	92.8
9	9	RX Pro Racing	BMW 325i	3	1	95	365.75	4:01:53.236	90.7
10	15	JER Motorsport	HONDA Civic	1	3	93	358.05	3:50:50.613	93.0
11	12	JDMotor	BMW 325i E30	3	2	93	358.05	4:01:42.674	88.8
12	10	INFOVA Automoción	VW Golf	2	7	91	350.35	3:54:24.443	89.6
13	8	Museo del Recambio	BMW E36	3	3	91	350.35	4:00:22.762	87.4
14	5	HLT mk3	VW Golf	2	8	87	334.95	4:00:24.728	83.5
15	7	IÑAKI BEGUIRISTAIN	VW Golf	2	9	84	323.40	3:21:46.067	96.1
No clasificados: (Requerimiento: 75% del numero de vueltas del lider = 79 Vueltas)									
	1	OLIMPIA Racing	Citroen AX	1	4	35	134.75	1:32:49.096	87.1



Circuito del Jarama
UV Endurance RACE Jarama
Carrera 8 horas resistencia
Tiempos Por Vuelta 4 Horas



2

ASAP Racing

Honda Civic EG5 3

FASTPORT

BMW 320i

1

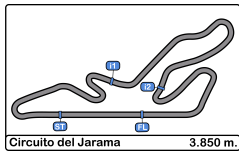
ASAP Racing

2

FASTPORT

Lap	D	Time	Sector 1	Sector 2	Sector 3	T. Spd	Elapsed	Lap	D	Time	Sector 1	Sector 2	Sector 3	T. Spd	Elapsed
1		3:01:39.517			3:01:39.517		3:01:39.517	1		3:01:59.414			3:01:59.414		3:01:59.414
2		2:11.673	50.281	44.376	37.016	169.5	3:03:51.190	2		2:16.913	52.851	46.290	37.772	178.2	3:04:16.327
3		2:11.729	50.669	44.102	36.958	164.3	3:06:02.919	3		2:14.477	50.788	44.932	38.757	176.4	3:06:30.804
4		2:11.336	50.736	43.950	36.650	170.0	3:08:14.255	4		2:13.834	51.021	45.150	37.663	177.6	3:08:44.638
5		2:10.874	50.158	43.870	36.846	172.5	3:10:25.129	5		2:12.594	50.587	45.087	36.920	175.3	3:10:57.232
6		2:11.356	50.431	44.321	36.604	166.1	3:12:36.485	6		2:18.771	50.789	49.779	38.203	177.0	3:13:16.003
7		2:12.604	50.821	44.744	37.039	171.9	3:14:49.089	7		2:13.728	50.610	45.754	37.364	177.9	3:15:29.731
8		2:13.569	51.447	45.643	36.479	164.3	3:17:02.658	8		2:12.855	51.246	44.704	36.905	170.0	3:17:42.586
9		2:12.221	50.843	44.612	36.766	171.1	3:19:14.879	9		2:13.905	51.324	45.247	37.334	179.4	3:19:56.491
10		2:10.200	50.266	43.529	36.405	171.9	3:21:25.079	10		2:12.987	50.543	45.013	37.431	177.9	3:22:09.478
11		2:11.961	51.004	44.316	36.641	173.9	3:23:37.040	11		2:19.771	55.753	45.589	38.429	141.7	3:24:29.249
12		2:10.838	50.025	44.268	36.545	173.3	3:25:47.878	12		2:12.905	50.813	45.060	37.032	175.6	3:26:42.154
13		2:10.073	49.977	43.795	36.301	171.4	3:27:57.951	13		2:13.685	50.509	45.375	37.801	180.3	3:28:55.839
14		2:10.159	50.042	43.704	36.413	171.1	3:30:08.110	14		2:26.990	1:00.827	45.999	40.164	172.5	3:31:22.829
15		2:10.040	50.024	43.745	36.271	172.8	3:32:18.150	15		2:15.307	51.756	45.577	37.974	169.2	3:33:38.136
16		2:10.126	49.858	43.633	36.635	171.7	3:34:28.276	16		2:14.944	52.090	45.430	37.424	171.1	3:35:53.080
17		2:09.630	49.809	43.573	36.248	172.2	3:36:37.906	17		2:16.355	52.387	46.057	37.911	175.0	3:38:09.435
18		2:10.089	49.809	43.576	36.704	172.5	3:38:47.995	18		2:13.477	50.508	45.333	37.636	177.3	3:40:22.912
19		2:08.485	49.029	43.197	36.259	171.9	3:40:56.480	19		2:13.158	50.620	44.980	37.558	177.3	3:42:36.070
20		2:10.248	49.543	43.377	37.328	169.2	3:43:06.728	20		2:11.530	50.342	44.464	36.724	178.8	3:44:47.600
21		2:10.257	49.685	44.057	36.515	170.6	3:45:16.985	21		2:12.602	51.242	44.248	37.112	175.8	3:47:00.202
22		2:09.764	49.594	43.796	36.374	170.0	3:47:26.749	22		2:12.326	50.271	44.855	37.200	180.9	3:49:12.528
23		2:11.010	49.450	44.462	37.098	171.7	3:49:37.759	23		2:12.647	50.489	45.205	36.953	176.7	3:51:25.175
24		2:10.208	49.885	43.961	36.362	169.8	3:51:47.967	24		2:13.063	50.138	45.035	37.890	175.3	3:53:38.238
25		2:11.394	50.350	44.645	36.399	169.0	3:53:59.361	25		2:11.470	50.232	44.023	37.215	175.6	3:55:49.708
26		2:08.990	49.574	43.252	36.164	170.8	3:56:08.351	26		2:14.345	50.671	46.338	37.336	176.4	3:58:04.053
27		2:08.617	49.245	43.192	36.180	173.9	3:58:16.968	27		2:14.688	51.099	45.527	38.062	177.9	4:00:18.741
28		2:11.509	49.835	45.625	36.049	172.2	4:00:28.477	28		2:14.172	50.741	45.534	37.897	174.4	4:02:32.913
29			49.499	43.823		173.0									





Circuito del Jarama
UV Endurance RACE Jarama
Carrera 8 horas resistencia
Tiempos Por Vuelta 4 Horas



4

HLT 2

2

VW Golf GTI 16v

5

HLT 2

HLT mk3

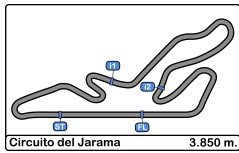
2

VW Golf

HLT mk3

Lap	D	Time	Sector 1	Sector 2	Sector 3	T. Spd	Elapsed	Lap	D	Time	Sector 1	Sector 2	Sector 3	T. Spd	Elapsed
1		3:02:25.126		3:01:49.029	36.097		3:02:25.126	1		3:10:02.489	3:08:34.288	49.431	38.770	72.2	3:10:02.489
2		2:08.837	49.313	43.262	36.262	165.3	3:04:33.963	2		2:17.431	51.789	47.484	38.158	159.2	3:12:19.920
3		2:08.722	49.330	43.244	36.148	168.2	3:06:42.685	3		2:17.311	51.621	47.744	37.946	162.6	3:14:37.231
4		2:08.415	48.782	43.201	36.432	176.1	3:08:51.100	4		2:18.551	53.153	47.224	38.174	163.3	3:16:55.782
5		2:08.250	49.122	43.437	35.691	177.0	3:10:59.350	5		2:17.550	51.783	47.336	38.431	161.4	3:19:13.332
6		2:10.447	50.184	44.224	36.039	176.1	3:13:09.797	6		2:19.730	54.646	46.784	38.300	161.1	3:21:33.062
7		2:10.931	50.033	44.053	36.845	165.8	3:15:20.728	7		2:16.784	51.752	46.707	38.325	161.4	3:23:49.846
8		2:21.319 P	50.387	43.751	47.181	162.1	3:17:42.047	8		2:17.137	51.356	47.818	37.963	161.9	3:26:06.983
9		11:39.654	10:17.913	44.597	37.144	69.9	3:29:21.701	9		2:17.771	52.772	47.189	37.810	159.5	3:28:24.754
10		2:11.618	50.166	44.767	36.685	160.7	3:31:33.319	10		2:16.354	51.485	46.738	38.131	160.4	3:30:41.108
11		2:10.520	49.629	44.303	36.588	161.9	3:33:43.839	11		2:19.752	51.807	48.234	39.711	162.8	3:33:00.860
12		2:10.052	49.930	43.881	36.241	160.4	3:35:53.891	12		2:17.701	52.753	46.632	38.316	159.0	3:35:18.561
13		2:11.023	50.609	43.913	36.501	163.1	3:38:04.914	13		2:15.860	51.288	46.680	37.892	161.9	3:37:34.421
14		2:10.620	50.154	44.183	36.283	157.8	3:40:15.534	14		2:16.438	51.888	46.459	38.091	159.0	3:39:50.859
15		2:09.520	49.165	43.965	36.390	170.0	3:42:25.054	15		2:16.324	51.993	46.192	38.139	158.5	3:42:07.183
16		2:10.179	49.591	44.235	36.353	164.6	3:44:35.233	16		2:17.400	51.723	47.796	37.881	160.0	3:44:24.583
17		2:11.481	49.921	44.347	37.213	160.2	3:46:46.714	17		2:15.474	51.456	46.310	37.708	163.1	3:46:40.057
18		2:09.890	49.333	44.311	36.246	162.6	3:48:56.604	18		2:18.903	53.058	48.088	37.757	159.7	3:48:58.960
19		2:09.348	49.820	43.495	36.033	161.9	3:51:05.952	19		2:15.402	51.193	46.502	37.707	162.6	3:51:14.362
20		2:08.387	49.159	43.192	36.036	164.8	3:53:14.339	20		2:15.660	51.376	46.509	37.775	160.9	3:53:30.022
21		2:10.128	49.457	44.036	36.635	165.1	3:55:24.467	21		2:16.342	51.743	46.439	38.160	159.7	3:55:46.364
22		2:10.927	49.695	45.227	36.005	161.6	3:57:35.394	22		2:19.964	52.227	48.827	38.910	160.4	3:58:06.328
23		2:09.479	49.566	43.854	36.059	162.6	3:59:44.873	23		2:18.400	51.807	48.369	38.224	161.1	4:00:24.728
24		2:12.818	49.814	46.114	36.890	160.7	4:01:57.691	24			52.942	47.676		161.1	





Circuito del Jarama
UV Endurance RACE Jarama
Carrera 8 horas resistencia
Tiempos Por Vuelta 4 Horas



6

ALVITRUCKSPORT

BMW 320i E36 7

IÑAKI BEGUIRISTAIN UGARTE

VW Golf

2

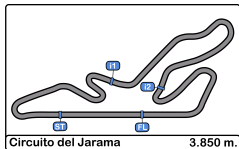
ALVITRUCKSPORT

2

ENZO Racing Team

Lap	D	Time	Sector 1	Sector 2	Sector 3	T. Spd	Elapsed	Lap	D	Time	Sector 1	Sector 2	Sector 3	T. Spd	Elapsed
1		3:03:09.563	3:01:43.534	46.730	39.299		3:03:09.563	1		3:01:59.992			3:01:59.992		3:01:59.992
2		2:19.147	52.822	47.723	38.602	164.3	3:05:28.710	2		2:12.916	51.157	44.793	36.966	171.9	3:04:12.908
3		2:18.434	52.196	46.748	39.490	165.1	3:07:47.144	3		2:11.344	50.239	44.346	36.759	165.6	3:06:24.252
4		2:18.135	52.350	46.933	38.852	165.6	3:10:05.279	4		2:12.019	50.504	45.032	36.483	166.9	3:08:36.271
5		2:17.492	51.895	46.732	38.865	161.9	3:12:22.771	5		2:11.516	50.280	44.588	36.648	170.8	3:10:47.787
6		2:19.041	52.393	47.787	38.861	162.1	3:14:41.812	6		2:10.879	50.146	44.458	36.275	171.9	3:12:58.666
7		2:18.142	52.110	47.101	38.931	165.3	3:16:59.954	7		2:11.044	50.171	44.225	36.648	170.0	3:15:09.710
8		2:19.562	52.460	48.065	39.037	166.1	3:19:19.516	8		2:10.990	50.176	44.548	36.266	172.2	3:17:20.700
9		2:16.562	51.546	46.592	38.424	166.9	3:21:36.078	9		2:13.071	51.102	45.386	36.583	176.7	3:19:33.771
10		2:17.138	51.788	46.297	39.053	163.3	3:23:53.216	10		2:12.296	50.664	45.146	36.486	172.5	3:21:46.067
11		2:20.055	52.586	48.181	39.288	160.0	3:26:13.271								
12		2:17.323	51.738	46.766	38.819	166.9	3:28:30.594								
13		2:16.726	51.413	47.014	38.299	167.7	3:30:47.320								
14		2:16.512	51.553	46.508	38.451	167.9	3:33:03.832								
15		2:17.646	51.749	47.372	38.525	162.8	3:35:21.478								
16		2:16.322	51.193	46.728	38.401	166.9	3:37:37.800								
17		2:16.120	51.874	46.245	38.001	165.6	3:39:53.920								
18		2:16.024	51.739	46.085	38.200	166.6	3:42:09.944								
19		2:17.135	51.952	46.732	38.451	165.6	3:44:27.079								
20		2:20.197	53.730	47.297	39.170	167.4	3:46:47.276								
21		2:16.684	51.776	46.434	38.474	160.9	3:49:03.960								
22		2:16.813	51.948	46.798	38.067	164.6	3:51:20.773								
23		2:17.441	52.122	46.740	38.579	165.1	3:53:38.214								
24		2:18.511	51.965	46.965	39.581	164.6	3:55:56.725								
25		2:17.944	53.200	46.285	38.459	155.8	3:58:14.669								
26		2:19.235	51.884	48.779	38.572	162.4	4:00:33.904								
27			51.672	47.115		167.9									





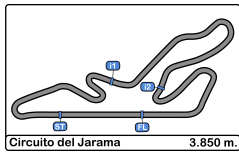
Circuito del Jarama
UV Endurance RACE Jarama
Carrera 8 horas resistencia
Tiempos Por Vuelta 4 Horas



8 Museo del Recambio BMW E36 9 RX Pro Racing BMW 325i
 3 Museo del Recambio 3 RX Pro Racing

Lap	D	Time	Sector 1	Sector 2	Sector 3	T. Spd	Elapsed	Lap	D	Time	Sector 1	Sector 2	Sector 3	T. Spd	Elapsed
1		3:02:08.428			3:02:08.428		3:02:08.428	1		3:02:38.407			3:02:00.050	38.357	3:02:38.407
2		2:16.489	50.675	47.191	38.623	165.1	3:04:24.917	2		2:17.627	52.444	47.122	38.061	163.3	3:04:56.034
3		2:26.648 P	51.422	46.066	49.160	168.2	3:06:51.565	3		2:27.242 P	52.413	47.411	47.418	160.7	3:07:23.276
4		8:37.382	7:11.217	48.065	38.100	60.3	3:15:28.947	4		19:16.321	17:54.021	45.358	36.942	80.5	3:26:39.597
5		2:17.094	53.377	46.150	37.567	169.0	3:17:46.041	5		2:11.871	50.764	44.172	36.935	171.1	3:28:51.468
6		2:14.842	50.986	46.218	37.638	171.1	3:20:00.883	6		2:23.592	1:00.178	44.433	38.981	169.2	3:31:15.060
7		2:14.496	51.211	45.894	37.391	173.0	3:22:15.379	7		2:14.763	51.965	44.952	37.846	159.0	3:33:29.823
8		2:18.172	54.764	46.148	37.260	111.9	3:24:33.551	8		2:15.110	51.748	45.484	37.878	167.1	3:35:44.933
9		2:14.442	50.969	45.747	37.726	172.5	3:26:47.993	9		2:11.810	50.538	44.273	36.999	162.1	3:37:56.743
10		2:17.244	51.947	47.346	37.951	159.5	3:29:05.237	10		2:12.547	51.247	44.827	36.473	172.2	3:40:09.290
11		2:16.279	52.724	45.708	37.847	161.1	3:31:21.516	11		2:11.417	49.675	45.349	36.393	170.6	3:42:20.707
12		2:13.598	50.632	45.463	37.503	160.4	3:33:35.114	12		2:09.064	49.355	43.557	36.152	176.7	3:44:29.771
13		2:13.819	51.220	45.362	37.237	154.7	3:35:48.933	13		2:11.640	50.272	44.209	37.159	175.8	3:46:41.411
14		2:13.219	50.781	45.249	37.189	162.6	3:38:02.152	14		2:11.200	50.876	44.192	36.132	166.4	3:48:52.611
15		2:13.014	50.534	45.192	37.288	163.3	3:40:15.166	15		2:09.776	49.256	43.994	36.526	174.1	3:51:02.387
16		2:14.359	51.485	45.132	37.742	151.6	3:42:29.525	16		2:10.405	49.253	44.503	36.649	174.4	3:53:12.792
17		2:15.950	51.232	45.863	38.855	165.6	3:44:45.475	17		2:10.966	50.202	44.171	36.593	175.8	3:55:23.758
18		2:13.107	50.829	45.307	36.971	164.1	3:46:58.582	18		2:11.021	50.261	44.566	36.194	175.3	3:57:34.779
19		2:15.241	50.381	45.755	39.105	162.6	3:49:13.823	19		2:09.326	49.658	43.314	36.354	176.1	3:59:44.105
20		2:13.623	50.913	45.255	37.455	165.1	3:51:27.446	20		2:09.131	49.465	43.243	36.423	171.7	4:01:53.236
21		2:12.712	50.737	45.086	36.889	168.2	3:53:40.158								
22		2:16.629	50.719	47.002	38.908	166.1	3:55:56.787								
23		2:13.333	50.873	45.454	37.006	157.4	3:58:10.120								
24		2:12.642	50.140	45.512	36.990	166.6	4:00:22.762								
25			50.627	46.457		163.1									





Circuito del Jarama
UV Endurance RACE Jarama
Carrera 8 horas resistencia
Tiempos Por Vuelta 4 Horas



10

INFOVA Automoción

VW Golf 12

JDMotor

BMW 325i E30

2

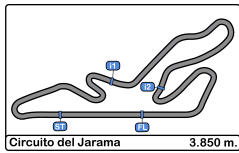
INFOVA Automoción

3

JDMotor

Lap	D	Time	Sector 1	Sector 2	Sector 3	T. Spd	Elapsed	Lap	D	Time	Sector 1	Sector 2	Sector 3	T. Spd	Elapsed
1		3:02:04.810			3:02:04.810		3:02:04.810	1		3:03:47.438	3:02:23.451	45.491	38.496	158.3	3:03:47.438
2		2:20.793	53.044	48.998	38.751	161.6	3:04:25.603	2		2:14.701	51.936	45.303	37.462	165.8	3:06:02.139
3		2:20.073	52.087	47.531	40.455	158.3	3:06:45.676	3		2:15.056	51.249	46.171	37.636	170.6	3:08:17.195
4		2:29.560 P	52.926	47.930	48.704	157.8	3:09:15.236	4		2:11.837	50.446	44.741	36.650	176.7	3:10:29.032
5		16:36.902	15:07.372	49.350	40.180	82.3	3:25:52.138	5		2:13.386	50.842	45.338	37.206	170.6	3:12:42.418
6		2:24.128	55.308	48.673	40.147	155.1	3:28:16.266	6		2:23.968 P	51.248	45.161	47.559	162.4	3:15:06.386
7		2:21.048	54.272	47.478	39.298	157.4	3:30:37.314	7		9:29.416	8:07.105	45.216	37.095	66.6	3:24:35.802
8		2:23.441	54.733	48.687	40.021	156.2	3:33:00.755	8		2:12.441	51.289	44.367	36.785	163.3	3:26:48.243
9		2:21.993	54.387	48.826	38.780	153.8	3:35:22.748	9		2:11.206	50.492	44.132	36.582	165.8	3:28:59.449
10		2:19.941	52.842	47.876	39.223	162.1	3:37:42.689	10		2:16.061	55.582	44.077	36.402	163.1	3:31:15.510
11		2:21.270	53.643	48.313	39.314	159.0	3:40:03.959	11		2:10.485	50.075	43.797	36.613	161.6	3:33:25.995
12		2:21.026	53.171	48.530	39.325	159.0	3:42:24.985	12		2:11.464	50.582	43.849	37.033	167.4	3:35:37.459
13		2:20.685	53.129	47.576	39.980	155.8	3:44:45.670	13		2:10.497	50.197	43.642	36.658	166.1	3:37:47.956
14		2:22.326	54.489	47.893	39.944	144.3	3:47:07.996	14		2:12.644	50.377	45.235	37.032	162.8	3:40:00.600
15		2:21.767	53.009	48.330	40.428	159.2	3:49:29.763	15		2:10.955	50.492	44.093	36.370	164.3	3:42:11.555
16		2:25.991	56.434	48.566	40.991	134.4	3:51:55.754	16		2:10.590	50.452	43.924	36.214	173.3	3:44:22.145
17		2:28.689 P	54.135	47.479	47.075	152.9	3:54:24.443	17		2:09.863	50.034	43.672	36.157	164.6	3:46:32.008
								18		2:09.314	49.640	43.502	36.172	160.2	3:48:41.322
								19		2:09.563	49.701	43.569	36.293	163.8	3:50:50.885
								20		2:09.774	49.949	43.584	36.241	162.4	3:53:00.659
								21		2:11.368	50.340	44.358	36.670	168.7	3:55:12.027
								22		2:10.617	50.526	43.685	36.406	159.0	3:57:22.644
								23		2:10.780	49.889	44.415	36.476	166.4	3:59:33.424
								24		2:09.250	49.716	43.313	36.221	164.8	4:01:42.674
								25			49.305			176.1	





Circuito del Jarama
UV Endurance RACE Jarama
Carrera 8 horas resistencia
Tiempos Por Vuelta 4 Horas



15

JER Motorsport

HONDA Civic **23**

PMH Motorsport

Nissan Sunny GTI

1

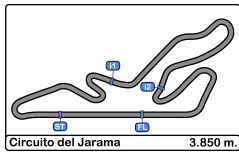
JER Motorsport

2

PMH Motorsport

Lap	D	Time	Sector 1	Sector 2	Sector 3	T. Spd	Elapsed	Lap	D	Time	Sector 1	Sector 2	Sector 3	T. Spd	Elapsed
1		3:01:52.980			3:01:52.980		3:01:52.980	1		3:02:19.304			3:01:44.509	34.795	3:02:19.304
2		2:11.912	51.072	44.197	36.643	166.9	3:04:04.892	2		2:05.226	46.984	41.715	36.527	174.1	3:04:24.530
3		2:09.819	49.692	43.387	36.740	167.9	3:06:14.711	3		2:03.315	47.541	41.347	34.427	170.6	3:06:27.845
4		2:11.713	51.172	44.093	36.448	165.6	3:08:26.424	4		2:04.097	47.197	41.796	35.104	175.8	3:08:31.942
5		2:11.902	50.618	44.929	36.355	167.9	3:10:38.326	5		2:03.368	47.098	41.768	34.502	176.7	3:10:35.310
6		2:09.579	49.732	43.243	36.604	169.5	3:12:47.905	6		2:02.786	46.743	41.806	34.237	177.0	3:12:38.096
7		2:10.054	49.716	43.624	36.714	164.6	3:14:57.959	7		2:03.235	47.007	41.315	34.913	181.5	3:14:41.331
8		2:09.190	49.408	43.330	36.452	170.3	3:17:07.149	8		2:03.226	47.514	41.323	34.389	175.6	3:16:44.557
9		2:09.870	50.173	43.774	35.923	170.3	3:19:17.019	9		2:02.147	46.666	41.266	34.215	176.4	3:18:46.704
10		2:08.628	49.822	43.146	35.660	177.9	3:21:25.647	10		2:01.508	46.505	40.772	34.231	181.2	3:20:48.212
11		2:09.967	49.438	43.890	36.639	174.4	3:23:35.614	11		2:02.278	46.820	41.199	34.259	177.6	3:22:50.490
12		2:10.743	50.566	44.625	35.552	166.4	3:25:46.357	12		2:03.926	48.436	41.036	34.454	159.7	3:24:54.416
13		2:09.313	49.565	43.583	36.165	171.4	3:27:55.670	13		2:02.006	46.878	40.713	34.415	173.9	3:26:56.422
14		2:09.581	49.874	43.759	35.948	165.6	3:30:05.251	14		2:02.969	46.931	41.254	34.784	174.7	3:28:59.391
15		2:10.913	50.329	44.630	35.954	162.4	3:32:16.164	15		2:09.313	53.211	41.475	34.627	180.9	3:31:08.704
16		2:09.917	50.160	44.134	35.623	170.6	3:34:26.081	16		2:01.898	46.718	40.751	34.429	174.4	3:33:10.602
17		2:09.679	49.963	43.725	35.991	165.3	3:36:35.760	17		2:05.506	46.889	44.273	34.344	174.4	3:35:16.108
18		2:08.818	49.152	43.300	36.366	169.0	3:38:44.578	18		2:02.305	46.672	41.171	34.462	174.4	3:37:18.413
19		2:16.230	50.034	48.517	37.679	169.0	3:41:00.808	19		2:02.517	46.993	41.373	34.151	176.1	3:39:20.930
20		2:20.608	51.655	49.661	39.292	149.5	3:43:21.416	20		2:02.029	46.825	40.876	34.328	174.7	3:41:22.959
21		2:21.038	52.559	49.452	39.027	151.4	3:45:42.454	21		2:02.541	46.845	40.657	35.039	175.6	3:43:25.500
22		2:24.712	52.578	53.298	38.836	150.2	3:48:07.166	22		2:11.308 P	46.952	40.879	43.477	179.7	3:45:36.808
23		2:43.447 P	57.036	55.859	50.552	144.5	3:50:50.613	23		9:28.549	8:11.151	42.296	35.102	83.5	3:55:05.357
24			10:48.658	46.783		76.1		24		2:04.497	48.202	41.439	34.856	173.3	3:57:09.854
								25		2:06.402	48.123	41.718	36.561	179.1	3:59:16.256
								26		2:08.361	49.042	42.114	37.205	171.1	4:01:24.617
								27			49.912			163.6	





Circuito del Jarama
UV Endurance RACE Jarama
Carrera 8 horas resistencia
Tiempos Por Vuelta 4 Horas



24

PMH Motorsport

Nissan Sunny GTI 27

DRS - REPSOL Racing Team

BMW 318is E36

2

PMH Motorsport

2

DRS - REPSOL Racing Team

Lap	D	Time	Sector 1	Sector 2	Sector 3	T. Spd	Elapsed	Lap	D	Time	Sector 1	Sector 2	Sector 3	T. Spd	Elapsed
1		3:02:25.949		3:01:50.569	35.380		3:02:25.949	1		3:01:55.664			3:01:55.664		3:01:55.664
2		2:09.039	49.407	44.013	35.619	162.8	3:04:34.988	2		2:11.262	49.821	44.449	36.992	174.7	3:04:06.926
3		2:08.554	49.362	43.592	35.600	164.8	3:06:43.542	3		2:12.232	49.936	44.647	37.649	172.8	3:06:19.158
4		2:08.086	49.319	43.086	35.681	166.9	3:08:51.628	4		2:12.949	50.691	44.936	37.322	169.0	3:08:32.107
5		2:09.214	49.449	43.763	36.002	167.9	3:11:00.842	5		2:11.973	50.223	44.492	37.258	172.2	3:10:44.080
6		2:09.812	49.123	44.832	35.857	177.6	3:13:10.654	6		2:12.135	50.305	44.864	36.966	173.9	3:12:56.215
7		2:10.187	49.617	44.828	35.742	165.3	3:15:20.841	7		2:12.462	50.016	44.901	37.545	173.3	3:15:08.677
8		2:08.499	49.147	43.421	35.931	169.0	3:17:29.340	8		2:11.640	50.107	44.370	37.163	168.2	3:17:20.317
9		2:10.090	49.983	44.230	35.877	164.6	3:19:39.430	9		2:13.008	50.763	45.086	37.159	174.1	3:19:33.325
10		2:07.972	49.402	43.181	35.389	169.0	3:21:47.402	10		2:12.528	50.340	44.823	37.365	171.7	3:21:45.853
11		2:11.569	51.299	43.935	36.335	168.7	3:23:58.971	11		2:53.021 P	1:13.697	50.325	48.999	173.0	3:24:38.874
12		2:08.919	49.231	44.250	35.438	166.1	3:26:07.890	12		18:27.688	17:01.836	47.049	38.803	64.4	3:43:06.562
13		2:08.142	49.409	43.513	35.220	166.4	3:28:16.032	13		2:14.178	51.359	45.449	37.370	149.7	3:45:20.740
14		2:09.216	49.700	43.745	35.771	167.9	3:30:25.248	14		2:12.955	50.525	45.308	37.122	172.8	3:47:33.695
15		2:09.590	50.076	43.957	35.557	160.4	3:32:34.838	15		2:11.947	50.087	44.496	37.364	175.8	3:49:45.642
16		2:10.032	50.039	44.196	35.797	170.3	3:34:44.870	16		2:11.694	49.670	44.521	37.503	174.7	3:51:57.336
17		2:08.542	49.404	43.122	36.016	166.6	3:36:53.412	17		2:12.288	50.253	44.675	37.360	172.5	3:54:09.624
18		2:06.985	48.817	42.595	35.573	171.9	3:39:00.397	18		2:11.608	49.924	44.572	37.112	174.1	3:56:21.232
19		2:09.496	49.042	44.706	35.748	167.7	3:41:09.893	19		2:11.616	49.796	44.766	37.054	173.6	3:58:32.848
20		2:09.008	49.335	43.638	36.035	170.6	3:43:18.901	20		2:19.972	49.909	48.638	41.425	173.0	4:00:52.820
21		2:09.740	49.367	42.990	37.383	165.6	3:45:28.641	21			53.080	45.649		164.8	
22		2:11.593	50.764	44.008	36.821	157.6	3:47:40.234								
23		2:10.245	49.630	44.140	36.475	164.1	3:49:50.479								
24		2:19.849 P	51.827	44.030	43.992	154.9	3:52:10.328								





Circuito del Jarama
UV Endurance RACE Jarama
Carrera 8 horas resistencia
Tiempos Por Vuelta 4 Horas



46

#lodecorremuchashoras

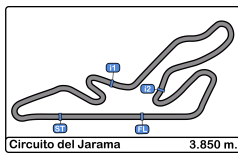
Mazda MX5

1

#lodecorremuchashoras

Lap	D	Time	Sector 1	Sector 2	Sector 3	T. Spd	Elapsed
1		3:08:13.514	3:06:48.880	46.164	38.470	74.8	3:08:13.514
2		2:15.347	52.373	45.544	37.430	156.5	3:10:28.861
3		2:14.601	51.527	46.005	37.069	161.9	3:12:43.462
4		2:13.959	50.689	45.446	37.824	163.3	3:14:57.421
5		2:14.038	50.829	45.774	37.435	158.3	3:17:11.459
6		2:13.438	50.467	45.592	37.379	160.2	3:19:24.897
7		2:13.709	51.502	45.337	36.870	160.9	3:21:38.606
8		2:13.733	50.497	45.401	37.835	162.4	3:23:52.339
9		2:13.131	50.497	45.416	37.218	161.6	3:26:05.470
10		2:13.641	50.851	45.278	37.512	156.9	3:28:19.111
11		2:12.818	50.589	45.206	37.023	161.1	3:30:31.929
12		2:14.439	50.605	45.306	38.528	157.2	3:32:46.368
13		2:14.276	51.124	45.642	37.510	155.1	3:35:00.644
14		2:13.851	50.616	45.683	37.552	156.9	3:37:14.495
15		2:12.775	50.632	45.034	37.109	156.5	3:39:27.270
16		2:13.174	50.727	45.427	37.020	157.2	3:41:40.444
17		2:13.983	50.986	45.338	37.659	154.9	3:43:54.427
18		2:14.151	51.110	45.449	37.592	157.8	3:46:08.578
19		2:12.880	50.654	45.178	37.048	158.5	3:48:21.458
20		2:13.331	50.937	45.435	36.959	157.8	3:50:34.789
21		2:13.544	50.898	45.516	37.130	155.3	3:52:48.333
22		2:13.259	50.724	45.309	37.226	155.6	3:55:01.592
23		2:12.785	50.663	45.138	36.984	156.9	3:57:14.377
24		2:12.608	50.277	45.186	37.145	157.4	3:59:26.985
25		2:12.837	50.449	45.302	37.086	156.5	4:01:39.822
26			50.602			157.2	





Circuito del Jarama
UV Endurance RACE Jarama
Carrera 8 horas resistencia
Análisis 4 Horas



Num Tiempo Vta. Dif. 1º

Vta 1

2	3:01:39.517	
15	3:01:52.980	13.463
27	3:01:55.664	16.147
3	3:01:59.414	19.897
7	3:01:59.992	20.475
10	3:02:04.810	25.293
8	3:02:08.428	28.911
23	3:02:19.304	39.787
4	3:02:25.126	45.609
24	3:02:25.949	46.432
9	3:02:38.407	58.890
6	3:03:09.563	1:30.046
12	3:03:47.438	2:07.921

Num Tiempo Vta. Dif. 1º

Vta 2

2	2:11.673	
15	2:11.912	13.702
27	2:11.262	15.736
7	2:12.916	21.718
3	2:16.913	25.137
23	2:05.226	33.340
8	2:16.489	33.727
10	2:20.793	34.413
4	2:08.837	42.773
24	2:09.039	43.798
9	2:17.627	1:04.844
6	2:19.147	1:37.520
12	2:14.701	2:10.949

Num Tiempo Vta. Dif. 1º

Vta 3

2	2:11.729	
15	2:09.819	11.792
27	2:12.232	16.239
7	2:11.344	21.333
23	2:03.315	24.926
3	2:14.477	27.885
4	2:08.722	39.766
24	2:08.554	40.623
10	2:20.073	42.757

8	2:26.648	48.646
9	2:27.242	1:20.357
6	2:18.434	1:44.225

46	3:08:13.514	2 Laps
----	-------------	--------

Num Tiempo Vta. Dif. 1º

Vta 4

2	2:11.336	
12	2:15.056	1 Lap
15	2:11.713	12.169
23	2:04.097	17.687
27	2:12.949	17.852
7	2:12.019	22.016
3	2:13.834	30.383
4	2:08.415	36.845
24	2:08.086	37.373
10	2:29.560	1:00.981
5	3:10:02.489	3 Laps
6	2:18.135	1:51.024

Num Tiempo Vta. Dif. 1º

Vta 5

2	2:10.874	
46	2:15.347	3 Laps
12	2:11.837	1 Lap
23	2:03.368	10.181
15	2:11.902	13.197
27	2:11.973	18.951
7	2:11.516	22.658
3	2:12.594	32.103
4	2:08.250	34.221
24	2:09.214	35.713
5	2:17.431	3 Laps
6	2:17.492	1:57.642

Num Tiempo Vta. Dif. 1º

Vta 6

2	2:11.356	
23	2:02.786	01.611
12	2:13.386	1 Lap
46	2:14.601	3 Laps
15	2:09.579	11.420
27	2:12.135	19.730
7	2:10.879	22.181

4	2:10.447	33.312
24	2:09.812	34.169
3	2:18.771	39.518

5	2:17.311	3 Laps
---	----------	--------

Num Tiempo Vta. Dif. 1º

Vta 7

23	2:03.235	
6	2:19.041	1 Lap
2	2:12.604	07.758
46	2:13.959	3 Laps
15	2:10.054	16.628
12	2:23.968	1 Lap
27	2:12.462	27.346
7	2:11.044	28.379
4	2:10.931	39.397
24	2:10.187	39.510
8	8:37.382	3 Laps
3	2:13.728	48.400

Num Tiempo Vta. Dif. 1º

Vta 8

23	2:03.226	
5	2:18.551	4 Laps
6	2:18.142	1 Lap
2	2:13.569	18.101
15	2:09.190	22.592
46	2:14.038	3 Laps
27	2:11.640	35.760
7	2:10.990	36.143
24	2:08.499	44.783
4	2:21.319	57.490
3	2:12.855	58.029
8	2:17.094	3 Laps

Num Tiempo Vta. Dif. 1º

Vta 9

23	2:02.147	
5	2:17.550	4 Laps
2	2:12.221	28.175
15	2:09.870	30.315
6	2:19.562	1 Lap
46	2:13.438	3 Laps
27	2:13.008	46.621

7	2:13.071	47.067
24	2:10.090	52.726
3	2:13.905	1:09.787

8	2:14.842	3 Laps
---	----------	--------

Num Tiempo Vta. Dif. 1º

Vta 10

23	2:01.508	
2	2:10.200	36.867
15	2:08.628	37.435
5	2:19.730	4 Laps
6	2:16.562	1 Lap
46	2:13.709	3 Laps
27	2:12.528	57.641
7	2:12.296	57.855
24	2:07.972	59.190
3	2:12.987	1:21.266
8	2:14.496	3 Laps

Num Tiempo Vta. Dif. 1º

Vta 11

23	2:02.278	
15	2:09.967	45.124
2	2:11.961	46.550
5	2:16.784	4 Laps
46	2:13.733	3 Laps
6	2:17.138	1 Lap
24	2:11.569	1:08.481
3	2:19.771	1:38.759
8	2:18.172	3 Laps
12	9:29.416	4 Laps
27	2:53.021	1:48.384

Num Tiempo Vta. Dif. 1º

Vta 12

23	2:03.926	
15	2:10.743	51.941
2	2:10.838	53.462
10	16:36.902	7 Laps
46	2:13.131	3 Laps
5	2:17.137	4 Laps
24	2:08.919	1:13.474
6	2:20.055	1 Lap
9	19:16.321	8 Laps

3	2:12.905	1:47.738
8	2:14.442	3 Laps
12	2:12.441	4 Laps

8	2:14.442	3 Laps
12	2:12.441	4 Laps

Num Tiempo Vta. Dif. 1º

Vta 13

23	2:02.006	
15	2:09.313	59.248
2	2:10.073	1:01.529
24	2:08.142	1:19.610
10	2:24.128	7 Laps
46	2:13.641	3 Laps
5	2:17.771	4 Laps
6	2:17.323	1 Lap
9	2:11.871	8 Laps
3	2:13.685	1:59.417

Num Tiempo Vta. Dif. 1º

Vta 14

23	2:02.969	
12	2:11.206	5 Laps
8	2:17.244	4 Laps
4	11:39.654	5 Laps
15	2:09.581	1:05.860
2	2:10.159	1:08.719
24	2:09.216	1:25.857
46	2:12.818	3 Laps
10	2:21.048	7 Laps
5	2:16.354	4 Laps
6	2:16.726	1 Lap

Num Tiempo Vta. Dif. 1º

Vta 15

23	2:09.313	
9	2:23.592	9 Laps
12	2:16.061	5 Laps
8	2:16.279	4 Laps
3	2:26.990	1 Lap
4	2:11.618	5 Laps
15	2:10.913	1:07.460
2	2:10.040	1:09.446
24	2:09.590	1:26.134
46	2:14.439	3 Laps
10	2:23.441	7 Laps





Circuito del Jarama
UV Endurance RACE Jarama
Carrera 8 horas resistencia
Análisis 4 Horas



5	2:19.752	4 Laps
6	2:16.512	1 Lap
Num	Tiempo Vta.	Dif. 1º

Vta 16

23	2:01.898	
12	2:10.485	5 Laps
9	2:14.763	9 Laps
8	2:13.598	4 Laps
3	2:15.307	1 Lap
4	2:10.520	5 Laps
15	2:09.917	1:15.479
2	2:10.126	1:17.674
24	2:10.032	1:34.268
46	2:14.276	3 Laps
Num	Tiempo Vta.	Dif. 1º

Vta 17

23	2:05.506	
5	2:17.701	5 Laps
6	2:17.646	2 Laps
10	2:21.993	8 Laps
12	2:11.464	5 Laps
9	2:15.110	9 Laps
8	2:13.819	4 Laps
3	2:14.944	1 Lap
4	2:10.052	5 Laps
15	2:09.679	1:19.652
2	2:09.630	1:21.798
24	2:08.542	1:37.304
46	2:13.851	3 Laps
Num	Tiempo Vta.	Dif. 1º

Vta 18

23	2:02.305	
5	2:15.860	5 Laps
6	2:16.322	2 Laps
10	2:19.941	8 Laps
12	2:10.497	5 Laps
9	2:11.810	9 Laps
8	2:13.219	4 Laps
4	2:11.023	5 Laps
3	2:16.355	1 Lap
15	2:08.818	1:26.165

2	2:10.089	1:29.582
24	2:06.985	1:41.984
Num	Tiempo Vta.	Dif. 1º

Vta 19

23	2:02.517	
46	2:12.775	4 Laps
5	2:16.438	5 Laps
6	2:16.120	2 Laps
12	2:12.644	5 Laps
10	2:21.270	8 Laps
9	2:12.547	9 Laps
8	2:13.014	4 Laps
4	2:10.620	5 Laps
3	2:13.477	1 Lap
2	2:08.485	1:35.550
15	2:16.230	1:39.878
24	2:09.496	1:48.963
Num	Tiempo Vta.	Dif. 1º

Vta 20

23	2:02.029	
46	2:13.174	4 Laps
5	2:16.324	5 Laps
6	2:16.024	2 Laps
12	2:10.955	5 Laps
9	2:11.417	9 Laps
10	2:21.026	8 Laps
4	2:09.520	5 Laps
8	2:14.359	4 Laps
3	2:13.158	1 Lap
27	18:27.688	8 Laps
2	2:10.248	1:43.769
24	2:09.008	1:55.942
15	2:20.608	1:58.457
Num	Tiempo Vta.	Dif. 1º

Vta 21

23	2:02.541	
46	2:13.983	4 Laps
12	2:10.590	5 Laps
5	2:17.400	5 Laps
6	2:17.135	2 Laps
9	2:09.064	9 Laps

4	2:10.179	5 Laps
8	2:15.950	4 Laps
10	2:20.685	8 Laps
3	2:11.530	1 Lap
2	2:10.257	1:51.485
27	2:14.178	8 Laps
24	2:09.740	2:03.141
Num	Tiempo Vta.	Dif. 1º

Vta 22

23	2:11.308	
15	2:21.038	1 Lap
46	2:14.151	4 Laps
12	2:09.863	5 Laps
5	2:15.474	5 Laps
9	2:11.640	9 Laps
4	2:11.481	5 Laps
6	2:20.197	2 Laps
8	2:13.107	4 Laps
3	2:12.602	1 Lap
10	2:22.326	8 Laps
2	2:09.764	1:49.941
27	2:12.955	8 Laps
24	2:11.593	2:03.426
15	2:24.712	2:30.358
46	2:12.880	3 Laps
12	2:09.314	4 Laps
9	2:11.200	8 Laps
4	2:09.890	4 Laps
5	2:18.903	4 Laps
6	2:16.684	1 Lap
3	2:12.326	3:35.720
8	2:15.241	3 Laps
10	2:21.767	7 Laps
Num	Tiempo Vta.	Dif. 1º

Vta 23

2	2:11.010	
27	2:11.947	8 Laps
24	2:10.245	12.720
46	2:13.331	3 Laps
15	2:43.447	1:12.854
12	2:09.563	4 Laps

Vta 24

2	2:10.208	
10	2:25.991	8 Laps
27	2:11.694	8 Laps
24	2:19.849	22.361
46	2:13.544	3 Laps
12	2:09.774	4 Laps
9	2:10.405	8 Laps
4	2:08.387	4 Laps
5	2:15.660	4 Laps
6	2:17.441	1 Lap
3	2:13.063	1:50.271
8	2:12.712	3 Laps
Num	Tiempo Vta.	Dif. 1º

Vta 25

2	2:11.394	
27	2:12.288	8 Laps
10	2:28.689	8 Laps
46	2:13.259	3 Laps
23	9:28.549	2 Laps
12	2:11.368	4 Laps
9	2:10.966	8 Laps
4	2:10.128	4 Laps
5	2:16.342	4 Laps
3	2:11.470	1:50.347
6	2:18.511	1 Lap
8	2:16.629	3 Laps
Num	Tiempo Vta.	Dif. 1º

Vta 26

2	2:08.990	
27	2:11.608	8 Laps
23	2:04.497	2 Laps
46	2:12.785	3 Laps
12	2:10.617	4 Laps

9	2:09.776	8 Laps
4	2:09.348	4 Laps
5	2:15.402	4 Laps
6	2:16.813	1 Lap
3	2:12.647	1:47.416
8	2:13.623	3 Laps
Num	Tiempo Vta.	Dif. 1º

Vta 27

9	2:11.021	8 Laps
4	2:10.927	4 Laps
3	2:14.345	1:55.702
5	2:19.964	4 Laps
8	2:13.333	3 Laps
6	2:17.944	1 Lap
Num	Tiempo Vta.	Dif. 1º

Vta 28

2	2:08.617	
27	2:11.616	8 Laps
23	2:06.402	2 Laps
46	2:12.608	3 Laps
12	2:10.780	4 Laps
9	2:09.326	8 Laps
4	2:09.479	4 Laps
3	2:14.688	2:01.773
8	2:12.642	3 Laps
5	2:18.400	4 Laps
Num	Tiempo Vta.	Dif. 1º

Vta 29

2	2:11.509	
6	2:19.235	2 Laps
27	2:19.972	8 Laps
23	2:08.361	2 Laps
46	2:12.837	3 Laps
12	2:09.250	4 Laps
9	2:09.131	8 Laps
4	2:12.818	4 Laps
3	2:14.172	2:04.436

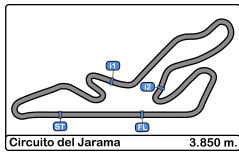




Circuito del Jarama
UV Endurance RACE Jarama
Carrera 8 horas resistencia
Mejores Sectores 4 Horas



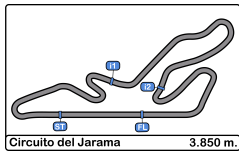
Sector - 1			Sector - 2			Sector - 3			Vuelta Ideal vs Mejor Vuelta						
Clas	Nº	Team	Tiempo	Nº	Team	Tiempo	Nº	Team	Tiempo	Clas	Nº	Team	Ideal Lap	Best Lap	Clas
1	23	PMH Motorsport	46.505	23	PMH Motorsport	40.657	23	PMH Motorsport	34.100	1	23	PMH Motorsport	2:01.262	2:01.508	1
2	24	PMH Motorsport	48.170	24	PMH Motorsport	41.270	24	PMH Motorsport	35.220	2	24	PMH Motorsport	2:04.660	2:05.779	2
3	4	HLT 2	48.357	4	HLT 2	42.561	2	ASAP Racing	35.303	3	4	HLT 2	2:06.314	2:06.911	3
4	2	ASAP Racing	48.722	9	RX Pro Racing	42.797	4	HLT 2	35.396	4	2	ASAP Racing	2:07.089	2:07.999	5
5	12	JDMotor	48.770	1	OLIMPIA Racing	42.955	15	JER Motorsport	35.552	5	1	OLIMPIA Racing	2:07.366	2:07.569	4
6	1	OLIMPIA Racing	48.812	2	ASAP Racing	43.064	1	OLIMPIA Racing	35.599	6	9	RX Pro Racing	2:07.676	2:08.116	6
7	3	FASTPORT	48.886	12	JDMotor	43.124	9	RX Pro Racing	35.672	7	12	JDMotor	2:07.793	2:08.338	7
8	15	JER Motorsport	49.152	15	JER Motorsport	43.146	7	IÑAKI BEGUIRISTAIN	35.812	8	15	JER Motorsport	2:07.850	2:08.628	9
9	9	RX Pro Racing	49.207	3	FASTPORT	43.189	12	JDMotor	35.899	9	3	FASTPORT	2:08.325	2:08.555	8
10	7	IÑAKI BEGUIRISTAIN	49.419	7	IÑAKI BEGUIRISTAIN	43.418	3	FASTPORT	36.250	10	7	IÑAKI BEGUIRISTAIN	2:08.649	2:09.384	10
11	27	DRS - REPSOL Racing	49.527	46	#lodecorremuchashoras	44.226	27	DRS - REPSOL Racing	36.486	11	27	DRS - REPSOL Racing	2:10.383	2:10.940	11
12	8	Museo del Recambio	50.140	27	DRS - REPSOL Racing	44.370	6	ALVITRUCKSPORT	36.666	12	46	#lodecorremuchashoras	2:11.211	2:12.053	13
13	6	ALVITRUCKSPORT	50.165	6	ALVITRUCKSPORT	44.679	46	#lodecorremuchashoras	36.708	13	6	ALVITRUCKSPORT	2:11.510	2:11.579	12
14	46	#lodecorremuchashoras	50.277	8	Museo del Recambio	45.086	8	Museo del Recambio	36.889	14	8	Museo del Recambio	2:12.115	2:12.642	14
15	5	HLT mk3	50.918	5	HLT mk3	45.770	5	HLT mk3	37.654	15	5	HLT mk3	2:14.342	2:14.653	15
16	10	INFOVA Automoción	51.473	10	INFOVA Automoción	46.191	10	INFOVA Automoción	38.219	16	10	INFOVA Automoción	2:15.883	2:16.383	16



Circuito del Jarama
UV Endurance RACE Jarama
Carrera 8 horas resistencia
Secuencia Lider 4 Horas



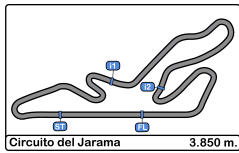
<u>Nº</u>	<u>Team</u>	<u>Vehiculo</u>	<u>Cat</u>	<u>Vta.Inicio</u>	<u>Vta. Fin</u>	<u>Vtas</u>	<u>Total Vtas.</u>
23	PMH Motorsport	Nissan Sunny GTI	2	1	25	25	25
2	ASAP Racing	Honda Civic EG5	1	26	27	2	2
9	RX Pro Racing	BMW 325i	3	28	29	2	2
4	HLT 2	VW Golf GTI 16v	2	30	43	14	14
2	ASAP Racing	Honda Civic EG5	1	44	55	12	14
3	FASTPORT	BMW 320i	2	56	58	3	3
2	ASAP Racing	Honda Civic EG5	1	59	154	96	110



Circuito del Jarama
UV Endurance RACE Jarama
Carrera 8 horas resistencia
5 Mejores Tiempos 4 Horas



Clas	Nº	Team	Vehiculo	Cat	Mejor 1		Mejor 2		Mejor 3		Mejor 4		Mejor 5	
					Tiempo	Vta.	Tiempo	Vta.	Tiempo	Vta.	Tiempo	Vta.	Tiempo	Vta.
1	23	PMH Motorsport	Nissan Sunny GTI	2	2:01.508	81	2:01.898	87	2:02.006	84	2:02.029	91	2:02.063	67
2	24	PMH Motorsport	Nissan Sunny GTI	2	2:05.779	44	2:05.839	15	2:06.050	25	2:06.052	38	2:06.071	37
3	4	HLT 2	VW Golf GTI 16v	2	2:06.911	2	2:06.970	3	2:07.066	8	2:07.301	30	2:07.340	6
4	1	OLIMPIA Racing	Citroen AX	1	2:07.569	30	2:07.763	31	2:08.086	18	2:08.128	25	2:08.217	34
5	2	ASAP Racing	Honda Civic EG5	1	2:07.999	50	2:08.266	38	2:08.458	6	2:08.485	96	2:08.529	16
6	9	RX Pro Racing	BMW 325i	3	2:08.116	13	2:08.385	16	2:08.421	21	2:08.515	14	2:08.557	29
7	12	JDMotor	BMW 325i E30	3	2:08.338	39	2:08.929	43	2:09.020	42	2:09.112	48	2:09.202	45
8	3	FASTPORT	BMW 320i	2	2:08.555	12	2:09.012	14	2:09.091	13	2:09.266	11	2:09.348	20
9	15	JER Motorsport	HONDA Civic	1	2:08.628	80	2:08.818	88	2:09.190	78	2:09.313	83	2:09.579	76
10	7	IÑAKI BEGUIRISTAIN UGARTE	VW Golf	2	2:09.384	19	2:09.614	13	2:09.646	25	2:09.817	11	2:09.886	29
11	27	DRS - REPSOL Racing Team	BMW 318is E36	2	2:10.940	14	2:11.262	79	2:11.326	60	2:11.492	4	2:11.608	95
12	6	ALVITRUCKSPORT	BMW 320i E36	2	2:11.579	2	2:12.779	8	2:13.269	18	2:13.365	10	2:13.385	5
13	46	#lodecorrermuchashoras	Mazda MX5	1	2:12.053	58	2:12.608	98	2:12.775	89	2:12.785	97	2:12.818	85
14	8	Museo del Recambio	BMW E36	3	2:12.642	91	2:12.712	88	2:13.014	82	2:13.107	85	2:13.219	81
15	5	HLT mk3	VW Golf	2	2:14.653	35	2:15.056	25	2:15.285	28	2:15.397	27	2:15.402	83
16	10	INFOVA Automoción	VW Golf	2	2:16.383	65	2:16.508	58	2:16.893	72	2:16.960	56	2:16.965	57



Circuito del Jarama
UV Endurance RACE Jarama
Carrera 8 horas resistencia
5 Mejores Velocidades 4 Horas



Clas	Nº	Team	Vehiculo	Cat	Maxima 1		Maxima 2		Maxima 3		Maxima 4		Maxima 5		Media
					Km/h	Vta.	Km/h	Vta.	Km/h	Vta.	Km/h	Vta.	Km/h	Vta.	
1	9	RX Pro Racing	BMW 325i	3	184.9	23	182.4	33	182.1	29	181.8	34	181.2	24	182.5
2	3	FASTPORT	BMW 320i	2	182.4	30	180.9	18	180.9	95	180.6	13	180.6	19	181.0
3	23	PMH Motorsport	Nissan Sunny GTI	2	181.8	56	181.5	32	181.5	78	181.2	81	180.9	86	181.3
4	24	PMH Motorsport	Nissan Sunny GTI	2	181.5	11	181.2	34	180.9	2	180.9	9	179.7	30	180.8
5	12	JDMotor	BMW 325i E30	3	180.3	39	179.4	61	177.9	49	177.6	40	177.3	45	178.5
6	27	DRS - REPSOL Racing Team	BMW 318is E36	2	178.2	3	177.9	4	177.6	5	177.6	17	177.3	10	177.7
7	15	JER Motorsport	HONDA Civic	1	177.9	80	175.0	63	174.4	81	174.1	28	173.6	61	175.0
8	4	HLT 2	VW Golf GTI 16v	2	177.3	7	177.3	45	177.0	81	176.4	76	176.1	80	176.8
9	7	IÑAKI BEGUIRISTAIN UGARTE	VW Golf	2	177.0	2	176.7	83	172.5	84	172.2	82	171.9	76	174.1
10	2	ASAP Racing	Honda Civic EG5	1	176.1	35	173.9	88	173.9	104	173.3	89	173.0	59	174.0
11	8	Museo del Recambio	BMW E36	3	173.0	74	172.5	61	172.5	76	171.1	73	170.8	49	172.0
12	1	OLIMPIA Racing	Citroen AX	1	171.4	30	171.4	32	170.0	28	169.8	25	169.0	18	170.3
13	6	ALVITRUCKSPORT	BMW 320i E36	2	171.4	2	170.3	31	170.0	3	169.0	30	169.0	37	169.9
14	46	#lodecorrermuchashoras	Mazda MX5	1	166.1	58	165.6	3	164.6	2	163.3	78	163.1	63	164.5
15	10	INFOVA Automoción	VW Golf	2	165.8	75	165.1	69	163.6	68	163.3	67	163.3	74	164.2
16	5	HLT mk3	VW Golf	2	165.6	52	164.1	51	164.1	56	163.6	24	163.3	3	164.1



Circuito del Jarama
UV Endurance RACE Jarama
Carrera 8 horas resistencia
Secuencia Vueltas Rápidas 4 Horas



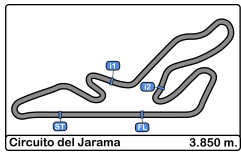
<u>Vta</u>	<u>Hora Día</u>	<u>T Sesion</u>	<u>Nº</u>	<u>Piloto</u>	<u>Vehiculo</u>	<u>Cat</u>	<u>Time</u>	<u>Km/h</u>
2	15:04:27.792	2:04:12.792	23	PMH Motorsport	Nissan Sunny GTI	2	2:05.753	110.2
16	15:34:05.941	2:33:50.941	23	PMH Motorsport	Nissan Sunny GTI	2	2:05.532	110.4
24	15:50:55.322	2:50:40.322	23	PMH Motorsport	Nissan Sunny GTI	2	2:05.254	110.6
28	16:15:37.460	3:15:22.460	23	PMH Motorsport	Nissan Sunny GTI	2	2:05.193	110.7
29	16:17:42.511	3:17:27.511	23	PMH Motorsport	Nissan Sunny GTI	2	2:05.051	110.8
31	16:21:52.306	3:21:37.306	23	PMH Motorsport	Nissan Sunny GTI	2	2:04.290	111.5
32	16:23:56.271	3:23:41.271	23	PMH Motorsport	Nissan Sunny GTI	2	2:03.965	111.8
53	17:15:18.725	4:15:03.725	23	PMH Motorsport	Nissan Sunny GTI	2	2:03.277	112.4
54	17:17:21.410	4:17:06.410	23	PMH Motorsport	Nissan Sunny GTI	2	2:02.685	112.9
62	17:33:46.357	4:33:31.357	23	PMH Motorsport	Nissan Sunny GTI	2	2:02.461	113.1
67	17:44:00.601	4:43:45.601	23	PMH Motorsport	Nissan Sunny GTI	2	2:02.063	113.5
81	18:21:03.281	5:20:48.281	23	PMH Motorsport	Nissan Sunny GTI	2	2:01.508	114.0



Circuito del Jarama
UV Endurance RACE Jarama
Carrera 8 horas resistencia
Mejor Maxima Velocidad del Evento 4 Horas



Nº	Team	Vehiculo	Cat	Clas	Km/h Sesion
24	PMH Motorsport	Nissan Sunny GTI	2	1	190.1 Entrenamiento no cronometrado
4	HLT 2	VW Golf GTI 16v	2	2	187.1 Entrenamiento no cronometrado
9	RX Pro Racing	BMW 325i	3	1	187.1 Entrenamiento no cronometrado
23	PMH Motorsport	Nissan Sunny GTI	2	3	184.9 Entrenamiento cronometrado
3	FASTPORT	BMW 320i	2	4	182.7 Entrenamiento no cronometrado
12	JDMotor	BMW 325i E30	3	2	180.3 Carrera 8 horas resistencia
2	ASAP Racing	Honda Civic EG5	1	1	179.1 Entrenamiento cronometrado
27	DRS - REPSOL Racing Team	BMW 318is E36	2	5	178.2 Carrera 8 horas resistencia
15	JER Motorsport	HONDA Civic	1	2	177.9 Carrera 8 horas resistencia
7	IÑAKI BEGUIRISTAIN UGARTE	VW Golf	2	6	177.0 Carrera 8 horas resistencia
8	Museo del Recambio	BMW E36	3	3	173.3 Entrenamiento no cronometrado
6	ALVITRUCKSPORT	BMW 320i E36	2	7	172.8 Entrenamiento cronometrado
1	OLIMPIA Racing	Citroen AX	1	3	171.4 Carrera 8 horas resistencia
46	#lodecorrermuchashoras	Mazda MX5	1	4	167.4 Entrenamiento no cronometrado
10	INFOVA Automoción	VW Golf	2	8	165.8 Carrera 8 horas resistencia
5	HLT mk3	VW Golf	2	9	165.6 Carrera 8 horas resistencia

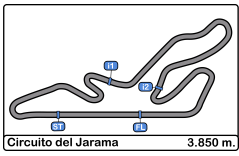


Circuito del Jarama
UV Endurance RACE Jarama
Carrera 8 horas resistencia
Cuentavueltas 4 Horas



VTA

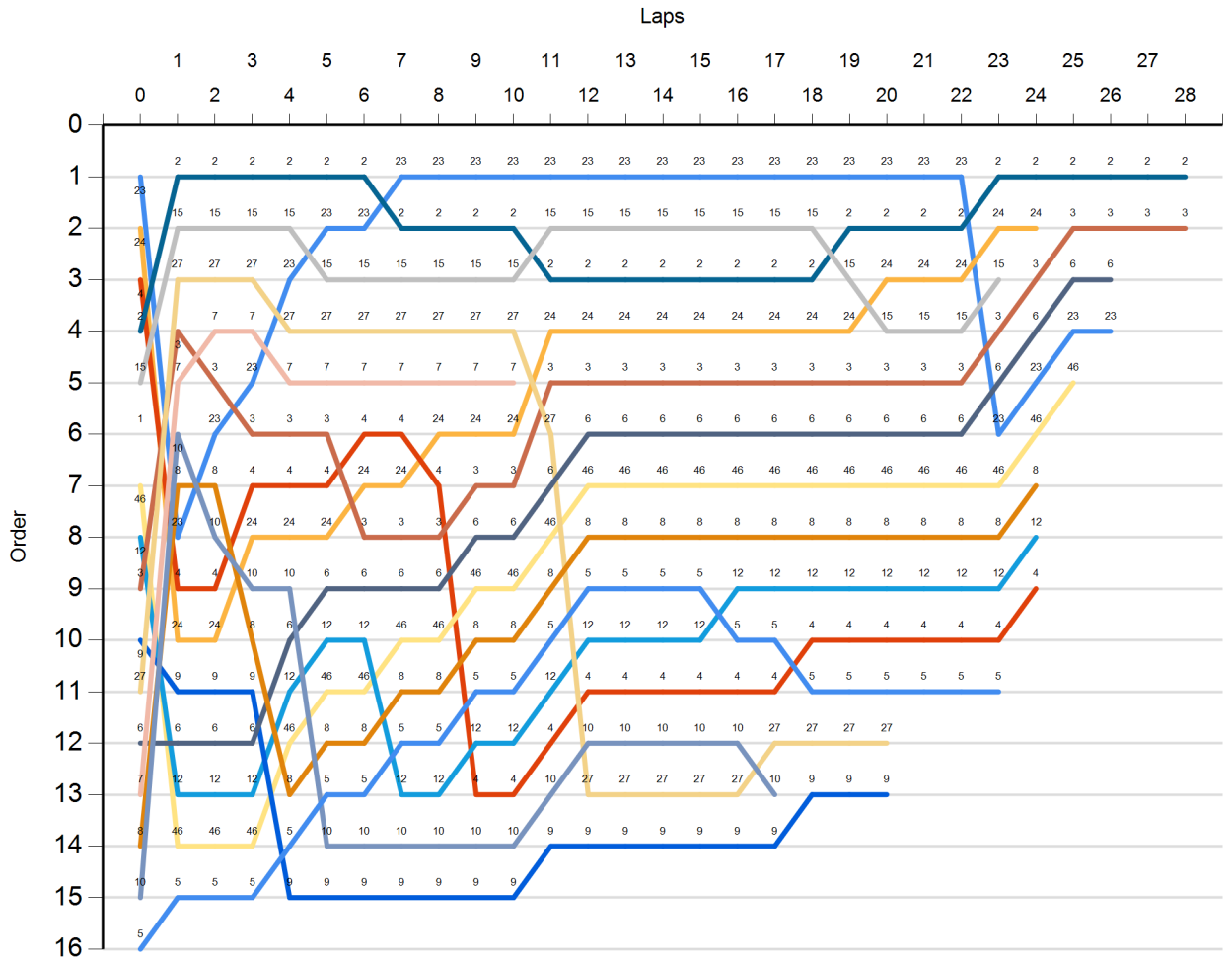
Nr	Pos	Grid	1	2	3	4	5	6	7	8	9	10	11	12	13	14	15	16	17	18	19	20	21	22	23	24	25	26	27	28	
23	1	23	2	2	2	2	2	2	23	23	23	23	23	23	23	23	23	23	23	23	23	23	23	23	2	2	2	2	2	2	
24	2	24	15	15	15	15	23	23	2	2	2	2	15	15	15	15	15	15	15	15	2	2	2	2	24	24	3	3	3	3	
4	3	4	27	27	27	23	15	15	15	15	15	2	2	2	2	2	2	2	2	15	24	24	24	15	3	6	6				
2	4	2	3	7	7	27	27	27	27	27	27	27	24	24	24	24	24	24	24	24	24	15	15	15	3	6	23	23			
15	5	15	7	3	23	7	7	7	7	7	7	7	3	3	3	3	3	3	3	3	3	3	3	6	23	46					
1	6	1	10	23	3	3	3	4	4	24	24	24	27	6	6	6	6	6	6	6	6	6	6	6	23	46					
46	7	46	8	8	4	4	4	24	24	4	3	3	6	46	46	46	46	46	46	46	46	46	46	46	46	46	8				
12	8	12	23	10	24	24	24	3	3	3	6	6	46	8	8	8	8	8	8	8	8	8	8	8	8	8	12				
3	9	3	4	4	10	10	6	6	6	6	46	46	8	5	5	5	5	12	12	12	12	12	12	12	12	12	4				
9	10	9	24	24	8	6	12	12	46	46	8	8	5	12	12	12	12	5	5	4	4	4	4	4	4	4	4				
27	11	27	9	9	9	12	46	46	8	8	5	5	12	4	4	4	4	4	4	5	5	5	5	5	5	5					
6	12	6	6	6	6	46	8	8	5	5	12	12	4	10	10	10	10	10	27	27	27	27									
7	13	7	12	12	12	8	5	5	12	12	4	4	10	27	27	27	27	27	10	9	9	9									
8	14	8	46	46	46	5	10	10	10	10	10	10	9	9	9	9	9	9	9												
10	15	10	5	5	5	9	9	9	9	9	9																				
5	16	5																													

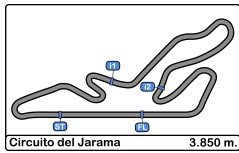


Circuito del Jarama
UV Endurance RACE Jarama
Carrera 8 horas resistencia
Cuentavueltas Gráfico 4 Horas



- 23
- 24
- 4
- 2
- 15
- 1
- 46
- 12
- 3
- 9
- 27
- 6
- 7
- 8
- 10
- 5





Circuito del Jarama
UV Endurance RACE Jarama
Carrera 8 horas resistencia
Tiempos Parada en Pit 4 Horas



Nº	Tiempo Día	Team	Vehiculo	Cat	Tiempo Entrada	Nº Parada	Tiempo Pit	Handicap
8	16:07:01.056	Museo del Recambio	BMW E36	3	3:06:45.987	1	6:19.652	7:00
9	16:07:34.160	RX Pro Racing	BMW 325i	3	3:07:19.091	1	17:10.556	7:00
10	16:09:26.311	INFOVA Automoción	VW Golf	2	3:09:11.242	1	14:20.534	7:00
12	16:15:16.959	JDMotor	BMW 325i E30	3	3:15:01.890	1	7:18.903	7:00
4	16:17:52.697	HLT 2	VW Golf GTI 16v	2	3:17:37.628	1	9:33.911	7:00
27	16:24:49.332	DRS - REPSOL Racing Team	BMW 318is E36	2	3:24:34.263	1	16:14.860	7:00
23	16:45:48.083	PMH Motorsport	Nissan Sunny GTI	2	3:45:33.014	1	7:28.663	7:00
15	16:51:01.036	JER Motorsport	HONDA Civic	1	3:50:45.967	1	10:02.145	7:00
10	16:54:36.166	INFOVA Automoción	VW Golf	2	3:54:21.097	2	7:36.455	7:00