

**Circuito del Jarama**  
**UV Endurance RACE Jarama**  
**Carrera 8 horas resistencia**  
**Resultados Provisionales 6 Horas**



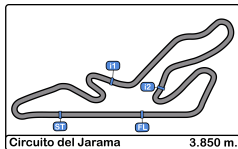
Clas	Nº	Team	Vehiculo	Cat	Clas	N.V.	Tiempo	Dif 1º	Dif Ant.	Km/h	V.R.	Tiempo	Km/h
1	2	ASAP Racing	Honda Civic EG5	1	1	157	<b>6:01:39.251</b>			100.2	50	2:07.999	108.2
2	4	HLT 2	VW Golf GTI 16v	2	1	151	<b>6:02:10.001</b>	6 Vtas	6 Vtas	96.3	2	2:06.911	109.2
3	3	FASTPORT	BMW 320i	2	2	150	<b>6:03:02.920</b>	7 Vtas	1 Vta	95.4	12	2:08.555	107.8
4	24	PMH Motorsport	Nissan Sunny GTI	2	3	149	<b>6:02:57.431</b>	8 Vtas	1 Vta	94.8	118	2:05.657	110.3
5	23	PMH Motorsport	Nissan Sunny GTI	2	4	147	<b>6:02:58.873</b>	10 Vtas	2 Vtas	93.5	81	2:01.508	114.0
6	9	RX Pro Racing	BMW 325i	3	1	145	<b>6:02:40.208</b>	12 Vtas	2 Vtas	92.3	13	2:08.116	108.1
7	15	JER Motorsport	HONDA Civic	1	2	142	<b>6:01:38.146</b>	15 Vtas	3 Vtas	90.7	122	2:08.130	108.1
8	10	INFOVA Automoción	VW Golf	2	5	139	<b>6:02:13.252</b>	18 Vtas	3 Vtas	88.6	65	2:16.383	101.6
9	46	#lodecorremuchashoras	Mazda MX5	1	3	138	<b>6:03:17.320</b>	19 Vtas	1 Vta	87.7	121	2:11.102	105.7
10	5	HLT mk3	VW Golf	2	6	135	<b>6:03:07.281</b>	22 Vtas	3 Vtas	85.8	35	2:14.653	102.9
11	12	JDMotor	BMW 325i E30	3	2	134	<b>6:02:30.602</b>	23 Vtas	1 Vta	85.3	39	2:08.338	107.9
12	8	Museo del Recambio	BMW E36	3	3	130	<b>5:56:42.813</b>	27 Vtas	4 Vtas	84.1	91	2:12.642	104.4
13	6	ALVITRUCKSPORT	BMW 320i E36	2	7	121	<b>5:10:28.271</b>	36 Vtas	9 Vtas	90.0	2	2:11.579	105.3
<b>No clasificados: (Requerimiento: 75% del numero de vueltas del lider = 118 Vueltas)</b>													
	27	DRS - REPSOL Racing Team	BMW 318is E36	2	8	107	<b>4:23:24.326</b>	50 Vtas	14 Vtas	93.8	14	2:10.940	105.8
	7	ENZO Racing Team	VW Golf	2	9	84	<b>3:21:46.067</b>	73 Vtas	23 Vtas	96.1	19	2:09.384	107.1
	1	OLIMPIA Racing	Citroen AX	1	4	35	<b>1:32:49.096</b>	122 Vtas	49 Vtas	87.1	30	2:07.569	108.6

**Vta. rápida de PMH Motorsport en 2:01.508 a 114.1 Km/h en la vuelta 81**

Publicada a las : .....

<b>Comisarios Deportivos:</b>	<b>Director de Carrera:</b>	<b>Cronometrador:</b>





**Circuito del Jarama**  
**UV Endurance RACE Jarama**  
**Carrera 8 horas resistencia**

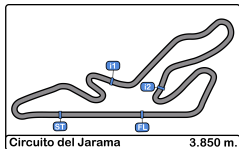


**Resultados Provisionales por categoria 6 Horas**

Clas	Nº	Team	Vehiculo	Cat	Clas	N.V.	Tiempo	Dif 1º	Dif Ant.	Km/h	V.R.	Tiempo	Km/h
<b>1</b>													
1	2	ASAP Racing	Honda Civic EG5	1	1	157	<b>6:01:39.251</b>			100.2	50	2:07.999	108.2
2	15	JER Motorsport	HONDA Civic	1	2	142	<b>6:01:38.146</b>	15 Laps	15 Laps	90.7	122	2:08.130	108.1
3	46	#lodecorrermuchashoras	Mazda MX5	1	3	138	<b>6:03:17.320</b>	19 Laps	4 Laps	87.7	121	2:11.102	105.7
<b>No clasificados: (Requerimiento: 75% del numero de vueltas del lider = 118 Vueltas)</b>													
1		OLIMPIA Racing	Citroen AX	1	4	35	<b>1:32:49.096</b>	122	103	87.1	30	2:07.569	108.6
<b>Vta. rápida de PMH Motorsport en 2:01.508 a 114.1 Km/h en la vuelta 81</b>													
<b>2</b>													
1	4	HLT 2	VW Golf GTI 16v	2	1	151	<b>6:02:10.001</b>			96.3	2	2:06.911	109.2
2	3	FASTPORT	BMW 320i	2	2	150	<b>6:03:02.920</b>	7 Laps	1 Lap	95.4	12	2:08.555	107.8
3	24	PMH Motorsport	Nissan Sunny GTI	2	3	149	<b>6:02:57.431</b>	8 Laps	1 Lap	94.8	118	2:05.657	110.3
4	23	PMH Motorsport	Nissan Sunny GTI	2	4	147	<b>6:02:58.873</b>	10 Laps	2 Laps	93.5	81	2:01.508	114.0
5	10	INFOVA Automoción	VW Golf	2	5	139	<b>6:02:13.252</b>	18 Laps	8 Laps	88.6	65	2:16.383	101.6
6	5	HLT mk3	VW Golf	2	6	135	<b>6:03:07.281</b>	22 Laps	4 Laps	85.8	35	2:14.653	102.9
7	6	ALVITRUCKSPORT	BMW 320i E36	2	7	121	<b>5:10:28.271</b>	36 Laps	14 Laps	90.0	2	2:11.579	105.3
<b>No clasificados: (Requerimiento: 75% del numero de vueltas del lider = 118 Vueltas)</b>													
27		DRS - REPSOL Racing Team	BMW 318is E36	2	8	107	<b>4:23:24.326</b>	50 Laps	14 Laps	93.8	14	2:10.940	105.8
7		ENZO Racing Team	VW Golf	2	9	84	<b>3:21:46.067</b>	73 Laps	23 Laps	96.1	19	2:09.384	107.1
<b>Vta. rápida de PMH Motorsport en 2:01.508 a 114.1 Km/h en la vuelta 81</b>													
<b>3</b>													
1	9	RX Pro Racing	BMW 325i	3	1	145	<b>6:02:40.208</b>			92.3	13	2:08.116	108.1
2	12	JDMotor	BMW 325i E30	3	2	134	<b>6:02:30.602</b>	23 Laps	11 Laps	85.3	39	2:08.338	107.9
3	8	Museo del Recambio	BMW E36	3	3	130	<b>5:56:42.813</b>	27 Laps	4 Laps	84.1	91	2:12.642	104.4
<b>Vta. rápida de PMH Motorsport en 2:01.508 a 114.1 Km/h en la vuelta 81</b>													

Publicada a las :.....

<b>Comisarios Deportivos:</b>	<b>Director de Carrera:</b>	<b>Cronometrador:</b>

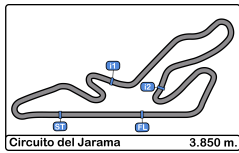


**Circuito del Jarama**  
**UV Endurance RACE Jarama**  
**Carrera 8 horas resistencia**



**Clasificación Provisional por Vuelta Rápida de Piloto 6 Horas**

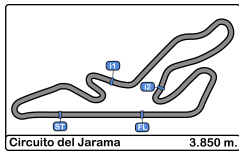
<b>Clas</b>	<b>Nº</b>	<b>Team</b>	<b>Vehiculo</b>	<b>Cat</b>	<b>Clas</b>	<b>N.V.</b>	<b>V.R.</b>	<b>Tiempo</b>	<b>Dif 1º</b>	<b>Dif Ant.</b>	<b>Km/h</b>
1	23	PMH Motorsport	Nissan Sunny GTI	2	1	27	27	2:02.587	0.000	2:02.587	113.0
2	4	HLT 2	VW Golf GTI 16v	2	2	29	24	2:07.138	4.551	4.551	109.0
3	24	PMH Motorsport	Nissan Sunny GTI	2	3	24	21	2:07.268	4.681	0.130	108.9
4	15	JER Motorsport	HONDA Civic	1	1	22	2	2:08.130	5.543	0.862	108.1
5	9	RX Pro Racing	BMW 325i	3	1	29	25	2:08.468	5.881	0.338	107.8
6	2	ASAP Racing	Honda Civic EG5	1	2	29	29	2:08.951	6.364	0.483	107.4
7	12	JDMotor	BMW 325i E30	3	2	24	24	2:14.597	12.010	5.646	102.9
8	3	FASTPORT	BMW 320i	2	4	28	9	2:14.678	12.091	0.081	102.9
9	5	HLT mk3	VW Golf	2	5	27	25	2:15.942	13.355	1.264	101.9
10	46	#lodecorremuchashoras	Mazda MX5	1	3	14	9	2:16.240	13.653	0.298	101.7
11	6	ALVITRUCKSPORT	BMW 320i E36	2	6	5	5	2:16.988	14.401	0.748	101.1
12	8	Museo del Recambio	BMW E36	3	3	21	20	2:17.062	14.475	0.074	101.1
13	10	INFOVA Automoción	VW Golf	2	7	25	14	2:20.949	18.362	3.887	98.3



Circuito del Jarama  
 UV Endurance RACE Jarama  
 Carrera 8 horas resistencia  
 Distancia y Velocidad Media 6 Horas



Clas	Nº	Team	Vehiculo	Cat	Clas	N.V.	Distancia	Tiempo Total	Km/h
1	2	ASAP Racing	Honda Civic EG5	1	1	157	604.45	6:01:39.251	100.2
2	4	HLT 2	VW Golf GTI 16v	2	1	151	581.35	6:02:10.001	96.3
3	3	FASTPORT	BMW 320i	2	2	150	577.50	6:03:02.920	95.4
4	24	PMH Motorsport	Nissan Sunny GTI	2	3	149	573.65	6:02:57.431	94.8
5	23	PMH Motorsport	Nissan Sunny GTI	2	4	147	565.95	6:02:58.873	93.5
6	9	RX Pro Racing	BMW 325i	3	1	145	558.25	6:02:40.208	92.3
7	15	JER Motorsport	HONDA Civic	1	2	142	546.70	6:01:38.146	90.7
8	10	INFOVA Automoción	VW Golf	2	5	139	535.15	6:02:13.252	88.6
9	46	#lodecorremuchashoras	Mazda MX5	1	3	138	531.30	6:03:17.320	87.7
10	5	HLT mk3	VW Golf	2	6	135	519.75	6:03:07.281	85.8
11	12	JDMotor	BMW 325i E30	3	2	134	515.90	6:02:30.602	85.3
12	8	Museo del Recambio	BMW E36	3	3	130	500.50	5:56:42.813	84.1
13	6	ALVITRUCKSPORT	BMW 320i E36	2	7	121	465.85	5:10:28.271	90.0
<b>No clasificados: (Requerimiento: 75% del numero de vueltas del lider = 118 Vueltas)</b>									
	27	DRS - REPSOL Racing Team	BMW 318is E36	2	8	107	411.95	4:23:24.326	93.8
	7	IÑAKI BEGUIRISTAIN	VW Golf	2	9	84	323.40	3:21:46.067	96.1
	1	OLIMPIA Racing	Citroen AX	1	4	35	134.75	1:32:49.096	87.1



**Circuito del Jarama**  
**UV Endurance RACE Jarama**  
**Carrera 8 horas resistencia**  
**Tiempos Por Vuelta 6 Horas**



2

ASAP Racing

Honda Civic EG5 3

FASTPORT

BMW 320i

1

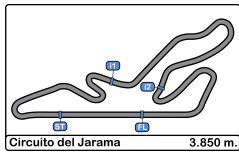
ASAP Racing

2

FASTPORT

Lap	D	Time	Sector 1	Sector 2	Sector 3	T. Spd	Elapsed	Lap	D	Time	Sector 1	Sector 2	Sector 3	T. Spd	Elapsed
1		5:00:53.551			5:00:53.551		5:00:53.551	1		5:01:14.501			5:01:14.501		5:01:14.501
2		2:09.817	49.547	44.084	36.186	163.3	5:03:03.368	2		2:17.518	52.311	46.352	38.855	175.8	5:03:32.019
3		2:09.973	49.525	44.274	36.174	163.6	5:05:13.341	3		2:16.031	51.306	45.519	39.206	169.5	5:05:48.050
4		2:10.060	50.024	43.974	36.062	166.9	5:07:23.401	4		2:15.861	52.219	45.445	38.197	166.4	5:08:03.911
5		2:10.975	50.188	44.387	36.400	156.7	5:09:34.376	5		2:20.117	53.010	48.389	38.718	172.5	5:10:24.028
6		2:09.530	49.880	43.886	35.764	159.5	5:11:43.906	6		2:15.408	50.056	45.565	39.787	175.8	5:12:39.436
7		2:09.313	49.665	43.665	35.983	154.9	5:13:53.219	7		2:18.598	52.356	48.077	38.165	160.2	5:14:58.034
8		2:08.974	49.424	43.650	35.900	161.6	5:16:02.193	8		2:16.538	51.728	46.135	38.675	172.8	5:17:14.572
9		2:09.507	49.429	44.071	36.007	163.1	5:18:11.700	9		2:14.678	51.524	44.943	38.211	169.8	5:19:29.250
10		2:10.354	49.869	44.066	36.419	153.4	5:20:22.054	10		2:16.153	51.847	45.602	38.704	164.1	5:21:45.403
11		2:10.319	49.594	44.544	36.181	160.7	5:22:32.373	11		2:18.537	51.530	47.873	39.134	166.9	5:24:03.940
12		2:10.612	49.802	44.460	36.350	163.8	5:24:42.985	12		2:15.223	52.655	45.016	37.552	151.6	5:26:19.163
13		2:10.626	49.908	44.301	36.417	158.5	5:26:53.611	13		2:15.213	51.277	45.254	38.682	168.7	5:28:34.376
14		2:11.512	50.229	45.024	36.259	160.0	5:29:05.123	14		2:15.811	51.711	45.662	38.438	160.2	5:30:50.187
15		2:09.421	49.549	43.957	35.915	155.6	5:31:14.544	15		2:16.249	51.342	46.214	38.693	168.2	5:33:06.436
16		2:10.291	49.736	44.002	36.553	160.2	5:33:24.835	16		2:21.585	52.379	48.624	40.582	161.9	5:35:28.021
17		2:10.063	49.934	44.032	36.097	153.1	5:35:34.898	17		2:23.970	55.188	49.019	39.763	146.5	5:37:51.991
18		2:12.458	50.452	45.617	36.389	159.0	5:37:47.356	18		2:17.914	53.428	46.029	38.457	159.2	5:40:09.905
19		2:11.052	50.010	44.550	36.492	157.4	5:39:58.408	19		2:18.339	53.416	46.765	38.158	162.4	5:42:28.244
20		2:10.108	49.926	44.154	36.028	152.3	5:42:08.516	20		2:17.356	51.953	46.385	39.018	163.6	5:44:45.600
21		2:11.767	49.969	45.037	36.761	159.0	5:44:20.283	21		2:19.328	53.166	47.746	38.416	159.7	5:47:04.928
22		2:11.097	50.498	44.411	36.188	155.3	5:46:31.380	22		2:15.896	51.795	45.448	38.653	161.6	5:49:20.824
23		2:09.753	49.871	44.114	35.768	163.1	5:48:41.133	23		2:18.582	52.748	46.721	39.113	152.9	5:51:39.406
24		2:09.672	49.818	44.030	35.824	157.4	5:50:50.805	24		2:16.782	52.123	46.515	38.144	162.6	5:53:56.188
25		2:10.564	50.023	44.489	36.052	159.7	5:53:01.369	25		2:17.036	51.891	45.808	39.337	166.4	5:56:13.224
26		2:10.281	49.923	44.295	36.063	161.1	5:55:11.650	26		2:16.447	51.962	46.018	38.467	164.8	5:58:29.671
27		2:09.592	49.600	43.863	36.129	159.0	5:57:21.242	27		2:15.409	51.297	46.253	37.859	167.1	6:00:45.080
28		2:09.058	49.943	43.436	35.679	156.2	5:59:30.300	28		2:17.840	51.529	46.698	39.613	162.8	6:03:02.920
29		2:08.951	49.925	43.506	35.520	147.7	6:01:39.251								
30			49.395	44.571		158.8									





**Circuito del Jarama**  
**UV Endurance RACE Jarama**  
**Carrera 8 horas resistencia**  
**Tiempos Por Vuelta 6 Horas**



4

HLT 2

2

VW Golf GTI 16v 5

HLT 2

HLT mk3

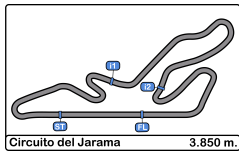
2

VW Golf

HLT mk3

Lap	D	Time	Sector 1	Sector 2	Sector 3	T. Spd	Elapsed	Lap	D	Time	Sector 1	Sector 2	Sector 3	T. Spd	Elapsed
1		5:01:46.434		5:01:10.839	35.595		5:01:46.434	1		5:03:10.561	5:01:44.594	47.417	38.550	163.1	5:03:10.561
2		2:09.623	49.869	44.186	35.568	171.7	5:03:56.057	2		2:20.486	52.425	48.448	39.613	161.6	5:05:31.047
3		2:07.503	48.354	43.759	35.390	167.1	5:06:03.560	3		2:20.505	54.065	48.016	38.424	133.8	5:07:51.552
4		2:07.775	48.378	43.949	35.448	170.6	5:08:11.335	4		2:18.250	51.961	47.499	38.790	163.1	5:10:09.802
5		2:12.590	48.640	44.554	39.396	170.6	5:10:23.925	5		2:19.024	52.831	47.389	38.804	161.1	5:12:28.826
6		2:14.090	52.095	44.566	37.429	135.3	5:12:38.015	6		2:20.088	52.377	47.904	39.807	162.8	5:14:48.914
7		2:09.790	49.066	44.112	36.612	166.4	5:14:47.805	7		2:17.190	51.312	47.499	38.379	161.9	5:17:06.104
8		2:11.981	48.801	47.005	36.175	166.6	5:16:59.786	8		2:18.624	51.679	48.537	38.408	162.8	5:19:24.728
9		2:10.684	49.589	44.450	36.645	165.3	5:19:10.470	9		2:17.377	51.429	47.345	38.603	162.1	5:21:42.105
10		2:10.098	49.134	44.651	36.313	165.6	5:21:20.568	10		2:21.670	51.727	50.307	39.636	162.8	5:24:03.775
11		2:09.772	49.033	44.604	36.135	167.1	5:23:30.340	11		2:18.655	52.137	47.678	38.840	152.3	5:26:22.430
12		2:09.132	48.788	44.339	36.005	173.0	5:25:39.472	12		2:18.099	51.593	47.335	39.171	160.2	5:28:40.529
13		2:08.843	48.709	44.280	35.854	167.1	5:27:48.315	13		2:19.087	52.053	48.367	38.667	157.8	5:30:59.616
14		2:08.827	48.975	43.816	36.036	168.7	5:29:57.142	14		2:17.714	51.635	47.438	38.641	153.8	5:33:17.330
15		2:08.540	48.588	44.116	35.836	169.0	5:32:05.682	15		2:21.738	52.835	49.759	39.144	156.2	5:35:39.068
16		2:10.505	49.391	44.440	36.674	153.6	5:34:16.187	16		2:20.254	53.060	48.468	38.726	159.2	5:37:59.322
17		2:10.672	50.157	44.594	35.921	146.3	5:36:26.859	17		2:17.345	51.333	47.673	38.339	161.4	5:40:16.667
18		2:09.783	49.491	44.431	35.861	157.6	5:38:36.642	18		2:17.299	51.711	47.578	38.010	160.4	5:42:33.966
19		2:09.378	49.673	44.018	35.687	158.1	5:40:46.020	19		2:16.169	51.454	46.769	37.946	160.2	5:44:50.135
20		2:09.493	49.565	44.388	35.540	164.8	5:42:55.513	20		2:18.546	53.388	47.048	38.110	161.6	5:47:08.681
21		2:08.136	48.705	43.707	35.724	162.6	5:45:03.649	21		2:17.977	53.202	46.682	38.093	162.4	5:49:26.658
22		2:07.904	48.234	44.121	35.549	155.6	5:47:11.553	22		2:16.668	51.430	47.169	38.069	161.9	5:51:43.326
23		2:08.728	49.327	43.385	36.016	159.0	5:49:20.281	23		2:17.253	51.749	47.218	38.286	162.4	5:54:00.579
24		2:07.138	48.172	43.425	35.541	166.6	5:51:27.419	24		2:16.819	52.250	46.397	38.172	141.9	5:56:17.398
25		2:07.983	48.496	43.730	35.757	171.1	5:53:35.402	25		2:15.942	51.307	46.787	37.848	160.0	5:58:33.340
26		2:08.658	49.040	43.658	35.960	147.3	5:55:44.060	26		2:16.664	51.199	47.185	38.280	161.4	6:00:50.004
27		2:07.353	48.642	43.178	35.533	158.8	5:57:51.413	27		2:17.277	51.356	47.885	38.036	159.7	6:03:07.281
28		2:09.225	49.627	44.003	35.595	143.0	6:00:00.638								
29		2:09.363	49.326	43.975	36.062	146.3	6:02:10.001								
30			48.754	43.770		148.1									





**Circuito del Jarama**  
**UV Endurance RACE Jarama**  
**Carrera 8 horas resistencia**  
**Tiempos Por Vuelta 6 Horas**



6

ALVITRUCKSPORT

BMW 320i E36 8

Museo del Recambio

BMW E36

2

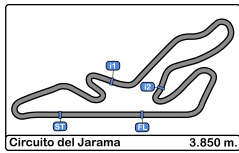
ALVITRUCKSPORT

3

Museo del Recambio

Lap	D	Time	Sector 1	Sector 2	Sector 3	T. Spd	Elapsed	Lap	D	Time	Sector 1	Sector 2	Sector 3	T. Spd	Elapsed
1		5:01:18.584			5:01:18.584		5:01:18.584	1		5:09:53.776	5:08:18.816	52.751	42.209	68.6	5:09:53.776
2		2:18.163	52.637	47.019	38.507	167.7	5:03:36.747	2		2:25.279	55.768	50.043	39.468	136.5	5:12:19.055
3		2:17.205	52.263	46.659	38.283	171.4	5:05:53.952	3		2:22.258	53.136	49.426	39.696	143.6	5:14:41.313
4		2:17.331	52.059	46.873	38.399	166.9	5:08:11.283	4		2:21.562	53.236	49.087	39.239	142.1	5:17:02.875
5		2:16.988	51.997	46.542	38.449	167.7	5:10:28.271	5		2:19.044	52.366	47.699	38.979	148.1	5:19:21.919
								6		2:19.401	52.564	47.942	38.895	143.6	5:21:41.320
								7		2:22.231	52.091	50.294	39.846	146.1	5:24:03.551
								8		2:22.191	55.458	48.338	38.395	138.9	5:26:25.742
								9		2:19.586	52.795	48.310	38.481	154.0	5:28:45.328
								10		2:19.193	52.676	47.870	38.647	152.5	5:31:04.521
								11		2:20.201	53.621	48.001	38.579	149.7	5:33:24.722
								12		2:19.588	53.136	47.810	38.642	145.9	5:35:44.310
								13		2:21.265	53.955	48.654	38.656	144.9	5:38:05.575
								14		2:17.875	52.397	47.383	38.095	149.5	5:40:23.450
								15		2:17.394	52.221	47.158	38.015	146.7	5:42:40.844
								16		2:17.356	52.327	47.186	37.843	147.7	5:44:58.200
								17		2:20.801	53.144	49.487	38.170	140.6	5:47:19.001
								18		2:17.906	52.188	47.358	38.360	146.3	5:49:36.907
								19		2:18.614	51.577	47.924	39.113	147.5	5:51:55.521
								20		2:17.062	51.538	47.327	38.197	156.5	5:54:12.583
								21		2:30.230 P	52.533	48.331	49.366	135.0	5:56:42.813





**Circuito del Jarama**  
**UV Endurance RACE Jarama**  
**Carrera 8 horas resistencia**  
**Tiempos Por Vuelta 6 Horas**



9

RX Pro Racing

BMW 325i 10

INFOVA Automoción

VW Golf

3

RX Pro Racing

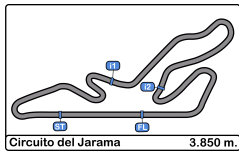
2

INFOVA Automoción

Lap	D	Time	Sector 1	Sector 2	Sector 3	T. Spd	Elapsed	Lap	D	Time	Sector 1	Sector 2	Sector 3	T. Spd	Elapsed
1		5:01:51.452		5:01:14.351	37.101		5:01:51.452	1		5:05:10.361	5:03:36.187	51.672	42.502	69.3	5:05:10.361
2		2:10.718	50.383	43.853	36.482	159.5	5:04:02.170	2		2:27.255	56.703	49.732	40.820	153.6	5:07:37.616
3		2:10.477	49.623	44.130	36.724	167.4	5:06:12.647	3		2:24.332	54.374	49.361	40.597	159.5	5:10:01.948
4		2:10.310	49.580	43.982	36.748	170.3	5:08:22.957	4		2:23.997	54.420	49.216	40.361	157.6	5:12:25.945
5		2:10.690	49.608	44.029	37.053	174.4	5:10:33.647	5		2:24.465	54.436	48.039	41.990	157.2	5:14:50.410
6		2:13.223	50.407	46.026	36.790	169.8	5:12:46.870	6		2:21.821	53.283	47.866	40.672	157.8	5:17:12.231
7		2:12.621	51.308	44.592	36.721	168.4	5:14:59.491	7		2:23.141	54.046	48.610	40.485	162.1	5:19:35.372
8		2:10.403	49.469	44.084	36.850	174.7	5:17:09.894	8		2:24.427	54.963	49.521	39.943	160.2	5:21:59.799
9		2:12.033	49.498	45.209	37.326	167.9	5:19:21.927	9		2:22.706	53.912	48.103	40.691	159.7	5:24:22.505
10		2:11.666	49.909	44.973	36.784	167.7	5:21:33.593	10		2:23.673	54.753	48.106	40.814	156.9	5:26:46.178
11		2:11.478	50.204	44.330	36.944	172.2	5:23:45.071	11		2:22.985	54.160	49.255	39.570	160.0	5:29:09.163
12		2:10.908	49.991	43.935	36.982	169.0	5:25:55.979	12		2:21.588	53.577	47.670	40.341	157.6	5:31:30.751
13		2:10.298	49.537	43.864	36.897	169.8	5:28:06.277	13		2:21.367	53.972	47.449	39.946	163.8	5:33:52.118
14		2:10.455	49.785	43.802	36.868	171.4	5:30:16.732	14		2:20.949	53.591	47.499	39.859	161.1	5:36:13.067
15		2:09.896	49.510	43.973	36.413	176.7	5:32:26.628	15		2:22.274	54.428	47.401	40.445	158.8	5:38:35.341
16		2:10.289	49.785	43.671	36.833	175.3	5:34:36.917	16		2:21.614	53.950	47.698	39.966	160.0	5:40:56.955
17		2:10.467	49.878	44.067	36.522	167.7	5:36:47.384	17		2:21.650	53.927	47.228	40.495	157.4	5:43:18.605
18		2:10.869	50.093	44.332	36.444	174.1	5:38:58.253	18		2:21.285	53.664	47.338	40.283	153.8	5:45:39.890
19		2:08.729	49.389	43.218	36.122	175.0	5:41:06.982	19		2:21.725	53.834	47.581	40.310	160.0	5:48:01.615
20		2:09.719	49.624	43.430	36.665	174.4	5:43:16.701	20		2:22.243	54.116	47.190	40.937	154.2	5:50:23.858
21		2:09.207	49.619	43.175	36.413	175.8	5:45:25.908	21		2:21.602	54.220	47.468	39.914	159.5	5:52:45.460
22		2:08.829	49.376	43.044	36.409	177.3	5:47:34.737	22		2:23.760	53.678	47.677	42.405	161.6	5:55:09.220
23		2:08.757	49.257	43.177	36.323	177.3	5:49:43.494	23		2:21.363	54.559	46.924	39.880	157.6	5:57:30.583
24		2:10.083	49.842	43.559	36.682	180.0	5:51:53.577	24		2:21.454	53.387	47.721	40.346	160.2	5:59:52.037
25		2:08.468	48.887	43.417	36.164	174.7	5:54:02.045	25		2:21.215	53.693	47.260	40.262	160.4	6:02:13.252
26		2:09.798	49.486	43.637	36.675	181.2	5:56:11.843	26			54.033			158.8	
27		2:09.746	49.683	43.670	36.393	177.9	5:58:21.589								
28		2:09.608	49.366	43.671	36.571	175.6	6:00:31.197								
29		2:09.011	49.409	43.699	35.903	177.0	6:02:40.208								
30			48.531			180.9									







**Circuito del Jarama**  
**UV Endurance RACE Jarama**  
**Carrera 8 horas resistencia**  
**Tiempos Por Vuelta 6 Horas**



12

JDMotor

3

BMW 325i E30 15

JDMotor

JER Motorsport

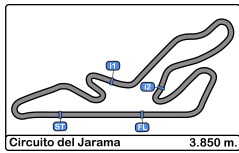
1

HONDA Civic

JER Motorsport

Lap	D	Time	Sector 1	Sector 2	Sector 3	T. Spd	Elapsed	Lap	D	Time	Sector 1	Sector 2	Sector 3	T. Spd	Elapsed
1		5:02:05.038		5:01:25.786	39.252		5:02:05.038	1		5:03:01.898	5:01:41.192	44.645	36.061	162.6	5:03:01.898
2		2:18.262	52.090	46.855	39.317	162.4	5:04:23.300	2		2:08.130	48.898	43.110	36.122	174.4	5:05:10.028
3		2:26.665 P	52.723	47.350	46.592	160.4	5:06:49.965	3		2:09.656	49.539	43.827	36.290	170.6	5:07:19.684
4		10:08.182	8:40.228	48.501	39.453	76.0	5:16:58.147	4		2:11.272	50.394	44.106	36.772	167.7	5:09:30.956
5		2:19.418	53.011	47.761	38.646	155.3	5:19:17.565	5		2:10.394	50.189	43.642	36.563	159.5	5:11:41.350
6		2:17.232	51.604	46.927	38.701	151.0	5:21:34.797	6		2:09.672	49.982	43.116	36.574	163.1	5:13:51.022
7		2:16.742	51.130	47.435	38.177	156.5	5:23:51.539	7		2:09.325	49.972	42.823	36.530	169.0	5:16:00.347
8		2:16.848	51.627	47.428	37.793	164.1	5:26:08.387	8		2:09.090	49.255	43.327	36.508	170.3	5:18:09.437
9		2:16.540	51.690	46.957	37.893	149.5	5:28:24.927	9		2:09.547	49.564	43.559	36.424	169.5	5:20:18.984
10		2:15.026	50.935	46.044	38.047	156.7	5:30:39.953	10		2:20.930 P	51.302	43.558	46.070	145.9	5:22:39.914
11		2:16.717	51.887	46.337	38.493	148.7	5:32:56.670	11		14:49.947	13:25.413	46.944	37.590	76.8	5:37:29.861
12		2:17.546	52.379	47.424	37.743	150.8	5:35:14.216	12		2:12.670	50.985	44.650	37.035	164.3	5:39:42.531
13		2:17.849	52.688	46.783	38.378	135.1	5:37:32.065	13		2:10.903	49.541	44.091	37.271	172.5	5:41:53.434
14		2:16.414	51.671	46.450	38.293	154.9	5:39:48.479	14		2:11.435	49.984	44.161	37.290	167.1	5:44:04.869
15		2:15.913	51.307	46.349	38.257	162.6	5:42:04.392	15		2:12.036	50.059	44.136	37.841	170.6	5:46:16.905
16		2:17.206	51.823	46.202	39.181	155.3	5:44:21.598	16		2:13.045	50.254	45.322	37.469	165.6	5:48:29.950
17		2:15.622	51.568	45.901	38.153	152.7	5:46:37.220	17		2:14.986	52.558	45.119	37.309	147.7	5:50:44.936
18		2:16.210	51.894	46.018	38.298	158.1	5:48:53.430	18		2:11.881	49.952	45.006	36.923	169.8	5:52:56.817
19		2:16.069	52.006	46.418	37.645	156.7	5:51:09.499	19		2:10.161	49.627	43.630	36.904	170.0	5:55:06.978
20		2:15.909	51.193	46.413	38.303	157.2	5:53:25.408	20		2:09.877	49.816	43.544	36.517	170.6	5:57:16.855
21		2:15.601	51.296	46.080	38.225	154.5	5:55:41.009	21		2:10.348	49.880	44.046	36.422	173.3	5:59:27.203
22		2:19.554	51.435	49.066	39.053	161.4	5:58:00.563	22		2:10.943	49.680	44.032	37.231	170.3	6:01:38.146
23		2:15.442	51.489	46.198	37.755	156.5	6:00:16.005	23			49.716	44.382		174.7	
24		2:14.597	51.205	45.682	37.710	157.8	6:02:30.602								
25			50.971			159.2									





**Circuito del Jarama**  
**UV Endurance RACE Jarama**  
**Carrera 8 horas resistencia**  
**Tiempos Por Vuelta 6 Horas**



23

PMH Motorsport

2

Nissan Sunny GTI 24

PMH Motorsport

PMH Motorsport

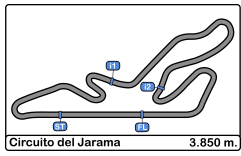
2

Nissan Sunny GTI

PMH Motorsport

Lap	D	Time	Sector 1	Sector 2	Sector 3	T. Spd	Elapsed	Lap	D	Time	Sector 1	Sector 2	Sector 3	T. Spd	Elapsed
1		5:01:47.489		5:01:12.859	34.630		5:01:47.489	1		5:01:15.695			5:01:15.695		5:01:15.695
2		2:06.463	48.146	42.818	35.499	170.8	5:03:53.952	2		2:08.592	49.646	42.598	36.348	165.1	5:03:24.287
3		2:06.120	48.272	42.534	35.314	165.8	5:06:00.072	3		2:08.213	49.461	42.610	36.142	162.1	5:05:32.500
4		2:06.466	48.403	42.848	35.215	167.9	5:08:06.538	4		2:12.012	50.493	43.827	37.692	153.1	5:07:44.512
5		2:06.450	48.822	42.136	35.492	166.4	5:10:12.988	5		2:10.303	50.423	43.679	36.201	160.0	5:09:54.815
6		2:06.162	48.284	42.689	35.189	173.6	5:12:19.150	6		2:08.169	49.383	42.479	36.307	161.6	5:12:02.984
7		2:06.344	48.977	42.125	35.242	171.4	5:14:25.494	7		2:08.962	50.512	42.443	36.007	158.5	5:14:11.946
8		2:06.275	48.574	42.501	35.200	171.7	5:16:31.769	8		2:09.065	49.940	42.830	36.295	160.2	5:16:21.011
9		2:04.780	48.309	41.487	34.984	173.0	5:18:36.549	9		2:14.893 P	48.971	42.134	43.788	162.6	5:18:35.904
10		2:04.844	47.863	41.826	35.155	176.4	5:20:41.393	10		14:24.399	13:00.736	46.296	37.367	74.9	5:33:00.303
11		2:05.510	48.261	41.742	35.507	174.4	5:22:46.903	11		2:11.657	51.314	44.032	36.311	147.3	5:35:11.960
12		2:04.849	47.840	41.830	35.179	176.7	5:24:51.752	12		2:09.572	50.572	42.921	36.079	141.5	5:37:21.532
13		2:04.881	48.358	41.641	34.882	167.4	5:26:56.633	13		2:09.550	49.180	43.790	36.580	162.6	5:39:31.082
14		2:05.186	47.731	42.302	35.153	174.7	5:29:01.819	14		2:07.453	48.727	42.758	35.968	171.4	5:41:38.535
15		2:06.237	48.637	42.404	35.196	172.8	5:31:08.056	15		2:07.500	48.640	42.972	35.888	174.4	5:43:46.035
16		2:06.378	48.741	42.597	35.040	164.1	5:33:14.434	16		2:07.870	48.751	42.749	36.370	170.0	5:45:53.905
17		2:05.343	48.057	42.382	34.904	168.2	5:35:19.777	17		2:08.912	48.818	44.436	35.658	170.0	5:48:02.817
18		2:05.091	48.289	42.050	34.752	166.9	5:37:24.868	18		2:09.535	50.762	43.028	35.745	164.3	5:50:12.352
19		2:05.138	47.972	42.088	35.078	179.1	5:39:30.006	19		2:07.671	48.659	43.214	35.798	172.5	5:52:20.023
20		2:05.755	47.884	41.926	35.945	176.7	5:41:35.761	20		2:07.338	48.821	42.837	35.680	172.8	5:54:27.361
21		2:05.707	48.591	41.662	35.454	160.2	5:43:41.468	21		2:07.268	48.452	43.176	35.640	172.2	5:56:34.629
22		2:05.888	48.198	42.340	35.350	172.8	5:45:47.356	22		2:07.317	48.893	42.931	35.493	171.9	5:58:41.946
23		8:59.115	7:41.807	41.928	35.380	84.1	5:54:46.471	23		2:07.880	49.253	43.340	35.287	156.7	6:00:49.826
24		2:03.836	47.524	41.335	34.977	173.9	5:56:50.307	24		2:07.605	48.874	43.183	35.548	172.2	6:02:57.431
25		2:03.081	47.119	41.309	34.653	177.6	5:58:53.388	25			49.511			176.4	
26		2:02.898	47.081	41.207	34.610	173.9	6:00:56.286								
27		2:02.587	47.366	41.009	34.212	169.2	6:02:58.873								
28			47.084			180.0									





**Circuito del Jarama**  
**UV Endurance RACE Jarama**  
**Carrera 8 horas resistencia**  
**Tiempos Por Vuelta 6 Horas**



46

#lodecorremuchashoras

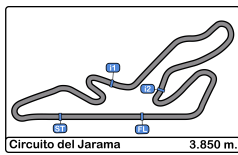
Mazda MX5

1

#lodecorremuchashoras

Lap	D	Time	Sector 1	Sector 2	Sector 3	T. Spd	Elapsed
1		5:07:14.228	5:05:45.317	48.540	40.371	65.4	5:07:14.228
2		2:23.108	54.631	48.385	40.092	150.8	5:09:37.336
3		2:21.986	53.484	48.066	40.436	153.1	5:11:59.322
4		2:22.679	54.384	47.897	40.398	147.1	5:14:22.001
5		2:20.315	53.784	47.569	38.962	152.5	5:16:42.316
6		2:17.542	52.448	46.421	38.673	154.0	5:18:59.858
7		2:17.232	52.419	46.455	38.358	154.7	5:21:17.090
8		2:17.266	52.070	47.164	38.032	153.6	5:23:34.356
9		2:16.240	51.573	46.110	38.557	155.3	5:25:50.596
10		2:17.546	51.981	46.097	39.468	152.1	5:28:08.142
11		2:18.849	52.079	47.990	38.780	153.8	5:30:26.991
12		2:17.404	52.083	46.685	38.636	156.0	5:32:44.395
13		2:18.762	52.617	46.892	39.253	147.5	5:35:03.157
14		28:14.163	26:47.023	48.532	38.608	65.8	6:03:17.320





**Circuito del Jarama**  
**UV Endurance RACE Jarama**  
**Carrera 8 horas resistencia**  
**Análisis 6 Horas**



**Num Tiempo Vta. Dif. 1º**

**Vta 1**

2	5:00:53.551	
3	5:01:14.501	20.950
24	5:01:15.695	22.144
6	5:01:18.584	25.033
4	5:01:46.434	52.883
23	5:01:47.489	53.938
9	5:01:51.452	57.901
12	5:02:05.038	1:11.487
15	5:03:01.898	2:08.347

**Num Tiempo Vta. Dif. 1º**

**Vta 2**

2	2:09.817	
5	5:03:10.561	1 Lap
24	2:08.592	20.919
3	2:17.518	28.651
6	2:18.163	33.379
23	2:06.463	50.584
4	2:09.623	52.689
9	2:10.718	58.802
12	2:18.262	1:19.932
15	2:08.130	2:06.660
10	5:05:10.361	1 Lap

**Num Tiempo Vta. Dif. 1º**

**Vta 3**

2	2:09.973	
5	2:20.486	1 Lap
24	2:08.213	19.159
3	2:16.031	34.709
6	2:17.205	40.611
23	2:06.120	46.731
4	2:07.503	50.219
9	2:10.477	59.306
12	2:26.665	1:36.624
46	5:07:14.228	2 Laps
15	2:09.656	2:06.343

**Num Tiempo Vta. Dif. 1º**

**Vta 4**

2	2:10.060	
10	2:27.255	2 Laps

24	2:12.012	21.111
----	----------	--------

5	2:20.505	1 Lap
---	----------	-------

3	2:15.861	40.510
23	2:06.466	43.137
6	2:17.331	47.882
4	2:07.775	47.934
9	2:10.310	59.556
15	2:11.272	2:07.555

**Num Tiempo Vta. Dif. 1º**

**Vta 5**

2	2:10.975	
46	2:23.108	3 Laps
8	5:09:53.776	4 Laps
24	2:10.303	20.439
10	2:24.332	2 Laps
5	2:18.250	1 Lap
23	2:06.450	38.612
4	2:12.590	49.549
3	2:20.117	49.652
6	2:16.988	53.895
9	2:10.690	59.271
15	2:10.394	2:06.974

**Num Tiempo Vta. Dif. 1º**

**Vta 6**

2	2:09.530	
46	2:21.986	3 Laps
24	2:08.169	19.078
8	2:25.279	4 Laps
23	2:06.162	35.244
10	2:23.997	2 Laps
5	2:19.024	1 Lap
4	2:14.090	54.109
3	2:15.408	55.530
9	2:13.223	1:02.964
15	2:09.672	2:07.116

**Num Tiempo Vta. Dif. 1º**

**Vta 7**

2	2:09.313	
24	2:08.962	18.727
46	2:22.679	3 Laps
23	2:06.344	32.275

8	2:22.258	4 Laps
---	----------	--------

4	2:09.790	54.586
---	----------	--------

5	2:20.088	1 Lap
10	2:24.465	2 Laps
3	2:18.598	1:04.815
9	2:12.621	1:06.272
15	2:09.325	2:07.128

**Num Tiempo Vta. Dif. 1º**

**Vta 8**

2	2:08.974	
24	2:09.065	18.818
23	2:06.275	29.576
46	2:20.315	3 Laps
12	10:08.182	4 Laps
4	2:11.981	57.593
8	2:21.562	4 Laps
5	2:17.190	1 Lap
9	2:10.403	1:07.701
10	2:21.821	2 Laps
3	2:16.538	1:12.379
15	2:09.090	2:07.244

**Num Tiempo Vta. Dif. 1º**

**Vta 9**

2	2:09.507	
24	2:14.893	24.204
23	2:04.780	24.849
46	2:17.542	3 Laps
4	2:10.684	58.770
12	2:19.418	4 Laps
8	2:19.044	4 Laps
9	2:12.033	1:10.227
5	2:18.624	1 Lap
3	2:14.678	1:17.550
10	2:23.141	2 Laps
15	2:09.547	2:07.284

**Num Tiempo Vta. Dif. 1º**

**Vta 10**

2	2:10.354	
23	2:04.844	19.339
46	2:17.232	3 Laps
4	2:10.098	58.514

9	2:11.666	1:11.539
---	----------	----------

12	2:17.232	4 Laps
----	----------	--------

8	2:19.401	4 Laps
5	2:17.377	1 Lap
3	2:16.153	1:23.349
10	2:24.427	2 Laps

**Num Tiempo Vta. Dif. 1º**

**Vta 11**

2	2:10.319	
15	2:20.930	1 Lap
23	2:05.510	14.530
4	2:09.772	57.967
46	2:17.266	3 Laps
9	2:11.478	1:12.698
12	2:16.742	4 Laps
8	2:22.231	4 Laps
5	2:21.670	1 Lap
3	2:18.537	1:31.567
10	2:22.706	2 Laps

**Num Tiempo Vta. Dif. 1º**

**Vta 12**

2	2:10.612	
23	2:04.849	08.767
4	2:09.132	56.487
46	2:16.240	3 Laps
9	2:10.908	1:12.994
12	2:16.848	4 Laps
3	2:15.223	1:36.178
5	2:18.655	1 Lap
8	2:22.191	4 Laps
10	2:23.673	2 Laps

**Num Tiempo Vta. Dif. 1º**

**Vta 13**

2	2:10.626	
23	2:04.881	03.022
4	2:08.843	54.704
9	2:10.298	1:12.666
46	2:17.546	3 Laps
12	2:16.540	4 Laps
3	2:15.213	1:40.765
5	2:18.099	1 Lap

8	2:19.586	4 Laps
---	----------	--------

**Num Tiempo Vta. Dif. 1º**

**Vta 14**

23	2:05.186	
2	2:11.512	03.304
10	2:22.985	3 Laps
4	2:08.827	55.323
9	2:10.455	1:14.913
46	2:18.849	3 Laps
12	2:15.026	4 Laps
3	2:15.811	1:48.368
5	2:19.087	1 Lap
8	2:19.193	4 Laps

**Num Tiempo Vta. Dif. 1º**

**Vta 15**

23	2:06.237	
2	2:09.421	06.488
10	2:21.588	3 Laps
4	2:08.540	57.626
9	2:09.896	1:18.572
46	2:17.404	3 Laps
12	2:16.717	4 Laps
24	14:24.399	5 Laps
3	2:16.249	1:58.380

**Num Tiempo Vta. Dif. 1º**

**Vta 16**

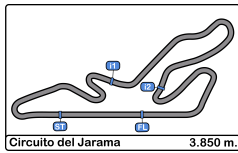
23	2:06.378	
5	2:17.714	2 Laps
8	2:20.201	5 Laps
2	2:10.291	10.401
10	2:21.367	3 Laps
4	2:10.505	1:01.753
9	2:10.289	1:22.483
46	2:18.762	3 Laps
24	2:11.657	5 Laps
12	2:17.546	4 Laps

**Num Tiempo Vta. Dif. 1º**

**Vta 17**

23	2:05.343	
3	2:21.585	1 Lap
2	2:10.063	15.121





**Circuito del Jarama**  
**UV Endurance RACE Jarama**  
**Carrera 8 horas resistencia**  
**Análisis 6 Horas**



5	2:21.738	2 Laps
8	2:19.588	5 Laps
10	2:20.949	3 Laps
4	2:10.672	1:07.082
9	2:10.467	1:27.607
24	2:09.572	5 Laps
Num	Tiempo Vta.	Dif. 1º

Vta 18		
23	2:05.091	
15	14:49.947	7 Laps
12	2:17.849	5 Laps
2	2:12.458	22.488
3	2:23.970	1 Lap
5	2:20.254	2 Laps
8	2:21.265	5 Laps
10	2:22.274	3 Laps
4	2:09.783	1:11.774
9	2:10.869	1:33.385
Num	Tiempo Vta.	Dif. 1º

Vta 19		
23	2:05.138	
24	2:09.550	6 Laps
15	2:12.670	7 Laps
12	2:16.414	5 Laps
2	2:11.052	28.402
3	2:17.914	1 Lap
5	2:17.345	2 Laps
8	2:17.875	5 Laps
4	2:09.378	1:16.014
10	2:21.614	3 Laps
9	2:08.729	1:36.976
Num	Tiempo Vta.	Dif. 1º

Vta 20		
23	2:05.755	
24	2:07.453	6 Laps
15	2:10.903	7 Laps
12	2:15.913	5 Laps
2	2:10.108	32.755
3	2:18.339	1 Lap
5	2:17.299	2 Laps
8	2:17.394	5 Laps

4	2:09.493	1:19.752
9	2:09.719	1:40.940
10	2:21.650	3 Laps
Num	Tiempo Vta.	Dif. 1º

Vta 21		
23	2:05.707	
24	2:07.500	6 Laps
15	2:11.435	7 Laps
2	2:11.767	38.815
12	2:17.206	5 Laps
3	2:17.356	1 Lap
5	2:16.169	2 Laps
8	2:17.356	5 Laps
4	2:08.136	1:22.181
9	2:09.207	1:44.440
10	2:21.285	3 Laps
Num	Tiempo Vta.	Dif. 1º

Vta 22		
23	2:05.888	
24	2:07.870	6 Laps
15	2:12.036	7 Laps
2	2:11.097	44.024
12	2:15.622	5 Laps
3	2:19.328	1 Lap
5	2:18.546	2 Laps
4	2:07.904	1:24.197
8	2:20.801	5 Laps
9	2:08.829	1:47.381
10	2:21.725	3 Laps
24	2:08.912	5 Laps
15	2:13.045	6 Laps
Num	Tiempo Vta.	Dif. 1º

Vta 23		
2	2:09.753	
12	2:16.210	5 Laps
4	2:08.728	39.148
3	2:15.896	1 Lap
5	2:17.977	2 Laps
8	2:17.906	5 Laps
9	2:08.757	1:02.361
24	2:09.535	5 Laps

10	2:22.243	3 Laps
15	2:14.986	6 Laps
Num	Tiempo Vta.	Dif. 1º

Vta 24		
2	2:09.672	
12	2:16.069	5 Laps
4	2:07.138	36.614
3	2:18.582	1 Lap
5	2:16.668	2 Laps
9	2:10.083	1:02.772
8	2:18.614	5 Laps
24	2:07.671	5 Laps
10	2:21.602	3 Laps
15	2:11.881	6 Laps
Num	Tiempo Vta.	Dif. 1º

Vta 25		
2	2:10.564	
12	2:15.909	5 Laps
4	2:07.983	34.033
3	2:16.782	1 Lap
5	2:17.253	2 Laps
9	2:08.468	1:00.676
8	2:17.062	5 Laps
24	2:07.338	5 Laps
23	8:59.115	2 Laps
15	2:10.161	6 Laps
10	2:23.760	3 Laps
Num	Tiempo Vta.	Dif. 1º

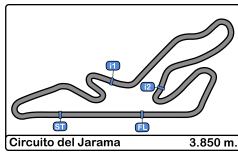
Vta 26		
2	2:10.281	
12	2:15.601	5 Laps
4	2:08.658	32.410
9	2:09.798	1:00.193
3	2:17.036	1 Lap
5	2:16.819	2 Laps
24	2:07.268	5 Laps
8	2:30.230	5 Laps
23	2:03.836	2 Laps
15	2:09.877	6 Laps
Num	Tiempo Vta.	Dif. 1º

Vta 27		
--------	--	--

2	2:09.592	
10	2:21.363	4 Laps
4	2:07.353	30.171
12	2:19.554	5 Laps
9	2:09.746	1:00.347
3	2:16.447	1 Lap
5	2:15.942	2 Laps
24	2:07.317	5 Laps
23	2:03.081	2 Laps
15	2:10.348	6 Laps
Num	Tiempo Vta.	Dif. 1º

Vta 28		
2	2:09.058	
10	2:21.454	4 Laps
4	2:09.225	30.338
12	2:15.442	5 Laps
9	2:09.608	1:00.897
3	2:15.409	1 Lap
24	2:07.880	5 Laps
5	2:16.664	2 Laps
23	2:02.898	2 Laps
15	2:10.943	6 Laps
Num	Tiempo Vta.	Dif. 1º

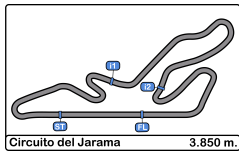
Vta 29		
2	2:08.951	
4	2:09.363	30.750
10	2:21.215	4 Laps
12	2:14.597	5 Laps
9	2:09.011	1:00.957
24	2:07.605	5 Laps
23	2:02.587	2 Laps
3	2:17.840	1 Lap
5	2:17.277	2 Laps
46	28:14.163	15 Laps
Num	Tiempo Vta.	Dif. 1º



**Circuito del Jarama**  
**UV Endurance RACE Jarama**  
**Carrera 8 horas resistencia**  
**Mejores Sectores 6 Horas**



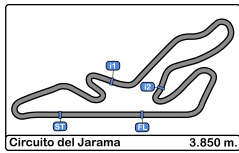
Sector - 1			Sector - 2			Sector - 3			Vuelta Ideal vs Mejor Vuelta						
Clas	Nº	Team	Tiempo	Nº	Team	Tiempo	Nº	Team	Tiempo	Clas	Nº	Team	Ideal Lap	Best Lap	Clas
1	23	PMH Motorsport	46.505	23	PMH Motorsport	40.657	23	PMH Motorsport	34.100	1	23	PMH Motorsport	2:01.262	2:01.508	1
2	24	PMH Motorsport	48.131	24	PMH Motorsport	41.270	24	PMH Motorsport	35.220	2	24	PMH Motorsport	2:04.621	2:05.657	2
3	4	HLT 2	48.172	4	HLT 2	42.561	2	ASAP Racing	35.303	3	4	HLT 2	2:06.123	2:06.911	3
4	9	RX Pro Racing	48.531	9	RX Pro Racing	42.797	4	HLT 2	35.390	4	9	RX Pro Racing	2:06.907	2:08.116	6
5	2	ASAP Racing	48.722	15	JER Motorsport	42.823	15	JER Motorsport	35.552	5	2	ASAP Racing	2:07.089	2:07.999	5
6	12	JDMotor	48.770	1	OLIMPIA Racing	42.955	9	RX Pro Racing	35.579	6	15	JER Motorsport	2:07.273	2:08.130	7
7	1	OLIMPIA Racing	48.812	2	ASAP Racing	43.064	1	OLIMPIA Racing	35.599	7	1	OLIMPIA Racing	2:07.366	2:07.569	4
8	3	FASTPORT	48.886	12	JDMotor	43.124	7	IÑAKI BEGUIRISTAIN	35.812	8	12	JDMotor	2:07.793	2:08.338	8
9	15	JER Motorsport	48.898	3	FASTPORT	43.189	12	JDMotor	35.899	9	3	FASTPORT	2:08.325	2:08.555	9
10	7	IÑAKI BEGUIRISTAIN	49.419	7	IÑAKI BEGUIRISTAIN	43.418	3	FASTPORT	36.250	10	7	IÑAKI BEGUIRISTAIN	2:08.649	2:09.384	10
11	27	DRS - REPSOL Racing	49.527	46	#odecorrermuchashoras	44.226	27	DRS - REPSOL Racing	36.486	11	27	DRS - REPSOL Racing	2:10.383	2:10.940	11
12	46	#odecorrermuchashoras	49.676	8	Museo del Recambio	44.272	46	#odecorrermuchashoras	36.562	12	46	#odecorrermuchashoras	2:10.464	2:11.102	12
13	8	Museo del Recambio	50.140	27	DRS - REPSOL Racing	44.370	6	ALVITRUCKSPORT	36.666	13	8	Museo del Recambio	2:11.301	2:12.642	14
14	6	ALVITRUCKSPORT	50.165	6	ALVITRUCKSPORT	44.679	8	Museo del Recambio	36.889	14	6	ALVITRUCKSPORT	2:11.510	2:11.579	13
15	5	HLT mk3	50.918	5	HLT mk3	45.770	5	HLT mk3	37.654	15	5	HLT mk3	2:14.342	2:14.653	15
16	10	INFOVA Automoción	51.473	10	INFOVA Automoción	46.191	10	INFOVA Automoción	38.219	16	10	INFOVA Automoción	2:15.883	2:16.383	16



Circuito del Jarama  
UV Endurance RACE Jarama  
Carrera 8 horas resistencia  
Secuencia Lider 6 Horas



<u>Nº</u>	<u>Team</u>	<u>Vehiculo</u>	<u>Cat</u>	<u>Vta.Inicio</u>	<u>Vta. Fin</u>	<u>Vtas</u>	<u>Total Vtas.</u>
23	PMH Motorsport	Nissan Sunny GTI	2	1	25	25	25
2	ASAP Racing	Honda Civic EG5	1	26	27	2	2
9	RX Pro Racing	BMW 325i	3	28	29	2	2
4	HLT 2	VW Golf GTI 16v	2	30	43	14	14
2	ASAP Racing	Honda Civic EG5	1	44	55	12	14
3	FASTPORT	BMW 320i	2	56	58	3	3
2	ASAP Racing	Honda Civic EG5	1	59	164	106	120

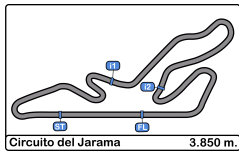


**Circuito del Jarama**  
**UV Endurance RACE Jarama**  
**Carrera 8 horas resistencia**  
**5 Mejores Tiempos 6 Horas**



Clas	Nº	Team	Vehiculo	Cat	Mejor 1		Mejor 2		Mejor 3		Mejor 4		Mejor 5	
					Tiempo	Vta.	Tiempo	Vta.	Tiempo	Vta.	Tiempo	Vta.	Tiempo	Vta.
1	23	PMH Motorsport	Nissan Sunny GTI	2	<b>2:01.508</b>	81	2:01.898	87	2:02.006	84	2:02.029	91	2:02.063	67
2	24	PMH Motorsport	Nissan Sunny GTI	2	<b>2:05.657</b>	118	2:05.779	44	2:05.839	15	2:06.050	25	2:06.052	38
3	4	HLT 2	VW Golf GTI 16v	2	<b>2:06.911</b>	2	2:06.970	3	2:07.066	8	2:07.138	146	2:07.301	30
4	1	OLIMPIA Racing	Citroen AX	1	<b>2:07.569</b>	30	2:07.763	31	2:08.086	18	2:08.128	25	2:08.217	34
5	2	ASAP Racing	Honda Civic EG5	1	<b>2:07.999</b>	50	2:08.266	38	2:08.458	6	2:08.485	96	2:08.529	16
6	9	RX Pro Racing	BMW 325i	3	<b>2:08.116</b>	13	2:08.385	16	2:08.421	21	2:08.468	141	2:08.515	14
7	15	JER Motorsport	HONDA Civic	1	<b>2:08.130</b>	122	2:08.628	80	2:08.818	88	2:09.090	128	2:09.190	78
8	12	JDMotor	BMW 325i E30	3	<b>2:08.338</b>	39	2:08.929	43	2:09.020	42	2:09.112	48	2:09.181	94
9	3	FASTPORT	BMW 320i	2	<b>2:08.555</b>	12	2:09.012	14	2:09.091	13	2:09.266	11	2:09.348	20
10	7	IÑAKI BEGUIRISTAIN UGARTE	VW Golf	2	<b>2:09.384</b>	19	2:09.614	13	2:09.646	25	2:09.817	11	2:09.886	29
11	27	DRS - REPSOL Racing Team	BMW 318is E36	2	<b>2:10.940</b>	14	2:11.262	79	2:11.326	60	2:11.460	103	2:11.492	4
12	46	#lodecorrermuchashoras	Mazda MX5	1	<b>2:11.102</b>	121	2:11.129	114	2:11.146	109	2:11.295	122	2:11.582	113
13	6	ALVITRUCKSPORT	BMW 320i E36	2	<b>2:11.579</b>	2	2:12.779	8	2:13.269	18	2:13.365	10	2:13.385	5
14	8	Museo del Recambio	BMW E36	3	<b>2:12.642</b>	91	2:12.712	88	2:13.014	82	2:13.107	85	2:13.219	81
15	5	HLT mk3	VW Golf	2	<b>2:14.653</b>	35	2:14.854	98	2:15.056	25	2:15.285	28	2:15.397	27
16	10	INFOVA Automoción	VW Golf	2	<b>2:16.383</b>	65	2:16.508	58	2:16.893	72	2:16.960	56	2:16.965	57

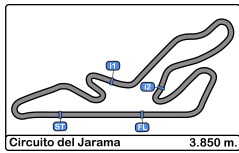




**Circuito del Jarama**  
**UV Endurance RACE Jarama**  
**Carrera 8 horas resistencia**  
**5 Mejores Velocidades 6 Horas**



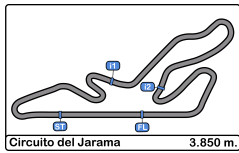
Clas	Nº	Team	Vehiculo	Cat	Maxima 1		Maxima 2		Maxima 3		Maxima 4		Maxima 5		Media
					Km/h	Vta.	Km/h	Vta.	Km/h	Vta.	Km/h	Vta.	Km/h	Vta.	
1	9	RX Pro Racing	BMW 325i	3	184.9	23	182.4	33	182.1	29	181.8	34	181.2	24	182.5
2	3	FASTPORT	BMW 320i	2	182.4	30	181.5	106	180.9	18	180.9	95	180.6	13	181.2
3	23	PMH Motorsport	Nissan Sunny GTI	2	181.8	56	181.5	32	181.5	78	181.2	81	180.9	86	181.3
4	24	PMH Motorsport	Nissan Sunny GTI	2	181.5	11	181.2	34	180.9	2	180.9	9	179.7	30	180.8
5	12	JDMotor	BMW 325i E30	3	180.3	39	179.4	61	177.9	49	177.6	40	177.3	45	178.5
6	27	DRS - REPSOL Racing Team	BMW 318is E36	2	178.2	3	177.9	4	177.6	5	177.6	17	177.3	10	177.7
7	15	JER Motorsport	HONDA Civic	1	177.9	80	175.0	63	174.7	143	174.4	81	174.4	122	175.3
8	4	HLT 2	VW Golf GTI 16v	2	177.3	7	177.3	45	177.0	81	176.4	76	176.1	80	176.8
9	7	IÑAKI BEGUIRISTAIN UGARTE	VW Golf	2	177.0	2	176.7	83	172.5	84	172.2	82	171.9	76	174.1
10	2	ASAP Racing	Honda Civic EG5	1	176.1	35	173.9	88	173.9	104	173.3	89	173.0	59	174.0
11	8	Museo del Recambio	BMW E36	3	173.0	74	172.5	61	172.5	76	171.1	73	170.8	49	172.0
12	1	OLIMPIA Racing	Citroen AX	1	171.4	30	171.4	32	170.0	28	169.8	25	169.0	18	170.3
13	6	ALVITRUCKSPORT	BMW 320i E36	2	171.4	2	171.4	119	170.3	31	170.0	3	169.0	30	170.4
14	46	#lodecorrermuchashoras	Mazda MX5	1	166.1	58	165.6	3	164.6	2	164.3	116	163.3	78	164.8
15	10	INFOVA Automoción	VW Golf	2	165.8	75	165.1	69	163.8	127	163.6	68	163.3	67	164.3
16	5	HLT mk3	VW Golf	2	165.6	52	164.1	51	164.1	56	163.6	24	163.3	3	164.1



Circuito del Jarama  
UV Endurance RACE Jarama  
Carrera 8 horas resistencia  
Secuencia Vueltas Rápidas 6 Horas



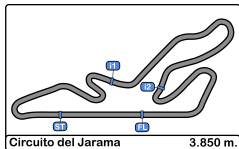
<u>Vta</u>	<u>Hora Día</u>	<u>T Sesion</u>	<u>Nº</u>	<u>Piloto</u>	<u>Vehiculo</u>	<u>Cat</u>	<u>Time</u>	<u>Km/h</u>
2	15:04:27.792	2:04:12.792	23	PMH Motorsport	Nissan Sunny GTI	2	<b>2:05.753</b>	110.2
16	15:34:05.941	2:33:50.941	23	PMH Motorsport	Nissan Sunny GTI	2	<b>2:05.532</b>	110.4
24	15:50:55.322	2:50:40.322	23	PMH Motorsport	Nissan Sunny GTI	2	<b>2:05.254</b>	110.6
28	16:15:37.460	3:15:22.460	23	PMH Motorsport	Nissan Sunny GTI	2	<b>2:05.193</b>	110.7
29	16:17:42.511	3:17:27.511	23	PMH Motorsport	Nissan Sunny GTI	2	<b>2:05.051</b>	110.8
31	16:21:52.306	3:21:37.306	23	PMH Motorsport	Nissan Sunny GTI	2	<b>2:04.290</b>	111.5
32	16:23:56.271	3:23:41.271	23	PMH Motorsport	Nissan Sunny GTI	2	<b>2:03.965</b>	111.8
53	17:15:18.725	4:15:03.725	23	PMH Motorsport	Nissan Sunny GTI	2	<b>2:03.277</b>	112.4
54	17:17:21.410	4:17:06.410	23	PMH Motorsport	Nissan Sunny GTI	2	<b>2:02.685</b>	112.9
62	17:33:46.357	4:33:31.357	23	PMH Motorsport	Nissan Sunny GTI	2	<b>2:02.461</b>	113.1
67	17:44:00.601	4:43:45.601	23	PMH Motorsport	Nissan Sunny GTI	2	<b>2:02.063</b>	113.5
81	18:21:03.281	5:20:48.281	23	PMH Motorsport	Nissan Sunny GTI	2	<b>2:01.508</b>	114.0



Circuito del Jarama  
 UV Endurance RACE Jarama  
 Carrera 8 horas resistencia  
 Mejor Maxima Velocidad del Evento 6 Horas



<b>Nº</b>	<b>Team</b>	<b>Vehiculo</b>	<b>Cat</b>	<b>Clas</b>	<b>Km/h</b>	<b>Sesion</b>
24	PMH Motorsport	Nissan Sunny GTI	2	1	190.1	Entrenamiento no cronometrado
4	HLT 2	VW Golf GTI 16v	2	2	187.1	Entrenamiento no cronometrado
9	RX Pro Racing	BMW 325i	3	1	187.1	Entrenamiento no cronometrado
23	PMH Motorsport	Nissan Sunny GTI	2	3	184.9	Entrenamiento cronometrado
3	FASTPORT	BMW 320i	2	4	182.7	Entrenamiento no cronometrado
12	JDMotor	BMW 325i E30	3	2	180.3	Carrera 8 horas resistencia
2	ASAP Racing	Honda Civic EG5	1	1	179.1	Entrenamiento cronometrado
27	DRS - REPSOL Racing Team	BMW 318is E36	2	5	178.2	Carrera 8 horas resistencia
15	JER Motorsport	HONDA Civic	1	2	177.9	Carrera 8 horas resistencia
7	IÑAKI BEGUIRISTAIN UGARTE	VW Golf	2	6	177.0	Carrera 8 horas resistencia
8	Museo del Recambio	BMW E36	3	3	173.3	Entrenamiento no cronometrado
6	ALVITRUCKSPORT	BMW 320i E36	2	7	172.8	Entrenamiento cronometrado
1	OLIMPIA Racing	Citroen AX	1	3	171.4	Carrera 8 horas resistencia
46	#lodecorrermuchashoras	Mazda MX5	1	4	167.4	Entrenamiento no cronometrado
10	INFOVA Automoción	VW Golf	2	8	165.8	Carrera 8 horas resistencia
5	HLT mk3	VW Golf	2	9	165.6	Carrera 8 horas resistencia

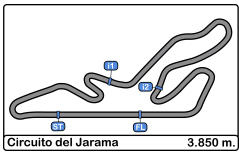


**Circuito del Jarama**  
**UV Endurance RACE Jarama**  
**Carrera 8 horas resistencia**  
**Cuentavueltas 6 Horas**



**VTA**

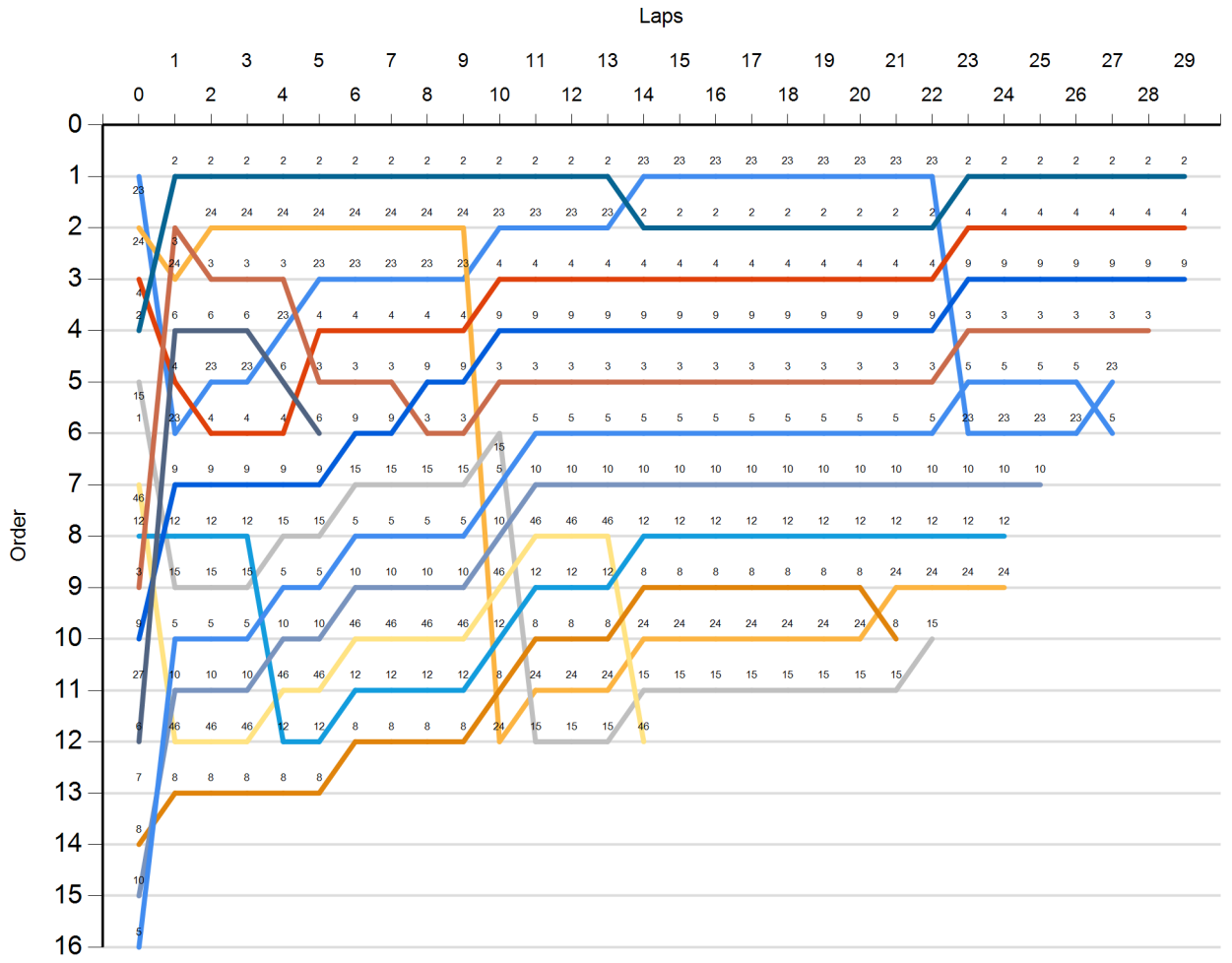
Nr	Pos	Grid	1	2	3	4	5	6	7	8	9	10	11	12	13	14	15	16	17	18	19	20	21	22	23	24	25	26	27	28	29	
23	1	23	2	2	2	2	2	2	2	2	2	2	2	2	2	23	23	23	23	23	23	23	23	23	2	2	2	2	2	2	2	
24	2	24	3	24	24	24	24	24	24	24	24	23	23	23	23	2	2	2	2	2	2	2	2	2	4	4	4	4	4	4	4	
4	3	4	24	3	3	3	23	23	23	23	23	4	4	4	4	4	4	4	4	4	4	4	4	4	9	9	9	9	9	9	9	
2	4	2	6	6	6	23	4	4	4	4	9	9	9	9	9	9	9	9	9	9	9	9	9	9	3	3	3	3	3	3	3	
15	5	15	4	23	23	6	3	3	3	9	9	3	3	3	3	3	3	3	3	3	3	3	3	3	5	5	5	5	23	23	5	
1	6	1	23	4	4	4	6	9	9	3	3	15	5	5	5	5	5	5	5	5	5	5	5	5	23	23	23	23	5			
46	7	46	9	9	9	9	9	15	15	15	15	5	10	10	10	10	10	10	10	10	10	10	10	10	10	10	10	10	10	10	10	
12	8	12	12	12	12	15	15	5	5	5	5	10	46	46	46	12	12	12	12	12	12	12	12	12	12	12	12	12	12	12	12	
3	9	3	15	15	15	5	5	10	10	10	10	46	12	12	12	8	8	8	8	8	8	8	8	24	24	24	24	24	24	24	24	
9	10	9	5	5	5	10	10	46	46	46	46	12	8	8	8	24	24	24	24	24	24	24	24	8	15							
27	11	27	10	10	10	46	46	12	12	12	12	8	24	24	24	15	15	15	15	15	15	15	15									
6	12	6	46	46	46	12	12	8	8	8	8	24	15	15	15	46																
7	13	7	8	8	8	8	8																									
8	14	8																														
10	15	10																														
5	16	5																														

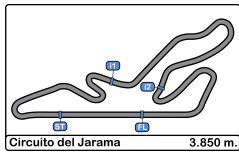


**Circuito del Jarama**  
**UV Endurance RACE Jarama**  
**Carrera 8 horas resistencia**  
**Cuentavueltas Gráfico 6 Horas**



- 23
- 24
- 4
- 2
- 15
- 1
- 46
- 12
- 3
- 9
- 27
- 6
- 7
- 8
- 10
- 5





**Circuito del Jarama**  
**UV Endurance RACE Jarama**  
**Carrera 8 horas resistencia**  
**Tiempos Parada en Pit 6 Horas**



<u>Nº</u>	<u>Tiempo Día</u>	<u>Team</u>	<u>Vehiculo</u>	<u>Cat</u>	<u>Tiempo Entrada</u>	<u>Nº Parada</u>	<u>Tiempo Pit</u>	<u>Handicap</u>
12	18:07:00.688	JDMotor	BMW 325i E30	3	5:06:45.619	1	7:54.100	7:00
24	18:18:47.561	PMH Motorsport	Nissan Sunny GTI	2	5:18:32.492	1	12:14.104	7:00
15	18:22:51.320	JER Motorsport	HONDA Civic	1	5:22:36.251	1	12:39.435	7:00