


**Circuito de Barcelona**  
**International GT Open**  
**Qualifying - 1 Driver - 1**  
**Provisional Results**



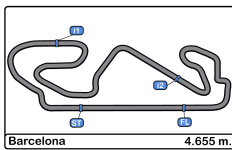
Cls	Nº	Entrant/Team	Nat	Driver 1	Nat	Driver 2	Nat	Vehicle	Cat	Cls	Laps	Best	Time	Gap	Interval	Km/h
1	20	SPS Automotive Performance	DEU	Valentin Pierburg	DEU	Bronze <b>Tom Onslow-Cole</b>	GBR	Gold Mercedes AMG GT3	PROAM	1	12	8	1:43.404			162.0
2	27	Daiko Lazarus Racing	ITA	<b>Fabrizio Crestani</b>	ITA	Silver Miguel Ramos	PRT	Bronze Lamborghini Huracan GT3	PROAM	2	8	6	1:43.496	0.092	0.092	161.9
3	12	Ombra Racing	ITA	Andrea Rizzoli	ITA	Silver <b>Damiano Fioravanti</b>	ITA	Silver Lamborghini Huracan GT3	PRO	1	9	7	1:43.671	0.267	0.175	161.6
4	25	Imperiale Racing	ITA	Riccardo Agostini	ITA	Gold <b>Rik Breukers</b>	NLD	Silver Lamborghini Huracan GT3	PRO	2	13	10	1:43.818	0.414	0.147	161.4
5	51	Luzich Racing	USA	Alessandro Pier Guidi	ITA	Platinum <b>Mikkel Mac</b>	DNK	Gold Ferrari 488 GT3	PRO	3	11	8	1:44.020	0.616	0.202	161.1
6	77	Olimp Racing	POL	Marcin Jedlinski	POL	Bronze <b>Mateusz Lisowski</b>	POL	Silver Audi R8 LMS	PROAM	3	11	7	1:44.053	0.649	0.033	161.0
7	16	Drivex School	ESP	Marcelo Hahn	BRA	Bronze <b>Allam Khodair</b>	BRA	Gold Mercedes AMG GT3	PROAM	4	12	9	1:44.103	0.699	0.050	160.9
8	17	Senkyr Motorsport	CZE	<b>Richard Gonda</b>	SVK	Silver	DNK	Silver BMW M6 GT3	PRO	4	9	6	1:44.112	0.708	0.009	160.9
9	96	Optimum Motorsport	GBR	<b>Bradley Ellis</b>	GBR	Silver Oliver Wilkinson	GBR	Bronze Audi R8 LMS	PROAM	5	13	9	1:44.144	0.740	0.032	160.9
10	63	Imperiale Racing	ITA	Giovanni Venturini	ITA	Gold <b>Jeroen Mul</b>	NLD	Silver Lamborghini Huracan GT3	PRO	5	10	2	1:44.226	0.822	0.082	160.7
11	6	Vincenzo Sospiri Racing	ITA	Kang Ling	CHN	Silver <b>Philip Keen</b>	GBR	Gold Lamborghini Huracan GT3	PRO	6	10	7	1:44.233	0.829	0.007	160.7
12	333	Rinaldi Racing	DEU	Rinat Salikhov	RUS	Bronze <b>David Perel</b>	ZAF	Silver Ferrari 488 GT3	PROAM	6	11	8	1:44.358	0.954	0.125	160.5
13	84	Winward Racing / HTP	USA	Russell Ward	USA	Silver <b>Indy Dontje</b>	NLD	Silver Mercedes AMG GT3	PRO	7	14	4	1:44.451	1.047	0.093	160.4
14	33	Rinaldi Racing	DEU	Christian Hook	DEU	Bronze <b>Dominik Schwager</b>	DEU	Gold Ferrari 488 GT3	PROAM	7	13	11	1:44.478	1.074	0.027	160.3
15	28	Daiko Lazarus Racing	ITA	<b>Toby Sowery</b>	GBR	Silver Giuseppe Cipriani	ITA	Bronze Lamborghini Huracan GT3	PROAM	8	13	9	1:44.604	1.200	0.126	160.2
16	47	RACE / BMW Team Teo Martín	ESP	Fran Rueda	ESP	Silver <b>Andrés Saravia</b>	GTM	Silver BMW M6 GT3	PRO	8	11	10	1:44.890	1.486	0.286	159.7
17	52	Luzich Racing	USA	<b>Marco Cioci</b>	ITA	Gold Matt Griffin	IRL	Gold Ferrari 488 GT3	PRO	9	12	8	1:44.986	1.582	0.096	159.6
18	11	RS Racing	ITA	Daniele Di Amato	ITA	Silver <b>Andrea Montermini</b>	ITA	Gold Ferrari 488 GT3	PRO	10	3	3	1:45.127	1.723	0.141	159.4
19	91	Target Racing	ITA	Stefano Costantini	ITA	Bronze		Lamborghini Huracan GT3	AM	1	13	11	1:45.129	1.725	0.002	159.4
20	90	Target Racing	ITA	Alberto Di Folco	ITA	Silver <b>Adrian Zaugg</b>	CHE	Silver Lamborghini Huracan GT3	PRO	11	11	10	1:45.162	1.758	0.033	159.3
21	36	Drivex School	ESP	<b>Christian Hahn</b>	BRA	Bronze Lucas Auer	AUT	Gold Mercedes AMG GT3	PROAM	9	15	5	1:45.194	1.790	0.032	159.3
22	3	RACE / BMW Team Teo Martín	ESP	<b>Lourenço Beirão da Veiga</b>	PRT	Silver Juan Cruz Álvarez	ARG	Silver BMW M6 GT3	PRO	12	12	9	1:45.262	1.858	0.068	159.2
23	71	Luzich Racing	USA	<b>Alexander West</b>	SWE	Bronze Michele Rugolo	ITA	Gold Ferrari 488 GT3	PROAM	10	12	8	1:45.898	2.494	0.636	158.2
24	99	Sports and You	PRT	<b>Manuel Da Costa</b>	PRT	Bronze Miguel Sardinha	PRT	Bronze Mercedes AMG GT3	AM	2	13	11	1:45.986	2.582	0.088	158.1
25	19	Imperiale Racing	ITA	<b>Jiatong Liang</b>	CHN	Bronze Raffaele Giammaria	ITA	Gold Lamborghini Huracan GT3	PROAM	11	13	12	1:46.090	2.686	0.104	157.9
26	66	Vincenzo Sospiri Racing	ITA	Giulio Borlenghi	BRA	Bronze <b>Andrzej Lewandowski</b>	POL	Bronze Lamborghini Huracan GT3	AM	3	8	4	1:46.157	2.753	0.067	157.8
27	5	Olimp Racing	POL	Stanislaw Jedlinski	POL	Bronze <b>Malgorzata Rdest</b>	POL	Bronze Audi R8 LMS	AM	4	13	10	1:46.213	2.809	0.056	157.7
28	72	Lechner Racing	AUT	<b>Mario Plachutta</b>	AUT	Bronze Thomas Jäger	DEU	Gold Mercedes AMG GT3	PROAM	12	10	7	1:46.620	3.216	0.407	157.1
29	7	RACE / BMW Team Teo Martín	ESP	<b>Márcio Basso</b>	BRA	Bronze Guilherme Salas	BRA	Bronze BMW M6 GT3	AM	5	15	11	1:47.757	4.353	1.137	155.5
30	111	Porteiro Motorsport	ESP	<b>Charles Finelli</b>	USA	Bronze Phillippe Denes	USA	Bronze Mercedes AMG GT3	AM	6	9	4	1:49.322	5.918	1.565	153.2

Published at:.....

Track Temp: 18.3 °C Air Temp: 21.0 °C Humidity: 69 % Track Status: WET

Stewards:	Race Director:	Timekeeper: 
-----------	----------------	---





**Circuito de Barcelona**  
**International GT Open**  
**Qualifying - 1 Driver - 1**  
**Provisional Results by Class**



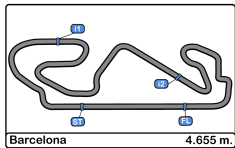
Cls	Nº	Entrant/Team	Nat	Driver 1	Nat	Status	Driver 2	Nat	Status	Vehicle	Cat	Cls	Laps	Best	Time	Gap	Interval	Km/h	
<b>PRO</b>																			
1	12	Ombra Racing	ITA	Andrea Rizzoli	ITA	Silver	<u>Damiano Fioravanti</u>	ITA	Silver	Lamborghini Huracan GT3	PRO	1	9	7	1:43.671			161.6	
2	25	Imperiale Racing	ITA	Riccardo Agostini	ITA	Gold	<u>Rik Breukers</u>	NLD	Silver	Lamborghini Huracan GT3	PRO	2	13	10	1:43.818	0.147	0.147	161.4	
3	51	Luzich Racing	USA	Alessandro Pier Guidi	ITA	Platinum	<u>Mikkel Mac</u>	DNK	Gold	Ferrari 488 GT3	PRO	3	11	8	1:44.020	0.349	0.202	161.1	
4	17	Senkyr Motorsport	CZE	<u>Richard Gonda</u>	SVK	Silver	Mikkel Jensen	DNK	Silver	BMW M6 GT3	PRO	4	9	6	1:44.112	0.441	0.092	160.9	
5	63	Imperiale Racing	ITA	Giovanni Venturini	ITA	Gold	<u>Jeroen Mul</u>	NLD	Silver	Lamborghini Huracan GT3	PRO	5	10	2	1:44.226	0.555	0.114	160.7	
6	6	Vincenzo Sospiri Racing	ITA	Kang Ling	CHN	Silver	<u>Philip Keen</u>	GBR	Gold	Lamborghini Huracan GT3	PRO	6	10	7	1:44.233	0.562	0.007	160.7	
7	84	Winward Racing / HTP	USA	Russell Ward	USA	Silver	<u>Indy Dontje</u>	NLD	Silver	Mercedes AMG GT3	PRO	7	14	4	1:44.451	0.780	0.218	160.4	
8	47	RACE / BMW Team Teo Martin	ESP	Fran Rueda	ESP	Silver	<u>Andrés Saravia</u>	GTM	Silver	BMW M6 GT3	PRO	8	11	10	1:44.890	1.219	0.439	159.7	
9	52	Luzich Racing	USA	<u>Marco Cioci</u>	ITA	Gold	Matt Griffin	IRL	Gold	Ferrari 488 GT3	PRO	9	12	8	1:44.986	1.315	0.096	159.6	
10	11	RS Racing	ITA	Daniele Di Amato	ITA	Silver	<u>Andrea Montermini</u>	ITA	Gold	Ferrari 488 GT3	PRO	10	3	3	1:45.127	1.456	0.141	159.4	
11	90	Target Racing	ITA	Alberto Di Folco	ITA	Silver	<u>Adrian Zaugg</u>	CHE	Silver	Lamborghini Huracan GT3	PRO	11	11	10	1:45.162	1.491	0.035	159.3	
12	3	RACE / BMW Team Teo Martin	ESP	<u>Lourenço Beirão da Veiga</u>	PRT	Silver	Juan Cruz Álvarez	ARG	Silver	BMW M6 GT3	PRO	12	12	9	1:45.262	1.591	0.100	159.2	
<b>PROAM</b>																			
1	20	SPS Automotive Performance	DEU	Valentin Pierburg	DEU	Bronze	<u>Tom Onslow-Cole</u>	GBR	Gold	Mercedes AMG GT3	PROAM	1	12	8	1:43.404			162.0	
2	27	Daiko Lazarus Racing	ITA	<u>Fabrizio Crestani</u>	ITA	Silver	Miguel Ramos	PRT	Bronze	Lamborghini Huracan GT3	PROAM	2	8	6	1:43.496	0.092	0.092	161.9	
3	77	Olimp Racing	POL	Marcin Jedlinski	POL	Bronze	<u>Mateusz Lisowski</u>	POL	Silver	Audi R8 LMS	PROAM	3	11	7	1:44.053	0.649	0.557	161.0	
4	16	Drivex School	ESP	Marcelo Hahn	BRA	Bronze	<u>Allam Khodair</u>	BRA	Gold	Mercedes AMG GT3	PROAM	4	12	9	1:44.103	0.699	0.050	160.9	
5	96	Optimum Motorsport	GBR	<u>Bradley Ellis</u>	GBR	Silver	Oliver Wilkinson	GBR	Bronze	Audi R8 LMS	PROAM	5	13	9	1:44.144	0.740	0.041	160.9	
6	333	Rinaldi Racing	DEU	Rinat Salikhov	RUS	Bronze	<u>David Perel</u>	ZAF	Silver	Ferrari 488 GT3	PROAM	6	11	8	1:44.358	0.954	0.214	160.5	
7	33	Rinaldi Racing	DEU	Christian Hook	DEU	Bronze	<u>Dominik Schwager</u>	DEU	Gold	Ferrari 488 GT3	PROAM	7	13	11	1:44.478	1.074	0.120	160.3	
8	28	Daiko Lazarus Racing	ITA	<u>Toby Sowery</u>	GBR	Silver	Giuseppe Cipriani	ITA	Bronze	Lamborghini Huracan GT3	PROAM	8	13	9	1:44.604	1.200	0.126	160.2	
9	36	Drivex School	ESP	<u>Christian Hahn</u>	BRA	Bronze	Lucas Auer	AUT	Gold	Mercedes AMG GT3	PROAM	9	15	5	1:45.194	1.790	0.590	159.3	
10	71	Luzich Racing	USA	<u>Alexander West</u>	SWE	Bronze	Michele Rugolo	ITA	Gold	Ferrari 488 GT3	PROAM	10	12	8	1:45.898	2.494	0.704	158.2	
11	19	Imperiale Racing	ITA	<u>Jiatong Liang</u>	CHN	Bronze	Raffaele Giammaria	ITA	Gold	Lamborghini Huracan GT3	PROAM	11	13	12	1:46.090	2.686	0.192	157.9	
12	72	Lechner Racing	AUT	<u>Mario Plachutta</u>	AUT	Bronze	Thomas Jäger	DEU	Gold	Mercedes AMG GT3	PROAM	12	10	7	1:46.620	3.216	0.530	157.1	
<b>AM</b>																			
1	91	Target Racing	ITA	Stefano Costantini	ITA	Bronze				Lamborghini Huracan GT3	AM	1	13	11	1:45.129			159.4	
2	99	Sports and You	PRT	<u>Manuel Da Costa</u>	PRT	Bronze	Miguel Sardinha	PRT	Bronze	Mercedes AMG GT3	AM	2	13	11	1:45.986	0.857	0.857	158.1	
3	66	Vincenzo Sospiri Racing	ITA	Giulio Borlenghi	BRA	Bronze	<u>Andrzej Lewandowski</u>	POL	Bronze	Lamborghini Huracan GT3	AM	3	8	4	1:46.157	1.028	0.171	157.8	
4	5	Olimp Racing	POL	Stanislaw Jedlinski	POL	Bronze	<u>Malgorzata Rdest</u>	POL	Bronze	Audi R8 LMS	AM	4	13	10	1:46.213	1.084	0.056	157.7	
5	7	RACE / BMW Team Teo Martin	ESP	<u>Márcio Basso</u>	BRA	Bronze	Guilherme Salas	BRA	Bronze	BMW M6 GT3	AM	5	15	11	1:47.757	2.628	1.544	155.5	
6	111	Porteiro Motorsport	ESP	<u>Charles Finelli</u>	USA	Bronze	Phillippe Denes	USA	Bronze	Mercedes AMG GT3	AM	6	9	4	1:49.322	4.193	1.565	153.2	

Published at:.....

Track Temp: 18.3 °C    Air Temp: 21.0 °C    Humidity: 69 %    Track Status: WET

<b>Stewards:</b>	<b>Race Director:</b>	<b>Timekeeper:</b>
------------------	-----------------------	--------------------





**Circuit de Barcelona**  
**International GT Open**  
**Qualifying - 1 Driver - 1**  
**Lap Analysis**



**3** 1 Lourenço Beirão da Veiga BMW M6 GT3 **7** 1 Márcio Basso BMW M6 GT3  
 PRO 2 Juan Cruz Álvarez RACE / BMW Team Teo Martín AM 2 Guilherme Salas RACE / BMW Team Teo Martín

Lap	D	Time	Sector 1	Sector 2	Sector 3	T. Spd	Elapsed	Lap	D	Time	Sector 1	Sector 2	Sector 3	T. Spd	Elapsed
1	1	11:13:07.696	11:11:24.636	41.167	1:01.893	150.2	11:13:07.696	1	1	11:08:38.395	11:07:06.714	50.167	41.514	156.5	11:08:38.395
2	1	1:45.606	29.668	41.063	34.875	267.3	11:14:53.302	2	1	1:58.748	34.319	46.319	38.110	240.0	11:10:37.143
3	1	1:55.479	29.773	46.323	39.383	266.6	11:16:48.781	3	1	2:01.230	32.676	45.627	42.927	260.2	11:12:38.373
4	1	2:00.961 P	29.880	44.360	46.721	267.3	11:18:49.742	4	1	1:51.160	31.315	42.765	37.080	262.1	11:14:29.533
5	1	7:59.138	6:41.986	41.788	35.364	183.0	11:26:48.880	5	1	1:51.220	31.782	42.965	36.473	263.4	11:16:20.753
6	1	1:45.981	29.777	41.253	34.951	268.6	11:28:34.861	6	1	1:51.461	30.883	43.751	36.827	265.3	11:18:12.214
7	1	1:51.349 P	29.643	41.176	40.530	269.3	11:30:26.210	7	1	2:15.409 P	32.704	53.215	49.490	265.3	11:20:27.623
8	1	2:51.262	1:32.863	42.975	35.424	178.5	11:33:17.472	8	1	7:10.701	5:49.392	44.287	37.022	181.5	11:27:38.324
9	1	1:45.262	29.632	40.842	34.788	267.9	11:35:02.734	9	1	1:48.889	30.848	42.276	35.765	262.7	11:29:27.213
10	1	1:51.114	29.725	45.776	35.613	272.0	11:36:53.848	10	1	1:48.761	30.870	42.223	35.668	265.3	11:31:15.974
11	1	1:48.033	29.549	40.976	37.508	269.3	11:38:41.881	11	1	1:47.757	30.345	41.711	35.701	266.0	11:33:03.731
12	1	1:56.261 P	29.591	43.934	42.736	269.3	11:40:38.142	12	1	1:51.270	30.245	42.334	38.691	269.3	11:34:55.001

**5** 1 Stanislaw Jedlinski Audi R8 LMS  
 AM 2 Malgorzata Rdest Olimp Racing

Lap	D	Time	Sector 1	Sector 2	Sector 3	T. Spd	Elapsed	Lap	D	Time	Sector 1	Sector 2	Sector 3	T. Spd	Elapsed
1	2	11:10:16.682	11:08:52.233	46.383	38.066	121.7	11:10:16.682	13	1	1:49.895	30.471	42.854	36.570	264.7	11:36:44.896
2	2	1:52.306	32.617	43.721	35.968	258.3	11:12:08.988	14	1	2:00.014	32.861	50.073	37.080	266.0	11:38:44.910
3	2	1:48.106	30.659	42.291	35.156	262.7	11:13:57.094	15	1	2:04.412 P	30.712	42.769	50.931	266.0	11:40:49.322
4	2	1:47.422	30.402	42.007	35.013	264.0	11:15:44.516								
5	2	1:48.455	31.390	41.922	35.143	263.4	11:17:32.971	<b>11</b>	1	Daniele Di Amato	Ferrari 488 GT3				
6	2	2:00.267 P	30.236	44.848	45.183	262.7	11:19:33.238	PRO	2	Andrea Montermini	RS Racing				
7	2	8:58.583	7:38.000	44.320	36.263	142.1	11:28:31.821	<b>Lap D</b>	<b>Time</b>	<b>Sector 1</b>	<b>Sector 2</b>	<b>Sector 3</b>	<b>T. Spd</b>	<b>Elapsed</b>	
8	2	1:47.201	30.236	41.875	35.090	262.7	11:30:19.022	1	2	11:13:34.606	11:12:15.305	43.928	35.373	186.5	11:13:34.606
9	2	1:48.714	29.927	43.149	35.638	263.4	11:32:07.736	2	2	1:45.840	30.159	41.231	34.450	263.4	11:15:20.446
10	2	1:46.213	30.009	41.566	34.638	262.7	11:33:53.949	3	2	1:45.127	29.837	40.837	34.453	264.0	11:17:05.573
11	2	1:47.425	30.050	41.426	35.949	263.4	11:35:41.374	4	2		29.995			263.4	
12	2	1:47.101	30.126	41.822	35.153	263.4	11:37:28.475	<b>12</b>	1	Andrea Rizzoli	Lamborghini Huracan GT3				
13	2	1:55.640 P	30.022	41.488	44.130	264.0	11:39:24.115	PRO	2	Damiano Fioravanti	Ombra Racing				

**6** 1 Kang Ling Lamborghini Huracan GT3  
 PRO 2 Philip Keen Vincenzo Sospiri Racing

Lap	D	Time	Sector 1	Sector 2	Sector 3	T. Spd	Elapsed	Lap	D	Time	Sector 1	Sector 2	Sector 3	T. Spd	Elapsed
1	2	11:13:54.109	11:12:32.447	45.291	36.371	180.6	11:13:54.109	1	2	11:12:36.873	11:11:12.921	45.855	38.097	182.4	11:12:36.873
2	2	1:45.685	30.041	40.865	34.779	265.3	11:15:39.794	2	2	1:46.003	29.643	41.801	34.559	267.9	11:14:22.876
3	2	1:45.404	29.868	41.005	34.531	267.9	11:17:25.198	3	2	1:44.703	29.573	40.544	34.586	267.9	11:16:07.579
4	2	1:59.841 P	29.819	41.313	48.709	267.9	11:19:25.039	4	2	1:51.875 P	29.463	40.687	41.725	267.9	11:17:59.454
5	2	7:13.717 P	5:51.096	40.978	41.643	185.8	11:26:38.756	5	2	9:31.538	8:10.747	43.360	37.431	192.5	11:27:30.992
6	2	6:14.959	4:56.032	41.002	37.925	190.8	11:32:53.715	6	2	1:43.724	29.317	40.316	34.091	266.0	11:29:14.716
7	2	1:44.233	29.539	40.244	34.450	266.6	11:34:37.948	7	2	1:43.671	29.236	40.282	34.153	267.3	11:30:58.387
8	2	1:56.304	29.338	42.335	44.631	267.3	11:36:34.252	8	2	1:58.196	29.858	46.411	41.927	268.6	11:32:56.583
9	2	1:52.281	29.544	41.962	40.775	268.6	11:38:26.533	9	2	2:02.581 P	32.608	48.157	41.816	266.6	11:34:59.164
10	2	1:55.831 P	29.533	43.528	42.770	266.6	11:40:22.364	<b>16</b>	1	Marcelo Hahn	Mercedes AMG GT3				

Lap	D	Time	Sector 1	Sector 2	Sector 3	T. Spd	Elapsed	Lap	D	Time	Sector 1	Sector 2	Sector 3	T. Spd	Elapsed
1	2	11:11:00.767	11:09:41.487	43.388	35.892	181.2	11:11:00.767	PROAM	2	Allam Khodair	Drivex School				
2	2	1:53.593	29.890	40.814	42.889	265.3	11:12:54.360	<b>Lap D</b>	<b>Time</b>	<b>Sector 1</b>	<b>Sector 2</b>	<b>Sector 3</b>	<b>T. Spd</b>	<b>Elapsed</b>	
3	2	1:45.145	29.760	40.670	34.715	265.3	11:14:39.505	1	2	11:11:00.767	11:09:41.487	43.388	35.892	181.2	11:11:00.767
4	2	1:50.250	29.689	41.449	39.112	265.3	11:16:29.755	2	2	1:53.593	29.890	40.814	42.889	265.3	11:12:54.360
5	2	1:47.568	29.752	40.856	36.960	263.4	11:18:17.323	3	2	1:45.145	29.760	40.670	34.715	265.3	11:14:39.505
6	2	2:13.731 P	31.485	50.764	51.482	264.7	11:20:31.054	4	2	1:50.250	29.689	41.449	39.112	265.3	11:16:29.755
7	2	8:28.871	7:09.518	43.434	35.919	175.6	11:28:59.925	5	2	1:47.568	29.752	40.856	36.960	263.4	11:18:17.323
8	2	1:44.128	29.314	40.255	34.559	264.7	11:30:44.053	6	2	2:13.731 P	31.485	50.764	51.482	264.7	11:20:31.054
9	2	1:44.103	29.375	40.213	34.515	264.7	11:32:28.156	7	2	8:28.871	7:09.518	43.434	35.919	175.6	11:28:59.925
10	2	1:53.389	29.489	48.450	35.450	264.7	11:34:21.545	8	2	1:44.128	29.314	40.255	34.559	264.7	11:30:44.053
11	2	1:48.457	29.643	42.265	36.549	265.3	11:36:10.002	9	2	1:44.103	29.375	40.213	34.515	264.7	11:32:28.156
12	2	1:52.974 P	29.533	40.585	42.856	262.1	11:38:02.976	10	2	1:53.389	29.489	48.450	35.450	264.7	11:34:21.545





**Circuit de Barcelona**  
**International GT Open**  
**Qualifying - 1 Driver - 1**  
**Lap Analysis**



**17**

1 Richard Gonda BMW M6 GT3  
 PRO 2 Mikkel Jensen Senkyr Motorsport

Lap	D	Time	Sector 1	Sector 2	Sector 3	T. Spd	Elapsed
1	1	11:13:42.641	11:12:18.034	46.583	38.024	180.9	11:13:42.641
2	1	1:50.534	30.446	41.322	38.766	265.3	11:15:33.175
3	1	1:45.956	30.006	40.997	34.953	268.6	11:17:19.131
4	1	1:57.422 P	29.742	41.177	46.503	266.6	11:19:16.553
5	1	9:40.274	8:18.370	43.930	37.974	189.1	11:28:56.827
6	1	1:44.112	29.415	40.369	34.328	267.9	11:30:40.939
7	1	1:51.838	29.989	44.489	37.360	267.3	11:32:32.777
8	1	1:44.481	29.425	40.592	34.464	267.9	11:34:17.258
9	1	1:53.956 P	29.367	41.221	43.368	268.6	11:36:11.214

**19**

1 Jiatong Liang Lamborghini Huracan GT3  
 PROAM 2 Raffaele Giammaria Imperiale Racing

Lap	D	Time	Sector 1	Sector 2	Sector 3	T. Spd	Elapsed
1	1	11:12:35.365	11:11:10.238	44.447	40.680	188.1	11:12:35.365
2	1	1:49.512	31.108	42.892	35.512	260.8	11:14:24.877
3	1	1:51.124	30.494	41.452	39.178	262.7	11:16:16.001
4	1	1:46.563	30.105	41.352	35.106	263.4	11:18:02.564
5	1	2:10.052 P	30.554	51.009	48.489	263.4	11:20:12.616
6	1	5:52.880	4:26.756	47.172	38.952	183.6	11:26:05.496
7	1	2:01.048 P	31.029	43.831	46.188	259.6	11:28:06.544
8	1	4:32.063	3:15.143	41.906	35.014	190.8	11:32:38.607
9	1	1:46.094	30.016	41.272	34.806	264.7	11:34:24.701
10	1	1:47.948	29.817	41.025	37.106	264.0	11:36:12.649
11	1	1:46.652	30.046	41.414	35.192	264.0	11:37:59.301
12	1	1:46.090	30.062	41.178	34.850	262.7	11:39:45.391
13	1	2:14.049 P	29.847	54.591	49.611	264.0	11:41:59.440

**20**

1 Valentin Pierburg Mercedes AMG GT3  
 PROAM 2 Tom Onslow-Cole SPS Automotive Performance

Lap	D	Time	Sector 1	Sector 2	Sector 3	T. Spd	Elapsed
1	2	11:07:19.314	11:06:01.433	42.822	35.059	175.6	11:07:19.314
2	2	1:45.863	30.128	40.800	34.935	261.5	11:09:05.177
3	2	1:45.185	29.727	40.643	34.815	264.0	11:10:50.362
4	2	1:52.215	29.704	40.644	41.867	262.1	11:12:42.577
5	2	1:45.160	29.604	40.350	35.206	264.0	11:14:27.737
6	2	1:55.543 P	29.601	40.599	45.343	264.7	11:16:23.280
7	2	15:07.909	13:44.658	44.562	38.689	192.1	11:31:31.189
8	2	1:43.404	29.306	39.919	34.179	263.4	11:33:14.593
9	2	1:47.682	29.194	39.887	38.601	264.0	11:35:02.275
10	2	1:47.648	29.309	41.031	37.308	265.3	11:36:49.923
11	2	1:44.177	29.363	40.429	34.385	263.4	11:38:34.100
12	2	1:58.984 P	29.555	42.696	46.733	266.0	11:40:33.084

**25**

1 Riccardo Agostini Lamborghini Huracan GT3  
 PRO 2 Rik Breukers Imperiale Racing

Lap	D	Time	Sector 1	Sector 2	Sector 3	T. Spd	Elapsed
1	2	11:11:28.987	11:10:09.509	42.694	36.784	187.8	11:11:28.987
2	2	1:45.091	29.503	40.652	34.936	264.0	11:13:14.078
3	2	1:44.057	29.692	40.344	34.021	265.3	11:14:58.135
4	2	1:46.173	29.936	40.586	35.651	266.0	11:16:44.308
5	2	1:45.168	29.646	40.789	34.733	265.3	11:18:29.476
6	2	2:06.584 P	31.590	47.801	47.193	265.3	11:20:36.060
7	2	7:39.550	6:22.216	41.818	35.516	192.1	11:28:15.610
8	2	1:51.546 P	30.117	41.225	40.204	262.7	11:30:07.156
9	2	3:28.588	2:06.859	44.678	37.051	177.9	11:33:35.744
10	2	1:43.818	29.504	40.392	33.922	265.3	11:35:19.562
11	2	1:47.736	29.516	40.889	37.331	266.0	11:37:07.298
12	2	1:43.940	29.478	40.298	34.164	265.3	11:38:51.238
13	2	2:00.074 P	29.584	42.541	47.949	266.0	11:40:51.312

**27**

1 Fabrizio Crestani Lamborghini Huracan GT3  
 PROAM 2 Miguel Ramos Daiko Lazarus Racing

Lap	D	Time	Sector 1	Sector 2	Sector 3	T. Spd	Elapsed
1	1	11:09:45.123	11:08:25.501	41.190	38.432	188.1	11:09:45.123
2	1	1:44.516	29.645	40.413	34.458	265.3	11:11:29.639
3	1	1:59.752	30.687	41.658	47.407	268.6	11:13:29.391
4	1	1:54.065 P	29.807	40.551	43.707	266.6	11:15:23.456
5	1	17:20.616	16:04.482	40.769	35.365	191.1	11:32:44.072
6	1	1:43.496	29.205	40.052	34.239	266.0	11:34:27.568
7	1	1:49.845	29.355	42.733	37.757	267.3	11:36:17.413
8	1	2:11.977 P	29.479	48.195	54.303	266.0	11:38:29.390

**28**

1 Toby Sowery Lamborghini Huracan GT3  
 PROAM 2 Giuseppe Cipriani Daiko Lazarus Racing

Lap	D	Time	Sector 1	Sector 2	Sector 3	T. Spd	Elapsed
1	1	11:08:34.320	11:07:17.317	42.654	34.349	185.8	11:08:34.320
2	1	1:45.143	30.033	40.874	34.236	264.7	11:10:19.463
3	1	1:45.368	30.065	40.884	34.419	266.6	11:12:04.831
4	1	1:44.879	29.818	40.719	34.342	266.0	11:13:49.710
5	1	1:45.042	29.715	40.937	34.390	267.3	11:15:34.752
6	1	1:50.386 P	29.937	41.193	39.256	267.9	11:17:25.138
7	1	13:38.137	12:13.467	41.148	43.522	190.1	11:31:03.275
8	1	1:45.458	30.036	41.051	34.371	267.3	11:32:48.733
9	1	1:44.604	29.512	40.785	34.307	267.9	11:34:33.337
10	1	1:48.105	29.618	40.702	37.785	264.7	11:36:21.442
11	1	1:44.689	29.479	40.852	34.358	267.9	11:38:06.131
12	1	1:45.574	29.686	41.111	34.777	269.3	11:39:51.705
13	1	2:31.803 P	42.610	58.224	50.969	150.6	11:42:23.508





**Circuit de Barcelona**  
**International GT Open**  
**Qualifying - 1 Driver - 1**  
**Lap Analysis**



**33**

1 Christian Hook  
 PROAM  
 2 Dominik Schwager  
 Rinaldi Racing

Ferrari 488 GT3  
 Rinaldi Racing

**51**

1 Alessandro Pier Guidi  
 PRO  
 2 Mikkel Mac  
 Luzich Racing

Lap	D	Time	Sector 1	Sector 2	Sector 3	T. Spd	Elapsed
1	2	11:12:29.184	11:11:04.201	44.879	40.104	181.8	11:12:29.184
2	2	1:45.198	29.961	40.844	34.393	266.0	11:14:14.382
3	2	1:51.137	30.371	43.939	36.827	264.7	11:16:05.519
4	2	1:45.165	29.756	40.882	34.527	263.4	11:17:50.684
5	2	2:05.343 P	29.927	48.576	46.840	264.0	11:19:56.027
6	2	6:38.420	5:21.821	41.703	34.896	191.8	11:26:34.447
7	2	1:45.072	29.798	40.792	34.482	262.7	11:28:19.519
8	2	1:44.817	29.727	40.660	34.430	262.7	11:30:04.336
9	2	1:50.101 P	29.837	41.000	39.264	264.7	11:31:54.437
10	2	3:12.597	1:48.410	43.335	40.852	191.4	11:35:07.034
11	2	1:44.478	29.559	40.631	34.288	263.4	11:36:51.512
12	2	1:47.132	29.547	41.278	36.307	266.6	11:38:38.644
13	2	1:56.336 P	29.552	43.666	43.118	264.0	11:40:34.980

**36**

1 Christian Hahn  
 PROAM  
 2 Lucas Auer  
 Drivex School

Mercedes AMG GT3  
 Drivex School

Lap	D	Time	Sector 1	Sector 2	Sector 3	T. Spd	Elapsed
1	1	11:07:49.746	11:06:14.852	51.397	43.497	163.6	11:07:49.746
2	1	1:59.188	32.051	43.079	44.058	259.6	11:09:48.934
3	1	1:48.395	30.513	41.391	36.491	262.1	11:11:37.329
4	1	1:45.984	30.117	41.047	34.820	264.0	11:13:23.313
5	1	1:45.194	29.767	40.842	34.585	266.0	11:15:08.507
6	1	2:04.509	31.485	47.641	45.383	266.0	11:17:13.016
7	1	2:00.939 P	30.135	44.605	46.199	263.4	11:19:13.955
8	1	9:25.275	8:01.052	43.830	40.393	166.4	11:28:39.230
9	1	1:48.472	31.977	41.244	35.251	223.1	11:30:27.702
10	1	1:49.960	29.621	41.098	39.241	265.3	11:32:17.662
11	1	1:45.220	29.774	40.719	34.727	265.3	11:34:02.882
12	1	1:51.384	29.612	40.695	41.077	264.7	11:35:54.266
13	1	1:50.487	29.694	42.336	38.457	264.7	11:37:44.753
14	1	1:45.508	29.666	40.911	34.931	264.7	11:39:30.261
15	1	2:58.585 P	29.689	1:35.806	53.090	264.0	11:42:28.846

**47**

1 Fran Rueda  
 PRO  
 2 Andrés Saravia  
 RACE / BMW Team Teo Martin

BMW M6 GT3  
 RACE / BMW Team Teo Martin

Lap	D	Time	Sector 1	Sector 2	Sector 3	T. Spd	Elapsed
1	2	11:12:23.227	11:10:53.870	45.688	43.669	153.8	11:12:23.227
2	2	1:45.522	30.306	40.901	34.315	264.0	11:14:08.749
3	2	1:44.995	29.708	40.655	34.632	266.0	11:15:53.744
4	2	1:52.018	30.731	44.151	37.136	266.6	11:17:45.762
5	2	1:58.906 P	29.670	44.101	45.135	266.0	11:19:44.668
6	2	13:16.844	11:47.924	49.984	38.936	129.0	11:33:01.512
7	2	1:46.833	29.377	41.973	35.483	266.6	11:34:48.345
8	2	1:47.854	29.880	41.422	36.552	266.0	11:36:36.199
9	2	1:45.035	29.565	40.779	34.691	269.3	11:38:21.234
10	2	1:44.890	29.641	40.700	34.549	267.3	11:40:06.124
11	2	2:27.457 P	30.014	1:02.169	55.274	266.6	11:42:33.581

**52**

1 Marco Cioci  
 PRO  
 2 Matt Griffin  
 Luzich Racing

Lap	D	Time	Sector 1	Sector 2	Sector 3	T. Spd	Elapsed
1	1	11:10:57.255	11:09:32.372	48.255	36.628	154.7	11:10:57.255
2	1	1:46.929	30.643	41.503	34.783	262.1	11:12:44.184
3	1	1:45.772	30.072	40.995	34.705	264.7	11:14:29.956
4	1	1:49.506	30.495	40.815	38.196	266.0	11:16:19.462
5	1	1:57.521 P	29.898	41.289	46.334	264.0	11:18:16.983
6	1	11:39.848	10:23.532	42.012	34.304	187.5	11:29:56.831
7	1	1:45.048	29.822	40.636	34.590	262.7	11:31:41.879
8	1	1:44.986	29.683	40.854	34.449	264.0	11:33:26.865
9	1	1:45.016	29.604	40.787	34.625	264.0	11:35:11.881
10	1	1:45.031	29.636	40.758	34.637	264.0	11:36:56.912
11	1	1:46.594	29.719	40.935	35.940	264.0	11:38:43.506
12	1	2:08.982 P	29.622	44.308	55.052	264.7	11:40:52.488

**63**

1 Giovanni Venturini  
 PRO  
 2 Jeroen Mul  
 Imperiale Racing

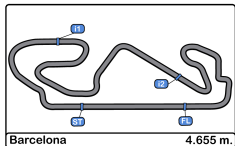
Lap	D	Time	Sector 1	Sector 2	Sector 3	T. Spd	Elapsed
1	2	11:12:17.330	11:10:55.687	42.590	39.053	189.8	11:12:17.330
2	2	1:44.226	29.721	40.389	34.116	264.7	11:14:01.556
3	2	1:44.349	29.816	40.418	34.115	265.3	11:15:45.905
4	2	1:55.576	34.229	42.926	38.421	224.5	11:17:41.481
5	2	1:56.561 P	29.565	45.319	41.677	265.3	11:19:38.042
6	2	11:12.500	9:55.548	41.733	35.219	186.2	11:30:50.542
7	2	1:44.786	29.615	40.574	34.597	264.7	11:32:35.328
8	2	1:44.233	29.541	40.521	34.171	266.6	11:34:19.561
9	2	1:50.431	29.499	40.810	40.122	266.0	11:36:09.992
10	2	1:54.618 P	31.312	41.589	41.717	253.5	11:38:04.610

**66**

1 Giulio Borlenghi  
 AM  
 2 Andrzej Lewandowski  
 Vincenzo Sospiri Racing

Lap	D	Time	Sector 1	Sector 2	Sector 3	T. Spd	Elapsed
1	2	11:26:38.577	11:25:19.297	43.239	36.041	182.7	11:26:38.577
2	2	1:47.028	30.293	41.506	35.229	267.3	11:28:25.605
3	2	1:46.817	30.066	41.735	35.016	266.0	11:30:12.422
4	2	1:46.157	30.003	41.151	35.003	268.6	11:31:58.579
5	2	1:46.464	29.835	41.684	34.945	267.9	11:33:45.043
6	2	2:11.585 P	30.023	41.521	1:00.041	268.6	11:35:56.628
7	2	2:36.063	58.748	59.390	37.925	131.8	11:38:32.691
8	2	1:57.954 P	30.102	41.559	46.293	267.3	11:40:30.645





**Circuit de Barcelona**  
**International GT Open**  
**Qualifying - 1 Driver - 1**  
**Lap Analysis**



**71** 1 Alexander West Ferrari 488 GT3 **84** 1 Russell Ward Mercedes AMG GT3  
 PROAM 2 Michele Rugolo Luzich Racing PRO 2 Indy Dontje Winward Racing / HTP Motorsport

Lap	D	Time	Sector 1	Sector 2	Sector 3	T. Spd	Elapsed	Lap	D	Time	Sector 1	Sector 2	Sector 3	T. Spd	Elapsed
1	1	11:11:32.795	11:10:08.001	45.847	38.947	181.2	11:11:32.795	1	2	11:09:29.704	11:07:57.967	52.475	39.262	123.5	11:09:29.704
2	1	1:47.928	30.316	41.721	35.891	263.4	11:13:20.723	2	2	1:48.530	31.444	42.123	34.963	257.1	11:11:18.234
3	1	1:46.296	30.015	41.178	35.103	264.7	11:15:07.019	3	2	1:45.004	30.035	40.654	34.315	262.1	11:13:03.238
4	1	1:46.230	29.882	41.186	35.162	264.7	11:16:53.249	4	2	1:44.451	29.846	40.355	34.250	263.4	11:14:47.689
5	1	1:46.765	29.779	41.301	35.685	265.3	11:18:40.014	5	2	1:47.914	29.642	40.389	37.883	263.4	11:16:35.603
6	1	2:06.830 P	32.055	46.340	48.435	252.9	11:20:46.844	6	2	1:46.165	29.701	41.307	35.157	262.1	11:18:21.768
7	1	6:10.981	4:52.996	42.733	35.252	180.3	11:26:57.825	7	2	2:12.980 P	34.015	52.355	46.610	264.0	11:20:34.748
8	1	1:45.898	29.851	41.169	34.878	264.7	11:28:43.723	8	2	10:51.180	9:31.294	43.836	36.050	173.0	11:31:25.928
9	1	1:48.962	29.867	41.125	37.970	264.7	11:30:32.685	9	2	1:46.008	29.842	40.744	35.422	261.5	11:33:11.936
10	1	1:47.831	29.750	41.036	37.045	264.7	11:32:20.516	10	2	1:48.822	29.622	40.534	38.666	262.7	11:35:00.758
11	1	1:46.068	29.837	41.085	35.146	265.3	11:34:06.584	11	2	1:44.454	29.584	40.408	34.462	263.4	11:36:45.212
12	1	2:24.529 P	29.710	41.053	1:13.766	265.3	11:36:31.113	12	2	1:46.382	29.929	41.095	35.358	264.7	11:38:31.594

**72** 1 Mario Plachutta Mercedes AMG GT3  
 PROAM 2 Thomas Jäger Lechner Racing

Lap	D	Time	Sector 1	Sector 2	Sector 3	T. Spd	Elapsed	Lap	D	Time	Sector 1	Sector 2	Sector 3	T. Spd	Elapsed
1	1	11:18:02.163	11:16:23.938	50.917	47.308	165.6	11:18:02.163	13	2	1:44.682	29.513	40.596	34.573	263.4	11:40:16.276
2	1	2:12.016 P	32.695	51.672	47.649	255.3	11:20:14.179	14	2	2:18.386 P	32.056	53.964	52.366	262.7	11:42:34.662
3	1	5:53.312	4:28.982	45.196	39.134	165.6	11:26:07.491	1	2	11:12:26.713	11:11:02.275	42.867	41.571	167.4	11:12:26.713
4	1	1:51.976	31.195	42.500	38.281	260.8	11:27:59.467	2	2	1:45.231	29.877	40.999	34.355	262.7	11:14:11.944
5	1	1:48.448	30.836	42.152	35.460	262.7	11:29:47.915	3	2	1:49.200	29.642	40.904	38.654	265.3	11:16:01.144
6	1	1:47.208	30.487	41.662	35.059	264.0	11:31:35.123	4	2	1:45.205	29.621	40.885	34.699	264.7	11:17:46.349
7	1	1:46.620	30.080	41.356	35.184	266.0	11:33:21.743	5	2	2:02.404 P	31.490	46.703	44.211	266.6	11:19:48.753
8	1	1:46.814	30.047	41.538	35.229	266.0	11:35:08.557	6	2	7:59.894	6:38.328	42.247	39.319	189.4	11:27:48.647
9	1	2:00.366	35.497	44.946	39.923	267.3	11:37:08.923	7	2	1:52.361 P	29.686	41.944	40.731	264.7	11:29:41.008
10	1	2:02.534 P	30.652	46.848	45.034	261.5	11:39:11.457	8	2	5:15.410	3:48.314	51.467	35.629	115.1	11:34:56.418

**77** 1 Marcin Jedlinski Audi R8 LMS  
 PROAM 2 Mateusz Lisowski Olimp Racing

Lap	D	Time	Sector 1	Sector 2	Sector 3	T. Spd	Elapsed	Lap	D	Time	Sector 1	Sector 2	Sector 3	T. Spd	Elapsed
1	2	11:09:24.558	11:08:06.334	43.057	35.167	184.3	11:09:24.558	9	2	1:45.760	29.638	41.641	34.481	265.3	11:36:42.178
2	2	1:46.084	30.469	40.911	34.704	262.7	11:11:10.642	10	2	1:45.162	29.655	40.764	34.743	264.7	11:38:27.340
3	2	1:44.670	29.611	40.607	34.452	265.3	11:12:55.312	11	2	1:59.725 P	29.855	44.055	45.815	266.6	11:40:27.065
4	2	1:44.675	29.689	40.692	34.294	267.3	11:14:39.987	1	2	11:12:32.891	11:11:08.238	46.169	38.484	166.1	11:12:32.891
5	2	1:51.357 P	29.747	41.819	39.791	267.3	11:16:31.344	2	2	1:46.836	30.491	41.677	34.668	262.1	11:14:19.727
6	2	11:12.030	9:49.356	46.701	35.973	191.4	11:27:43.374	3	2	1:53.323	29.932	41.322	42.069	264.7	11:16:13.050
7	2	1:44.053	29.522	40.269	34.262	264.7	11:29:27.427	4	2	1:46.957	29.955	41.359	35.643	264.7	11:18:00.007
8	2	1:47.167	29.899	42.540	34.728	265.3	11:31:14.594	5	2	1:59.124 P	29.923	44.359	44.842	264.0	11:19:59.131
9	2	1:48.170	29.517	40.416	38.237	264.7	11:33:02.764	6	2	7:07.634	5:49.532	42.565	35.537	169.0	11:27:06.765
10	2	1:47.738	29.482	41.314	36.942	266.0	11:34:50.502	7	2	1:46.987	29.788	41.358	35.841	265.3	11:28:53.752
11	2	1:52.157 P	29.678	40.810	41.669	265.3	11:36:42.659	8	2	1:52.785 P	29.882	41.072	41.831	265.3	11:30:46.537

**91** 1 Stefano Costantini Lamborghini Huracan GT3  
 AM 2 Target Racing

Lap	D	Time	Sector 1	Sector 2	Sector 3	T. Spd	Elapsed
9	2	3:27.781	2:10.233	41.338	36.210	182.4	11:34:14.318
10	2	2:13.824	29.548	1:05.271	39.005	266.6	11:36:28.142
11	2	1:45.129	29.611	40.793	34.725	266.0	11:38:13.271
12	2	1:45.301	29.559	40.883	34.859	266.0	11:39:58.572
13	2	2:27.685 P	36.794	58.059	52.832	195.6	11:42:26.257





**Circuit de Barcelona**  
**International GT Open**  
**Qualifying - 1 Driver - 1**  
**Lap Analysis**



**96**

1 Bradley Ellis

Audi R8 LMS **333**

1 Rinat Salikhov

Ferrari 488 GT3

PROAM

2 Oliver Wilkinson

Optimum Motorsport

PROAM

2 David Perel

Rinaldi Racing

Lap	D	Time	Sector 1	Sector 2	Sector 3	T. Spd	Elapsed	Lap	D	Time	Sector 1	Sector 2	Sector 3	T. Spd	Elapsed
1	2	11:12:51.654	11:11:31.456	42.469	37.729	148.3	11:12:51.654	1	2	11:11:51.016	11:10:34.269	42.326	34.421	141.5	11:11:51.016
2	2	1:45.450	30.177	40.944	34.329	266.0	11:14:37.104	2	2	1:45.926	30.521	41.070	34.335	266.0	11:13:36.942
3	1	1:45.018	29.740	40.819	34.459	267.9	11:16:22.122	3	2	1:45.645	29.714	41.514	34.417	267.3	11:15:22.587
4	1	1:49.258	29.790	42.967	36.501	268.6	11:18:11.380	4	2	1:45.411	29.674	40.818	34.919	266.6	11:17:07.998
5	1	2:12.524 P	32.290	52.839	47.395	266.6	11:20:23.904	5	2	2:00.543 P	29.908	46.647	43.988	266.6	11:19:08.541
6	1	5:58.690	4:43.048	41.153	34.489	190.1	11:26:22.594	6	2	12:45.751	11:28.330	42.518	34.903	188.1	11:31:54.292
7	1	1:50.899 P	29.871	41.146	39.882	266.0	11:28:13.493	7	2	1:44.743	29.721	40.726	34.296	266.0	11:33:39.035
8	1	3:32.467	2:10.335	43.722	38.410	191.1	11:31:45.960	8	2	1:44.358	29.482	40.574	34.302	267.3	11:35:23.393
9	1	1:44.144	29.534	40.547	34.063	268.6	11:33:30.104	9	2	1:59.602	29.711	42.122	47.769	267.3	11:37:22.995
10	1	1:44.247	29.448	40.415	34.384	268.6	11:35:14.351	10	2	1:44.934	29.674	40.754	34.506	265.3	11:39:07.929
11	1	1:54.200 P	29.503	44.180	40.517	268.6	11:37:08.551	11	2	1:50.253 P	29.536	41.160	39.557	266.0	11:40:58.182
12	1	2:41.190	1:25.395	41.174	34.621	194.2	11:39:49.741								
13	1	2:32.066 P	38.464	1:00.837	52.765	187.8	11:42:21.807								

**99**

1 Manuel Da Costa

Mercedes AMG GT3

AM

2 Miguel Sardinha

Sports and You

Lap	D	Time	Sector 1	Sector 2	Sector 3	T. Spd	Elapsed
1	1	11:09:34.998	11:08:12.048	45.104	37.846	177.9	11:09:34.998
2	1	1:51.157	31.862	43.076	36.219	260.2	11:11:26.155
3	1	1:49.853	30.675	42.140	37.038	261.5	11:13:16.008
4	1	1:48.344	30.548	42.033	35.763	262.7	11:15:04.352
5	1	2:02.398 P	30.947	46.439	45.012	261.5	11:17:06.750
6	1	9:36.035	8:17.439	42.537	36.059	187.8	11:26:42.785
7	1	1:46.249	29.938	41.184	35.127	263.4	11:28:29.034
8	1	1:46.441	30.005	41.283	35.153	263.4	11:30:15.475
9	1	1:55.049 P	30.272	43.216	41.561	264.7	11:32:10.524
10	1	3:18.143	2:00.494	42.155	35.494	150.0	11:35:28.667
11	1	1:45.986	29.771	41.120	35.095	264.0	11:37:14.653
12	1	1:46.004	29.752	41.058	35.194	264.0	11:39:00.657
13	1	2:02.399 P	30.641	48.903	42.855	263.4	11:41:03.056

**111**

1 Charles Finelli

Mercedes AMG GT3

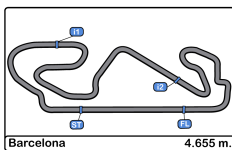
AM

2 Phillippe Denes

Porteiro Motorsport

Lap	D	Time	Sector 1	Sector 2	Sector 3	T. Spd	Elapsed
1	2	11:19:06.274 P	11:17:31.179	44.829	50.266	159.0	11:19:06.274
2	1	8:09.602	6:47.630	44.105	37.867	183.9	11:27:15.876
3	1	1:50.025	31.066	42.315	36.644	258.9	11:29:05.901
4	1	1:49.322	30.894	42.115	36.313	261.5	11:30:55.223
5	1	1:50.127	30.898	41.462	37.767	259.6	11:32:45.350
6	1	1:50.645	31.066	42.337	37.242	262.1	11:34:35.995
7	1	1:53.737	30.724	43.753	39.260	261.5	11:36:29.732
8	1	1:50.473	30.542	42.255	37.676	260.8	11:38:20.205
9	1	4:16.582 P	33.188	2:51.653	51.741	259.6	11:42:36.787





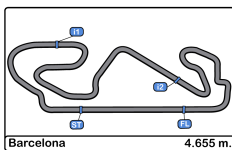
**Circuito de Barcelona**  
**International GT Open**  
**Qualifying - 1 Driver - 1**  
**Best Sectors Results**



Sector - 1				Sector - 2				Sector - 3				Ideal Lap vs Best Lap				
Clas	Nº	Driver	Time	Nº	Driver	Time	Nº	Driver	Time	Clas	Nº	Driver	Ideal Lap	Best Lap	Clas	
1	20	Tom Onslow-Cole	29.194	20	Tom Onslow-Cole	39.887	25	Rik Breukers	33.922	1	20	Tom Onslow-Cole	1:43.260	1:43.404	1	
2	27	Fabrizio Crestani	29.205	27	Fabrizio Crestani	40.052	96	Bradley Ellis	34.063	2	27	Fabrizio Crestani	1:43.496	1:43.496	2	
3	12	Damiano Fioravanti	29.236	16	Allam Khodair	40.213	12	Damiano Fioravanti	34.091	3	12	Damiano Fioravanti	1:43.609	1:43.671	3	
4	16	Allam Khodair	29.314	6	Philip Keen	40.244	63	Jeroen Mul	34.115	4	25	Rik Breukers	1:43.698	1:43.818	4	
5	6	Philip Keen	29.338	77	Mateusz Lisowski	40.269	20	Tom Onslow-Cole	34.179	5	96	Bradley Ellis	1:43.926	1:44.144	9	
6	17	Richard Gonda	29.367	12	Damiano Fioravanti	40.282	51	Mikkel Mac	34.217	6	51	Mikkel Mac	1:43.986	1:44.020	5	
7	47	Andrés Saravia	29.377	25	Rik Breukers	40.298	28	Toby Sowery	34.236	7	63	Jeroen Mul	1:44.003	1:44.226	10	
8	51	Mikkel Mac	29.382	84	Indy Dontje	40.355	27	Fabrizio Crestani	34.239	8	77	Mateusz Lisowski	1:44.013	1:44.053	6	
9	96	Bradley Ellis	29.448	17	Richard Gonda	40.369	84	Indy Dontje	34.250	9	6	Philip Keen	1:44.032	1:44.233	11	
10	25	Rik Breukers	29.478	51	Mikkel Mac	40.387	77	Mateusz Lisowski	34.262	10	16	Allam Khodair	1:44.042	1:44.103	7	
11	28	Toby Sowery	29.479	63	Jeroen Mul	40.389	33	Dominik Schwager	34.288	11	17	Richard Gonda	1:44.064	1:44.112	8	
12	77	Mateusz Lisowski	29.482	96	Bradley Ellis	40.415	333	David Perel	34.296	12	84	Indy Dontje	1:44.118	1:44.451	13	
13	333	David Perel	29.482	333	David Perel	40.574	52	Marco Cioci	34.304	13	47	Andrés Saravia	1:44.347	1:44.890	16	
14	63	Jeroen Mul	29.499	33	Dominik Schwager	40.631	47	Andrés Saravia	34.315	14	333	David Perel	1:44.352	1:44.358	12	
15	84	Indy Dontje	29.513	52	Marco Cioci	40.636	17	Richard Gonda	34.328	15	28	Toby Sowery	1:44.417	1:44.604	15	
16	33	Dominik Schwager	29.547	47	Andrés Saravia	40.655	90	Adrian Zaugg	34.355	16	33	Dominik Schwager	1:44.466	1:44.478	14	
17	91	Stefano Costantini	29.548	36	Christian Hahn	40.695	6	Philip Keen	34.450	17	52	Marco Cioci	1:44.544	1:44.986	17	
18	3	Lourenço Beirão da Veiga	29.549	28	Toby Sowery	40.702	11	Andrea Montermini	34.450	18	90	Adrian Zaugg	1:44.740	1:45.162	20	
19	52	Marco Cioci	29.604	90	Adrian Zaugg	40.764	16	Allam Khodair	34.515	19	36	Christian Hahn	1:44.892	1:45.194	21	
20	36	Christian Hahn	29.612	91	Stefano Costantini	40.793	36	Christian Hahn	34.585	20	91	Stefano Costantini	1:45.009	1:45.129	19	
21	90	Adrian Zaugg	29.621	11	Andrea Montermini	40.837	5	Malgorzata Rdest	34.638	21	11	Andrea Montermini	1:45.124	1:45.127	18	
22	71	Alexander West	29.710	3	Lourenço Beirão da Veiga	40.842	91	Stefano Costantini	34.668	22	3	Lourenço Beirão da Veiga	1:45.179	1:45.262	22	
23	99	Manuel Da Costa	29.752	19	Jiatong Liang	41.025	3	Lourenço Beirão da Veiga	34.788	23	71	Alexander West	1:45.624	1:45.898	23	
24	19	Jiatong Liang	29.817	71	Alexander West	41.036	19	Jiatong Liang	34.806	24	19	Jiatong Liang	1:45.648	1:46.090	25	
25	66	Andrzej Lewandowski	29.835	99	Manuel Da Costa	41.058	71	Alexander West	34.878	25	99	Manuel Da Costa	1:45.905	1:45.986	24	
26	11	Andrea Montermini	29.837	66	Andrzej Lewandowski	41.151	66	Andrzej Lewandowski	34.945	26	66	Andrzej Lewandowski	1:45.931	1:46.157	26	
27	5	Malgorzata Rdest	29.927	72	Mario Plachutta	41.356	72	Mario Plachutta	35.059	27	5	Malgorzata Rdest	1:45.991	1:46.213	27	
28	72	Mario Plachutta	30.047	5	Malgorzata Rdest	41.426	99	Manuel Da Costa	35.095	28	72	Mario Plachutta	1:46.462	1:46.620	28	
29	7	Márcio Basso	30.245	111	Charles Finelli	41.462	7	Márcio Basso	35.668	29	7	Márcio Basso	1:47.624	1:47.757	29	
30	111	Charles Finelli	30.542	7	Márcio Basso	41.711	111	Charles Finelli	36.313	30	111	Charles Finelli	1:48.317	1:49.322	30	





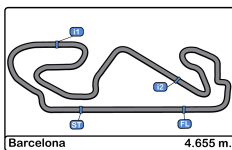


**Circuito de Barcelona**  
**International GT Open**  
**Qualifying - 1 Driver - 1**  
**Best 5 Lap Times**



Cl	Nº	Entrant/Team	Nat	Driver 1	Nat	Status	Driver 2	Nat	Status	Vehicle	Cat	Cl	Best 1		Best 2		Best 3		Best 4		Best 5		
													Time	Lap	Time	Lap	Time	Lap	Time	Lap	Time	Lap	
1	20	SPS Automotive Performance	DEU	Valentin Pierburg	DEU	Bronze	<u>Tom Onslow-Cole</u>	GBR	Gold	Mercedes AMG GT3	PROAM	1	1:43.404	8	1:44.177	11	1:45.160	5	1:45.185	3	1:45.863	2	
2	27	Daiko Lazarus Racing	ITA	<u>Fabrizio Crestani</u>	ITA	Silver	Miguel Ramos	PRT	Bronze	Lamborghini Huracan GT3	PROAM	2	1:43.496	6	1:44.516	2	1:49.845	7	1:54.065	4	1:59.752	3	
3	12	Ombra Racing	ITA	Andrea Rizzoli	ITA	Silver	<u>Damiano Fioravanti</u>	ITA	Silver	Lamborghini Huracan GT3	PRO	1	1:43.671	7	1:43.724	6	1:44.703	3	1:46.003	2	1:51.875	4	
4	25	Imperiale Racing	ITA	Riccardo Agostini	ITA	Gold	<u>Rik Breukers</u>	NLD	Silver	Lamborghini Huracan GT3	PRO	2	1:43.818	10	1:43.940	12	1:44.057	3	1:45.091	2	1:46.173	4	
5	51	Luzich Racing	USA	Alessandro Pier Guidi	ITA	Platinum	<u>Mikkel Mac</u>	DNK	Gold	Ferrari 488 GT3	PRO	3	1:44.020	8	1:44.784	4	1:44.848	5	1:48.354	10	1:49.443	9	
6	77	Olimp Racing	POL	Marcin Jedlinski	POL	Bronze	<u>Mateusz Lisowski</u>	POL	Silver	Audi R8 LMS	PROAM	3	1:44.053	7	1:44.670	3	1:44.675	4	1:46.084	2	1:47.167	8	
7	16	Drivex School	ESP	Marcelo Hahn	BRA	Bronze	<u>Allam Khodair</u>	BRA	Gold	Mercedes AMG GT3	PROAM	4	1:44.103	9	1:44.128	8	1:45.145	3	1:47.568	5	1:48.457	11	
8	17	Senkyr Motorsport	CZE	<u>Richard Gonda</u>	SVK	Silver	Mikkel Jensen	DNK	Silver	BMW M6 GT3	PRO	4	1:44.112	6	1:44.481	8	1:45.956	3	1:50.534	2	1:51.838	7	
9	96	Optimum Motorsport	GBR	<u>Bradley Ellis</u>	GBR	Silver	Oliver Wilkinson	GBR	Bronze	Audi R8 LMS	PROAM	5	1:44.144	9	1:44.247	10	1:45.018	3	1:45.450	2	1:49.258	4	
10	63	Imperiale Racing	ITA	Giovanni Venturini	ITA	Gold	<u>Jeroen Mul</u>	NLD	Silver	Lamborghini Huracan GT3	PRO	5	1:44.226	2	1:44.233	8	1:44.349	3	1:44.786	7	1:50.431	9	
11	6	Vincenzo Sospiri Racing	ITA	Kang Ling	CHN	Silver	<u>Philip Keen</u>	GBR	Gold	Lamborghini Huracan GT3	PRO	6	1:44.233	7	1:45.404	3	1:45.685	2	1:52.281	9	1:55.831	10	
12	333	Rinaldi Racing	DEU	Rinat Salikhov	RUS	Bronze	<u>David Perel</u>	ZAF	Silver	Ferrari 488 GT3	PROAM	6	1:44.358	8	1:44.743	7	1:44.934	10	1:45.411	4	1:45.645	3	
13	84	Winward Racing / HTP	USA	Russell Ward	USA	Silver	<u>Indy Dontje</u>	NLD	Silver	Mercedes AMG GT3	PRO	7	1:44.451	4	1:44.454	11	1:44.682	13	1:45.004	3	1:46.008	9	
14	33	Rinaldi Racing	DEU	Christian Hook	DEU	Bronze	<u>Dominik Schwager</u>	DEU	Gold	Ferrari 488 GT3	PROAM	7	1:44.478	11	1:44.817	8	1:45.072	7	1:45.165	4	1:45.198	2	
15	28	Daiko Lazarus Racing	ITA	<u>Toby Sowery</u>	GBR	Silver	Giuseppe Cipriani	ITA	Bronze	Lamborghini Huracan GT3	PROAM	8	1:44.604	9	1:44.689	11	1:44.879	4	1:45.042	5	1:45.143	2	
16	47	RACE / BMW Team Teo Martín	ESP	Fran Rueda	ESP	Silver	<u>Andrés Saravia</u>	GTM	Silver	BMW M6 GT3	PRO	8	1:44.890	10	1:44.995	3	1:45.035	9	1:45.522	2	1:46.833	7	
17	52	Luzich Racing	USA	<u>Marco Cioci</u>	ITA	Gold	Matt Griffin	IRL	Gold	Ferrari 488 GT3	PRO	9	1:44.986	8	1:45.016	9	1:45.031	10	1:45.048	7	1:45.772	3	
18	11	RS Racing	ITA	Daniele Di Amato	ITA	Silver	<u>Andrea Montermini</u>	ITA	Gold	Ferrari 488 GT3	PRO	10	1:45.127	3	1:45.840	2							
19	91	Target Racing	ITA	Stefano Costantini	ITA	Bronze				Lamborghini Huracan GT3	AM	1	1:45.129	11	1:45.301	12	1:46.836	2	1:46.957	4	1:46.987	7	
20	90	Target Racing	ITA	Alberto Di Folco	ITA	Silver	<u>Adrian Zaugg</u>	CHE	Silver	Lamborghini Huracan GT3	PRO	11	1:45.162	10	1:45.205	4	1:45.231	2	1:45.760	9	1:49.200	3	
21	36	Drivex School	ESP	<u>Christian Hahn</u>	BRA	Bronze	Lucas Auer	AUT	Gold	Mercedes AMG GT3	PROAM	9	1:45.194	5	1:45.220	11	1:45.508	14	1:45.984	4	1:48.395	3	
22	3	RACE / BMW Team Teo Martín	ESP	<u>Lourenço Beirão da Veiga</u>	PRT	Silver	Juan Cruz Álvarez	ARG	Silver	BMW M6 GT3	PRO	12	1:45.262	9	1:45.606	2	1:45.981	6	1:48.033	11	1:51.114	10	
23	71	Luzich Racing	USA	<u>Alexander West</u>	SWE	Bronze	Michele Rugolo	ITA	Gold	Ferrari 488 GT3	PROAM	10	1:45.898	8	1:46.068	11	1:46.230	4	1:46.296	3	1:47.831	10	
24	99	Sports and You	PRT	<u>Manuel Da Costa</u>	PRT	Bronze	Miguel Sardinha	PRT	Bronze	Mercedes AMG GT3	AM	2	1:45.986	11	1:46.004	12	1:46.249	7	1:46.441	8	1:48.344	4	
25	19	Imperiale Racing	ITA	<u>Jiatong Liang</u>	CHN	Bronze	Raffaele Giammaria	ITA	Gold	Lamborghini Huracan GT3	PROAM	11	1:46.090	12	1:46.094	9	1:46.563	4	1:46.652	11	1:47.948	10	
26	66	Vincenzo Sospiri Racing	ITA	Giulio Borlenghi	BRA	Bronze	<u>Andrzej Lewandowski</u>	POL	Bronze	Lamborghini Huracan GT3	AM	3	1:46.157	4	1:46.464	5	1:46.817	3	1:47.028	2	1:57.954	8	
27	5	Olimp Racing	POL	Stanislaw Jedlinski	POL	Bronze	<u>Malgorzata Rdest</u>	POL	Bronze	Audi R8 LMS	AM	4	1:46.213	10	1:47.101	12	1:47.201	8	1:47.422	4	1:47.425	11	
28	72	Lechner Racing	AUT	<u>Mario Plachutta</u>	AUT	Bronze	Thomas Jäger	DEU	Gold	Mercedes AMG GT3	PROAM	12	1:46.620	7	1:46.814	8	1:47.208	6	1:48.448	5	1:51.976	4	
29	7	RACE / BMW Team Teo Martín	ESP	<u>Márcio Basso</u>	BRA	Bronze	Guilherme Salas	BRA	Bronze	BMW M6 GT3	AM	5	1:47.757	11	1:48.761	10	1:48.889	9	1:49.895	13	1:51.160	4	
30	111	Porteiro Motorsport	ESP	<u>Charles Finelli</u>	USA	Bronze	Phillippe Denes	USA	Bronze	Mercedes AMG GT3	AM	6	1:49.322	4	1:50.025	3	1:50.127	5	1:50.473	8	1:50.645	6	



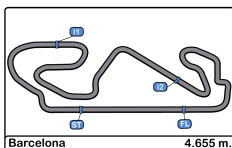


**Circuito de Barcelona**  
**International GT Open**  
**Qualifying - 1 Driver - 1**  
**Best 5 Top Speeds**



Cl	Nº	Entrant/Team	Nat	Driver 1	Nat	Status	Driver 2	Nat	Status	Vehicle	Cat	Cl	Top 1		Top 2		Top 3		Top 4		Top 5		Avg
													Km/h	Lap	Km/h	Lap	Km/h	Lap	Km/h	Lap	Km/h	Lap	
1	3	RACE / BMW Team Teo Martín	ESP	<u>Lourenço Beirão da Veiga</u>	PRT	Silver	Juan Cruz Álvarez	ARG	Silver	BMW M6 GT3	PRO	1	272.0	10	269.3	7	269.3	11	269.3	12	268.6	6	269.7
2	7	RACE / BMW Team Teo Martín	ESP	<u>Márcio Basso</u>	BRA	Bronze	Guilherme Salas	BRA	Bronze	BMW M6 GT3	AM	1	269.3	12	266.0	11	266.0	14	266.0	15	265.3	6	266.5
3	28	Daiko Lazarus Racing	ITA	<u>Toby Sowery</u>	GBR	Silver	Giuseppe Cipriani	ITA	Bronze	Lamborghini Huracan GT3	PROAM	1	269.3	12	267.9	6	267.9	9	267.9	11	267.3	5	268.1
4	47	RACE / BMW Team Teo Martín	ESP	Fran Rueda	ESP	Silver	<u>Andrés Saravia</u>	GTM	Silver	BMW M6 GT3	PRO	2	269.3	9	267.3	10	266.6	4	266.6	7	266.6	11	267.3
5	6	Vincenzo Sospiri Racing	ITA	Kang Ling	CHN	Silver	<u>Philip Keen</u>	GBR	Gold	Lamborghini Huracan GT3	PRO	3	268.6	9	267.9	3	267.9	4	267.3	8	266.6	7	267.7
6	12	Ombra Racing	ITA	Andrea Rizzoli	ITA	Silver	<u>Damiano Fioravanti</u>	ITA	Silver	Lamborghini Huracan GT3	PRO	4	268.6	8	267.9	2	267.9	3	267.9	4	267.3	7	267.9
7	17	Senkyr Motorsport	CZE	<u>Richard Gonda</u>	SVK	Silver	Mikkel Jensen	DNK	Silver	BMW M6 GT3	PRO	5	268.6	3	268.6	9	267.9	6	267.9	8	267.3	7	268.1
8	27	Daiko Lazarus Racing	ITA	<u>Fabrizio Crestani</u>	ITA	Silver	Miguel Ramos	PRT	Bronze	Lamborghini Huracan GT3	PROAM	2	268.6	3	267.3	7	266.6	4	266.0	6	266.0	8	266.9
9	66	Vincenzo Sospiri Racing	ITA	Giulio Borlenghi	BRA	Bronze	<u>Andrzej Lewandowski</u>	POL	Bronze	Lamborghini Huracan GT3	AM	2	268.6	4	268.6	6	267.9	5	267.3	2	267.3	8	267.9
10	96	Optimum Motorsport	GBR	<u>Bradley Ellis</u>	GBR	Silver	Oliver Wilkinson	GBR	Bronze	Audi R8 LMS	PROAM	3	268.6	4	268.6	9	268.6	10	268.6	11	267.9	3	268.5
11	72	Lechner Racing	AUT	<u>Mario Plachutta</u>	AUT	Bronze	Thomas Jäger	DEU	Gold	Mercedes AMG GT3	PROAM	4	267.3	9	266.0	7	266.0	8	264.0	6	262.7	5	265.2
12	77	Olimp Racing	POL	Marcin Jedlinski	POL	Bronze	<u>Mateusz Lisowski</u>	POL	Silver	Audi R8 LMS	PROAM	5	267.3	4	267.3	5	266.0	10	265.3	3	265.3	8	266.2
13	333	Rinaldi Racing	DEU	Rinat Salikhov	RUS	Bronze	<u>David Perel</u>	ZAF	Silver	Ferrari 488 GT3	PROAM	6	267.3	3	267.3	8	267.3	9	266.6	4	266.6	5	267.0
14	33	Rinaldi Racing	DEU	Christian Hook	DEU	Bronze	<u>Dominik Schwager</u>	DEU	Gold	Ferrari 488 GT3	PROAM	7	266.6	12	266.0	2	264.7	3	264.7	9	264.0	5	265.2
15	51	Luzich Racing	USA	Alessandro Pier Guidi	ITA	Platinum	<u>Mikkel Mac</u>	DNK	Gold	Ferrari 488 GT3	PRO	6	266.6	6	266.6	9	266.0	4	266.0	5	266.0	10	266.2
16	63	Imperiale Racing	ITA	Giovanni Venturini	ITA	Gold	<u>Jeroen Mul</u>	NLD	Silver	Lamborghini Huracan GT3	PRO	7	266.6	8	266.0	9	265.3	3	265.3	5	264.7	2	265.6
17	90	Target Racing	ITA	Alberto Di Folco	ITA	Silver	<u>Adrian Zaugg</u>	CHE	Silver	Lamborghini Huracan GT3	PRO	8	266.6	5	266.6	11	265.3	3	265.3	9	264.7	4	265.7
18	91	Target Racing	ITA	Stefano Costantini	ITA	Bronze				Lamborghini Huracan GT3	AM	3	266.6	10	266.0	11	266.0	12	265.3	7	265.3	8	265.8
19	20	SPS Automotive Performance	DEU	Valentin Pierburg	DEU	Bronze	<u>Tom Onslow-Cole</u>	GBR	Gold	Mercedes AMG GT3	PROAM	8	266.0	12	265.3	10	264.7	6	264.0	3	264.0	5	264.8
20	25	Imperiale Racing	ITA	Riccardo Agostini	ITA	Gold	<u>Rik Breukers</u>	NLD	Silver	Lamborghini Huracan GT3	PRO	9	266.0	4	266.0	11	266.0	13	265.3	3	265.3	5	265.7
21	36	Drivex School	ESP	<u>Christian Hahn</u>	BRA	Bronze	Lucas Auer	AUT	Gold	Mercedes AMG GT3	PROAM	9	266.0	5	266.0	6	265.3	10	265.3	11	264.7	12	265.4
22	52	Luzich Racing	USA	<u>Marco Cioci</u>	ITA	Gold	Matt Griffin	IRL	Gold	Ferrari 488 GT3	PRO	10	266.0	4	264.7	3	264.7	12	264.0	5	264.0	8	264.7
23	16	Drivex School	ESP	Marcelo Hahn	BRA	Bronze	<u>Allam Khodair</u>	BRA	Gold	Mercedes AMG GT3	PROAM	10	265.3	2	265.3	3	265.3	4	265.3	11	264.7	6	265.2
24	71	Luzich Racing	USA	<u>Alexander West</u>	SWE	Bronze	Michele Rugolo	ITA	Gold	Ferrari 488 GT3	PROAM	11	265.3	5	265.3	11	265.3	12	264.7	3	264.7	4	265.0
25	19	Imperiale Racing	ITA	<u>Jiatong Liang</u>	CHN	Bronze	Raffaele Giammaria	ITA	Gold	Lamborghini Huracan GT3	PROAM	12	264.7	9	264.0	10	264.0	11	264.0	13	263.4	4	264.0
26	84	Winward Racing / HTP	USA	Russell Ward	USA	Silver	<u>Indy Dontje</u>	NLD	Silver	Mercedes AMG GT3	PRO	11	264.7	12	264.0	7	263.4	4	263.4	5	263.4	11	263.8
27	99	Sports and You	PRT	<u>Manuel Da Costa</u>	PRT	Bronze	Miguel Sardinha	PRT	Bronze	Mercedes AMG GT3	AM	4	264.7	9	264.0	11	264.0	12	263.4	7	263.4	8	263.9
28	5	Olimp Racing	POL	Stanislaw Jedlinski	POL	Bronze	<u>Malgorzata Rdest</u>	POL	Bronze	Audi R8 LMS	AM	5	264.0	4	264.0	13	263.4	5	263.4	9	263.4	11	263.6
29	11	RS Racing	ITA	Daniele Di Amato	ITA	Silver	<u>Andrea Montermini</u>	ITA	Gold	Ferrari 488 GT3	PRO	12	264.0	3	263.4	2	263.4	4	186.5	1			244.3
30	111	Porteiro Motorsport	ESP	<u>Charles Finelli</u>	USA	Bronze	Phillippe Denes	USA	Bronze	Mercedes AMG GT3	AM	6	262.1	6	261.5	4	261.5	7	260.8	8	259.6	5	261.1



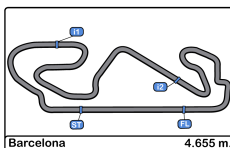


**Circuito de Barcelona**  
**International GT Open**  
**Qualifying - 1 Driver - 1**  
**Fastest Laps Sequence**



Lap	Time of Day	Session Time	Nº	Entrant/Team	Nat	Driver 1	Nat	Status	Driver 2	Nat	Status	Vehicle	Cat	Time	Km/h
2	11:09:05.177	4:05.177	20	SPS Automotive Performance	DEU	Valentin Pierburg	DEU	Bronze	<u>Tom Onslow-Cole</u>	GBR	Gold	Mercedes AMG GT3	PROAM	1:45.863	158.2
2	11:10:19.463	5:19.463	28	Daiko Lazarus Racing	ITA	<u>Toby Sowery</u>	GBR	Silver	Giuseppe Cipriani	ITA	Bronze	Lamborghini Huracan GT3	PROAM	1:45.143	159.3
2	11:11:29.639	6:29.639	27	Daiko Lazarus Racing	ITA	<u>Fabrizio Crestani</u>	ITA	Silver	Miguel Ramos	PRT	Bronze	Lamborghini Huracan GT3	PROAM	1:44.516	160.3
2	11:14:01.556	9:01.556	63	Imperiale Racing	ITA	Giovanni Venturini	ITA	Gold	<u>Jeroen Mul</u>	NLD	Silver	Lamborghini Huracan GT3	PRO	1:44.226	160.7
3	11:14:58.135	9:58.135	25	Imperiale Racing	ITA	Riccardo Agostini	ITA	Gold	<u>Rik Breukers</u>	NLD	Silver	Lamborghini Huracan GT3	PRO	1:44.057	161.0
6	11:29:14.716	24:14.716	12	Ombra Racing	ITA	Andrea Rizzoli	ITA	Silver	<u>Damiano Fioravanti</u>	ITA	Silver	Lamborghini Huracan GT3	PRO	1:43.724	161.5
7	11:30:58.387	25:58.387	12	Ombra Racing	ITA	Andrea Rizzoli	ITA	Silver	<u>Damiano Fioravanti</u>	ITA	Silver	Lamborghini Huracan GT3	PRO	1:43.671	161.6
8	11:33:14.593	28:14.593	20	SPS Automotive Performance	DEU	Valentin Pierburg	DEU	Bronze	<u>Tom Onslow-Cole</u>	GBR	Gold	Mercedes AMG GT3	PROAM	1:43.404	162.0



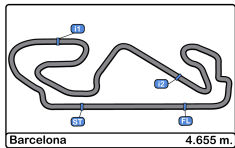


**Circuito de Barcelona**  
**International GT Open**  
**Qualifying - 1 Driver - 1**  
**Event Best Maximum Speed**



Nº	Entrant/Team	Nat	Driver 1	Nat	Status	Driver 2	Nat	Status	Vehicle	Cat	Km/h	Session
3	RACE / BMW Team Teo Martín	ESP	Lourenço Beirão da Veiga	PRT	Silver	Juan Cruz Álvarez	ARG	Silver	BMW M6 GT3	PRO	272.0	Qualifying - 1 Driver - 1
6	Vincenzo Sospiri Racing	ITA	Kang Ling	CHN	Silver	Philip Keen	GBR	Gold	Lamborghini Huracan GT3	PRO	271.3	Free Practice - 2
27	Daiko Lazarus Racing	ITA	Fabrizio Crestani	ITA	Silver	Miguel Ramos	PRT	Bronze	Lamborghini Huracan GT3	PROAM	270.6	Free Practice - 1
47	RACE / BMW Team Teo Martín	ESP	Fran Rueda	ESP	Silver	Andrés Saravia	GTM	Silver	BMW M6 GT3	PRO	270.6	Free Practice - 1
28	Daiko Lazarus Racing	ITA	Toby Sowery	GBR	Silver	Giuseppe Cipriani	ITA	Bronze	Lamborghini Huracan GT3	PROAM	270.6	Free Practice - 1
66	Vincenzo Sospiri Racing	ITA	Giulio Borlenghi	BRA	Bronze	Andrzej Lewandowski	POL	Bronze	Lamborghini Huracan GT3	AM	269.3	Free Practice - 1
33	Rinaldi Racing	DEU	Christian Hook	DEU	Bronze	Dominik Schwager	DEU	Gold	Ferrari 488 GT3	PROAM	269.3	Free Practice - 2
7	RACE / BMW Team Teo Martín	ESP	Márcio Basso	BRA	Bronze	Guilherme Salas	BRA	Bronze	BMW M6 GT3	AM	269.3	Qualifying - 1 Driver - 1
17	Senkyr Motorsport	CZE	Richard Gonda	SVK	Silver	Mikkel Jensen	DNK	Silver	BMW M6 GT3	PRO	268.6	Free Practice - 1
51	Luzich Racing	USA	Alessandro Pier Guidi	ITA	Platinum	Mikkel Mac	DNK	Gold	Ferrari 488 GT3	PRO	268.6	Free Practice - 1
96	Optimum Motorsport	GBR	Bradley Ellis	GBR	Silver	Oliver Wilkinson	GBR	Bronze	Audi R8 LMS	PROAM	268.6	Qualifying - 1 Driver - 1
12	Ombra Racing	ITA	Andrea Rizzoli	ITA	Silver	Damiano Fioravanti	ITA	Silver	Lamborghini Huracan GT3	PRO	268.6	Qualifying - 1 Driver - 1
333	Rinaldi Racing	DEU	Rinat Salikhov	RUS	Bronze	David Perel	ZAF	Silver	Ferrari 488 GT3	PROAM	267.9	Free Practice - 1
11	RS Racing	ITA	Daniele Di Amato	ITA	Silver	Andrea Montermini	ITA	Gold	Ferrari 488 GT3	PRO	267.9	Free Practice - 1
36	Drivex School	ESP	Christian Hahn	BRA	Bronze	Lucas Auer	AUT	Gold	Mercedes AMG GT3	PROAM	267.9	Free Practice - 2
63	Imperiale Racing	ITA	Giovanni Venturini	ITA	Gold	Jeroen Mul	NLD	Silver	Lamborghini Huracan GT3	PRO	267.3	Free Practice - 1
52	Luzich Racing	USA	Marco Cioci	ITA	Gold	Matt Griffin	IRL	Gold	Ferrari 488 GT3	PRO	267.3	Free Practice - 1
20	SPS Automotive Performance	DEU	Valentin Pierburg	DEU	Bronze	Tom Onslow-Cole	GBR	Gold	Mercedes AMG GT3	PROAM	267.3	Free Practice - 2
72	Lechner Racing	AUT	Mario Plachutta	AUT	Bronze	Thomas Jäger	DEU	Gold	Mercedes AMG GT3	PROAM	267.3	Free Practice - 2
71	Luzich Racing	USA	Alexander West	SWE	Bronze	Michele Rugolo	ITA	Gold	Ferrari 488 GT3	PROAM	267.3	Free Practice - 2
77	Olimp Racing	POL	Marcin Jedlinski	POL	Bronze	Mateusz Lisowski	POL	Silver	Audi R8 LMS	PROAM	267.3	Qualifying - 1 Driver - 1
25	Imperiale Racing	ITA	Riccardo Agostini	ITA	Gold	Rik Breukers	NLD	Silver	Lamborghini Huracan GT3	PRO	266.6	Free Practice - 1
90	Target Racing	ITA	Alberto Di Folco	ITA	Silver	Adrian Zaugg	CHE	Silver	Lamborghini Huracan GT3	PRO	266.6	Qualifying - 1 Driver - 1
91	Target Racing	ITA	Stefano Costantini	ITA	Bronze				Lamborghini Huracan GT3	AM	266.6	Qualifying - 1 Driver - 1
19	Imperiale Racing	ITA	Jiatong Liang	CHN	Bronze	Raffaele Giammaria	ITA	Gold	Lamborghini Huracan GT3	PROAM	266.0	Free Practice - 1
16	Drivex School	ESP	Marcelo Hahn	BRA	Bronze	Allam Khodair	BRA	Gold	Mercedes AMG GT3	PROAM	266.0	Free Practice - 1
84	Winward Racing / HTP	USA	Russell Ward	USA	Silver	Indy Dontje	NLD	Silver	Mercedes AMG GT3	PRO	266.0	Free Practice - 1
99	Sports and You	PRT	Manuel Da Costa	PRT	Bronze	Miguel Sardinha	PRT	Bronze	Mercedes AMG GT3	AM	264.7	Free Practice - 2
5	Olimp Racing	POL	Stanislaw Jedlinski	POL	Bronze	Malgorzata Rdest	POL	Bronze	Audi R8 LMS	AM	264.7	Free Practice - 2
111	Porteiro Motorsport	ESP	Charles Finelli	USA	Bronze	Phillippe Denes	USA	Bronze	Mercedes AMG GT3	AM	264.7	Free Practice - 3 - bronze drivers





**Circuit de Barcelona**  
**International GT Open**  
**Qualifying - 1 Driver - 1**  
**Pit Stop Analysis**



**3** Lourenço Beirão da Veiga PRO RACE / BMW Team Teo Martín  
 Juan Cruz Álvarez BMW M6 GT3

Nr.	In Day Time	In Time	Out Time	Pit Time	T. Pit Time	Handicap	Penalty
1	11:18:47.350	11:18:47.350	11:25:00.013	6:12.663	6:12.663		
2	11:30:23.814	11:30:23.814	11:31:27.478	1:03.664	7:16.327		

**5** Stanislaw Jedlinski AM Olimp Racing  
 Malgorzata Rdest Audi R8 LMS

Nr.	In Day Time	In Time	Out Time	Pit Time	T. Pit Time	Handicap	Penalty
1	11:19:30.861	11:19:30.861	11:26:35.306	7:04.445	7:04.445		

**6** Kang Ling PRO Vincenzo Sospiri Racing  
 Philip Keen Lamborghini Huracan GT3

Nr.	In Day Time	In Time	Out Time	Pit Time	T. Pit Time	Handicap	Penalty
1	11:19:22.607	11:19:22.607	11:24:44.337	5:21.730	5:21.730		
2	11:26:36.214	11:26:36.214	11:31:01.903	4:25.689	9:47.419		

**7** Márcio Basso AM RACE / BMW Team Teo Martín  
 Guilherme Salas BMW M6 GT3

Nr.	In Day Time	In Time	Out Time	Pit Time	T. Pit Time	Handicap	Penalty
1	11:20:25.225	11:20:25.225	11:25:43.993	5:18.768	5:18.768		

**12** Andrea Rizzoli PRO Ombra Racing  
 Damiano Fioravanti Lamborghini Huracan GT3

Nr.	In Day Time	In Time	Out Time	Pit Time	T. Pit Time	Handicap	Penalty
1	11:17:57.007	11:17:57.007	11:25:38.069	7:41.062	7:41.062		

**16** Marcelo Hahn PROAM Drivex School  
 Allam Khodair Mercedes AMG GT3

Nr.	In Day Time	In Time	Out Time	Pit Time	T. Pit Time	Handicap	Penalty
1	11:20:28.282	11:20:28.282	11:27:08.712	6:40.430	6:40.430		

**17** Richard Gonda PRO Senkyr Motorsport  
 Mikkel Jensen BMW M6 GT3

Nr.	In Day Time	In Time	Out Time	Pit Time	T. Pit Time	Handicap	Penalty
1	11:19:13.972	11:19:13.972	11:27:02.691	7:48.719	7:48.719		

**19** Jiatong Liang PROAM Imperiale Racing  
 Raffaele Giammaria Lamborghini Huracan GT3

Nr.	In Day Time	In Time	Out Time	Pit Time	T. Pit Time	Handicap	Penalty
1	11:20:10.225	11:20:10.225	11:24:03.438	3:53.213	3:53.213		
2	11:28:04.142	11:28:04.142	11:30:50.085	2:45.943	6:39.156		

**20** Valentin Pierburg PROAM SPS Automotive Performance  
 Tom Onslow-Cole Mercedes AMG GT3

Nr.	In Day Time	In Time	Out Time	Pit Time	T. Pit Time	Handicap	Penalty
1	11:16:20.685	11:16:20.685	11:29:36.196	13:15.51	13:15.511		1

**25** Riccardo Agostini PRO Imperiale Racing  
 Rik Breukers Lamborghini Huracan GT3

Nr.	In Day Time	In Time	Out Time	Pit Time	T. Pit Time	Handicap	Penalty
1	11:20:33.671	11:20:33.671	11:26:27.759	5:54.088	5:54.088		
2	11:30:04.764	11:30:04.764	11:31:42.666	1:37.902	7:31.990		

**27** Fabrizio Crestani PROAM Daiko Lazarus Racing  
 Miguel Ramos Lamborghini Huracan GT3

Nr.	In Day Time	In Time	Out Time	Pit Time	T. Pit Time	Handicap	Penalty
1	11:15:21.049	11:15:21.049	11:30:56.415	15:35.36	15:35.366		6

**28** Toby Sowery PROAM Daiko Lazarus Racing  
 Giuseppe Cipriani Lamborghini Huracan GT3

Nr.	In Day Time	In Time	Out Time	Pit Time	T. Pit Time	Handicap	Penalty
1	11:17:22.748	11:17:22.748	11:29:07.553	11:44.80	11:44.805		5

**33** Christian Hook PROAM Rinaldi Racing  
 Dominik Schwager Ferrari 488 GT3

Nr.	In Day Time	In Time	Out Time	Pit Time	T. Pit Time	Handicap	Penalty
1	11:19:53.561	11:19:53.561	11:24:45.547	4:51.986	4:51.986		
2	11:31:52.000	11:31:52.000	11:33:09.087	1:17.087	6:09.073		

**36** Christian Hahn PROAM Drivex School  
 Lucas Auer Mercedes AMG GT3

Nr.	In Day Time	In Time	Out Time	Pit Time	T. Pit Time	Handicap	Penalty
1	11:19:11.439	11:19:11.439	11:26:36.526	7:25.087	7:25.087		

**47** Fran Rueda PRO RACE / BMW Team Teo Martín  
 Andrés Saravia BMW M6 GT3

Nr.	In Day Time	In Time	Out Time	Pit Time	T. Pit Time	Handicap	Penalty
1	11:19:41.882	11:19:41.882	11:30:58.015	11:16.13	11:16.133		3

**51** Alessandro Pier Guidi PRO Luzich Racing  
 Mikkel Mac Ferrari 488 GT3

Nr.	In Day Time	In Time	Out Time	Pit Time	T. Pit Time	Handicap	Penalty
1	11:09:40.891	11:09:40.891	11:11:48.276	2:07.385	2:07.385		
2	11:19:16.289	11:19:16.289	11:30:15.817	10:59.52	13:06.913		8

**52** Marco Cioci PRO Luzich Racing  
 Matt Griffin Ferrari 488 GT3

Nr.	In Day Time	In Time	Out Time	Pit Time	T. Pit Time	Handicap	Penalty
1	11:18:14.489	11:18:14.489	11:28:09.057	9:54.568	9:54.568		

**63** Giovanni Venturini PRO Imperiale Racing  
 Jeroen Mul Lamborghini Huracan GT3

Nr.	In Day Time	In Time	Out Time	Pit Time	T. Pit Time	Handicap	Penalty
1	11:19:35.639	11:19:35.639	11:29:02.395	9:26.756	9:26.756		

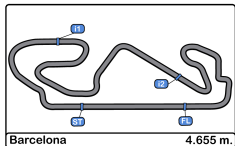
**66** Giulio Borlenghi AM Vincenzo Sospiri Racing  
 Andrzej Lewandowski Lamborghini Huracan GT3

Nr.	In Day Time	In Time	Out Time	Pit Time	T. Pit Time	Handicap	Penalty
1	11:35:53.398	11:35:53.398	11:36:17.723	24.325	24.325		

**71** Alexander West PROAM Luzich Racing  
 Michele Rugolo Ferrari 488 GT3

Nr.	In Day Time	In Time	Out Time	Pit Time	T. Pit Time	Handicap	Penalty
1	11:20:44.407	11:20:44.407	11:25:07.431	4:23.024	4:23.024		





**Circuit de Barcelona**  
**International GT Open**  
**Qualifying - 1 Driver - 1**  
**Pit Stop Analysis**



**72**

Mario Plachutta PROAM Lechner Racing

Thomas Jäger Mercedes AMG GT3

Nr.	In Day Time	In Time	Out Time	Pit Time	T. Pit Time	Handicap	Penalty
1	11:20:11.787	11:20:11.787	11:24:06.861	3:55.074	3:55.074		

**77**

Marcin Jedlinski PROAM Olimp Racing

Mateusz Lisowski Audi R8 LMS

Nr.	In Day Time	In Time	Out Time	Pit Time	T. Pit Time	Handicap	Penalty
1	11:16:28.962	11:16:28.962	11:25:50.509	9:21.547	9:21.547		

**84**

Russell Ward PRO Winward Racing / HTP Motorsport

Indy Dontje Mercedes AMG GT3

Nr.	In Day Time	In Time	Out Time	Pit Time	T. Pit Time	Handicap	Penalty
1	11:20:32.240	11:20:32.240	11:29:32.043	8:59.803	8:59.803		

**90**

Alberto Di Folco PRO Target Racing

Adrian Zaugg Lamborghini Huracan GT3

Nr.	In Day Time	In Time	Out Time	Pit Time	T. Pit Time	Handicap	Penalty
1	11:19:46.282	11:19:46.282	11:25:55.392	6:09.110	6:09.110		
2	11:29:38.574	11:29:38.574	11:32:53.031	3:14.457	9:23.567		

**91**

Stefano Costantini AM Target Racing

Lamborghini Huracan GT3

Nr.	In Day Time	In Time	Out Time	Pit Time	T. Pit Time	Handicap	Penalty
1	11:19:56.724	11:19:56.724	11:25:15.989	5:19.265	5:19.265		
2	11:30:44.129	11:30:44.129	11:32:25.929	1:41.800	7:01.065		

**96**

Bradley Ellis PROAM Optimum Motorsport

Oliver Wilkinson Audi R8 LMS

Nr.	In Day Time	In Time	Out Time	Pit Time	T. Pit Time	Handicap	Penalty
1	11:20:21.423	11:20:21.423	11:24:36.474	4:15.051	4:15.051		
2	11:28:11.014	11:28:11.014	11:29:53.435	1:42.421	5:57.472		
3	11:37:06.075	11:37:06.075	11:38:04.560	58.485	6:55.957		

**99**

Manuel Da Costa AM Sports and You

Miguel Sardinha Mercedes AMG GT3

Nr.	In Day Time	In Time	Out Time	Pit Time	T. Pit Time	Handicap	Penalty
1	11:17:04.162	11:17:04.162	11:24:51.739	7:47.577	7:47.577		
2	11:32:07.963	11:32:07.963	11:33:39.215	1:31.252	9:18.829		

**111**

Charles Finelli AM Porteiro Motorsport

Phillippe Denes Mercedes AMG GT3

Nr.	In Day Time	In Time	Out Time	Pit Time	T. Pit Time	Handicap	Penalty
1	11:19:03.819	11:19:03.819	11:25:21.062	6:17.243	6:17.243		

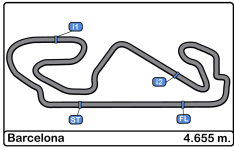
**333**

Rinat Salikhov PROAM Rinaldi Racing

David Perel Ferrari 488 GT3

Nr.	In Day Time	In Time	Out Time	Pit Time	T. Pit Time	Handicap	Penalty
1	11:19:06.094	11:19:06.094	11:30:03.436	10:57.34	10:57.342		





**Air Temperature**

