

Circuit de Barcelona
 Formula Renault Eurocup
 Collective test 1
 Provisional Results

**FORMULA
 RENAULT**
 EURO CUP

| Cls | Nº | Driver | Nat | Competitor | Nat | Rookie | Cls | Laps | Best | Time | Gap | Interval | Km/h |
|-----|----|---------------------|-----|-----------------------|-----|--------|-----|------|------|----------|--------|----------|-------|
| 1 | 1 | Max Fewtrell | GBR | R-ACE GP | FRA | | | 20 | 17 | 1:42.095 | | | 164.1 |
| 2 | 61 | Lorenzo Colombo | ITA | JD MOTORSPORT | ITA | R | 1 | 21 | 20 | 1:42.369 | 0.274 | 0.274 | 163.7 |
| 3 | 2 | Logan Sargeant | USA | R-ACE GP | FRA | R | 2 | 20 | 17 | 1:42.490 | 0.395 | 0.121 | 163.5 |
| 4 | 4 | Victor Martins | FRA | R-ACE GP | FRA | R | 3 | 19 | 17 | 1:42.543 | 0.448 | 0.053 | 163.4 |
| 5 | 16 | Yifei Ye | CHN | JOSEF KAUFMANN RACING | GER | | | 21 | 19 | 1:42.606 | 0.511 | 0.063 | 163.3 |
| 6 | 31 | Christian Lundgaard | DEN | MP MOTORSPORT | NED | R | 4 | 19 | 18 | 1:42.616 | 0.521 | 0.010 | 163.3 |
| 7 | 41 | Oscar Piastrri | AUS | ARDEN | GBR | R | 5 | 19 | 17 | 1:42.989 | 0.894 | 0.373 | 162.7 |
| 8 | 22 | Alexander Smolyar | RUS | TECH 1 RACING | FRA | R | 6 | 21 | 18 | 1:43.061 | 0.966 | 0.072 | 162.6 |
| 9 | 53 | Eliseo Martinez | ESP | AVF BY ADRIAN VALLES | ESP | R | 7 | 18 | 15 | 1:43.064 | 0.969 | 0.003 | 162.5 |
| 10 | 85 | Raúl Guzman | MEX | FORTEC MOTORSPORTS | GBR | | | 17 | 15 | 1:43.165 | 1.070 | 0.101 | 162.4 |
| 11 | 11 | Clément Novalak | GBR | JOSEF KAUFMANN RACING | GER | R | 8 | 19 | 17 | 1:43.177 | 1.082 | 0.012 | 162.4 |
| 12 | 3 | Charles Milesi | FRA | R-ACE GP | FRA | R | 9 | 19 | 19 | 1:43.193 | 1.098 | 0.016 | 162.3 |
| 13 | 24 | Frank Bird | GBR | TECH 1 RACING | FRA | | | 21 | 17 | 1:43.251 | 1.156 | 0.058 | 162.3 |
| 14 | 62 | Thomas Maxwell | AUS | JD MOTORSPORT | ITA | | | 20 | 18 | 1:43.278 | 1.183 | 0.027 | 162.2 |
| 15 | 33 | Freek Schothorst | NED | MP MOTORSPORT | NED | R | 10 | 21 | 21 | 1:43.283 | 1.188 | 0.005 | 162.2 |
| 16 | 32 | Alex Peroni | AUS | MP MOTORSPORT | NED | | | 18 | 15 | 1:43.412 | 1.317 | 0.129 | 162.0 |
| 17 | 42 | Nikita Volegov | RUS | ARDEN | GBR | R | 11 | 22 | 19 | 1:43.639 | 1.544 | 0.227 | 161.6 |
| 18 | 21 | Neil Verhagen | USA | TECH 1 RACING | FRA | | | 20 | 18 | 1:43.678 | 1.583 | 0.039 | 161.6 |
| 19 | 51 | Axel Matus | MEX | AVF BY ADRIAN VALLES | ESP | | | 17 | 17 | 1:43.744 | 1.649 | 0.066 | 161.5 |
| 20 | 54 | Christian Munoz | COL | AVF BY ADRIAN VALLES | ESP | R | 12 | 18 | 15 | 1:43.843 | 1.748 | 0.099 | 161.3 |
| 21 | 43 | Sami Taoufik | MAR | ARDEN | GBR | R | 13 | 21 | 19 | 1:43.874 | 1.779 | 0.031 | 161.3 |
| 22 | 63 | Najiy Razak | MAS | JD MOTORSPORT | ITA | | | 22 | 15 | 1:44.113 | 2.018 | 0.239 | 160.9 |
| 23 | 84 | Vladimir Tziortzis | RUS | FORTEC MOTORSPORTS | GBR | R | 14 | 18 | 11 | 1:44.169 | 2.074 | 0.056 | 160.8 |
| 24 | 23 | Thomas Neubauer | FRA | TECH 1 RACING | FRA | | | 2 | 2 | 2:03.817 | 21.722 | 19.648 | 135.3 |

Published at:.....

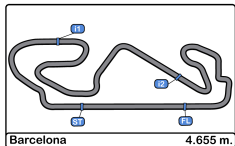
Track Temp: 19.2 °C Air Temp: 21.4 °C Humidity: 66 % Track Status: DRY

Stewards:

Race Director:

Timekeeper:





Circuit de Barcelona
 Formula Renault Eurocup
 Collective test 1
 Provisional Results by Class




| Cls | Nº | Driver | Nat | Competitor | Nat | Rookie | Laps | Best | Time | Gap | Interval | Km/h |
|-----|----|-----------------|-----|-----------------------|-----|--------|------|------|----------|--------|----------|-------|
| 1 | 1 | Max Fewtrell | GBR | R-ACE GP | FRA | | 20 | 17 | 1:42.095 | | | 164.1 |
| 2 | 16 | Yifei Ye | CHN | JOSEF KAUFMANN RACING | GER | | 21 | 19 | 1:42.606 | 0.511 | 0.511 | 163.3 |
| 3 | 85 | Raúl Guzman | MEX | FORTEC MOTORSPORTS | GBR | | 17 | 15 | 1:43.165 | 1.070 | 0.559 | 162.4 |
| 4 | 24 | Frank Bird | GBR | TECH 1 RACING | FRA | | 21 | 17 | 1:43.251 | 1.156 | 0.086 | 162.3 |
| 5 | 62 | Thomas Maxwell | AUS | JD MOTORSPORT | ITA | | 20 | 18 | 1:43.278 | 1.183 | 0.027 | 162.2 |
| 6 | 32 | Alex Peroni | AUS | MP MOTORSPORT | NED | | 18 | 15 | 1:43.412 | 1.317 | 0.134 | 162.0 |
| 7 | 21 | Neil Verhagen | USA | TECH 1 RACING | FRA | | 20 | 18 | 1:43.678 | 1.583 | 0.266 | 161.6 |
| 8 | 51 | Axel Matus | MEX | AVF BY ADRIAN VALLES | ESP | | 17 | 17 | 1:43.744 | 1.649 | 0.066 | 161.5 |
| 9 | 63 | Najiy Razak | MAS | JD MOTORSPORT | ITA | | 22 | 15 | 1:44.113 | 2.018 | 0.369 | 160.9 |
| 10 | 23 | Thomas Neubauer | FRA | TECH 1 RACING | FRA | | 2 | 2 | 2:03.817 | 21.722 | 19.704 | 135.3 |

Rookie

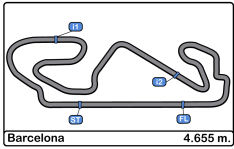
| | | | | | | | | | | | | |
|----|----|---------------------|-----|-----------------------|-----|---|----|----|----------|-------|-------|-------|
| 1 | 61 | Lorenzo Colombo | ITA | JD MOTORSPORT | ITA | R | 21 | 20 | 1:42.369 | | | 163.7 |
| 2 | 2 | Logan Sargeant | USA | R-ACE GP | FRA | R | 20 | 17 | 1:42.490 | 0.121 | 0.121 | 163.5 |
| 3 | 4 | Victor Martins | FRA | R-ACE GP | FRA | R | 19 | 17 | 1:42.543 | 0.174 | 0.053 | 163.4 |
| 4 | 31 | Christian Lundgaard | DEN | MP MOTORSPORT | NED | R | 19 | 18 | 1:42.616 | 0.247 | 0.073 | 163.3 |
| 5 | 41 | Oscar Piastrì | AUS | ARDEN | GBR | R | 19 | 17 | 1:42.989 | 0.620 | 0.373 | 162.7 |
| 6 | 22 | Alexander Smolyar | RUS | TECH 1 RACING | FRA | R | 21 | 18 | 1:43.061 | 0.692 | 0.072 | 162.6 |
| 7 | 53 | Eliseo Martinez | ESP | AVF BY ADRIAN VALLES | ESP | R | 18 | 15 | 1:43.064 | 0.695 | 0.003 | 162.5 |
| 8 | 11 | Clément Novalak | GBR | JOSEF KAUFMANN RACING | GER | R | 19 | 17 | 1:43.177 | 0.808 | 0.113 | 162.4 |
| 9 | 3 | Charles Milesi | FRA | R-ACE GP | FRA | R | 19 | 19 | 1:43.193 | 0.824 | 0.016 | 162.3 |
| 10 | 33 | Freek Schothorst | NED | MP MOTORSPORT | NED | R | 21 | 21 | 1:43.283 | 0.914 | 0.090 | 162.2 |
| 11 | 42 | Nikita Vlegov | RUS | ARDEN | GBR | R | 22 | 19 | 1:43.639 | 1.270 | 0.356 | 161.6 |
| 12 | 54 | Christian Munoz | COL | AVF BY ADRIAN VALLES | ESP | R | 18 | 15 | 1:43.843 | 1.474 | 0.204 | 161.3 |
| 13 | 43 | Sami Taoufik | MAR | ARDEN | GBR | R | 21 | 19 | 1:43.874 | 1.505 | 0.031 | 161.3 |
| 14 | 84 | Vladimir Tziortzis | RUS | FORTEC MOTORSPORTS | GBR | R | 18 | 11 | 1:44.169 | 1.800 | 0.295 | 160.8 |

Published at:.....

Track Temp: 19.2 °C Air Temp: 21.4 °C Humidity: 66 % Track Status: DRY

| | | |
|-----------|----------------|---|
| Stewards: | Race Director: | Timekeeper:  |
|-----------|----------------|---|





Circuit de Barcelona
 Formula Renault Eurocup
 Collective test 1
 Lap Analysis

FORMULA
RENAULT
 EURO CUP

1 Max Fewtrell

R-ACE GP

| Lap | D | Time | Sector 1 | Sector 2 | Sector 3 | T. Spd | Elapsed |
|-----|---|-------------|-------------|----------|----------|--------|--------------|
| 1 | | 9:52:02.221 | 9:50:40.752 | 44.926 | 36.543 | 175.3 | 9:52:02.221 |
| 2 | | 1:47.880 | 32.015 | 41.505 | 34.360 | 214.7 | 9:53:50.101 |
| 3 | | 1:44.393 | 30.231 | 40.297 | 33.865 | 239.4 | 9:55:34.494 |
| 4 | | 1:46.958 | 30.116 | 40.328 | 36.514 | 240.0 | 9:57:21.452 |
| 5 | | 1:43.638 | 29.825 | 40.092 | 33.721 | 238.9 | 9:59:05.090 |
| 6 | | 1:47.176 | 30.493 | 42.294 | 34.389 | 240.0 | 10:00:52.266 |
| 7 | | 1:43.873 | 29.930 | 40.052 | 33.891 | 239.4 | 10:02:36.139 |
| 8 | | 1:44.068 | 29.939 | 40.262 | 33.867 | 238.9 | 10:04:20.207 |
| 9 | | 1:49.584 P | 30.234 | 40.453 | 38.897 | 239.4 | 10:06:09.791 |
| 10 | | 6:41.386 | 5:23.875 | 42.280 | 35.231 | 171.9 | 10:12:51.177 |
| 11 | | 1:44.052 | 30.059 | 40.210 | 33.783 | 236.8 | 10:14:35.229 |
| 12 | | 1:43.696 | 29.930 | 40.068 | 33.698 | 237.8 | 10:16:18.925 |
| 13 | | 1:43.826 | 29.785 | 40.139 | 33.902 | 240.0 | 10:18:02.751 |
| 14 | | 1:48.891 P | 29.999 | 40.219 | 38.673 | 241.0 | 10:19:51.642 |
| 15 | | 11:25.572 | 10:04.657 | 45.329 | 35.586 | 156.0 | 10:31:17.214 |
| 16 | | 1:46.732 | 30.734 | 40.489 | 35.509 | 230.2 | 10:33:03.946 |
| 17 | | 1:42.095 | 29.450 | 39.460 | 33.185 | 239.4 | 10:34:46.041 |
| 18 | | 1:42.390 | 29.435 | 39.512 | 33.443 | 240.0 | 10:36:28.431 |
| 19 | | 1:59.247 | 31.194 | 47.449 | 40.604 | 241.6 | 10:38:27.678 |
| 20 | | 1:42.606 | 29.486 | 39.660 | 33.460 | 239.4 | 10:40:10.284 |
| 21 | | | 30.177 | 39.926 | | 225.9 | |

3 Charles Milesi

R

R-ACE GP

| Lap | D | Time | Sector 1 | Sector 2 | Sector 3 | T. Spd | Elapsed |
|-----|---|-------------|-------------|----------|----------|--------|--------------|
| 1 | | 9:52:07.982 | 9:50:45.284 | 45.763 | 36.935 | 160.4 | 9:52:07.982 |
| 2 | | 1:56.915 | 32.538 | 42.724 | 41.653 | 208.8 | 9:54:04.897 |
| 3 | | 1:44.810 | 30.229 | 40.588 | 33.993 | 235.2 | 9:55:49.707 |
| 4 | | 1:44.161 | 30.105 | 40.150 | 33.906 | 232.2 | 9:57:33.868 |
| 5 | | 1:43.707 | 29.945 | 40.084 | 33.678 | 234.7 | 9:59:17.575 |
| 6 | | 1:49.586 | 29.981 | 40.221 | 39.384 | 234.7 | 10:01:07.161 |
| 7 | | 1:44.057 | 29.992 | 40.049 | 34.016 | 238.4 | 10:02:51.218 |
| 8 | | 1:51.783 P | 32.348 | 40.823 | 38.612 | 237.3 | 10:04:43.001 |
| 9 | | 8:00.235 | 6:39.162 | 42.543 | 38.530 | 179.7 | 10:12:43.236 |
| 10 | | 1:44.245 | 30.106 | 40.101 | 34.038 | 233.2 | 10:14:27.481 |
| 11 | | 1:49.467 | 29.965 | 40.139 | 39.363 | 236.8 | 10:16:16.948 |
| 12 | | 1:44.170 | 29.995 | 40.262 | 33.913 | 237.3 | 10:18:01.118 |
| 13 | | 1:48.796 P | 30.232 | 40.246 | 38.318 | 238.4 | 10:19:49.914 |
| 14 | | 11:56.197 | 10:30.254 | 45.547 | 40.396 | 157.4 | 10:31:46.111 |
| 15 | | 1:50.812 | 31.878 | 42.773 | 36.161 | 211.7 | 10:33:36.923 |
| 16 | | 1:52.279 | 29.771 | 39.870 | 42.638 | 235.2 | 10:35:29.202 |
| 17 | | 1:43.242 | 29.658 | 39.698 | 33.886 | 237.3 | 10:37:12.444 |
| 18 | | 1:49.565 | 29.737 | 41.614 | 38.214 | 236.3 | 10:39:02.009 |
| 19 | | 1:43.193 | 29.746 | 39.747 | 33.700 | 235.8 | 10:40:45.202 |
| 20 | | | 29.703 | 39.862 | | 237.3 | |

2 Logan Sargeant

R

R-ACE GP

| Lap | D | Time | Sector 1 | Sector 2 | Sector 3 | T. Spd | Elapsed |
|-----|---|-------------|-------------|----------|----------|--------|--------------|
| 1 | | 9:52:02.744 | 9:50:41.823 | 45.063 | 35.858 | 171.9 | 9:52:02.744 |
| 2 | | 1:52.704 | 33.531 | 41.667 | 37.506 | 224.0 | 9:53:55.448 |
| 3 | | 1:44.176 | 30.166 | 40.300 | 33.710 | 237.3 | 9:55:39.624 |
| 4 | | 1:43.653 | 29.919 | 40.033 | 33.701 | 236.8 | 9:57:23.277 |
| 5 | | 1:46.756 | 32.299 | 40.558 | 33.899 | 235.2 | 9:59:10.033 |
| 6 | | 1:44.973 | 29.846 | 40.623 | 34.504 | 237.3 | 10:00:55.006 |
| 7 | | 1:44.018 | 29.798 | 40.186 | 34.034 | 236.8 | 10:02:39.024 |
| 8 | | 1:44.165 | 29.844 | 40.218 | 34.103 | 236.8 | 10:04:23.189 |
| 9 | | 1:49.147 P | 29.848 | 40.255 | 39.044 | 236.3 | 10:06:12.336 |
| 10 | | 6:26.018 | 5:06.003 | 44.334 | 35.681 | 179.7 | 10:12:38.354 |
| 11 | | 1:44.001 | 29.979 | 40.226 | 33.796 | 236.3 | 10:14:22.355 |
| 12 | | 1:43.765 | 29.757 | 40.165 | 33.843 | 237.8 | 10:16:06.120 |
| 13 | | 1:47.921 | 30.109 | 41.894 | 35.918 | 236.3 | 10:17:54.041 |
| 14 | | 1:48.768 P | 30.222 | 40.164 | 38.382 | 236.8 | 10:19:42.809 |
| 15 | | 11:00.385 | 9:37.861 | 46.107 | 36.417 | 162.4 | 10:30:43.194 |
| 16 | | 1:47.790 | 31.466 | 41.912 | 34.412 | 234.2 | 10:32:30.984 |
| 17 | | 1:42.490 | 29.524 | 39.548 | 33.418 | 238.9 | 10:34:13.474 |
| 18 | | 1:46.200 | 31.331 | 40.843 | 34.026 | 236.3 | 10:35:59.674 |
| 19 | | 1:42.978 | 29.606 | 39.845 | 33.527 | 237.8 | 10:37:42.652 |
| 20 | | 2:03.822 | 34.227 | 48.929 | 40.666 | 235.2 | 10:39:46.474 |
| 21 | | | 29.726 | 39.832 | | 236.3 | |

4 Victor Martins

R

R-ACE GP

| Lap | D | Time | Sector 1 | Sector 2 | Sector 3 | T. Spd | Elapsed |
|-----|---|-------------|-------------|----------|----------|--------|--------------|
| 1 | | 9:52:07.110 | 9:50:43.978 | 46.454 | 36.678 | 172.8 | 9:52:07.110 |
| 2 | | 1:54.005 | 32.426 | 41.767 | 39.812 | 223.1 | 9:54:01.115 |
| 3 | | 1:44.331 | 30.403 | 40.088 | 33.840 | 234.7 | 9:55:45.446 |
| 4 | | 1:43.832 | 29.932 | 40.032 | 33.868 | 237.3 | 9:57:29.278 |
| 5 | | 1:44.120 | 29.938 | 40.165 | 34.017 | 237.3 | 9:59:13.398 |
| 6 | | 1:49.183 | 29.995 | 42.617 | 36.571 | 236.8 | 10:01:02.581 |
| 7 | | 1:47.525 | 30.119 | 43.012 | 34.394 | 237.3 | 10:02:50.106 |
| 8 | | 1:44.156 | 30.071 | 40.154 | 33.931 | 234.2 | 10:04:34.262 |
| 9 | | 1:50.840 P | 30.041 | 40.973 | 39.826 | 235.2 | 10:06:25.102 |
| 10 | | 6:38.361 | 5:17.637 | 42.934 | 37.790 | 179.1 | 10:13:03.463 |
| 11 | | 1:44.451 | 30.198 | 40.375 | 33.878 | 234.2 | 10:14:47.914 |
| 12 | | 1:44.399 | 30.084 | 40.172 | 34.143 | 234.7 | 10:16:32.313 |
| 13 | | 1:52.187 P | 30.589 | 41.933 | 39.665 | 236.3 | 10:18:24.500 |
| 14 | | 12:45.921 | 11:21.396 | 48.518 | 36.007 | 165.8 | 10:31:10.421 |
| 15 | | 1:46.345 | 30.719 | 41.411 | 34.215 | 227.8 | 10:32:56.766 |
| 16 | | 1:44.071 | 30.228 | 40.058 | 33.785 | 236.3 | 10:34:40.837 |
| 17 | | 1:42.543 | 29.514 | 39.613 | 33.416 | 236.3 | 10:36:23.380 |
| 18 | | 1:43.593 | 29.705 | 39.924 | 33.964 | 236.8 | 10:38:06.973 |
| 19 | | 1:47.422 | 29.682 | 40.039 | 37.701 | 236.8 | 10:39:54.395 |
| 20 | | | 29.739 | 39.725 | | 236.3 | |





Circuit de Barcelona
 Formula Renault Eurocup
 Collective test 1
 Lap Analysis



24

Frank Bird

32

Alex Peroni

TECH 1 RACING

MP MOTORSPORT

| Lap | D | Time | Sector 1 | Sector 2 | Sector 3 | T. Spd | Elapsed | Lap | D | Time | Sector 1 | Sector 2 | Sector 3 | T. Spd | Elapsed |
|-----|---|-------------|-------------|----------|----------|--------|--------------|-----|---|-------------|-------------|----------|----------|--------|--------------|
| 1 | | 9:52:55.494 | 9:51:35.170 | 44.108 | 36.216 | 174.4 | 9:52:55.494 | 1 | | 9:52:17.193 | 9:50:58.206 | 43.000 | 35.987 | 176.7 | 9:52:17.193 |
| 2 | | 1:58.962 | 32.092 | 43.574 | 43.296 | 217.3 | 9:54:54.456 | 2 | | 1:54.469 | 31.378 | 42.456 | 40.635 | 230.7 | 9:54:11.662 |
| 3 | | 1:45.802 | 30.629 | 40.636 | 34.537 | 233.2 | 9:56:40.258 | 3 | | 1:44.974 | 30.291 | 40.667 | 34.016 | 236.3 | 9:55:56.636 |
| 4 | | 1:44.778 | 30.083 | 40.497 | 34.198 | 236.3 | 9:58:25.036 | 4 | | 1:44.460 | 30.188 | 40.436 | 33.836 | 238.9 | 9:57:41.096 |
| 5 | | 1:45.622 | 30.042 | 41.245 | 34.335 | 235.2 | 10:00:10.658 | 5 | | 1:44.438 | 30.071 | 40.419 | 33.948 | 237.8 | 9:59:25.534 |
| 6 | | 1:49.274 P | 30.219 | 40.625 | 38.430 | 236.3 | 10:01:59.932 | 6 | | 1:44.592 | 30.059 | 40.275 | 34.258 | 236.8 | 10:01:10.126 |
| 7 | | 6:23.335 | 5:02.658 | 42.380 | 38.297 | 176.1 | 10:08:23.267 | 7 | | 1:44.612 | 30.134 | 40.498 | 33.980 | 238.9 | 10:02:54.738 |
| 8 | | 1:46.104 | 30.955 | 41.057 | 34.092 | 225.9 | 10:10:09.371 | 8 | | 1:53.093 P | 34.462 | 40.687 | 37.944 | 237.3 | 10:04:47.831 |
| 9 | | 1:44.229 | 30.019 | 40.231 | 33.979 | 234.7 | 10:11:53.600 | 9 | | 7:39.595 | 6:20.047 | 44.415 | 35.133 | 180.6 | 10:12:27.426 |
| 10 | | 1:44.907 | 30.109 | 40.740 | 34.058 | 236.3 | 10:13:38.507 | 10 | | 1:44.695 | 30.431 | 40.333 | 33.931 | 236.8 | 10:14:12.121 |
| 11 | | 1:44.617 | 30.119 | 40.412 | 34.086 | 235.8 | 10:15:23.124 | 11 | | 1:44.588 | 30.142 | 40.549 | 33.897 | 237.3 | 10:15:56.709 |
| 12 | | 1:53.148 | 30.112 | 46.926 | 36.110 | 237.3 | 10:17:16.272 | 12 | | 1:59.456 P | 34.840 | 44.298 | 40.318 | 237.8 | 10:17:56.165 |
| 13 | | 1:44.344 | 30.157 | 40.191 | 33.996 | 236.3 | 10:19:00.616 | 13 | | 11:42.338 | 10:23.925 | 43.276 | 35.137 | 170.0 | 10:29:38.503 |
| 14 | | 1:48.837 P | 30.032 | 40.331 | 38.474 | 236.3 | 10:20:49.453 | 14 | | 1:49.130 | 30.087 | 40.625 | 38.418 | 237.3 | 10:31:27.633 |
| 15 | | 9:41.209 | 8:22.879 | 43.154 | 35.176 | 174.4 | 10:30:30.662 | 15 | | 1:43.412 | 29.913 | 39.750 | 33.749 | 238.4 | 10:33:11.045 |
| 16 | | 1:52.564 | 31.933 | 40.846 | 39.785 | 218.6 | 10:32:23.226 | 16 | | 1:44.958 | 30.350 | 40.767 | 33.841 | 236.3 | 10:34:56.003 |
| 17 | | 1:43.251 | 29.823 | 39.876 | 33.552 | 237.3 | 10:34:06.477 | 17 | | 1:43.432 | 29.766 | 39.967 | 33.699 | 236.8 | 10:36:39.435 |
| 18 | | 1:43.418 | 29.730 | 39.807 | 33.881 | 237.3 | 10:35:49.895 | 18 | | 1:43.644 | 29.872 | 40.002 | 33.770 | 236.3 | 10:38:23.079 |
| 19 | | 1:50.900 | 29.725 | 40.040 | 41.135 | 238.9 | 10:37:40.795 | 19 | | | 30.518 | 44.126 | | 235.8 | |
| 20 | | 2:10.174 | 29.750 | 57.627 | 42.797 | 236.3 | 10:39:50.969 | | | | | | | | |
| 21 | | 1:43.625 | 29.882 | 39.991 | 33.752 | 236.8 | 10:41:34.594 | | | | | | | | |
| 22 | | | 30.520 | 41.595 | | 237.3 | | | | | | | | | |

31

Christian Lundgaard

R

MP MOTORSPORT

| Lap | D | Time | Sector 1 | Sector 2 | Sector 3 | T. Spd | Elapsed |
|-----|---|---------------|-------------|----------|----------|--------|--------------|
| 1 | | 9:53:31.909 P | 9:52:09.155 | 43.156 | 39.598 | 175.0 | 9:53:31.909 |
| 2 | | 2:30.274 | 1:13.470 | 40.724 | 36.080 | 171.1 | 9:56:02.183 |
| 3 | | 1:44.354 | 29.983 | 40.283 | 34.088 | 236.8 | 9:57:46.537 |
| 4 | | 1:44.218 | 29.870 | 40.537 | 33.811 | 235.2 | 9:59:30.755 |
| 5 | | 1:43.641 | 29.864 | 40.026 | 33.751 | 236.3 | 10:01:14.396 |
| 6 | | 1:43.720 | 29.886 | 40.043 | 33.791 | 236.8 | 10:02:58.116 |
| 7 | | 1:44.030 | 29.884 | 40.203 | 33.943 | 237.3 | 10:04:42.146 |
| 8 | | 1:53.312 | 29.927 | 40.171 | 43.214 | 232.7 | 10:06:35.458 |
| 9 | | 1:49.194 P | 30.922 | 40.370 | 37.902 | 235.2 | 10:08:24.652 |
| 10 | | 5:54.648 | 4:39.968 | 40.750 | 33.930 | 180.0 | 10:14:19.300 |
| 11 | | 1:43.593 | 29.912 | 40.049 | 33.632 | 236.8 | 10:16:02.893 |
| 12 | | 1:49.948 | 29.876 | 40.187 | 39.885 | 234.2 | 10:17:52.841 |
| 13 | | 1:50.446 | 34.105 | 42.016 | 34.325 | 196.3 | 10:19:43.287 |
| 14 | | 1:47.977 P | 29.858 | 40.174 | 37.945 | 235.2 | 10:21:31.264 |
| 15 | | 10:06.475 | 8:42.446 | 44.475 | 39.554 | 172.5 | 10:31:37.739 |
| 16 | | 1:47.344 | 30.832 | 40.811 | 35.701 | 238.4 | 10:33:25.083 |
| 17 | | 1:42.645 | 29.542 | 39.726 | 33.377 | 235.2 | 10:35:07.728 |
| 18 | | 1:42.616 | 29.540 | 39.612 | 33.464 | 236.8 | 10:36:50.344 |
| 19 | | 1:43.466 | 29.595 | 40.085 | 33.786 | 237.8 | 10:38:33.810 |
| 20 | | | 29.569 | 40.450 | | 236.8 | |

33

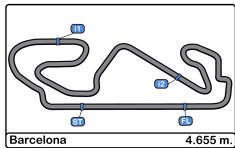
Freek Schothorst

R

MP MOTORSPORT

| Lap | D | Time | Sector 1 | Sector 2 | Sector 3 | T. Spd | Elapsed |
|-----|---|-------------|-------------|----------|----------|--------|--------------|
| 1 | | 9:52:13.359 | 9:50:54.744 | 42.791 | 35.824 | 172.2 | 9:52:13.359 |
| 2 | | 1:54.269 | 31.055 | 41.898 | 41.316 | 233.2 | 9:54:07.628 |
| 3 | | 1:45.128 | 30.166 | 40.322 | 34.640 | 236.8 | 9:55:52.756 |
| 4 | | 1:44.543 | 30.045 | 40.364 | 34.134 | 238.4 | 9:57:37.299 |
| 5 | | 1:50.158 | 32.930 | 42.889 | 34.339 | 237.8 | 9:59:27.457 |
| 6 | | 1:44.474 | 30.073 | 40.397 | 34.004 | 238.4 | 10:01:11.931 |
| 7 | | 1:44.578 | 30.006 | 40.220 | 34.352 | 238.4 | 10:02:56.509 |
| 8 | | 1:45.003 | 30.082 | 40.369 | 34.552 | 237.3 | 10:04:41.512 |
| 9 | | 1:52.063 P | 31.992 | 40.528 | 39.543 | 203.0 | 10:06:33.575 |
| 10 | | 8:53.049 | 7:37.557 | 40.788 | 34.704 | 174.1 | 10:15:26.624 |
| 11 | | 1:45.496 | 30.354 | 40.788 | 34.354 | 236.8 | 10:17:12.120 |
| 12 | | 1:45.334 | 30.155 | 40.699 | 34.480 | 237.3 | 10:18:57.454 |
| 13 | | 1:44.509 | 29.967 | 40.397 | 34.145 | 236.3 | 10:20:41.963 |
| 14 | | 1:52.896 P | 30.301 | 40.466 | 42.129 | 238.4 | 10:22:34.859 |
| 15 | | 7:14.480 | 5:57.174 | 42.370 | 34.936 | 170.8 | 10:29:49.339 |
| 16 | | 1:46.262 | 30.415 | 40.459 | 35.388 | 234.7 | 10:31:35.601 |
| 17 | | 1:43.317 | 29.797 | 39.653 | 33.867 | 237.8 | 10:33:18.918 |
| 18 | | 1:46.939 | 30.522 | 42.041 | 34.376 | 237.3 | 10:35:05.857 |
| 19 | | 1:43.331 | 29.680 | 39.815 | 33.836 | 235.8 | 10:36:49.188 |
| 20 | | 1:48.035 | 29.801 | 43.035 | 35.199 | 237.3 | 10:38:37.223 |
| 21 | | 1:43.283 | 29.783 | 39.912 | 33.588 | 236.3 | 10:40:20.506 |
| 22 | | | 31.408 | 41.969 | | 212.5 | |





Circuit de Barcelona
 Formula Renault Eurocup
 Collective test 1
 Lap Analysis



53

Eliseo Martinez

R

AVF BY ADRIAN VALLES

| Lap | D | Time | Sector 1 | Sector 2 | Sector 3 | T. Spd | Elapsed |
|-----|---|-----------------|---------------|---------------|---------------|--------|--------------|
| 1 | | 9:56:27.542 | 9:55:01.978 | 49.229 | 36.335 | 157.4 | 9:56:27.542 |
| 2 | | 1:49.820 | 32.328 | 42.372 | 35.120 | 235.2 | 9:58:17.362 |
| 3 | | 1:45.021 | 30.269 | 40.642 | 34.110 | 236.3 | 10:00:02.383 |
| 4 | | 1:44.389 | 30.087 | 40.241 | 34.061 | 237.3 | 10:01:46.772 |
| 5 | | 1:46.270 | 30.084 | 41.609 | 34.577 | 237.8 | 10:03:33.042 |
| 6 | | 1:45.123 | 30.169 | 40.238 | 34.716 | 236.8 | 10:05:18.165 |
| 7 | | 1:58.663 P | 30.624 | 46.442 | 41.597 | 237.3 | 10:07:16.828 |
| 8 | | 4:02.434 | 2:45.697 | 41.651 | 35.086 | 174.1 | 10:11:19.262 |
| 9 | | 1:45.177 | 30.148 | 40.401 | 34.628 | 236.8 | 10:13:04.439 |
| 10 | | 1:46.827 | 30.095 | 41.702 | 35.030 | 237.3 | 10:14:51.266 |
| 11 | | 1:44.161 | 29.986 | 40.218 | 33.957 | 235.8 | 10:16:35.427 |
| 12 | | 1:51.718 P | 29.986 | 40.371 | 41.361 | 234.2 | 10:18:27.145 |
| 13 | | 12:21.022 | 11:02.759 | 43.032 | 35.231 | 157.6 | 10:30:48.167 |
| 14 | | 1:46.134 | 30.314 | 40.788 | 35.032 | 234.7 | 10:32:34.301 |
| 15 | | 1:43.064 | 29.624 | 39.873 | 33.567 | 236.3 | 10:34:17.365 |
| 16 | | 1:43.315 | 29.696 | 39.878 | 33.741 | 234.7 | 10:36:00.680 |
| 17 | | 1:48.498 | 32.378 | 41.686 | 34.434 | 221.7 | 10:37:49.178 |
| 18 | | 1:54.341 P | 29.722 | 39.910 | 44.709 | 234.7 | 10:39:43.519 |

54

Christian Munoz

R

AVF BY ADRIAN VALLES

| Lap | D | Time | Sector 1 | Sector 2 | Sector 3 | T. Spd | Elapsed |
|-----|---|-----------------|---------------|---------------|---------------|--------|--------------|
| 1 | | 9:56:30.319 | 9:55:09.175 | 43.562 | 37.582 | 136.1 | 9:56:30.319 |
| 2 | | 1:47.578 | 30.732 | 41.498 | 35.348 | 235.2 | 9:58:17.897 |
| 3 | | 1:46.854 | 30.517 | 41.871 | 34.466 | 237.3 | 10:00:04.751 |
| 4 | | 1:45.553 | 30.354 | 40.932 | 34.267 | 236.3 | 10:01:50.304 |
| 5 | | 1:45.405 | 30.283 | 40.719 | 34.403 | 236.3 | 10:03:35.709 |
| 6 | | 1:45.659 | 30.403 | 40.910 | 34.346 | 236.8 | 10:05:21.368 |
| 7 | | 1:51.035 P | 30.287 | 40.787 | 39.961 | 237.8 | 10:07:12.403 |
| 8 | | 4:49.104 | 3:33.171 | 41.124 | 34.809 | 179.4 | 10:12:01.507 |
| 9 | | 1:45.531 | 30.359 | 40.905 | 34.267 | 235.2 | 10:13:47.038 |
| 10 | | 1:45.581 | 30.403 | 40.833 | 34.345 | 235.8 | 10:15:32.619 |
| 11 | | 1:45.248 | 30.259 | 40.798 | 34.191 | 237.8 | 10:17:17.867 |
| 12 | | 1:51.198 P | 30.380 | 41.132 | 39.686 | 237.8 | 10:19:09.065 |
| 13 | | 11:45.126 | 10:27.126 | 43.462 | 34.538 | 156.2 | 10:30:54.191 |
| 14 | | 1:44.568 | 30.116 | 40.363 | 34.089 | 237.3 | 10:32:38.759 |
| 15 | | 1:43.843 | 29.793 | 40.281 | 33.769 | 237.8 | 10:34:22.602 |
| 16 | | 1:45.159 | 29.881 | 40.414 | 34.864 | 237.8 | 10:36:07.761 |
| 17 | | 1:43.933 | 29.916 | 40.135 | 33.882 | 236.8 | 10:37:51.694 |
| 18 | | 2:02.155 P | 29.881 | 41.519 | 50.755 | 237.3 | 10:39:53.849 |

61

Lorenzo Colombo

R

JD MOTORSPORT

| Lap | D | Time | Sector 1 | Sector 2 | Sector 3 | T. Spd | Elapsed |
|-----|---|-----------------|---------------|---------------|---------------|--------|--------------|
| 1 | | 9:52:25.012 | 9:51:07.035 | 42.975 | 35.002 | 165.1 | 9:52:25.012 |
| 2 | | 1:48.847 | 30.668 | 40.688 | 37.491 | 235.2 | 9:54:13.859 |
| 3 | | 1:49.775 | 30.837 | 40.546 | 38.392 | 236.8 | 9:56:03.634 |
| 4 | | 1:43.696 | 29.843 | 39.983 | 33.870 | 235.8 | 9:57:47.330 |
| 5 | | 1:48.318 | 32.804 | 40.984 | 34.530 | 235.8 | 9:59:35.648 |
| 6 | | 1:43.692 | 29.835 | 39.827 | 34.030 | 237.8 | 10:01:19.340 |
| 7 | | 1:48.421 | 29.974 | 40.890 | 37.557 | 235.8 | 10:03:07.761 |
| 8 | | 1:50.577 P | 29.938 | 40.093 | 40.546 | 237.3 | 10:04:58.338 |
| 9 | | 5:03.208 | 3:45.462 | 42.235 | 35.511 | 177.9 | 10:10:01.546 |
| 10 | | 1:43.887 | 29.890 | 40.077 | 33.920 | 237.3 | 10:11:45.433 |
| 11 | | 1:43.679 | 29.825 | 39.988 | 33.866 | 236.8 | 10:13:29.112 |
| 12 | | 1:49.669 | 29.817 | 40.237 | 39.615 | 236.8 | 10:15:18.781 |
| 13 | | 1:43.783 | 29.911 | 39.923 | 33.949 | 237.8 | 10:17:02.564 |
| 14 | | 1:54.251 P | 31.608 | 41.567 | 41.076 | 236.8 | 10:18:56.815 |
| 15 | | 10:22.892 | 8:58.881 | 46.472 | 37.539 | 145.9 | 10:29:19.707 |
| 16 | | 1:46.274 | 31.011 | 41.030 | 34.233 | 235.8 | 10:31:05.981 |
| 17 | | 1:43.365 | 29.811 | 39.768 | 33.786 | 235.8 | 10:32:49.346 |
| 18 | | 1:42.541 | 29.527 | 39.482 | 33.532 | 236.3 | 10:34:31.887 |
| 19 | | 1:45.156 | 29.437 | 39.632 | 36.087 | 237.8 | 10:36:17.043 |
| 20 | | 1:42.369 | 29.564 | 39.465 | 33.340 | 236.8 | 10:37:59.412 |
| 21 | | 1:49.164 | 29.519 | 44.646 | 34.999 | 235.2 | 10:39:48.576 |
| 22 | | | 29.774 | 39.789 | | 237.8 | |

62

Thomas Maxwell

JD MOTORSPORT

| Lap | D | Time | Sector 1 | Sector 2 | Sector 3 | T. Spd | Elapsed |
|-----|---|-----------------|---------------|---------------|---------------|--------|--------------|
| 1 | | 9:52:23.135 | 9:51:04.296 | 43.805 | 35.034 | 166.4 | 9:52:23.135 |
| 2 | | 1:50.385 | 30.760 | 41.522 | 38.103 | 232.7 | 9:54:13.520 |
| 3 | | 1:45.374 | 30.246 | 40.878 | 34.250 | 236.8 | 9:55:58.894 |
| 4 | | 1:44.852 | 30.081 | 40.801 | 33.970 | 238.4 | 9:57:43.746 |
| 5 | | 1:44.624 | 29.969 | 40.517 | 34.138 | 237.3 | 9:59:28.370 |
| 6 | | 1:52.059 P | 29.916 | 42.750 | 39.393 | 239.4 | 10:01:20.429 |
| 7 | | 4:53.554 | 3:31.308 | 45.976 | 36.270 | 165.1 | 10:06:13.983 |
| 8 | | 1:45.014 | 30.700 | 40.580 | 33.734 | 233.7 | 10:07:58.997 |
| 9 | | 1:43.525 | 29.779 | 40.234 | 33.512 | 238.4 | 10:09:42.522 |
| 10 | | 1:44.779 | 29.983 | 40.407 | 34.389 | 238.9 | 10:11:27.301 |
| 11 | | 1:43.876 | 29.828 | 40.269 | 33.779 | 239.4 | 10:13:11.177 |
| 12 | | 1:44.037 | 29.827 | 40.401 | 33.809 | 238.4 | 10:14:55.214 |
| 13 | | 1:45.221 | 30.053 | 40.460 | 34.708 | 237.8 | 10:16:40.435 |
| 14 | | 1:48.811 P | 30.010 | 40.412 | 38.389 | 238.4 | 10:18:29.246 |
| 15 | | 13:46.664 | 12:25.270 | 44.336 | 37.058 | 149.7 | 10:32:15.910 |
| 16 | | 1:47.127 | 30.748 | 41.390 | 34.989 | 233.7 | 10:34:03.037 |
| 17 | | 1:43.581 | 29.724 | 40.190 | 33.667 | 240.0 | 10:35:46.618 |
| 18 | | 1:43.278 | 29.519 | 40.164 | 33.595 | 240.5 | 10:37:29.896 |
| 19 | | 1:48.048 | 30.553 | 41.913 | 35.582 | 240.0 | 10:39:17.944 |
| 20 | | 1:43.624 | 29.804 | 40.112 | 33.708 | 240.0 | 10:41:01.568 |
| 21 | | | 29.749 | 40.618 | | 240.5 | |





Circuit de Barcelona
 Formula Renault Eurocup
 Collective test 1
 Lap Analysis

**FORMULA
 RENAULT**
 EURO CUP

63

Najiy Razak

85

Raúl Guzman

JD MOTORSPORT

FORTEC MOTORSPORTS

| Lap | D | Time | Sector 1 | Sector 2 | Sector 3 | T. Spd | Elapsed | Lap | D | Time | Sector 1 | Sector 2 | Sector 3 | T. Spd | Elapsed |
|-----|---|-------------|-------------|----------|----------|--------|--------------|-----|---|-------------|-------------|----------|----------|--------|--------------|
| 1 | | 9:52:30.498 | 9:51:10.918 | 44.043 | 35.537 | 172.2 | 9:52:30.498 | 1 | | 9:53:04.955 | 9:51:44.989 | 44.657 | 35.309 | 160.4 | 9:53:04.955 |
| 2 | | 1:47.016 | 30.637 | 41.520 | 34.859 | 236.3 | 9:54:17.514 | 2 | | 1:45.560 | 30.512 | 40.761 | 34.287 | 236.8 | 9:54:50.515 |
| 3 | | 1:48.860 | 30.358 | 41.255 | 37.247 | 237.8 | 9:56:06.374 | 3 | | 1:44.510 | 30.078 | 40.400 | 34.032 | 237.3 | 9:56:35.025 |
| 4 | | 1:45.349 | 30.313 | 40.924 | 34.112 | 236.8 | 9:57:51.723 | 4 | | 1:44.586 | 30.025 | 40.463 | 34.098 | 237.3 | 9:58:19.611 |
| 5 | | 1:48.691 | 30.258 | 41.078 | 37.355 | 236.8 | 9:59:40.414 | 5 | | 1:44.453 | 29.990 | 40.274 | 34.189 | 237.8 | 10:00:04.064 |
| 6 | | 1:45.400 | 30.208 | 40.643 | 34.549 | 237.8 | 10:01:25.814 | 6 | | 1:44.845 | 30.101 | 40.410 | 34.334 | 235.8 | 10:01:48.909 |
| 7 | | 1:44.986 | 30.099 | 40.690 | 34.197 | 236.3 | 10:03:10.800 | 7 | | 1:51.575 P | 30.028 | 40.395 | 41.152 | 235.8 | 10:03:40.484 |
| 8 | | 1:45.012 | 30.145 | 40.715 | 34.152 | 236.8 | 10:04:55.812 | 8 | | 5:45.279 | 4:28.984 | 41.754 | 34.541 | 179.4 | 10:09:25.763 |
| 9 | | 1:50.630 P | 30.074 | 40.649 | 39.907 | 237.8 | 10:06:46.442 | 9 | | 1:44.219 | 30.043 | 40.202 | 33.974 | 237.3 | 10:11:09.982 |
| 10 | | 8:06.107 | 6:41.397 | 48.495 | 36.215 | 127.8 | 10:14:52.549 | 10 | | 1:50.437 | 31.230 | 43.452 | 35.755 | 235.2 | 10:13:00.419 |
| 11 | | 1:49.075 | 30.339 | 40.483 | 38.253 | 235.8 | 10:16:41.624 | 11 | | 1:44.707 | 30.149 | 40.467 | 34.091 | 237.3 | 10:14:45.126 |
| 12 | | 1:50.193 | 29.947 | 42.342 | 37.904 | 235.2 | 10:18:31.817 | 12 | | 1:49.404 P | 30.246 | 40.467 | 38.691 | 237.3 | 10:16:34.530 |
| 13 | | 1:44.213 | 29.951 | 40.310 | 33.952 | 237.3 | 10:20:16.030 | 13 | | 15:16.081 | 13:53.757 | 45.424 | 36.900 | 170.6 | 10:31:50.611 |
| 14 | | 1:51.422 | 30.783 | 44.561 | 36.078 | 237.3 | 10:22:07.452 | 14 | | 1:49.757 | 32.066 | 42.754 | 34.937 | 233.2 | 10:33:40.368 |
| 15 | | 1:44.113 | 30.053 | 40.123 | 33.937 | 236.8 | 10:23:51.565 | 15 | | 1:43.165 | 29.772 | 39.820 | 33.573 | 234.7 | 10:35:23.533 |
| 16 | | 1:44.198 | 29.996 | 40.237 | 33.965 | 235.2 | 10:25:35.763 | 16 | | 1:55.993 | 29.718 | 42.679 | 43.596 | 235.2 | 10:37:19.526 |
| 17 | | 1:56.086 | 31.843 | 47.922 | 36.321 | 238.4 | 10:27:31.849 | 17 | | 1:45.364 | 29.850 | 39.851 | 35.663 | 237.8 | 10:39:04.890 |
| 18 | | 1:55.762 P | 30.222 | 42.052 | 43.488 | 237.8 | 10:29:27.611 | 18 | | | 29.767 | 40.287 | | 235.2 | |
| 19 | | 5:52.239 | 4:36.329 | 40.946 | 34.964 | 175.3 | 10:35:19.850 | | | | | | | | |
| 20 | | 1:44.838 | 30.177 | 40.382 | 34.279 | 237.3 | 10:37:04.688 | | | | | | | | |
| 21 | | 1:52.085 | 29.954 | 40.464 | 41.667 | 237.3 | 10:38:56.773 | | | | | | | | |
| 22 | | 1:44.477 | 29.963 | 40.292 | 34.222 | 237.3 | 10:40:41.250 | | | | | | | | |
| 23 | | | 29.952 | 40.341 | | 236.8 | | | | | | | | | |

84

Vladimir Tziortzis

R

FORTEC MOTORSPORTS

| Lap | D | Time | Sector 1 | Sector 2 | Sector 3 | T. Spd | Elapsed |
|-----|---|-------------|-------------|----------|----------|--------|--------------|
| 1 | | 9:53:09.664 | 9:51:46.164 | 46.987 | 36.513 | 138.9 | 9:53:09.664 |
| 2 | | 1:49.176 | 32.689 | 42.043 | 34.444 | 208.4 | 9:54:58.840 |
| 3 | | 1:44.931 | 30.530 | 40.508 | 33.893 | 236.3 | 9:56:43.771 |
| 4 | | 1:44.251 | 29.966 | 40.380 | 33.905 | 237.3 | 9:58:28.022 |
| 5 | | 1:44.623 | 30.203 | 40.591 | 33.829 | 237.3 | 10:00:12.645 |
| 6 | | 1:44.562 | 30.023 | 40.602 | 33.937 | 237.8 | 10:01:57.207 |
| 7 | | 1:44.195 | 29.959 | 40.265 | 33.971 | 237.8 | 10:03:41.402 |
| 8 | | 1:54.377 P | 31.438 | 40.666 | 42.273 | 221.3 | 10:05:35.779 |
| 9 | | 5:17.848 | 4:01.083 | 42.331 | 34.434 | 172.8 | 10:10:53.627 |
| 10 | | 1:51.472 | 30.216 | 46.458 | 34.798 | 237.3 | 10:12:45.099 |
| 11 | | 1:44.169 | 30.051 | 40.201 | 33.917 | 237.3 | 10:14:29.268 |
| 12 | | 1:52.028 | 31.287 | 45.283 | 35.458 | 237.8 | 10:16:21.296 |
| 13 | | 1:44.602 | 30.262 | 40.426 | 33.914 | 236.3 | 10:18:05.898 |
| 14 | | 1:46.366 | 30.085 | 42.136 | 34.145 | 235.8 | 10:19:52.264 |
| 15 | | 1:52.746 P | 30.672 | 40.812 | 41.262 | 228.3 | 10:21:45.010 |
| 16 | | 10:31.783 | 9:03.619 | 48.629 | 39.535 | 148.7 | 10:32:16.793 |
| 17 | | 1:53.275 | 33.439 | 45.939 | 33.897 | 209.7 | 10:34:10.068 |
| 18 | | 2:02.189 P | 31.440 | 45.665 | 45.084 | 236.8 | 10:36:12.257 |





Circuit de Barcelona
Formula Renault Eurocup
Collective test 1
Best Sectors Results



| Sector - 1 | | | Sector - 2 | | | Sector - 3 | | | Ideal Lap vs Best Lap | | | | | | |
|------------|----|---------------------|------------|----|---------------------|------------|----|---------------------|-----------------------|------|----|---------------------|-----------|----------|------|
| Clas | Nº | Driver | Time | Nº | Driver | Time | Nº | Driver | Time | Clas | Nº | Driver | Ideal Lap | Best Lap | Clas |
| 1 | 16 | Yifei Ye | 29.396 | 1 | Max Fewtrell | 39.460 | 1 | Max Fewtrell | 33.185 | 1 | 1 | Max Fewtrell | 1:42.080 | 1:42.095 | 1 |
| 2 | 1 | Max Fewtrell | 29.435 | 61 | Lorenzo Colombo | 39.465 | 61 | Lorenzo Colombo | 33.340 | 2 | 61 | Lorenzo Colombo | 1:42.242 | 1:42.369 | 2 |
| 3 | 61 | Lorenzo Colombo | 29.437 | 2 | Logan Sargeant | 39.548 | 31 | Christian Lundgaard | 33.377 | 3 | 2 | Logan Sargeant | 1:42.490 | 1:42.490 | 3 |
| 4 | 4 | Victor Martins | 29.514 | 31 | Christian Lundgaard | 39.612 | 4 | Victor Martins | 33.416 | 4 | 16 | Yifei Ye | 1:42.516 | 1:42.606 | 5 |
| 5 | 41 | Oscar Piastri | 29.518 | 4 | Victor Martins | 39.613 | 2 | Logan Sargeant | 33.418 | 5 | 31 | Christian Lundgaard | 1:42.529 | 1:42.616 | 6 |
| 6 | 62 | Thomas Maxwell | 29.519 | 33 | Freek Schothorst | 39.653 | 16 | Yifei Ye | 33.442 | 6 | 4 | Victor Martins | 1:42.543 | 1:42.543 | 4 |
| 7 | 2 | Logan Sargeant | 29.524 | 16 | Yifei Ye | 39.678 | 22 | Alexander Smolyar | 33.496 | 7 | 41 | Oscar Piastri | 1:42.911 | 1:42.989 | 7 |
| 8 | 31 | Christian Lundgaard | 29.540 | 3 | Charles Milesi | 39.698 | 21 | Neil Verhagen | 33.503 | 8 | 33 | Freek Schothorst | 1:42.921 | 1:43.283 | 15 |
| 9 | 53 | Eliseo Martinez | 29.624 | 32 | Alex Peroni | 39.750 | 62 | Thomas Maxwell | 33.512 | 9 | 22 | Alexander Smolyar | 1:43.022 | 1:43.061 | 8 |
| 10 | 3 | Charles Milesi | 29.658 | 11 | Clément Novalak | 39.781 | 24 | Frank Bird | 33.552 | 10 | 3 | Charles Milesi | 1:43.034 | 1:43.193 | 12 |
| 11 | 11 | Clément Novalak | 29.671 | 24 | Frank Bird | 39.807 | 41 | Oscar Piastri | 33.564 | 11 | 11 | Clément Novalak | 1:43.053 | 1:43.177 | 11 |
| 12 | 33 | Freek Schothorst | 29.680 | 85 | Raúl Guzman | 39.820 | 42 | Nikita Volegov | 33.564 | 12 | 53 | Eliseo Martinez | 1:43.064 | 1:43.064 | 9 |
| 13 | 22 | Alexander Smolyar | 29.698 | 22 | Alexander Smolyar | 39.828 | 53 | Eliseo Martinez | 33.567 | 13 | 24 | Frank Bird | 1:43.084 | 1:43.251 | 13 |
| 14 | 85 | Raúl Guzman | 29.718 | 41 | Oscar Piastri | 39.829 | 85 | Raúl Guzman | 33.573 | 14 | 85 | Raúl Guzman | 1:43.111 | 1:43.165 | 10 |
| 15 | 21 | Neil Verhagen | 29.721 | 53 | Eliseo Martinez | 39.873 | 33 | Freek Schothorst | 33.588 | 15 | 62 | Thomas Maxwell | 1:43.143 | 1:43.278 | 14 |
| 16 | 24 | Frank Bird | 29.725 | 21 | Neil Verhagen | 40.006 | 11 | Clément Novalak | 33.601 | 16 | 32 | Alex Peroni | 1:43.215 | 1:43.412 | 16 |
| 17 | 51 | Axel Matus | 29.759 | 42 | Nikita Volegov | 40.040 | 3 | Charles Milesi | 33.678 | 17 | 21 | Neil Verhagen | 1:43.230 | 1:43.678 | 18 |
| 18 | 32 | Alex Peroni | 29.766 | 43 | Sami Taoufik | 40.082 | 32 | Alex Peroni | 33.699 | 18 | 42 | Nikita Volegov | 1:43.441 | 1:43.639 | 17 |
| 19 | 54 | Christian Munoz | 29.793 | 62 | Thomas Maxwell | 40.112 | 43 | Sami Taoufik | 33.765 | 19 | 54 | Christian Munoz | 1:43.697 | 1:43.843 | 20 |
| 20 | 42 | Nikita Volegov | 29.837 | 63 | Najiy Razak | 40.123 | 54 | Christian Munoz | 33.769 | 20 | 43 | Sami Taoufik | 1:43.697 | 1:43.874 | 21 |
| 21 | 43 | Sami Taoufik | 29.850 | 54 | Christian Munoz | 40.135 | 51 | Axel Matus | 33.774 | 21 | 51 | Axel Matus | 1:43.744 | 1:43.744 | 19 |
| 22 | 63 | Najiy Razak | 29.947 | 84 | Vladimir Tziortzis | 40.201 | 84 | Vladimir Tziortzis | 33.829 | 22 | 84 | Vladimir Tziortzis | 1:43.989 | 1:44.169 | 23 |
| 23 | 84 | Vladimir Tziortzis | 29.959 | 51 | Axel Matus | 40.211 | 63 | Najiy Razak | 33.937 | 23 | 63 | Najiy Razak | 1:44.007 | 1:44.113 | 22 |
| 24 | 23 | Thomas Neubauer | 32.070 | 23 | Thomas Neubauer | 44.083 | 23 | Thomas Neubauer | 35.804 | 24 | 23 | Thomas Neubauer | 1:51.957 | 2:03.817 | 24 |





Circuit de Barcelona
Formula Renault Eurocup
Collective test 1
Best 5 Lap Times



| Cls | Nº | Driver | Nat | Competitor | Nat | Rookie | Cls | Best 1 | | Best 2 | | Best 3 | | Best 4 | | Best 5 | |
|-----|----|---------------------|-----|-----------------------|-----|--------|-----|-----------------|-----|----------|-----|----------|-----|----------|-----|----------|-----|
| | | | | | | | | Time | Lap | Time | Lap | Time | Lap | Time | Lap | Time | Lap |
| 1 | 1 | Max Fewtrell | GBR | R-ACE GP | FRA | | | 1:42.095 | 17 | 1:42.390 | 18 | 1:42.606 | 20 | 1:43.638 | 5 | 1:43.696 | 12 |
| 2 | 61 | Lorenzo Colombo | ITA | JD MOTORSPORT | ITA | R | 1 | 1:42.369 | 20 | 1:42.541 | 18 | 1:43.365 | 17 | 1:43.679 | 11 | 1:43.692 | 6 |
| 3 | 2 | Logan Sargeant | USA | R-ACE GP | FRA | R | 2 | 1:42.490 | 17 | 1:42.978 | 19 | 1:43.653 | 4 | 1:43.765 | 12 | 1:44.001 | 11 |
| 4 | 4 | Victor Martins | FRA | R-ACE GP | FRA | R | 3 | 1:42.543 | 17 | 1:43.593 | 18 | 1:43.832 | 4 | 1:44.071 | 16 | 1:44.120 | 5 |
| 5 | 16 | Yifei Ye | CHN | JOSEF KAUFMANN RACING | GER | | | 1:42.606 | 19 | 1:42.690 | 20 | 1:42.724 | 18 | 1:42.948 | 11 | 1:43.561 | 12 |
| 6 | 31 | Christian Lundgaard | DEN | MP MOTORSPORT | NED | R | 4 | 1:42.616 | 18 | 1:42.645 | 17 | 1:43.466 | 19 | 1:43.593 | 11 | 1:43.641 | 5 |
| 7 | 41 | Oscar Piastrri | AUS | ARDEN | GBR | R | 5 | 1:42.989 | 17 | 1:43.269 | 18 | 1:43.896 | 10 | 1:44.067 | 13 | 1:44.206 | 5 |
| 8 | 22 | Alexander Smolyar | RUS | TECH 1 RACING | FRA | R | 6 | 1:43.061 | 18 | 1:43.298 | 21 | 1:43.759 | 17 | 1:44.113 | 10 | 1:44.281 | 13 |
| 9 | 53 | Eliseo Martinez | ESP | AVF BY ADRIAN VALLES | ESP | R | 7 | 1:43.064 | 15 | 1:43.315 | 16 | 1:44.161 | 11 | 1:44.389 | 4 | 1:45.021 | 3 |
| 10 | 85 | Raúl Guzman | MEX | FORTEC MOTORSPORTS | GBR | | | 1:43.165 | 15 | 1:44.219 | 9 | 1:44.453 | 5 | 1:44.510 | 3 | 1:44.586 | 4 |
| 11 | 11 | Clément Novalak | GBR | JOSEF KAUFMANN RACING | GER | R | 8 | 1:43.177 | 17 | 1:43.211 | 19 | 1:43.268 | 18 | 1:43.785 | 16 | 1:44.391 | 5 |
| 12 | 3 | Charles Milesi | FRA | R-ACE GP | FRA | R | 9 | 1:43.193 | 19 | 1:43.242 | 17 | 1:43.707 | 5 | 1:44.057 | 7 | 1:44.161 | 4 |
| 13 | 24 | Frank Bird | GBR | TECH 1 RACING | FRA | | | 1:43.251 | 17 | 1:43.418 | 18 | 1:43.625 | 21 | 1:44.229 | 9 | 1:44.344 | 13 |
| 14 | 62 | Thomas Maxwell | AUS | JD MOTORSPORT | ITA | | | 1:43.278 | 18 | 1:43.525 | 9 | 1:43.581 | 17 | 1:43.624 | 20 | 1:43.876 | 11 |
| 15 | 33 | Freek Schothorst | NED | MP MOTORSPORT | NED | R | 10 | 1:43.283 | 21 | 1:43.317 | 17 | 1:43.331 | 19 | 1:44.474 | 6 | 1:44.509 | 13 |
| 16 | 32 | Alex Peroni | AUS | MP MOTORSPORT | NED | | | 1:43.412 | 15 | 1:43.432 | 17 | 1:43.644 | 18 | 1:44.438 | 5 | 1:44.460 | 4 |
| 17 | 42 | Nikita Volegov | RUS | ARDEN | GBR | R | 11 | 1:43.639 | 19 | 1:43.729 | 22 | 1:43.826 | 20 | 1:44.559 | 14 | 1:44.585 | 5 |
| 18 | 21 | Neil Verhagen | USA | TECH 1 RACING | FRA | | | 1:43.678 | 18 | 1:43.682 | 11 | 1:43.974 | 17 | 1:44.218 | 10 | 1:44.245 | 9 |
| 19 | 51 | Axel Matus | MEX | AVF BY ADRIAN VALLES | ESP | | | 1:43.744 | 17 | 1:44.077 | 15 | 1:44.763 | 10 | 1:44.807 | 14 | 1:45.160 | 8 |
| 20 | 54 | Christian Munoz | COL | AVF BY ADRIAN VALLES | ESP | R | 12 | 1:43.843 | 15 | 1:43.933 | 17 | 1:44.568 | 14 | 1:45.159 | 16 | 1:45.248 | 11 |
| 21 | 43 | Sami Taoufik | MAR | ARDEN | GBR | R | 13 | 1:43.874 | 19 | 1:44.080 | 21 | 1:44.501 | 18 | 1:44.621 | 11 | 1:44.753 | 12 |
| 22 | 63 | Najiy Razak | MAS | JD MOTORSPORT | ITA | | | 1:44.113 | 15 | 1:44.198 | 16 | 1:44.213 | 13 | 1:44.477 | 22 | 1:44.838 | 20 |
| 23 | 84 | Vladimir Tziortzis | RUS | FORTEC MOTORSPORTS | GBR | R | 14 | 1:44.169 | 11 | 1:44.195 | 7 | 1:44.251 | 4 | 1:44.562 | 6 | 1:44.602 | 13 |
| 24 | 23 | Thomas Neubauer | FRA | TECH 1 RACING | FRA | | | 2:03.817 | 2 | | | | | | | | |



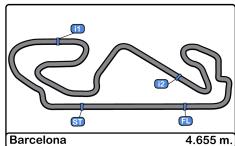


Circuit de Barcelona
Formula Renault Eurocup
Collective test 1
Best 5 Top Speeds



| Cls | Nº | Driver | Nat | Competitor | Nat | Rookie | Cls | Top 1 | | Top 2 | | Top 3 | | Top 4 | | Top 5 | | Avg |
|-----|----|---------------------|-----|-----------------------|-----|--------|-----|-------|-----|-------|-----|-------|-----|-------|-----|-------|-----|-------|
| | | | | | | | | Km/h | Lap | Km/h | Lap | Km/h | Lap | Km/h | Lap | Km/h | Lap | |
| 1 | 1 | Max Fewtrell | GBR | R-ACE GP | FRA | | | 241.6 | 19 | 241.0 | 14 | 240.0 | 4 | 240.0 | 6 | 240.0 | 13 | 240.5 |
| 2 | 16 | Yifei Ye | CHN | JOSEF KAUFMANN RACING | GER | | | 241.6 | 13 | 241.6 | 20 | 241.0 | 12 | 241.0 | 17 | 241.0 | 18 | 241.2 |
| 3 | 41 | Oscar Piastrì | AUS | ARDEN | GBR | R | 1 | 241.6 | 18 | 240.0 | 6 | 240.0 | 19 | 239.4 | 4 | 239.4 | 11 | 240.1 |
| 4 | 42 | Nikita Volegov | RUS | ARDEN | GBR | R | 2 | 241.6 | 20 | 240.0 | 15 | 239.4 | 6 | 239.4 | 11 | 239.4 | 18 | 240.0 |
| 5 | 22 | Alexander Smolyar | RUS | TECH 1 RACING | FRA | R | 3 | 241.0 | 20 | 240.5 | 17 | 240.5 | 19 | 239.4 | 4 | 239.4 | 18 | 240.2 |
| 6 | 11 | Clément Novalak | GBR | JOSEF KAUFMANN RACING | GER | R | 4 | 240.5 | 17 | 240.0 | 5 | 240.0 | 18 | 240.0 | 19 | 240.0 | 20 | 240.1 |
| 7 | 43 | Sami Taoufik | MAR | ARDEN | GBR | R | 5 | 240.5 | 13 | 240.5 | 19 | 240.5 | 22 | 240.0 | 20 | 239.4 | 5 | 240.2 |
| 8 | 62 | Thomas Maxwell | AUS | JD MOTORSPORT | ITA | | | 240.5 | 18 | 240.5 | 21 | 240.0 | 17 | 240.0 | 19 | 240.0 | 20 | 240.2 |
| 9 | 21 | Neil Verhagen | USA | TECH 1 RACING | FRA | | | 240.0 | 19 | 237.8 | 14 | 237.8 | 17 | 237.3 | 5 | 236.8 | 6 | 237.9 |
| 10 | 2 | Logan Sargeant | USA | R-ACE GP | FRA | R | 6 | 238.9 | 17 | 237.8 | 12 | 237.8 | 19 | 237.3 | 3 | 237.3 | 6 | 237.8 |
| 11 | 24 | Frank Bird | GBR | TECH 1 RACING | FRA | | | 238.9 | 19 | 237.3 | 12 | 237.3 | 17 | 237.3 | 18 | 237.3 | 22 | 237.6 |
| 12 | 32 | Alex Peroni | AUS | MP MOTORSPORT | NED | | | 238.9 | 4 | 238.9 | 7 | 238.4 | 15 | 237.8 | 5 | 237.8 | 12 | 238.4 |
| 13 | 3 | Charles Milesi | FRA | R-ACE GP | FRA | R | 7 | 238.4 | 7 | 238.4 | 13 | 237.3 | 8 | 237.3 | 12 | 237.3 | 17 | 237.7 |
| 14 | 31 | Christian Lundgaard | DEN | MP MOTORSPORT | NED | R | 8 | 238.4 | 16 | 237.8 | 19 | 237.3 | 7 | 236.8 | 3 | 236.8 | 6 | 237.4 |
| 15 | 33 | Freek Schothorst | NED | MP MOTORSPORT | NED | R | 9 | 238.4 | 4 | 238.4 | 6 | 238.4 | 7 | 238.4 | 14 | 237.8 | 5 | 238.3 |
| 16 | 51 | Axel Matus | MEX | AVF BY ADRIAN VALLES | ESP | | | 238.4 | 9 | 237.8 | 16 | 237.8 | 18 | 237.3 | 14 | 237.3 | 15 | 237.7 |
| 17 | 63 | Najiy Razak | MAS | JD MOTORSPORT | ITA | | | 238.4 | 17 | 237.8 | 3 | 237.8 | 6 | 237.8 | 9 | 237.8 | 18 | 237.9 |
| 18 | 53 | Eliseo Martínez | ESP | AVF BY ADRIAN VALLES | ESP | R | 10 | 237.8 | 5 | 237.3 | 4 | 237.3 | 7 | 237.3 | 10 | 236.8 | 6 | 237.3 |
| 19 | 54 | Christian Muñoz | COL | AVF BY ADRIAN VALLES | ESP | R | 11 | 237.8 | 7 | 237.8 | 11 | 237.8 | 12 | 237.8 | 15 | 237.8 | 16 | 237.8 |
| 20 | 61 | Lorenzo Colombo | ITA | JD MOTORSPORT | ITA | R | 12 | 237.8 | 6 | 237.8 | 13 | 237.8 | 19 | 237.8 | 22 | 237.3 | 8 | 237.7 |
| 21 | 84 | Vladimir Tziortzis | RUS | FORTEC MOTORSPORTS | GBR | R | 13 | 237.8 | 6 | 237.8 | 7 | 237.8 | 12 | 237.3 | 4 | 237.3 | 5 | 237.6 |
| 22 | 85 | Raúl Guzmán | MEX | FORTEC MOTORSPORTS | GBR | | | 237.8 | 5 | 237.8 | 17 | 237.3 | 3 | 237.3 | 4 | 237.3 | 9 | 237.5 |
| 23 | 4 | Victor Martins | FRA | R-ACE GP | FRA | R | 14 | 237.3 | 4 | 237.3 | 5 | 237.3 | 7 | 236.8 | 6 | 236.8 | 18 | 237.1 |
| 24 | 23 | Thomas Neubauer | FRA | TECH 1 RACING | FRA | | | 200.0 | 2 | 174.7 | 1 | | | | | | | 187.3 |



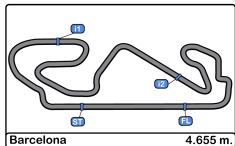


Circuit de Barcelona
 Formula Renault Eurocup
 Collective test 1
 Fastest Laps Sequence

**FORMULA
 RENAULT**
 EURO CUP

| Lap | Time of Day | Session Time | Nº | Driver | Nat | Competitor | Nat | Rookie | Time | Km/h |
|-----|--------------|--------------|----|----------------|-----|-----------------------|-----|--------|----------|-------|
| 2 | 9:53:50.101 | 3:50.101 | 1 | Max Fewtrell | GBR | R-ACE GP | FRA | | 1:47.880 | 155.3 |
| 2 | 9:54:17.514 | 4:17.514 | 63 | Najiy Razak | MAS | JD MOTORSPORT | ITA | | 1:47.016 | 156.5 |
| 2 | 9:54:50.515 | 4:50.515 | 85 | Raúl Guzman | MEX | FORTEC MOTORSPORTS | GBR | | 1:45.560 | 158.7 |
| 2 | 9:55:32.270 | 5:32.270 | 16 | Yifei Ye | CHN | JOSEF KAUFMANN RACING | GER | | 1:44.368 | 160.5 |
| 3 | 9:55:39.624 | 5:39.624 | 2 | Logan Sargeant | USA | R-ACE GP | FRA | R | 1:44.176 | 160.8 |
| 3 | 9:57:16.139 | 7:16.139 | 16 | Yifei Ye | CHN | JOSEF KAUFMANN RACING | GER | | 1:43.869 | 161.3 |
| 4 | 9:57:23.277 | 7:23.277 | 2 | Logan Sargeant | USA | R-ACE GP | FRA | R | 1:43.653 | 161.6 |
| 5 | 9:59:05.090 | 9:05.090 | 1 | Max Fewtrell | GBR | R-ACE GP | FRA | | 1:43.638 | 161.6 |
| 9 | 10:09:42.522 | 19:42.522 | 62 | Thomas Maxwell | AUS | JD MOTORSPORT | ITA | | 1:43.525 | 161.8 |
| 11 | 10:15:02.358 | 25:02.358 | 16 | Yifei Ye | CHN | JOSEF KAUFMANN RACING | GER | | 1:42.948 | 162.7 |
| 17 | 10:34:13.474 | 44:13.474 | 2 | Logan Sargeant | USA | R-ACE GP | FRA | R | 1:42.490 | 163.5 |
| 17 | 10:34:46.041 | 44:46.041 | 1 | Max Fewtrell | GBR | R-ACE GP | FRA | | 1:42.095 | 164.1 |





Circuit de Barcelona
Formula Renault Eurocup
Collective test 1
Event Best Maximum Speed

**FORMULA
RENAULT**
EUROCUP

| Nº | Driver | Nat | Competitor | Nat | Rookie | Km/h | Session |
|----|---------------------|-----|-----------------------|-----|--------|-------|-------------------|
| 16 | Yifei Ye | CHN | JOSEF KAUFMANN RACING | GER | | 241.6 | Collective test 1 |
| 42 | Nikita Volegov | RUS | ARDEN | GBR | R | 241.6 | Collective test 1 |
| 41 | Oscar Piastri | AUS | ARDEN | GBR | R | 241.6 | Collective test 1 |
| 1 | Max Fewtrell | GBR | R-ACE GP | FRA | | 241.6 | Collective test 1 |
| 22 | Alexander Smolyar | RUS | TECH 1 RACING | FRA | R | 241.0 | Collective test 1 |
| 43 | Sami Taoufik | MAR | ARDEN | GBR | R | 240.5 | Collective test 1 |
| 11 | Clément Novalak | GBR | JOSEF KAUFMANN RACING | GER | R | 240.5 | Collective test 1 |
| 62 | Thomas Maxwell | AUS | JD MOTORSPORT | ITA | | 240.5 | Collective test 1 |
| 21 | Neil Verhagen | USA | TECH 1 RACING | FRA | | 240.0 | Collective test 1 |
| 32 | Alex Peroni | AUS | MP MOTORSPORT | NED | | 238.9 | Collective test 1 |
| 2 | Logan Sargeant | USA | R-ACE GP | FRA | R | 238.9 | Collective test 1 |
| 24 | Frank Bird | GBR | TECH 1 RACING | FRA | | 238.9 | Collective test 1 |
| 33 | Freek Schothorst | NED | MP MOTORSPORT | NED | R | 238.4 | Collective test 1 |
| 3 | Charles Milesi | FRA | R-ACE GP | FRA | R | 238.4 | Collective test 1 |
| 51 | Axel Matus | MEX | AVF BY ADRIAN VALLES | ESP | | 238.4 | Collective test 1 |
| 63 | Najiy Razak | MAS | JD MOTORSPORT | ITA | | 238.4 | Collective test 1 |
| 31 | Christian Lundgaard | DEN | MP MOTORSPORT | NED | R | 238.4 | Collective test 1 |
| 85 | Raúl Guzman | MEX | FORTEC MOTORSPORTS | GBR | | 237.8 | Collective test 1 |
| 61 | Lorenzo Colombo | ITA | JD MOTORSPORT | ITA | R | 237.8 | Collective test 1 |
| 84 | Vladimir Tziortzis | RUS | FORTEC MOTORSPORTS | GBR | R | 237.8 | Collective test 1 |
| 53 | Eliseo Martinez | ESP | AVF BY ADRIAN VALLES | ESP | R | 237.8 | Collective test 1 |
| 54 | Christian Munoz | COL | AVF BY ADRIAN VALLES | ESP | R | 237.8 | Collective test 1 |
| 4 | Victor Martins | FRA | R-ACE GP | FRA | R | 237.3 | Collective test 1 |
| 23 | Thomas Neubauer | FRA | TECH 1 RACING | FRA | | 200.0 | Collective test 1 |





Circuit de Barcelona
Formula Renault Eurocup
Collective test 1
Pit Stop Analysis



1 Max Fewtrell R-ACE GP

| Nr. | In Day Time | In Time | Out Time | Pit Time | T. Pit Time | Handicap | Penalty |
|-----|--------------|--------------|--------------|----------|-------------|----------|---------|
| 1 | 10:06:07.314 | 10:06:07.314 | 10:10:59.750 | 4:52.436 | 4:52.436 | | |
| 2 | 10:19:49.128 | 10:19:49.128 | 10:29:19.952 | 9:30.824 | 14:23.260 | | |

2 Logan Sargeant R R-ACE GP

| Nr. | In Day Time | In Time | Out Time | Pit Time | T. Pit Time | Handicap | Penalty |
|-----|--------------|--------------|--------------|----------|-------------|----------|---------|
| 1 | 10:06:09.859 | 10:06:09.859 | 10:10:45.495 | 4:35.636 | 4:35.636 | | |
| 2 | 10:19:40.340 | 10:19:40.340 | 10:28:45.093 | 9:04.753 | 13:40.389 | | |

3 Charles Milesi R R-ACE GP

| Nr. | In Day Time | In Time | Out Time | Pit Time | T. Pit Time | Handicap | Penalty |
|-----|--------------|--------------|--------------|----------|-------------|----------|---------|
| 1 | 10:04:40.588 | 10:04:40.588 | 10:10:51.640 | 6:11.052 | 6:11.052 | | |
| 2 | 10:19:47.458 | 10:19:47.458 | 10:29:44.784 | 9:57.326 | 16:08.378 | | |

4 Victor Martins R R-ACE GP

| Nr. | In Day Time | In Time | Out Time | Pit Time | T. Pit Time | Handicap | Penalty |
|-----|--------------|--------------|--------------|-----------|-------------|----------|---------|
| 1 | 10:06:22.622 | 10:06:22.622 | 10:11:09.125 | 4:46.503 | 4:46.503 | | |
| 2 | 10:18:22.090 | 10:18:22.090 | 10:29:09.854 | 10:47.764 | 15:34.267 | | 4 |

11 Clément Novalak R JOSEF KAUFMANN RACING

| Nr. | In Day Time | In Time | Out Time | Pit Time | T. Pit Time | Handicap | Penalty |
|-----|--------------|--------------|--------------|-----------|-------------|----------|---------|
| 1 | 10:15:00.723 | 10:15:00.723 | 10:29:32.055 | 14:31.332 | 14:31.332 | | 2 |

16 Yifei Ye JOSEF KAUFMANN RACING

| Nr. | In Day Time | In Time | Out Time | Pit Time | T. Pit Time | Handicap | Penalty |
|-----|--------------|--------------|--------------|----------|-------------|----------|---------|
| 1 | 10:06:14.956 | 10:06:14.956 | 10:09:40.137 | 3:25.181 | 3:25.181 | | |
| 2 | 10:20:17.094 | 10:20:17.094 | 10:29:25.569 | 9:08.475 | 12:33.656 | | |

21 Neil Verhagen TECH 1 RACING

| Nr. | In Day Time | In Time | Out Time | Pit Time | T. Pit Time | Handicap | Penalty |
|-----|--------------|--------------|--------------|----------|-------------|----------|---------|
| 1 | 10:01:33.365 | 10:01:33.365 | 10:05:08.700 | 3:35.335 | 3:35.335 | | |
| 2 | 10:19:41.005 | 10:19:41.005 | 10:28:11.701 | 8:30.696 | 12:06.031 | | |

22 Alexander Smolyar R TECH 1 RACING

| Nr. | In Day Time | In Time | Out Time | Pit Time | T. Pit Time | Handicap | Penalty |
|-----|--------------|--------------|--------------|----------|-------------|----------|---------|
| 1 | 10:01:44.329 | 10:01:44.329 | 10:04:58.764 | 3:14.435 | 3:14.435 | | |
| 2 | 10:19:17.617 | 10:19:17.617 | 10:28:22.413 | 9:04.796 | 12:19.231 | | |

24 Frank Bird TECH 1 RACING

| Nr. | In Day Time | In Time | Out Time | Pit Time | T. Pit Time | Handicap | Penalty |
|-----|--------------|--------------|--------------|----------|-------------|----------|---------|
| 1 | 10:01:57.498 | 10:01:57.498 | 10:06:30.006 | 4:32.508 | 4:32.508 | | |
| 2 | 10:20:47.023 | 10:20:47.023 | 10:28:38.903 | 7:51.880 | 12:24.388 | | |

31 Christian Lundgaard R MP MOTORSPORT

| Nr. | In Day Time | In Time | Out Time | Pit Time | T. Pit Time | Handicap | Penalty |
|-----|--------------|--------------|--------------|----------|-------------|----------|---------|
| 1 | 9:53:29.426 | 9:53:29.426 | 9:54:00.310 | 30.884 | 30.884 | | |
| 2 | 10:08:22.190 | 10:08:22.190 | 10:12:34.412 | 4:12.222 | 4:43.106 | | |
| 3 | 10:21:28.793 | 10:21:28.793 | 10:29:39.874 | 8:11.081 | 12:54.187 | | |

32 Alex Peroni MP MOTORSPORT

| Nr. | In Day Time | In Time | Out Time | Pit Time | T. Pit Time | Handicap | Penalty |
|-----|--------------|--------------|--------------|----------|-------------|----------|---------|
| 1 | 10:04:45.384 | 10:04:45.384 | 10:10:37.046 | 5:51.662 | 5:51.662 | | |
| 2 | 10:17:53.732 | 10:17:53.732 | 10:27:46.122 | 9:52.390 | 15:44.052 | | |

33 Freek Schothorst R MP MOTORSPORT

| Nr. | In Day Time | In Time | Out Time | Pit Time | T. Pit Time | Handicap | Penalty |
|-----|--------------|--------------|--------------|----------|-------------|----------|---------|
| 1 | 10:06:30.965 | 10:06:30.965 | 10:13:38.908 | 7:07.943 | 7:07.943 | | |
| 2 | 10:22:32.122 | 10:22:32.122 | 10:27:57.145 | 5:25.023 | 12:32.966 | | |

41 Oscar Piastrri R ARDEN

| Nr. | In Day Time | In Time | Out Time | Pit Time | T. Pit Time | Handicap | Penalty |
|-----|--------------|--------------|--------------|-----------|-------------|----------|---------|
| 1 | 10:03:17.146 | 10:03:17.146 | 10:07:48.101 | 4:30.955 | 4:30.955 | | |
| 2 | 10:20:31.448 | 10:20:31.448 | 10:31:02.938 | 10:31.490 | 15:02.445 | | 0 |

42 Nikita Volegov R ARDEN

| Nr. | In Day Time | In Time | Out Time | Pit Time | T. Pit Time | Handicap | Penalty |
|-----|--------------|--------------|--------------|----------|-------------|----------|---------|
| 1 | 10:03:31.375 | 10:03:31.375 | 10:07:56.607 | 4:25.232 | 4:25.232 | | |
| 2 | 10:22:15.582 | 10:22:15.582 | 10:28:31.404 | 6:15.822 | 10:41.054 | | |

43 Sami Taoufik R ARDEN

| Nr. | In Day Time | In Time | Out Time | Pit Time | T. Pit Time | Handicap | Penalty |
|-----|--------------|--------------|--------------|----------|-------------|----------|---------|
| 1 | 10:03:30.801 | 10:03:30.801 | 10:07:11.782 | 3:40.981 | 3:40.981 | | |
| 2 | 10:19:37.561 | 10:19:37.561 | 10:28:05.392 | 8:27.831 | 12:08.812 | | |

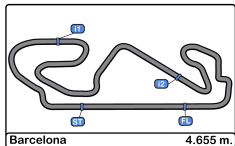
51 Axel Matus AVF BY ADRIAN VALLES

| Nr. | In Day Time | In Time | Out Time | Pit Time | T. Pit Time | Handicap | Penalty |
|-----|--------------|--------------|--------------|-----------|-------------|----------|---------|
| 1 | 10:05:08.191 | 10:05:08.191 | 10:08:05.140 | 2:56.949 | 2:56.949 | | |
| 2 | 10:17:00.207 | 10:17:00.207 | 10:30:01.872 | 13:01.665 | 15:58.614 | | 5 |

53 Eliseo Martinez R AVF BY ADRIAN VALLES

| Nr. | In Day Time | In Time | Out Time | Pit Time | T. Pit Time | Handicap | Penalty |
|-----|--------------|--------------|--------------|-----------|-------------|----------|---------|
| 1 | 10:07:14.319 | 10:07:14.319 | 10:09:30.788 | 2:16.469 | 2:16.469 | | |
| 2 | 10:18:24.373 | 10:18:24.373 | 10:28:54.139 | 10:29.766 | 12:46.235 | | 6 |





Circuit de Barcelona
Formula Renault Eurocup
Collective test 1
Pit Stop Analysis



54

Christian Munoz

R

AVF BY ADRIAN VALLES

| Nr. | In Day Time | In Time | Out Time | Pit Time | T. Pit Time | Handicap | Penalty |
|-----|--------------|--------------|--------------|----------|-------------|----------|---------|
| 1 | 10:07:09.977 | 10:07:09.977 | 10:10:15.269 | 3:05.292 | 3:05.292 | | |
| 2 | 10:19:06.634 | 10:19:06.634 | 10:29:01.985 | 9:55.351 | 13:00.643 | | |

61

Lorenzo Colombo

R

JD MOTORSPORT

| Nr. | In Day Time | In Time | Out Time | Pit Time | T. Pit Time | Handicap | Penalty |
|-----|--------------|--------------|--------------|----------|-------------|----------|---------|
| 1 | 10:04:55.701 | 10:04:55.701 | 10:08:12.583 | 3:16.882 | 3:16.882 | | |
| 2 | 10:18:54.039 | 10:18:54.039 | 10:27:18.755 | 8:24.716 | 11:41.598 | | |

62

Thomas Maxwell

JD MOTORSPORT

| Nr. | In Day Time | In Time | Out Time | Pit Time | T. Pit Time | Handicap | Penalty |
|-----|--------------|--------------|--------------|-----------|-------------|----------|---------|
| 1 | 10:01:18.024 | 10:01:18.024 | 10:04:17.161 | 2:59.137 | 2:59.137 | | |
| 2 | 10:18:26.843 | 10:18:26.843 | 10:30:19.031 | 11:52.188 | 14:51.325 | | |

63

Najiy Razak

JD MOTORSPORT

| Nr. | In Day Time | In Time | Out Time | Pit Time | T. Pit Time | Handicap | Penalty |
|-----|--------------|--------------|--------------|----------|-------------|----------|---------|
| 1 | 10:06:43.870 | 10:06:43.870 | 10:12:52.267 | 6:08.397 | 6:08.397 | | |
| 2 | 10:29:24.737 | 10:29:24.737 | 10:33:31.677 | 4:06.940 | 10:15.337 | | |

84

Vladimir Tziortzis

R

FORTEC MOTORSPORTS

| Nr. | In Day Time | In Time | Out Time | Pit Time | T. Pit Time | Handicap | Penalty |
|-----|--------------|--------------|--------------|----------|-------------|----------|---------|
| 1 | 10:05:33.369 | 10:05:33.369 | 10:09:02.480 | 3:29.111 | 3:29.111 | | |
| 2 | 10:21:42.583 | 10:21:42.583 | 10:30:09.326 | 8:26.743 | 11:55.854 | | |

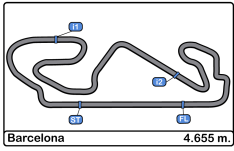
85

Raúl Guzman

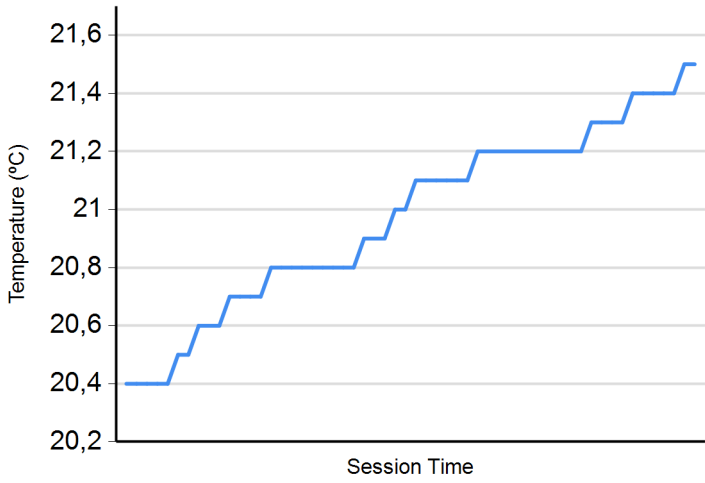
FORTEC MOTORSPORTS

| Nr. | In Day Time | In Time | Out Time | Pit Time | T. Pit Time | Handicap | Penalty |
|-----|--------------|--------------|--------------|-----------|-------------|----------|---------|
| 1 | 10:03:38.058 | 10:03:38.058 | 10:07:37.783 | 3:59.725 | 3:59.725 | | |
| 2 | 10:16:32.101 | 10:16:32.101 | 10:29:52.333 | 13:20.232 | 17:19.957 | | |

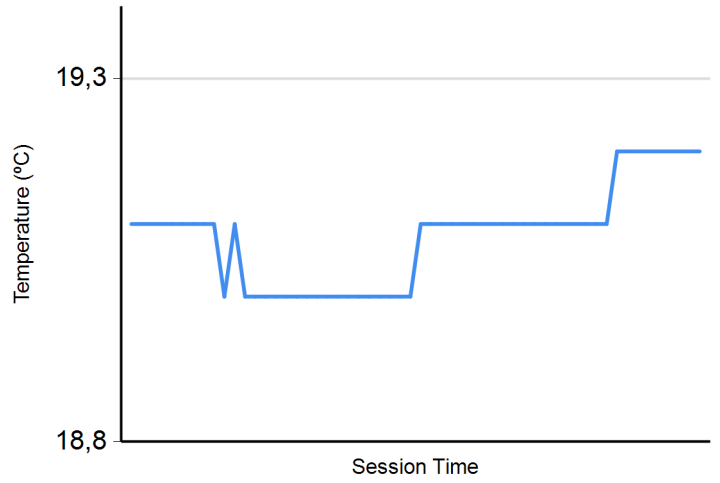




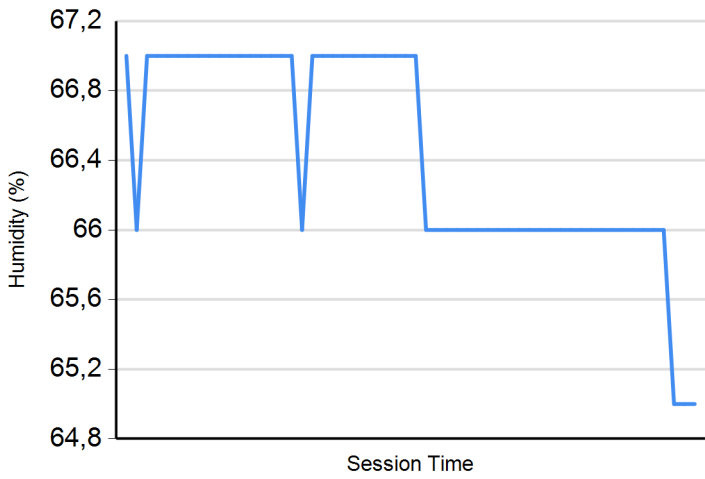
Air Temperature



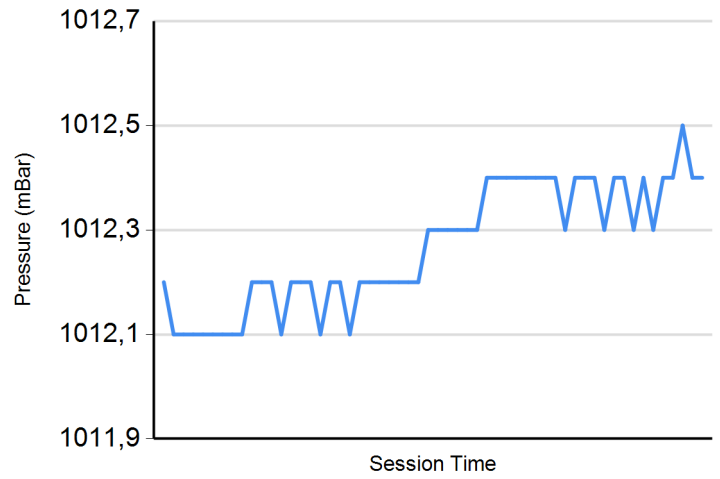
Track Temperature



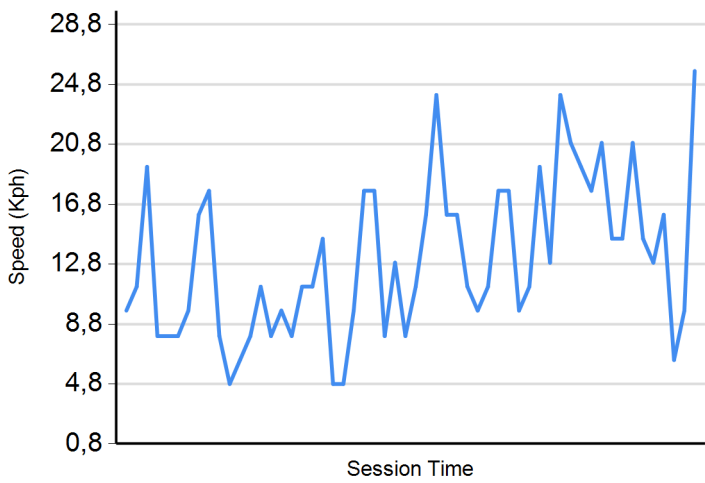
Humidity



Pressure



Wind Speed



Wind direction

North = 0°/360° Est = 90° South = 180° West = 270°

