



Circuit de Barcelona
 Formula Renault Eurocup
 Collective test 2
 Provisional Results



Cls	Nº	Driver	Nat	Competitor	Nat	Rookie	Cls	Laps	Best	Time	Gap	Interval	Km/h
1	31	Christian Lundgaard	DEN	MP MOTORSPORT	NED	R	1	16	12	1:43.383			162.0
2	61	Lorenzo Colombo	ITA	JD MOTORSPORT	ITA	R	2	11	3	1:43.423	0.040	0.040	162.0
3	41	Oscar Piastrri	AUS	ARDEN	GBR	R	3	17	14	1:43.544	0.161	0.121	161.8
4	21	Neil Verhagen	USA	TECH 1 RACING	FRA			17	12	1:43.693	0.310	0.149	161.6
5	62	Thomas Maxwell	AUS	JD MOTORSPORT	ITA			19	18	1:43.806	0.423	0.113	161.4
6	22	Alexander Smolyar	RUS	TECH 1 RACING	FRA	R	4	16	11	1:43.808	0.425	0.002	161.4
7	1	Max Fewtrell	GBR	R-ACE GP	FRA			18	11	1:43.876	0.493	0.068	161.3
8	32	Alex Peroni	AUS	MP MOTORSPORT	NED			18	14	1:43.900	0.517	0.024	161.2
9	16	Yifei Ye	CHN	JOSEF KAUFMANN RACING	GER			16	6	1:43.959	0.576	0.059	161.1
10	4	Victor Martins	FRA	R-ACE GP	FRA	R	5	18	5	1:44.010	0.627	0.051	161.1
11	85	Raúl Guzman	MEX	FORTEC MOTORSPORTS	GBR			16	13	1:44.019	0.636	0.009	161.1
12	84	Vladimir Tziortzis	RUS	FORTEC MOTORSPORTS	GBR	R	6	9	4	1:44.033	0.650	0.014	161.0
13	2	Logan Sargeant	USA	R-ACE GP	FRA	R	7	19	13	1:44.038	0.655	0.005	161.0
14	24	Frank Bird	GBR	TECH 1 RACING	FRA			16	10	1:44.057	0.674	0.019	161.0
15	33	Freek Schothorst	NED	MP MOTORSPORT	NED	R	8	16	12	1:44.157	0.774	0.100	160.8
16	23	Thomas Neubauer	FRA	TECH 1 RACING	FRA			16	9	1:44.166	0.783	0.009	160.8
17	11	Clément Novalak	GBR	JOSEF KAUFMANN RACING	GER	R	9	16	6	1:44.184	0.801	0.018	160.8
18	53	Eliseo Martinez	ESP	AVF BY ADRIAN VALLES	ESP	R	10	18	11	1:44.256	0.873	0.072	160.7
19	3	Charles Milesi	FRA	R-ACE GP	FRA	R	11	19	10	1:44.352	0.969	0.096	160.5
20	42	Nikita Volegov	RUS	ARDEN	GBR	R	12	12	8	1:44.457	1.074	0.105	160.4
21	43	Sami Taoufik	MAR	ARDEN	GBR	R	13	16	11	1:44.678	1.295	0.221	160.0
22	54	Christian Munoz	COL	AVF BY ADRIAN VALLES	ESP	R	14	15	14	1:44.744	1.361	0.066	159.9
23	63	Najiy Razak	MAS	JD MOTORSPORT	ITA			17	11	1:44.776	1.393	0.032	159.9
24	51	Axel Matus	MEX	AVF BY ADRIAN VALLES	ESP			17	9	1:45.025	1.642	0.249	159.5

Published at:.....

Track Temp: 28.8 °C Air Temp: 23.6 °C Humidity: 62 % Track Status: DRY

Stewards:

Race Director:

Timekeeper:





Circuit de Barcelona
 Formula Renault Eurocup
 Collective test 2
 Provisional Results by Class

**FORMULA
 RENAULT**
 EURO CUP

Cls	Nº	Driver	Nat	Competitor	Nat	Rookie	Laps	Best	Time	Gap	Interval	Km/h
1	21	Neil Verhagen	USA	TECH 1 RACING	FRA		17	12	1:43.693			161.6
2	62	Thomas Maxwell	AUS	JD MOTORSPORT	ITA		19	18	1:43.806	0.113	0.113	161.4
3	1	Max Fewtrell	GBR	R-ACE GP	FRA		18	11	1:43.876	0.183	0.070	161.3
4	32	Alex Peroni	AUS	MP MOTORSPORT	NED		18	14	1:43.900	0.207	0.024	161.2
5	16	Yifei Ye	CHN	JOSEF KAUFMANN RACING	GER		16	6	1:43.959	0.266	0.059	161.1
6	85	Raúl Guzman	MEX	FORTEC MOTORSPORTS	GBR		16	13	1:44.019	0.326	0.060	161.1
7	24	Frank Bird	GBR	TECH 1 RACING	FRA		16	10	1:44.057	0.364	0.038	161.0
8	23	Thomas Neubauer	FRA	TECH 1 RACING	FRA		16	9	1:44.166	0.473	0.109	160.8
9	63	Najiy Razak	MAS	JD MOTORSPORT	ITA		17	11	1:44.776	1.083	0.610	159.9
10	51	Axel Matus	MEX	AVF BY ADRIAN VALLES	ESP		17	9	1:45.025	1.332	0.249	159.5
Rookie												
1	31	Christian Lundgaard	DEN	MP MOTORSPORT	NED	R	16	12	1:43.383			162.0
2	61	Lorenzo Colombo	ITA	JD MOTORSPORT	ITA	R	11	3	1:43.423	0.040	0.040	162.0
3	41	Oscar Piastrì	AUS	ARDEN	GBR	R	17	14	1:43.544	0.161	0.121	161.8
4	22	Alexander Smolyar	RUS	TECH 1 RACING	FRA	R	16	11	1:43.808	0.425	0.264	161.4
5	4	Victor Martins	FRA	R-ACE GP	FRA	R	18	5	1:44.010	0.627	0.202	161.1
6	84	Vladimir Tziortzis	RUS	FORTEC MOTORSPORTS	GBR	R	9	4	1:44.033	0.650	0.023	161.0
7	2	Logan Sargeant	USA	R-ACE GP	FRA	R	19	13	1:44.038	0.655	0.005	161.0
8	33	Freek Schothorst	NED	MP MOTORSPORT	NED	R	16	12	1:44.157	0.774	0.119	160.8
9	11	Clément Novalak	GBR	JOSEF KAUFMANN RACING	GER	R	16	6	1:44.184	0.801	0.027	160.8
10	53	Eliseo Martínez	ESP	AVF BY ADRIAN VALLES	ESP	R	18	11	1:44.256	0.873	0.072	160.7
11	3	Charles Milesi	FRA	R-ACE GP	FRA	R	19	10	1:44.352	0.969	0.096	160.5
12	42	Nikita Volegov	RUS	ARDEN	GBR	R	12	8	1:44.457	1.074	0.105	160.4
13	43	Sami Taoufik	MAR	ARDEN	GBR	R	16	11	1:44.678	1.295	0.221	160.0
14	54	Christian Muñoz	COL	AVF BY ADRIAN VALLES	ESP	R	15	14	1:44.744	1.361	0.066	159.9

Published at:.....

Track Temp: **28.8 °C** Air Temp: **23.6 °C** Humidity: **62 %** Track **DRY**

Stewards:

Race Director:

Timekeeper:





Circuit de Barcelona
 Formula Renault Eurocup
 Collective test 2
 Lap Analysis



1 Max Fewtrell							3 Charles Milesi								
R-ACE GP							R								
Lap	D	Time	Sector 1	Sector 2	Sector 3	T. Spd	Elapsed	Lap	D	Time	Sector 1	Sector 2	Sector 3	T. Spd	Elapsed
1		14:02:13.531 P	14:00:48.160	45.106	40.265	175.8	14:02:13.531	1		14:02:30.564 P	14:01:04.919	45.238	40.407	169.8	14:02:30.564
2		2:24.686	1:08.722	41.319	34.645	174.4	14:04:38.217	2		2:26.800	1:06.220	44.293	36.287	173.9	14:04:57.364
3		1:44.891	30.125	40.663	34.103	240.0	14:06:23.108	3		1:44.973	30.200	40.851	33.922	237.8	14:06:42.337
4		1:44.610	29.899	40.671	34.040	240.5	14:08:07.718	4		1:44.394	30.011	40.404	33.979	236.3	14:08:26.731
5		1:44.197	29.874	40.391	33.932	240.0	14:09:51.915	5		1:44.490	30.060	40.502	33.928	235.2	14:10:11.221
6		1:44.123	29.829	40.186	34.108	239.4	14:11:36.038	6		1:48.446	30.096	40.640	37.710	236.8	14:11:59.667
7		1:59.247	36.535	45.989	36.723	240.5	14:13:35.285	7		1:44.398	30.018	40.427	33.953	235.8	14:13:44.065
8		1:44.236	30.031	40.212	33.993	239.4	14:15:19.521	8		1:44.569	30.077	40.479	34.013	237.8	14:15:28.634
9		1:44.337	29.953	40.500	33.884	241.6	14:17:03.858	9		1:44.482	30.066	40.538	33.878	237.8	14:17:13.116
10		1:43.992	29.818	40.206	33.968	242.1	14:18:47.850	10		1:44.352	30.081	40.381	33.890	235.8	14:18:57.468
11		1:43.876	29.717	40.259	33.900	242.1	14:20:31.726	11		1:44.796	30.192	40.599	34.005	236.3	14:20:42.264
12		1:44.001	29.870	40.165	33.966	241.6	14:22:15.727	12		1:44.574	30.152	40.504	33.918	235.8	14:22:26.838
13		1:48.483	30.130	42.900	35.453	240.5	14:24:04.210	13		1:44.615	30.114	40.440	34.061	237.3	14:24:11.453
14		1:44.022	29.931	40.076	34.015	240.0	14:25:48.232	14		1:44.596	30.120	40.555	33.921	237.8	14:25:56.049
15		1:48.776 P	29.827	40.721	38.228	239.4	14:27:37.008	15		1:44.632	30.091	40.563	33.978	238.4	14:27:40.681
16		12:18.245	10:57.803	44.230	36.212	179.7	14:39:55.253	16		1:49.410 P	30.276	40.656	38.478	238.4	14:29:30.091
17		1:49.999	30.765	41.132	38.102	229.7	14:41:45.252	17		10:54.140	9:34.735	44.112	35.293	169.0	14:40:24.231
18		1:53.081 P	29.846	42.266	40.969	238.9	14:43:38.333	18		1:55.733	31.182	45.401	39.150	221.3	14:42:19.964
19		2:07.738 P	29.992	47.991	49.755	237.3	14:44:27.702								

2 Logan Sargeant							4 Victor Martins								
R							R-ACE GP								
Lap	D	Time	Sector 1	Sector 2	Sector 3	T. Spd	Elapsed	Lap	D	Time	Sector 1	Sector 2	Sector 3	T. Spd	Elapsed
1		14:02:12.955	14:00:53.413	43.754	35.788	167.4	14:02:12.955	1		14:02:25.797 P	14:00:59.556	45.008	41.233	176.1	14:02:25.797
2		1:47.764	31.355	41.730	34.679	234.2	14:04:00.719	2		2:22.352	1:04.760	42.823	34.769	173.6	14:04:48.149
3		1:44.856	30.334	40.591	33.931	236.3	14:05:45.575	3		1:45.090	30.206	40.869	34.015	237.8	14:06:33.239
4		1:44.292	30.001	40.392	33.899	238.4	14:07:29.867	4		1:44.347	30.021	40.416	33.910	238.9	14:08:17.586
5		1:58.789	35.804	49.036	33.949	236.8	14:09:28.656	5		1:44.010	30.078	40.227	33.705	238.9	14:10:01.596
6		1:44.243	29.995	40.302	33.946	237.8	14:11:12.899	6		1:45.487	30.260	41.123	34.104	240.5	14:11:47.083
7		1:44.479	30.132	40.460	33.887	236.8	14:12:57.378	7		1:44.502	30.116	40.454	33.932	240.0	14:13:31.585
8		1:44.292	30.109	40.310	33.873	237.8	14:14:41.670	8		1:44.383	30.174	40.358	33.851	238.9	14:15:15.968
9		1:44.461	30.270	40.416	33.775	236.8	14:16:26.131	9		1:44.718	30.245	40.562	33.911	239.4	14:17:00.686
10		1:44.339	30.031	40.324	33.984	236.3	14:18:10.470	10		1:44.435	30.124	40.489	33.822	240.0	14:18:45.121
11		1:44.444	30.091	40.313	34.040	235.8	14:19:54.914	11		1:44.529	30.058	40.411	34.060	240.0	14:20:29.650
12		1:44.342	30.098	40.325	33.919	237.8	14:21:39.256	12		1:44.279	30.084	40.289	33.906	239.4	14:22:13.929
13		1:44.038	29.935	40.229	33.874	236.3	14:23:23.294	13		1:44.529	30.043	40.420	34.066	238.4	14:23:58.458
14		1:44.200	29.972	40.363	33.865	236.3	14:25:07.494	14		1:44.535	30.192	40.337	34.006	237.8	14:25:42.993
15		1:44.248	29.887	40.348	34.013	238.4	14:26:51.742	15		1:50.355 P	30.032	41.153	39.170	239.4	14:27:33.348
16		1:49.880 P	29.997	40.203	39.680	237.3	14:28:41.622	16		12:38.490	11:18.548	43.910	36.032	174.4	14:40:11.838
17		11:08.888	9:48.826	44.165	35.897	164.3	14:39:50.510	17		1:52.030	31.199	44.339	36.492	225.9	14:42:03.868
18		1:51.118	31.532	41.026	38.560	233.7	14:41:41.628	18		2:08.588 P	30.021	46.647	51.920	236.8	14:44:12.456
19		1:53.900 P	30.130	40.394	43.376	236.3	14:43:35.528								





Circuit de Barcelona
Formula Renault Eurocup
Collective test 2
Lap Analysis



11

Clément Novalak

R

JOSEF KAUFMANN RACING

Lap	D	Time	Sector 1	Sector 2	Sector 3	T. Spd	Elapsed
1		14:05:58.487	14:04:38.195	44.029	36.263	178.2	14:05:58.487
2		1:54.257	33.194	44.814	36.249	239.4	14:07:52.744
3		1:44.359	30.097	40.363	33.899	237.8	14:09:37.103
4		1:46.331	30.009	42.041	34.281	240.0	14:11:23.434
5		1:44.464	30.062	40.449	33.953	240.0	14:13:07.898
6		1:44.184	30.036	40.207	33.941	240.5	14:14:52.082
7		1:44.319	30.086	40.311	33.922	241.0	14:16:36.401
8		1:44.578	30.348	40.243	33.987	241.0	14:18:20.979
9		1:45.817	30.483	40.444	34.890	241.0	14:20:06.796
10		1:49.122	30.051	44.838	34.233	241.6	14:21:55.918
11		1:44.619	30.062	40.351	34.206	241.0	14:23:40.537
12		1:50.082	29.920	43.817	36.345	240.5	14:25:30.619
13		1:44.779	30.193	40.565	34.021	238.9	14:27:15.398
14		1:52.353	P	30.052	42.441	39.860	14:29:07.751
15		12:26.002	11:06.010	45.017	34.975	160.7	14:41:33.753
16		1:57.077	P	29.800	41.001	46.276	14:43:30.830

16

Yifei Ye

JOSEF KAUFMANN RACING

Lap	D	Time	Sector 1	Sector 2	Sector 3	T. Spd	Elapsed
1		14:05:56.719	14:04:35.394	45.362	35.963	151.4	14:05:56.719
2		1:50.317	34.284	41.860	34.173	204.5	14:07:47.036
3		1:44.738	30.026	40.619	34.093	238.9	14:09:31.774
4		1:44.181	29.852	40.338	33.991	241.0	14:11:15.955
5		1:44.241	29.882	40.375	33.984	240.0	14:13:00.196
6		1:43.959	29.819	40.318	33.822	241.6	14:14:44.155
7		1:44.215	29.944	40.257	34.014	242.1	14:16:28.370
8		1:44.014	29.868	40.315	33.831	243.2	14:18:12.384
9		1:44.254	29.899	40.275	34.080	243.2	14:19:56.638
10		1:44.170	29.845	40.377	33.948	243.2	14:21:40.808
11		1:44.232	29.794	40.226	34.212	242.1	14:23:25.040
12		1:44.090	30.008	40.175	33.907	241.0	14:25:09.130
13		1:44.289	29.766	40.236	34.287	241.0	14:26:53.419
14		1:48.836	P	29.818	40.380	38.638	14:28:42.255
15		12:38.272	11:18.142	41.318	38.812	177.9	14:41:20.527
16		2:00.240	P	30.102	40.817	49.321	14:43:20.767

21

Neil Verhagen

TECH 1 RACING

Lap	D	Time	Sector 1	Sector 2	Sector 3	T. Spd	Elapsed
1		14:03:34.503	14:02:10.088	46.527	37.888	177.3	14:03:34.503
2		1:51.077	31.757	42.341	36.979	229.2	14:05:25.580
3		1:45.029	30.143	40.626	34.260	237.8	14:07:10.609
4		1:44.908	30.180	40.539	34.189	238.4	14:08:55.517
5		1:44.865	30.303	40.558	34.004	236.3	14:10:40.382
6		1:47.842	P	30.100	40.592	37.150	14:12:28.224
7		4:47.982	3:26.065	45.770	36.147	173.3	14:17:16.206
8		1:48.133	31.550	41.768	34.815	232.2	14:19:04.339
9		1:44.118	30.126	40.326	33.666	236.8	14:20:48.457
10		1:43.894	29.876	40.083	33.935	238.9	14:22:32.351
11		1:55.527	32.794	44.884	37.849	233.2	14:24:27.878
12		1:43.693	29.958	40.077	33.658	237.3	14:26:11.571
13		1:44.013	29.871	40.300	33.842	237.8	14:27:55.584
14		1:46.968	P	30.036	40.241	36.691	14:29:42.552
15		10:40.416	9:17.699	47.070	35.647	177.0	14:40:22.968
16		1:49.231	31.536	41.268	36.427	226.8	14:42:12.199
17		2:09.649	P	29.847	52.580	47.222	14:44:21.848

22

Alexander Smolyar

R

TECH 1 RACING

Lap	D	Time	Sector 1	Sector 2	Sector 3	T. Spd	Elapsed
1		14:03:38.707	14:02:15.066	46.039	37.602	170.6	14:03:38.707
2		1:51.878	31.997	41.804	38.077	206.1	14:05:30.585
3		1:44.762	30.148	40.581	34.033	240.5	14:07:15.347
4		1:44.680	30.085	40.526	34.069	239.4	14:09:00.027
5		1:53.082	P	32.875	40.842	39.365	14:10:53.109
6		7:01.325	5:39.881	45.604	35.840	149.3	14:17:54.434
7		1:51.980	33.503	42.007	36.470	180.9	14:19:46.414
8		1:44.658	30.500	40.358	33.800	238.4	14:21:31.072
9		1:43.859	29.920	40.209	33.730	238.4	14:23:14.931
10		1:43.859	29.933	40.100	33.826	237.3	14:24:58.790
11		1:43.808	29.899	40.168	33.741	238.4	14:26:42.598
12		1:44.734	29.862	40.106	34.766	237.8	14:28:27.332
13		1:52.334	P	29.919	40.083	42.332	14:30:19.666
14		10:28.680	9:08.495	44.549	35.636	170.6	14:40:48.346
15		1:49.696	32.897	41.133	35.666	185.8	14:42:38.042
16		2:24.218	P	33.452	55.465	55.301	14:45:02.260





Circuit de Barcelona
 Formula Renault Eurocup
 Collective test 2
 Lap Analysis



41 Oscar Piastrì **51** Axel Matus
 R ARDEN AVF BY ADRIAN VALLES

Lap D	Time	Sector 1	Sector 2	Sector 3	T. Spd	Elapsed	Lap D	Time	Sector 1	Sector 2	Sector 3	T. Spd	Elapsed
1	14:03:11.846	14:01:53.998	42.776	35.072	174.1	14:03:11.846	1	14:04:11.332 P	14:02:47.813	43.871	39.648	177.9	14:04:11.332
2	1:50.787	30.776	41.078	38.933	229.7	14:05:02.633	2	2:22.853	1:06.153	41.991	34.709	172.2	14:06:34.185
3	1:45.017	30.318	40.696	34.003	238.9	14:06:47.650	3	1:45.886	30.438	41.071	34.377	236.3	14:08:20.071
4	1:44.931	30.146	40.526	34.259	240.5	14:08:32.581	4	1:45.459	30.508	40.728	34.223	235.8	14:10:05.530
5	1:45.342	30.037	40.828	34.477	238.4	14:10:17.923	5	1:46.946	31.498	41.057	34.391	238.4	14:11:52.476
6	1:48.634	31.347	42.075	35.212	236.3	14:12:06.557	6	1:45.580	30.241	41.047	34.292	237.3	14:13:38.056
7	1:44.459	29.973	40.479	34.007	240.0	14:13:51.016	7	1:45.597	30.443	40.925	34.229	236.8	14:15:23.653
8	1:48.654 P	30.047	40.548	38.059	239.4	14:15:39.670	8	1:45.504	30.358	41.030	34.116	238.4	14:17:09.157
9	5:05.882	3:48.342	43.000	34.540	157.8	14:20:45.552	9	1:45.025	30.239	40.769	34.017	237.8	14:18:54.182
10	1:45.178	30.623	40.634	33.921	228.3	14:22:30.730	10	1:45.394	30.364	40.884	34.146	236.3	14:20:39.576
11	1:43.841	29.949	40.170	33.722	237.3	14:24:14.571	11	1:45.050	30.258	40.725	34.067	237.8	14:22:24.626
12	1:43.673	29.909	40.068	33.696	237.3	14:25:58.244	12	1:45.154	30.344	40.771	34.039	237.3	14:24:09.780
13	1:48.189	29.784	42.347	36.058	239.4	14:27:46.433	13	1:45.095	30.197	40.712	34.186	236.3	14:25:54.875
14	1:43.544	29.810	40.070	33.664	237.3	14:29:29.977	14	1:45.168	30.113	40.879	34.176	237.8	14:27:40.043
15	2:02.643 P	38.751	44.182	39.710	238.4	14:31:32.620	15	1:48.741 P	30.273	40.725	37.743	237.8	14:29:28.784
16	9:42.650	8:23.518	43.011	36.121	170.8	14:41:15.270	16	11:42.190	10:15.745	48.928	37.517	165.6	14:41:10.974
17	1:55.694 P	30.465	40.769	44.460	227.3	14:43:10.964	17	1:51.734 P	30.534	40.599	40.601	232.7	14:43:02.708

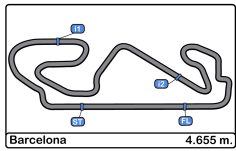
42 Nikita Volegov **53** Eliseo Martinez
 R ARDEN R AVF BY ADRIAN VALLES

Lap D	Time	Sector 1	Sector 2	Sector 3	T. Spd	Elapsed	Lap D	Time	Sector 1	Sector 2	Sector 3	T. Spd	Elapsed
1	14:06:06.198	14:04:48.277	41.915	36.006	156.0	14:06:06.198	1	14:04:49.094 P	14:03:14.578	44.424	50.092	155.6	14:04:49.094
2	1:51.689	30.699	46.126	34.864	235.8	14:07:57.887	2	2:37.479	1:17.461	44.503	35.515	171.1	14:07:26.573
3	1:45.053	30.281	40.855	33.917	237.8	14:09:42.940	3	1:45.783	30.441	41.045	34.297	236.3	14:09:12.356
4	1:45.289	30.642	40.592	34.055	238.4	14:11:28.229	4	1:55.234 P	30.507	42.900	41.827	237.3	14:11:07.590
5	1:45.098	30.139	40.765	34.194	238.9	14:13:13.327	5	8:11.670	6:54.629	41.746	35.295	167.1	14:19:19.260
6	1:52.513	33.192	45.109	34.212	192.8	14:15:05.840	6	1:45.453	30.521	40.780	34.152	233.7	14:21:04.713
7	1:44.915	30.344	40.616	33.955	237.8	14:16:50.755	7	1:44.665	30.195	40.426	34.044	235.2	14:22:49.378
8	1:44.457	30.054	40.501	33.902	240.5	14:18:35.212	8	1:44.658	30.123	40.495	34.040	235.8	14:24:34.036
9	1:50.183 P	30.531	40.932	38.720	238.9	14:20:25.395	9	1:44.609	30.118	40.599	33.892	237.8	14:26:18.645
10	20:08.400	18:47.402	42.821	38.177	127.5	14:40:33.795	10	1:44.345	30.036	40.394	33.915	236.3	14:28:02.990
11	1:48.830	30.507	40.463	37.860	229.2	14:42:22.625	11	1:44.256	30.018	40.379	33.859	236.3	14:29:47.246
12	2:21.002 P	30.613	57.104	53.285	238.4	14:44:43.627	12	1:44.357	29.986	40.379	33.992	235.8	14:31:31.603
							13	1:44.292	29.982	40.369	33.941	234.7	14:33:15.895
							14	1:44.484	30.099	40.344	34.041	236.3	14:35:00.379
							15	1:44.441	30.211	40.353	33.877	234.7	14:36:44.820
							16	1:49.273 P	30.118	40.361	38.794	232.2	14:38:34.093
							17	3:56.210	2:39.839	41.463	34.908	170.0	14:42:30.303
							18	2:20.511 P	31.052	57.430	52.029	237.3	14:44:50.814

43 Sami Taoufik
 R ARDEN

Lap D	Time	Sector 1	Sector 2	Sector 3	T. Spd	Elapsed
1	14:03:16.795	14:02:00.200	41.872	34.723	174.7	14:03:16.795
2	1:47.267	31.181	41.462	34.624	230.7	14:05:04.062
3	1:45.646	30.369	41.037	34.240	240.0	14:06:49.708
4	1:48.448	30.537	42.820	35.091	240.5	14:08:38.156
5	1:45.606	30.343	40.943	34.320	238.4	14:10:23.762
6	2:07.825	30.410	1:02.765	34.650	238.4	14:12:31.587
7	1:45.237	30.311	40.728	34.198	240.0	14:14:16.824
8	1:45.114	30.221	40.686	34.207	238.9	14:16:01.938
9	1:48.886	30.595	43.798	34.493	238.9	14:17:50.824
10	1:45.137	30.348	40.710	34.079	239.4	14:19:35.961
11	1:44.678	30.217	40.425	34.036	239.4	14:21:20.639
12	1:54.191 P	31.335	40.871	41.985	239.4	14:23:14.830
13	15:36.128	14:20.240	41.558	34.330	164.3	14:38:50.958
14	1:47.393	30.458	41.687	35.248	231.7	14:40:38.351
15	1:48.939	30.595	40.965	37.379	238.4	14:42:27.290
16	2:20.575 P	30.643	56.939	52.993	241.0	14:44:47.865





Circuit de Barcelona
 FormuLa Renault Eurocup
 Collective test 2
 Lap Analysis

FORMULA RENAULT

EURO CUP

54

Christian Munoz

R

AVF BY ADRIAN VALLES

JD MOTORSPORT

Lap	D	Time	Sector 1	Sector 2	Sector 3	T. Spd	Elapsed
1		14:05:44.227	14:04:19.959	44.234	40.034	165.6	14:05:44.227
2		1:50.425	32.650	42.855	34.920	178.5	14:07:34.652
3		1:46.136	30.319	41.517	34.300	237.8	14:09:20.788
4		1:45.885	30.278	41.087	34.520	236.3	14:11:06.673
5		1:45.671	30.212	40.980	34.479	236.3	14:12:52.344
6		1:45.945	30.566	41.020	34.359	236.3	14:14:38.289
7		1:45.477	30.345	40.874	34.258	235.8	14:16:23.766
8		1:45.682	30.229	41.087	34.366	235.2	14:18:09.448
9		1:49.373	32.980	41.733	34.660	203.7	14:19:58.821
10		1:45.190	30.177	40.828	34.185	235.8	14:21:44.011
11		1:51.193 P	30.922	41.187	39.084	235.2	14:23:35.204
12		14:18.130	12:57.829	43.514	36.787	159.5	14:37:53.334
13		1:46.257	30.891	41.176	34.190	230.7	14:39:39.591
14		1:44.744	30.035	40.654	34.055	236.3	14:41:24.335
15		2:00.994 P	30.022	43.870	47.102	236.3	14:43:25.329

61

Lorenzo Colombo

R

JD MOTORSPORT

Lap	D	Time	Sector 1	Sector 2	Sector 3	T. Spd	Elapsed
1		14:13:11.901	14:11:50.726	45.194	35.981	137.7	14:13:11.901
2		1:44.279	30.219	40.360	33.700	238.4	14:14:56.180
3		1:43.423	29.907	39.973	33.543	240.0	14:16:39.603
4		1:43.602	29.818	40.107	33.677	241.6	14:18:23.205
5		1:46.147	29.906	40.017	36.224	241.6	14:20:09.352
6		1:43.460	29.751	39.948	33.761	241.0	14:21:52.812
7		1:43.979	30.092	39.936	33.951	241.0	14:23:36.791
8		1:50.292 P	30.002	40.082	40.208	241.6	14:25:27.083
9		13:56.610	12:32.124	47.115	37.371	146.1	14:39:23.693
10		1:50.223	31.826	42.254	36.143	232.7	14:41:13.916
11		1:53.588 P	29.668	39.810	44.110	236.8	14:43:07.504

62

Thomas Maxwell

R

JD MOTORSPORT

Lap	D	Time	Sector 1	Sector 2	Sector 3	T. Spd	Elapsed
1		14:02:57.321	14:01:38.248	43.388	35.685	164.3	14:02:57.321
2		1:47.206	30.747	41.373	35.086	235.2	14:04:44.527
3		1:45.177	30.192	41.003	33.982	239.4	14:06:29.704
4		1:44.754	30.102	40.679	33.973	239.4	14:08:14.458
5		1:44.834	30.090	40.466	34.278	240.5	14:09:59.292
6		1:44.899	30.089	40.694	34.116	240.0	14:11:44.191
7		1:49.713 P	30.053	40.761	38.899	241.0	14:13:33.904
8		4:44.189	3:27.633	41.959	34.597	124.7	14:18:18.093
9		1:45.307	30.224	40.838	34.245	238.9	14:20:03.400
10		1:44.642	30.258	40.598	33.786	240.5	14:21:48.042
11		1:47.347	29.930	40.289	37.128	239.4	14:23:35.389
12		1:44.425	30.105	40.480	33.840	238.9	14:25:19.814
13		1:43.990	29.880	40.246	33.864	239.4	14:27:03.804
14		1:43.876	29.783	40.252	33.841	238.9	14:28:47.680
15		1:49.209 P	29.954	40.856	38.399	241.0	14:30:36.889
16		8:02.108	6:43.410	43.515	35.183	132.0	14:38:38.997
17		1:50.473	30.900	41.079	38.494	234.7	14:40:29.470
18		1:43.806	29.943	40.058	33.805	237.8	14:42:13.276
19		2:12.408 P	29.701	52.856	49.851	242.6	14:44:25.684

63

Najiy Razak

R

JD MOTORSPORT

Lap	D	Time	Sector 1	Sector 2	Sector 3	T. Spd	Elapsed
1		14:03:02.595	14:01:45.048	42.487	35.060	175.0	14:03:02.595
2		1:46.663	30.706	41.333	34.624	236.8	14:04:49.258
3		1:45.492	30.201	41.080	34.211	241.6	14:06:34.750
4		1:48.737	31.930	41.334	35.473	244.3	14:08:23.487
5		1:45.030	30.281	40.683	34.066	239.4	14:10:08.517
6		1:53.022	31.106	41.458	40.458	240.0	14:12:01.539
7		1:46.063	30.363	41.369	34.331	241.0	14:13:47.602
8		1:45.372	30.282	40.664	34.426	240.0	14:15:32.974
9		1:45.498	30.341	40.768	34.389	241.0	14:17:18.472
10		1:47.844	30.014	41.486	36.344	241.6	14:19:06.316
11		1:44.776	30.048	40.617	34.111	241.6	14:20:51.092
12		1:44.861	29.967	40.655	34.239	241.6	14:22:35.953
13		1:50.346 P	29.987	40.653	39.706	240.5	14:24:26.299
14		13:48.745	12:30.637	42.221	35.887	166.9	14:38:15.044
15		1:48.220	30.506	41.376	36.338	234.7	14:40:03.264
16		1:48.098	30.778	40.639	36.681	237.3	14:41:51.362
17		2:04.068 P	29.942	42.508	51.618	238.4	14:43:55.430

84

Vladimir Tziortzis

R

FORTEC MOTORSPORTS

Lap	D	Time	Sector 1	Sector 2	Sector 3	T. Spd	Elapsed
1		14:11:38.242	14:10:15.953	44.039	38.250	166.6	14:11:38.242
2		2:16.453	31.897	55.023	49.533	225.4	14:13:54.695
3		1:45.129	30.411	40.738	33.980	235.2	14:15:39.824
4		1:44.033	29.921	40.318	33.794	237.3	14:17:23.857
5		1:44.224	29.945	40.168	34.111	236.8	14:19:08.081
6		1:46.728	29.989	40.324	36.415	236.3	14:20:54.809
7		1:52.335 P	29.902	40.023	42.410	238.4	14:22:47.144
8		19:10.549	17:50.507	44.523	35.519	138.6	14:41:57.693
9		2:10.845 P	31.005	45.501	54.339	223.1	14:44:08.538

85

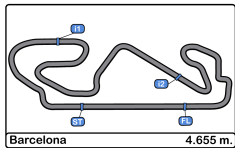
Raúl Guzman

R

FORTEC MOTORSPORTS

Lap	D	Time	Sector 1	Sector 2	Sector 3	T. Spd	Elapsed
1		14:04:02.252	14:02:40.265	45.812	36.175	170.8	14:04:02.252
2		1:45.769	30.515	41.062	34.192	236.8	14:05:48.021
3		1:44.712	30.042	40.646	34.024	235.8	14:07:32.733
4		1:45.147	30.439	40.656	34.052	235.8	14:09:17.880
5		1:44.898	30.108	40.655	34.135	236.8	14:11:02.778
6		1:44.511	29.999	40.543	33.969	236.3	14:12:47.289
7		1:49.060 P	30.265	40.530	38.265	234.2	14:14:36.349
8		5:28.761	4:08.935	42.143	37.683	180.6	14:20:05.110
9		1:44.315	30.057	40.336	33.922	235.8	14:21:49.425
10		1:44.386	29.874	40.336	34.176	236.8	14:23:33.811
11		2:03.048	34.396	48.453	40.199	236.8	14:25:36.859
12		1:44.306	30.212	40.229	33.865	237.3	14:27:21.165
13		1:44.019	29.898	40.219	33.902	237.3	14:29:05.184
14		1:47.891 P	29.939	40.307	37.645	238.9	14:30:53.075
15		10:57.070	9:32.793	45.875	38.402	170.8	14:41:50.145
16		2:10.643 P	33.557	47.875	49.211	219.5	14:44:00.788





Circuit de Barcelona
Formula Renault Eurocup
Collective test 2
Best Sectors Results



Sector - 1				Sector - 2				Sector - 3				Ideal Lap vs Best Lap				
Clas	Nº	Driver	Time	Nº	Driver	Time	Nº	Driver	Time	Clas	Nº	Driver	Ideal Lap	Best Lap	Clas	
1	31	Christian Lundgaard	29.596	31	Christian Lundgaard	39.504	61	Lorenzo Colombo	33.543	1	31	Christian Lundgaard	1:42.663	1:43.383	1	
2	61	Lorenzo Colombo	29.668	61	Lorenzo Colombo	39.810	31	Christian Lundgaard	33.563	2	61	Lorenzo Colombo	1:43.021	1:43.423	2	
3	62	Thomas Maxwell	29.701	84	Vladimir Tziortzis	40.023	21	Neil Verhagen	33.658	3	41	Oscar Piastri	1:43.516	1:43.544	3	
4	32	Alex Peroni	29.715	62	Thomas Maxwell	40.058	41	Oscar Piastri	33.664	4	62	Thomas Maxwell	1:43.545	1:43.806	5	
5	1	Max Fewtrell	29.717	24	Frank Bird	40.060	4	Victor Martins	33.705	5	21	Neil Verhagen	1:43.582	1:43.693	4	
6	16	Yifei Ye	29.766	41	Oscar Piastri	40.068	22	Alexander Smolyar	33.730	6	22	Alexander Smolyar	1:43.675	1:43.808	6	
7	41	Oscar Piastri	29.784	1	Max Fewtrell	40.076	2	Logan Sargeant	33.775	7	1	Max Fewtrell	1:43.677	1:43.876	7	
8	11	Clément Novalak	29.800	21	Neil Verhagen	40.077	62	Thomas Maxwell	33.786	8	32	Alex Peroni	1:43.699	1:43.900	8	
9	33	Freek Schothorst	29.836	22	Alexander Smolyar	40.083	84	Vladimir Tziortzis	33.794	9	84	Vladimir Tziortzis	1:43.719	1:44.033	12	
10	21	Neil Verhagen	29.847	32	Alex Peroni	40.168	32	Alex Peroni	33.816	10	16	Yifei Ye	1:43.763	1:43.959	9	
11	22	Alexander Smolyar	29.862	16	Yifei Ye	40.175	16	Yifei Ye	33.822	11	24	Frank Bird	1:43.850	1:44.057	14	
12	85	Raúl Guzman	29.874	23	Thomas Neubauer	40.186	33	Freek Schothorst	33.854	12	2	Logan Sargeant	1:43.865	1:44.038	13	
13	23	Thomas Neubauer	29.879	2	Logan Sargeant	40.203	53	Eliseo Martinez	33.859	13	11	Clément Novalak	1:43.906	1:44.184	17	
14	2	Logan Sargeant	29.887	11	Clément Novalak	40.207	85	Raúl Guzman	33.865	14	33	Freek Schothorst	1:43.911	1:44.157	15	
15	84	Vladimir Tziortzis	29.902	85	Raúl Guzman	40.219	3	Charles Milesi	33.878	15	4	Victor Martins	1:43.953	1:44.010	10	
16	24	Frank Bird	29.905	33	Freek Schothorst	40.221	1	Max Fewtrell	33.884	16	85	Raúl Guzman	1:43.958	1:44.019	11	
17	63	Najiy Razak	29.942	4	Victor Martins	40.227	24	Frank Bird	33.885	17	23	Thomas Neubauer	1:43.979	1:44.166	16	
18	53	Eliseo Martinez	29.982	53	Eliseo Martinez	40.344	11	Clément Novalak	33.899	18	53	Eliseo Martinez	1:44.185	1:44.256	18	
19	3	Charles Milesi	29.992	3	Charles Milesi	40.381	42	Nikita Volegov	33.902	19	3	Charles Milesi	1:44.251	1:44.352	19	
20	4	Victor Martins	30.021	43	Sami Taoufik	40.425	23	Thomas Neubauer	33.914	20	42	Nikita Volegov	1:44.419	1:44.457	20	
21	54	Christian Munoz	30.022	42	Nikita Volegov	40.463	51	Axel Matus	34.017	21	63	Najiy Razak	1:44.625	1:44.776	23	
22	42	Nikita Volegov	30.054	51	Axel Matus	40.599	43	Sami Taoufik	34.036	22	43	Sami Taoufik	1:44.678	1:44.678	21	
23	51	Axel Matus	30.113	63	Najiy Razak	40.617	54	Christian Munoz	34.055	23	51	Axel Matus	1:44.729	1:45.025	24	
24	43	Sami Taoufik	30.217	54	Christian Munoz	40.654	63	Najiy Razak	34.066	24	54	Christian Munoz	1:44.731	1:44.744	22	





Circuit de Barcelona
Formula Renault Eurocup
Collective test 2
Best 5 Lap Times



Cls	Nº	Driver	Nat	Competitor	Nat	Rookie	Cls	Best 1		Best 2		Best 3		Best 4		Best 5	
								Time	Lap	Time	Lap	Time	Lap	Time	Lap	Time	Lap
1	31	Christian Lundgaard	DEN	MP MOTORSPORT	NED	R	1	1:43.383	12	1:43.521	11	1:43.805	8	1:43.927	6	1:45.132	3
2	61	Lorenzo Colombo	ITA	JD MOTORSPORT	ITA	R	2	1:43.423	3	1:43.460	6	1:43.602	4	1:43.979	7	1:44.279	2
3	41	Oscar Piastrì	AUS	ARDEN	GBR	R	3	1:43.544	14	1:43.673	12	1:43.841	11	1:44.459	7	1:44.931	4
4	21	Neil Verhagen	USA	TECH 1 RACING	FRA			1:43.693	12	1:43.894	10	1:44.013	13	1:44.118	9	1:44.865	5
5	62	Thomas Maxwell	AUS	JD MOTORSPORT	ITA			1:43.806	18	1:43.876	14	1:43.990	13	1:44.425	12	1:44.642	10
6	22	Alexander Smolyar	RUS	TECH 1 RACING	FRA	R	4	1:43.808	11	1:43.859	9	1:43.859	10	1:44.658	8	1:44.680	4
7	1	Max Fewtrell	GBR	R-ACE GP	FRA			1:43.876	11	1:43.992	10	1:44.001	12	1:44.022	14	1:44.123	6
8	32	Alex Peroni	AUS	MP MOTORSPORT	NED			1:43.900	14	1:44.148	13	1:44.267	12	1:44.326	7	1:44.375	11
9	16	Yifei Ye	CHN	JOSEF KAUFMANN RACING	GER			1:43.959	6	1:44.014	8	1:44.090	12	1:44.170	10	1:44.181	4
10	4	Victor Martins	FRA	R-ACE GP	FRA	R	5	1:44.010	5	1:44.279	12	1:44.347	4	1:44.383	8	1:44.435	10
11	85	Raúl Guzmán	MEX	FORTEC MOTORSPORTS	GBR			1:44.019	13	1:44.306	12	1:44.315	9	1:44.386	10	1:44.511	6
12	84	Vladimir Tziortzis	RUS	FORTEC MOTORSPORTS	GBR	R	6	1:44.033	4	1:44.224	5	1:45.129	3	1:46.728	6	1:52.335	7
13	2	Logan Sargeant	USA	R-ACE GP	FRA	R	7	1:44.038	13	1:44.200	14	1:44.243	6	1:44.248	15	1:44.292	4
14	24	Frank Bird	GBR	TECH 1 RACING	FRA			1:44.057	10	1:44.339	11	1:44.413	12	1:44.566	8	1:45.140	4
15	33	Freek Schothorst	NED	MP MOTORSPORT	NED	R	8	1:44.157	12	1:44.455	5	1:44.585	11	1:44.586	3	1:44.626	4
16	23	Thomas Neubauer	FRA	TECH 1 RACING	FRA			1:44.166	9	1:44.267	11	1:44.917	4	1:45.085	10	1:45.410	3
17	11	Clément Novalak	GBR	JOSEF KAUFMANN RACING	GER	R	9	1:44.184	6	1:44.319	7	1:44.359	3	1:44.464	5	1:44.578	8
18	53	Eliseo Martínez	ESP	AVF BY ADRIAN VALLES	ESP	R	10	1:44.256	11	1:44.292	13	1:44.345	10	1:44.357	12	1:44.441	15
19	3	Charles Milesi	FRA	R-ACE GP	FRA	R	11	1:44.352	10	1:44.394	4	1:44.398	7	1:44.482	9	1:44.490	5
20	42	Nikita Volegov	RUS	ARDEN	GBR	R	12	1:44.457	8	1:44.915	7	1:45.053	3	1:45.098	5	1:45.289	4
21	43	Sami Taoufik	MAR	ARDEN	GBR	R	13	1:44.678	11	1:45.114	8	1:45.137	10	1:45.237	7	1:45.606	5
22	54	Christian Muñoz	COL	AVF BY ADRIAN VALLES	ESP	R	14	1:44.744	14	1:45.190	10	1:45.477	7	1:45.671	5	1:45.682	8
23	63	Najiy Razak	MAS	JD MOTORSPORT	ITA			1:44.776	11	1:44.861	12	1:45.030	5	1:45.372	8	1:45.492	3
24	51	Axel Matus	MEX	AVF BY ADRIAN VALLES	ESP			1:45.025	9	1:45.050	11	1:45.095	13	1:45.154	12	1:45.168	14





Circuito de Barcelona
Formula Renault Eurocup
Collective test 2
Best 5 Top Speeds



Cls	Nº	Driver	Nat	Competitor	Nat	Rookie	Cls	Top 1		Top 2		Top 3		Top 4		Top 5		Avg
								Km/h	Lap	Km/h	Lap	Km/h	Lap	Km/h	Lap	Km/h	Lap	
1	63	Najiy Razak	MAS	JD MOTORSPORT	ITA			244.3	4	241.6	3	241.6	10	241.6	11	241.6	12	242.1
2	16	Yifei Ye	CHN	JOSEF KAUFMANN RACING	GER			243.2	8	243.2	9	243.2	10	242.1	7	242.1	11	242.8
3	62	Thomas Maxwell	AUS	JD MOTORSPORT	ITA			242.6	19	241.0	7	241.0	15	240.5	5	240.5	10	241.1
4	1	Max Fewtrell	GBR	R-ACE GP	FRA			242.1	10	242.1	11	241.6	9	241.6	12	240.5	4	241.6
5	11	Clément Novalak	GBR	JOSEF KAUFMANN RACING	GER	R	1	241.6	10	241.0	7	241.0	8	241.0	9	241.0	11	241.1
6	32	Alex Peroni	AUS	MP MOTORSPORT	NED			241.6	8	241.0	6	240.5	7	240.0	9	239.4	3	240.5
7	61	Lorenzo Colombo	ITA	JD MOTORSPORT	ITA	R	2	241.6	4	241.6	5	241.6	8	241.0	6	241.0	7	241.3
8	43	Sami Taoufik	MAR	ARDEN	GBR	R	3	241.0	16	240.5	4	240.0	3	240.0	7	239.4	10	240.2
9	4	Victor Martins	FRA	R-ACE GP	FRA	R	4	240.5	6	240.0	7	240.0	10	240.0	11	239.4	9	240.0
10	22	Alexander Smolyar	RUS	TECH 1 RACING	FRA	R	5	240.5	3	239.4	4	238.9	16	238.4	8	238.4	9	239.1
11	31	Christian Lundgaard	DEN	MP MOTORSPORT	NED	R	6	240.5	9	239.4	3	239.4	7	239.4	8	238.9	5	239.5
12	41	Oscar Piastrri	AUS	ARDEN	GBR	R	7	240.5	4	240.0	7	239.4	8	239.4	13	238.9	3	239.6
13	42	Nikita Volegov	RUS	ARDEN	GBR	R	8	240.5	8	238.9	5	238.9	9	238.4	4	238.4	12	239.0
14	23	Thomas Neubauer	FRA	TECH 1 RACING	FRA			239.4	3	238.9	5	238.4	4	238.4	9	238.4	11	238.7
15	24	Frank Bird	GBR	TECH 1 RACING	FRA			239.4	9	238.9	12	237.8	10	237.8	11	237.3	4	238.3
16	21	Neil Verhagen	USA	TECH 1 RACING	FRA			238.9	10	238.4	4	237.8	3	237.8	6	237.8	13	238.2
17	85	Raúl Guzman	MEX	FORTEC MOTORSPORTS	GBR			238.9	14	237.3	12	237.3	13	236.8	2	236.8	5	237.4
18	2	Logan Sargeant	USA	R-ACE GP	FRA	R	9	238.4	4	238.4	15	237.8	6	237.8	8	237.8	12	238.0
19	3	Charles Milesi	FRA	R-ACE GP	FRA	R	10	238.4	15	238.4	16	237.8	3	237.8	8	237.8	9	238.0
20	51	Axel Matus	MEX	AVF BY ADRIAN VALLES	ESP			238.4	5	238.4	8	237.8	9	237.8	11	237.8	14	238.0
21	84	Vladimir Tziortzis	RUS	FORTEC MOTORSPORTS	GBR	R	11	238.4	7	237.3	4	236.8	5	236.3	6	235.2	3	236.8
22	53	Eliseo Martinez	ESP	AVF BY ADRIAN VALLES	ESP	R	12	237.8	9	237.3	4	237.3	18	236.3	3	236.3	10	237.0
23	54	Christian Munoz	COL	AVF BY ADRIAN VALLES	ESP	R	13	237.8	3	236.3	4	236.3	5	236.3	6	236.3	14	236.6
24	33	Freek Schothorst	NED	MP MOTORSPORT	NED	R	14	237.3	4	237.3	7	237.3	8	237.3	10	237.3	11	237.3





Circuit de Barcelona
 Formula Renault Eurocup
 Collective test 2
 Fastest Laps Sequence



Lap	Time of Day	Session Time	Nº	Driver	Nat	Competitor	Nat	Rookie	Time	Km/h
2	14:04:00.719	4:00.719	2	Logan Sargeant	USA	R-ACE GP	FRA	R	1:47.764	155.5
2	14:04:16.139	4:16.139	32	Alex Peroni	AUS	MP MOTORSPORT	NED		1:47.390	156.0
2	14:04:44.527	4:44.527	62	Thomas Maxwell	AUS	JD MOTORSPORT	ITA		1:47.206	156.3
2	14:04:49.258	4:49.258	63	Najiy Razak	MAS	JD MOTORSPORT	ITA		1:46.663	157.1
3	14:05:45.575	5:45.575	2	Logan Sargeant	USA	R-ACE GP	FRA	R	1:44.856	159.8
3	14:06:25.322	6:25.322	33	Freek Schothorst	NED	MP MOTORSPORT	NED	R	1:44.586	160.2
4	14:07:29.867	7:29.867	2	Logan Sargeant	USA	R-ACE GP	FRA	R	1:44.292	160.6
5	14:09:51.915	9:51.915	1	Max Fewtrell	GBR	R-ACE GP	FRA		1:44.197	160.8
5	14:10:01.596	10:01.596	4	Victor Martins	FRA	R-ACE GP	FRA	R	1:44.010	161.1
6	14:12:35.774	12:35.774	31	Christian Lundgaard	DEN	MP MOTORSPORT	NED	R	1:43.927	161.2
8	14:16:10.629	16:10.629	31	Christian Lundgaard	DEN	MP MOTORSPORT	NED	R	1:43.805	161.4
3	14:16:39.603	16:39.603	61	Lorenzo Colombo	ITA	JD MOTORSPORT	ITA	R	1:43.423	162.0
12	14:29:50.880	29:50.880	31	Christian Lundgaard	DEN	MP MOTORSPORT	NED	R	1:43.383	162.0



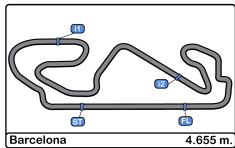


Circuit de Barcelona
Formula Renault Eurocup
Collective test 2
Event Best Maximum Speed

**FORMULA
RENAULT**
EUROCUP

Nº	Driver	Nat	Competitor	Nat	Rookie	Km/h	Session
63	Najiy Razak	MAS	JD MOTORSPORT	ITA		244.3	Collective test 2
16	Yifei Ye	CHN	JOSEF KAUFMANN RACING	GER		243.2	Collective test 2
62	Thomas Maxwell	AUS	JD MOTORSPORT	ITA		242.6	Collective test 2
1	Max Fewtrell	GBR	R-ACE GP	FRA		242.1	Collective test 2
42	Nikita Volegov	RUS	ARDEN	GBR	R	241.6	Collective test 1
41	Oscar Piastrri	AUS	ARDEN	GBR	R	241.6	Collective test 1
32	Alex Peroni	AUS	MP MOTORSPORT	NED		241.6	Collective test 2
61	Lorenzo Colombo	ITA	JD MOTORSPORT	ITA	R	241.6	Collective test 2
11	Clément Novalak	GBR	JOSEF KAUFMANN RACING	GER	R	241.6	Collective test 2
22	Alexander Smolyar	RUS	TECH 1 RACING	FRA	R	241.0	Collective test 1
43	Sami Taoufik	MAR	ARDEN	GBR	R	241.0	Collective test 2
4	Victor Martins	FRA	R-ACE GP	FRA	R	240.5	Collective test 2
31	Christian Lundgaard	DEN	MP MOTORSPORT	NED	R	240.5	Collective test 2
21	Neil Verhagen	USA	TECH 1 RACING	FRA		240.0	Collective test 1
23	Thomas Neubauer	FRA	TECH 1 RACING	FRA		239.4	Collective test 2
24	Frank Bird	GBR	TECH 1 RACING	FRA		239.4	Collective test 2
2	Logan Sargeant	USA	R-ACE GP	FRA	R	238.9	Collective test 1
85	Raúl Guzman	MEX	FORTEC MOTORSPORTS	GBR		238.9	Collective test 2
33	Freek Schothorst	NED	MP MOTORSPORT	NED	R	238.4	Collective test 1
3	Charles Milesi	FRA	R-ACE GP	FRA	R	238.4	Collective test 1
51	Axel Matus	MEX	AVF BY ADRIAN VALLES	ESP		238.4	Collective test 1
84	Vladimir Tziortzis	RUS	FORTEC MOTORSPORTS	GBR	R	238.4	Collective test 2
53	Eliseo Martinez	ESP	AVF BY ADRIAN VALLES	ESP	R	237.8	Collective test 1
54	Christian Munoz	COL	AVF BY ADRIAN VALLES	ESP	R	237.8	Collective test 1





Circuit de Barcelona
Formula Renault Eurocup
Collective test 2
Pit Stop Analysis



1 Max Fewtrell R-ACE GP

Nr.	In Day Time	In Time	Out Time	Pit Time	T. Pit Time	Handicap	Penalty
1	14:02:11.035	14:02:11.035	14:02:40.221	29.186	29.186		
2	14:27:34.530	14:27:34.530	14:38:02.861	10:28.33	10:57.517		1

2 Logan Sargeant R R-ACE GP

Nr.	In Day Time	In Time	Out Time	Pit Time	T. Pit Time	Handicap	Penalty
1	14:28:39.135	14:28:39.135	14:37:55.536	9:16.401	9:16.401		

3 Charles Milesi R R-ACE GP

Nr.	In Day Time	In Time	Out Time	Pit Time	T. Pit Time	Handicap	Penalty
1	14:02:28.101	14:02:28.101	14:02:53.870	25.769	25.769		
2	14:29:27.598	14:29:27.598	14:38:30.885	9:03.287	9:29.056		

4 Victor Martins R R-ACE GP

Nr.	In Day Time	In Time	Out Time	Pit Time	T. Pit Time	Handicap	Penalty
1	14:02:23.336	14:02:23.336	14:02:50.118	26.782	26.782		
2	14:27:30.868	14:27:30.868	14:38:18.473	10:47.60	11:14.387		5

11 Clément Novalak R JOSEF KAUFMANN RACING

Nr.	In Day Time	In Time	Out Time	Pit Time	T. Pit Time	Handicap	Penalty
1	14:29:05.338	14:29:05.338	14:39:38.093	10:32.75	10:32.755		5

16 Yifei Ye JOSEF KAUFMANN RACING

Nr.	In Day Time	In Time	Out Time	Pit Time	T. Pit Time	Handicap	Penalty
1	14:28:39.856	14:28:39.856	14:39:28.464	10:48.60	10:48.608		8

21 Neil Verhagen TECH 1 RACING

Nr.	In Day Time	In Time	Out Time	Pit Time	T. Pit Time	Handicap	Penalty
1	14:12:25.777	14:12:25.777	14:15:20.447	2:54.670	2:54.670		
2	14:29:40.080	14:29:40.080	14:38:25.458	8:45.378	11:40.048		

22 Alexander Smolyar R TECH 1 RACING

Nr.	In Day Time	In Time	Out Time	Pit Time	T. Pit Time	Handicap	Penalty
1	14:10:50.668	14:10:50.668	14:15:57.926	5:07.258	5:07.258		
2	14:30:17.240	14:30:17.240	14:38:54.308	8:37.068	13:44.326		

23 Thomas Neubauer TECH 1 RACING

Nr.	In Day Time	In Time	Out Time	Pit Time	T. Pit Time	Handicap	Penalty
1	14:12:44.783	14:12:44.783	14:17:20.038	4:35.255	4:35.255		
2	14:29:57.024	14:29:57.024	14:38:45.177	8:48.153	13:23.408		

24 Frank Bird TECH 1 RACING

Nr.	In Day Time	In Time	Out Time	Pit Time	T. Pit Time	Handicap	Penalty
1	14:11:06.120	14:11:06.120	14:14:48.721	3:42.601	3:42.601		
2	14:28:58.946	14:28:58.946	14:39:03.692	10:04.74	13:47.347		6

31 Christian Lundgaard R MP MOTORSPORT

Nr.	In Day Time	In Time	Out Time	Pit Time	T. Pit Time	Handicap	Penalty
1	14:02:40.866	14:02:40.866	14:03:23.496	42.630	42.630		
2	14:17:57.414	14:17:57.414	14:24:29.117	6:31.703	7:14.333		
3	14:31:36.196	14:31:36.196	14:37:49.512	6:13.316	13:27.649		

32 Alex Peroni MP MOTORSPORT

Nr.	In Day Time	In Time	Out Time	Pit Time	T. Pit Time	Handicap	Penalty
1	14:16:31.087	14:16:31.087	14:21:50.744	5:19.657	5:19.657		
2	14:32:21.803	14:32:21.803	14:38:10.039	5:48.236	11:07.893		

33 Freek Schothorst R MP MOTORSPORT

Nr.	In Day Time	In Time	Out Time	Pit Time	T. Pit Time	Handicap	Penalty
1	14:15:16.158	14:15:16.158	14:18:03.724	2:47.566	2:47.566		
2	14:28:44.302	14:28:44.302	14:37:43.670	8:59.368	11:46.934		

41 Oscar Piastrri R ARDEN

Nr.	In Day Time	In Time	Out Time	Pit Time	T. Pit Time	Handicap	Penalty
1	14:15:37.070	14:15:37.070	14:18:52.163	3:15.093	3:15.093		
2	14:31:30.163	14:31:30.163	14:39:21.048	7:50.885	11:05.978		

42 Nikita Volegov R ARDEN

Nr.	In Day Time	In Time	Out Time	Pit Time	T. Pit Time	Handicap	Penalty
1	14:20:22.898	14:20:22.898	14:38:39.049	18:16.15	18:16.151		1

43 Sami Taoufik R ARDEN

Nr.	In Day Time	In Time	Out Time	Pit Time	T. Pit Time	Handicap	Penalty
1	14:23:12.401	14:23:12.401	14:37:01.126	13:48.72	13:48.725		5

51 Axel Matus AVF BY ADRIAN VALLES

Nr.	In Day Time	In Time	Out Time	Pit Time	T. Pit Time	Handicap	Penalty
1	14:04:08.857	14:04:08.857	14:04:34.018	25.161	25.161		
2	14:29:26.323	14:29:26.323	14:39:11.131	9:44.808	10:09.969		

53 Eliseo Martinez R AVF BY ADRIAN VALLES

Nr.	In Day Time	In Time	Out Time	Pit Time	T. Pit Time	Handicap	Penalty
1	14:04:46.487	14:04:46.487	14:05:21.702	35.215	35.215		
2	14:11:05.098	14:11:05.098	14:17:29.645	6:24.547	6:59.762		





Circuit de Barcelona
Formula Renault Eurocup
Collective test 2
Pit Stop Analysis



3 14:38:31.651 14:38:31.651 14:40:41.173 2:09.522 9:09.284

54 Christian Munoz R AVF BY ADRIAN VALLES

Nr.	In Day Time	In Time	Out Time	Pit Time	T. Pit Time	Handicap	Penalty
1	14:23:32.773	14:23:32.773	14:35:58.214	12:25.44 1	12:25.441		

61 Lorenzo Colombo R JD MOTORSPORT

Nr.	In Day Time	In Time	Out Time	Pit Time	T. Pit Time	Handicap	Penalty
1	14:25:24.459	14:25:24.459	14:37:21.083	11:56.62 4	11:56.624		

62 Thomas Maxwell JD MOTORSPORT

Nr.	In Day Time	In Time	Out Time	Pit Time	T. Pit Time	Handicap	Penalty
1	14:13:31.499	14:13:31.499	14:16:24.176	2:52.677	2:52.677		
2	14:30:34.488	14:30:34.488	14:36:44.771	6:10.283	9:02.960		

63 Najiy Razak JD MOTORSPORT

Nr.	In Day Time	In Time	Out Time	Pit Time	T. Pit Time	Handicap	Penalty
1	14:24:23.671	14:24:23.671	14:36:22.481	11:58.81 0	11:58.810		

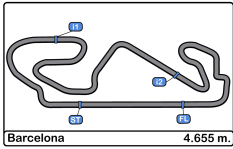
84 Vladimir Tziortzis R FORTEC MOTORSPORTS

Nr.	In Day Time	In Time	Out Time	Pit Time	T. Pit Time	Handicap	Penalty
1	14:22:44.744	14:22:44.744	14:39:59.301	17:14.55 7	17:14.557		

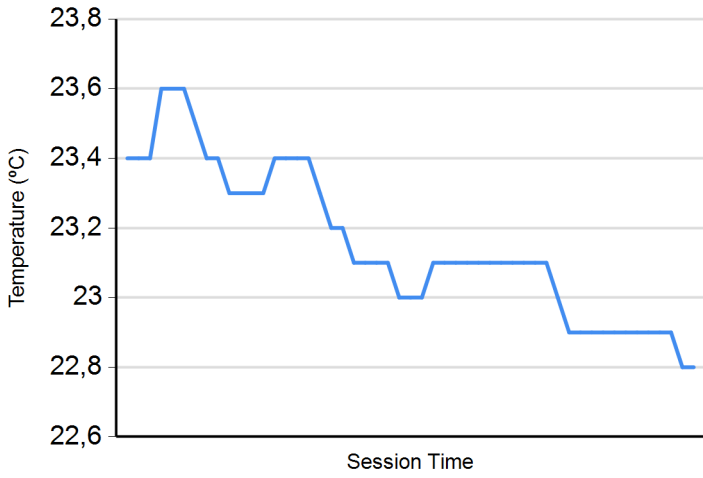
85 Raúl Guzman FORTEC MOTORSPORTS

Nr.	In Day Time	In Time	Out Time	Pit Time	T. Pit Time	Handicap	Penalty
1	14:14:33.923	14:14:33.923	14:18:14.689	3:40.766	3:40.766		
2	14:30:50.690	14:30:50.690	14:39:46.334	8:55.644	12:36.410		

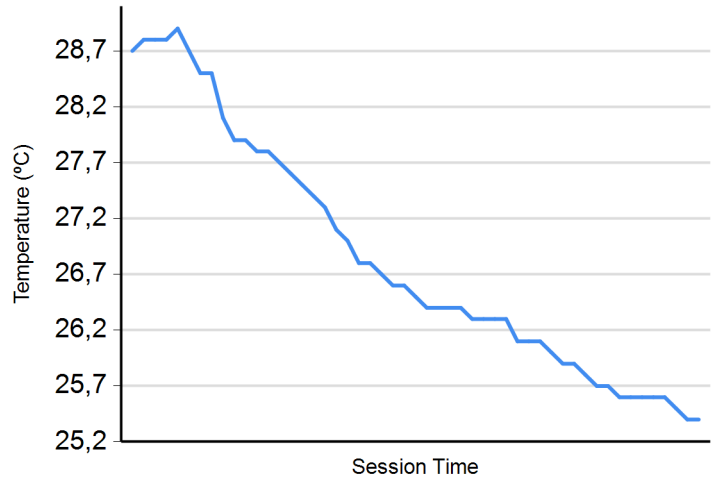




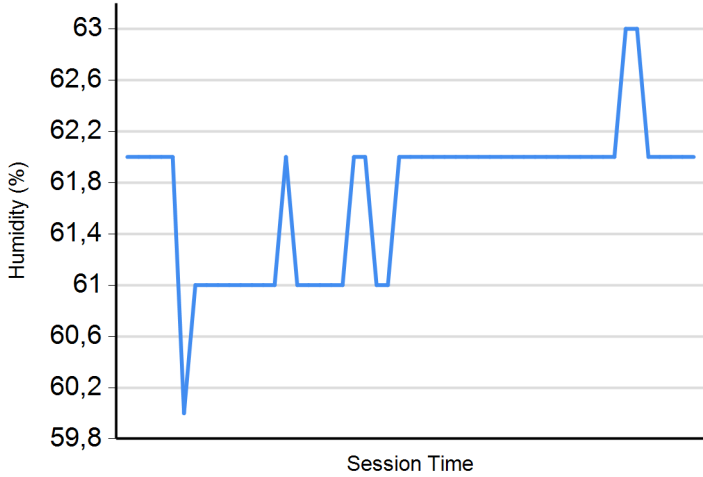
Air Temperature



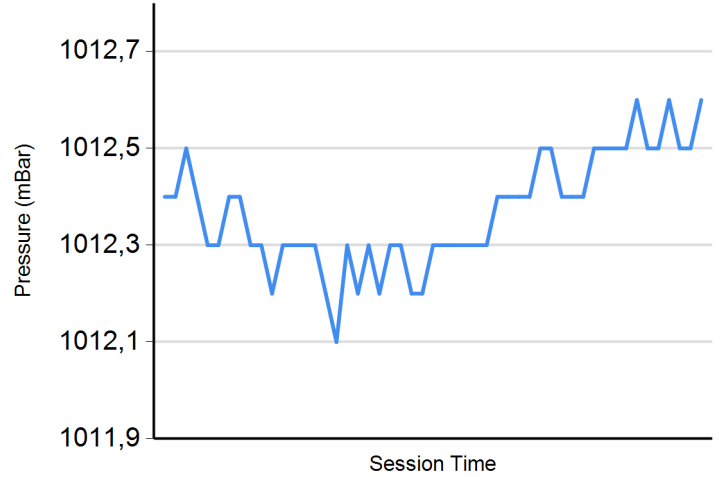
Track Temperature



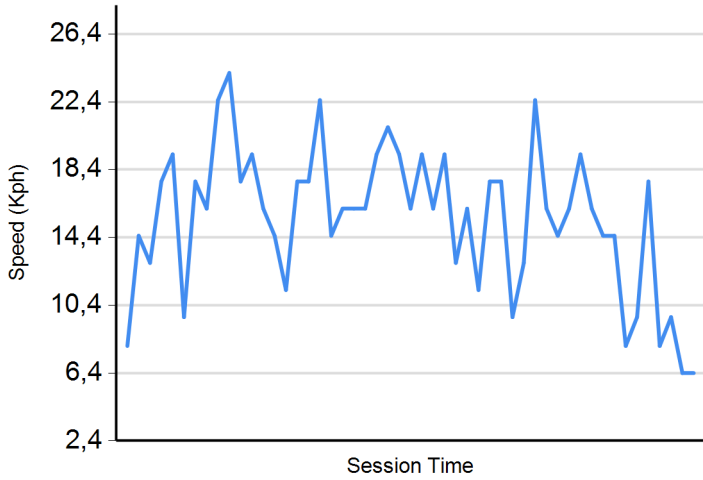
Humidity



Pressure



Wind Speed






Circuit de Barcelona
Formula Renault Eurocup
Collective test 1 - 2
Results



Cls	Nº	Driver	Nat	Competitor	Nat	Rookie	Cls	Laps	Collective test 1	Collective test 2	Best	Gap	Interval	Km/h
1	1	Max Fewtrell	GBR	R-ACE GP	FRA			38	1:42.095	17 1:43.876	11 1:42.095			164.1
2	61	Lorenzo Colombo	ITA	JD MOTORSPORT	ITA	R	1	32	1:42.369	20 1:43.423	3 1:42.369	0.274	0.274	163.7
3	2	Logan Sargeant	USA	R-ACE GP	FRA	R	2	39	1:42.490	17 1:44.038	13 1:42.490	0.395	0.121	163.5
4	4	Victor Martins	FRA	R-ACE GP	FRA	R	3	37	1:42.543	17 1:44.010	5 1:42.543	0.448	0.053	163.4
5	16	Yifei Ye	CHN	JOSEF KAUFMANN RACING	GER			37	1:42.606	19 1:43.959	6 1:42.606	0.511	0.063	163.3
6	31	Christian Lundgaard	DEN	MP MOTORSPORT	NED	R	4	35	1:42.616	18 1:43.383	12 1:42.616	0.521	0.010	163.3
7	41	Oscar Piastrì	AUS	ARDEN	GBR	R	5	36	1:42.989	17 1:43.544	14 1:42.989	0.894	0.373	162.7
8	22	Alexander Smolyar	RUS	TECH 1 RACING	FRA	R	6	37	1:43.061	18 1:43.808	11 1:43.061	0.966	0.072	162.6
9	53	Eliseo Martinez	ESP	AVF BY ADRIAN VALLES	ESP	R	7	36	1:43.064	15 1:44.256	11 1:43.064	0.969	0.003	162.5
10	85	Raúl Guzman	MEX	FORTEC MOTORSPORTS	GBR			33	1:43.165	15 1:44.019	13 1:43.165	1.070	0.101	162.4
11	11	Clément Novalak	GBR	JOSEF KAUFMANN RACING	GER	R	8	35	1:43.177	17 1:44.184	6 1:43.177	1.082	0.012	162.4
12	3	Charles Milesi	FRA	R-ACE GP	FRA	R	9	38	1:43.193	19 1:44.352	10 1:43.193	1.098	0.016	162.3
13	24	Frank Bird	GBR	TECH 1 RACING	FRA			37	1:43.251	17 1:44.057	10 1:43.251	1.156	0.058	162.3
14	62	Thomas Maxwell	AUS	JD MOTORSPORT	ITA			39	1:43.278	18 1:43.806	18 1:43.278	1.183	0.027	162.2
15	33	Freek Schothorst	NED	MP MOTORSPORT	NED	R	10	37	1:43.283	21 1:44.157	12 1:43.283	1.188	0.005	162.2
16	32	Alex Peroni	AUS	MP MOTORSPORT	NED			36	1:43.412	15 1:43.900	14 1:43.412	1.317	0.129	162.0
17	42	Nikita Volegov	RUS	ARDEN	GBR	R	11	34	1:43.639	19 1:44.457	8 1:43.639	1.544	0.227	161.6
18	21	Neil Verhagen	USA	TECH 1 RACING	FRA			37	1:43.678	18 1:43.693	12 1:43.678	1.583	0.039	161.6
19	51	Axel Matus	MEX	AVF BY ADRIAN VALLES	ESP			34	1:43.744	17 1:45.025	9 1:43.744	1.649	0.066	161.5
20	54	Christian Munoz	COL	AVF BY ADRIAN VALLES	ESP	R	12	33	1:43.843	15 1:44.744	14 1:43.843	1.748	0.099	161.3
21	43	Sami Taoufik	MAR	ARDEN	GBR	R	13	37	1:43.874	19 1:44.678	11 1:43.874	1.779	0.031	161.3
22	84	Vladimir Tziortzis	RUS	FORTEC MOTORSPORTS	GBR	R	14	27	1:44.169	11 1:44.033	4 1:44.033	1.938	0.159	161.0
23	63	Najiy Razak	MAS	JD MOTORSPORT	ITA			39	1:44.113	15 1:44.776	11 1:44.113	2.018	0.080	160.9
24	23	Thomas Neubauer	FRA	TECH 1 RACING	FRA			18	2:03.817	2 1:44.166	9 1:44.166	2.071	0.053	160.8

Published at:.....

Stewards:	Race Director:	Timekeeper: 
------------------	-----------------------	---

