

Circuit de Barcelona
Formuła Renault Eurocup
Race - 1
Provisional Results



Cls	Nº	Driver	Nat	Competitor	Nat	Rookie	Cls	Laps	Total Time	Gap	Interval	Km/h	Best	Time	Km/h
1	31	Christian Lundgaard	DEN	MP MOTORSPORT	NED	R	1	16	31:46.770			140.6	9	1:43.555	161.8
2	2	Logan Sargeant	USA	R-ACE GP	FRA	R	2	16	31:50.677	3.907	3.907	140.3	9	1:43.767	161.4
3	61	Lorenzo Colombo	ITA	JD MOTORSPORT	ITA	R	3	16	31:51.601	4.831	0.924	140.2	10	1:43.841	161.3
4	1	Max Fewtrell	GBR	R-ACE GP	FRA			16	31:52.021	5.251	0.420	140.2	13	1:43.823	161.4
5	3	Charles Milesi	FRA	R-ACE GP	FRA	R	4	16	31:54.333	7.563	2.312	140.0	11	1:44.188	160.8
6	22	Alexander Smolyar	RUS	TECH 1 RACING	FRA	R	5	16	31:55.395	8.625	1.062	139.9	16	1:44.118	160.9
7	21	Neil Verhagen	USA	TECH 1 RACING	FRA			16	32:00.180	13.410	4.785	139.6	9	1:44.340	160.6
8	16	Yifei Ye	CHN	JOSEF KAUFMANN RACING	GER			16	32:04.367	17.597	4.187	139.3	12	1:43.815	161.4
9	32	Alex Peroni	AUS	MP MOTORSPORT	NED			16	32:04.735	17.965	0.368	139.3	10	1:44.376	160.5
10	24	Frank Bird	GBR	TECH 1 RACING	FRA			16	32:05.390	18.620	0.655	139.2	9	1:44.748	159.9
11	53	Eliseo Martinez	ESP	AVF BY ADRIAN VALLES	ESP	R	6	16	32:06.155	19.385	0.765	139.2	13	1:44.520	160.3
12	54	Christian Munoz	COL	AVF BY ADRIAN VALLES	ESP	R	7	16	32:09.960	23.190	3.805	138.9	9	1:45.273	159.1
13	84	Vladimir Tziortzis	RUS	FORTEC MOTORSPORTS	GBR	R	8	16	32:10.753	23.983	0.793	138.8	14	1:44.882	159.7
14	23	Thomas Neubauer	FRA	TECH 1 RACING	FRA			16	32:20.974	34.204	10.221	138.1	10	1:45.198	159.2
15	85	Raúl Guzman	MEX	FORTEC MOTORSPORTS	GBR			15	30:19.225	1 Lap	1 Lap	138.1	10	1:44.330	160.6
16	41	Oscar Piastrì	AUS	ARDEN	GBR	R	9	15	30:19.439	1 Lap	0.214	138.1	9	1:44.603	160.2
Not classified: (Requirements: 90% of number laps of leader = 15 Laps)															
11		Clément Novalak	GBR	JOSEF KAUFMANN RACING	GER	R	10	11	23:22.445	5 Laps	4 Laps	131.4	10	1:44.968	159.6
51		Axel Matus	MEX	AVF BY ADRIAN VALLES	ESP			8	18:12.634	8 Laps	3 Laps	122.6	7	1:46.369	157.5
43		Sami Taoufik	MAR	ARDEN	GBR	R	11	2	3:48.477	14 Laps	6 Laps	146.6	2	1:50.738	151.3
62		Thomas Maxwell	AUS	JD MOTORSPORT	ITA			2	4:08.943	14 Laps	20.466	134.6	1	1:52.499	148.9
4		Victor Martins	FRA	R-ACE GP	FRA	R	12	2	19:08.757	14 Laps	14:59.81	29.1	2	2:07.344	131.5
63		Najiy Razak	MAS	JD MOTORSPORT	ITA			1	1:56.116	15 Laps	1 Lap	144.3	1	1:56.116	144.3
42		Nikita Volegov	RUS	ARDEN	GBR	R	13	1	1:56.221	15 Laps	0.105	144.1	1	1:56.221	144.1
33		Freek Schothorst	NED	MP MOTORSPORT	NED	R	14	1	1:56.408	15 Laps	0.187	143.9	1	1:56.408	143.9

Fastest lap Christian Lundgaard in 1:43.555 at 161.8 Km/h in lap 9

Published at:.....

Track Temp: **22.0 °C** Air Temp: **23.3 °C** Humidity: **58 %** Track Status: **DRY**

Stewards:	Race Director:	Timekeeper:
------------------	-----------------------	------------------------





Circuit de Barcelona
 Formula Renault Eurocup
 Race - 1
 Provisional Results by Class




Clas	Nº	Driver	Nat	Competitor	Nat	Rookie	Clas	Laps	Total Time	Gap	Interval	Km/h	Best	Time	Km/h
1	1	Max Fewtrell	GBR	R-ACE GP				16	31:52.021			140.2	13	1:43.823	161.4
2	21	Neil Verhagen	USA	TECH 1 RACING				16	32:00.180	13.410	8.159	139.6	9	1:44.340	160.6
3	16	Yifei Ye	CHN	JOSEF KAUFMANN RACING				16	32:04.367	17.597	4.187	139.3	12	1:43.815	161.4
4	32	Alex Peroni	AUS	MP MOTORSPORT				16	32:04.735	17.965	0.368	139.3	10	1:44.376	160.5
5	24	Frank Bird	GBR	TECH 1 RACING				16	32:05.390	18.620	0.655	139.2	9	1:44.748	159.9
6	23	Thomas Neubauer	FRA	TECH 1 RACING				16	32:20.974	34.204	15.584	138.1	10	1:45.198	159.2
7	85	Raúl Guzman	MEX	FORTEC MOTORSPORTS				15	30:19.225	1 Lap	1 Lap	138.1	10	1:44.330	160.6
Not classified: (Requirements: 90% of number laps of leader = 15 Laps)															
	51	Axel Matus	MEX	AVF BY ADRIAN VALLES				8	18:12.634	8 Laps	7 Laps	122.6	7	1:46.369	157.5
	62	Thomas Maxwell	AUS	JD MOTORSPORT				2	4:08.943	14 Laps	6 Laps	134.6	1	1:52.499	148.9
	63	Najiy Razak	MAS	JD MOTORSPORT				1	1:56.116	15 Laps	1 Lap	144.3	1	1:56.116	144.3
Rookie															
1	31	Christian Lundgaard	DEN	MP MOTORSPORT		R	1	16	31:46.770			140.6	9	1:43.555	161.8
2	2	Logan Sargeant	USA	R-ACE GP		R	2	16	31:50.677	3.907	3.907	140.3	9	1:43.767	161.4
3	61	Lorenzo Colombo	ITA	JD MOTORSPORT		R	3	16	31:51.601	4.831	0.924	140.2	10	1:43.841	161.3
4	3	Charles Milesi	FRA	R-ACE GP		R	4	16	31:54.333	7.563	2.732	140.0	11	1:44.188	160.8
5	22	Alexander Smolyar	RUS	TECH 1 RACING		R	5	16	31:55.395	8.625	1.062	139.9	16	1:44.118	160.9
6	53	Eliseo Martinez	ESP	AVF BY ADRIAN VALLES		R	6	16	32:06.155	19.385	10.760	139.2	13	1:44.520	160.3
7	54	Christian Munoz	COL	AVF BY ADRIAN VALLES		R	7	16	32:09.960	23.190	3.805	138.9	9	1:45.273	159.1
8	84	Vladimir Tziortzis	RUS	FORTEC MOTORSPORTS		R	8	16	32:10.753	23.983	0.793	138.8	14	1:44.882	159.7
9	41	Oscar Piastrì	AUS	ARDEN		R	9	15	30:19.439	1 Lap	1 Lap	138.1	9	1:44.603	160.2
Not classified: (Requirements: 90% of number laps of leader = 15 Laps)															
	11	Clément Novalak	GBR	JOSEF KAUFMANN RACING		R	10	11	23:22.445	5 Laps	4 Laps	131.4	10	1:44.968	159.6
	43	Sami Taoufik	MAR	ARDEN		R	11	2	3:48.477	14 Laps	9 Laps	146.6	2	1:50.738	151.3
	4	Victor Martins	FRA	R-ACE GP		R	12	2	19:08.757	14 Laps	15:20.28	29.1	2	2:07.344	131.5
	42	Nikita Volegov	RUS	ARDEN		R	13	1	1:56.221	15 Laps	1 Lap	144.1	1	1:56.221	144.1
	33	Freek Schothorst	NED	MP MOTORSPORT		R	14	1	1:56.408	15 Laps	0.187	143.9	1	1:56.408	143.9

Fastest lap Christian Lundgaard in 1:43.555 at 161.8 Km/h in lap 9

Published at:.....

Track Temp: **22.0 °C** Air Temp: **23.3 °C** Humidity: **58 %** Track Status: **DRY**

Stewards:	Race Director:	Timekeeper: 
------------------	-----------------------	---





Circuit de Barcelona
Formula Renault Eurocup
Race - 1

FORMULA
RENAULT

EUROCUP

Provisional Classification by Driver Fastest Lap

Cls	Nº	Driver	Nat	Competitor	Nat	Rookie	Cls	Laps	Best	Time	Gap	Interval	Km/h
1	31	Christian Lundgaard	DEN	MP MOTORSPORT	NED	R	1	16	9	1:43.555			161.8
2	2	Logan Sargeant	USA	R-ACE GP	FRA	R	2	16	9	1:43.767	0.212	0.212	161.4
3	16	Yifei Ye	CHN	JOSEF KAUFMANN RACING	GER			16	12	1:43.815	0.260	0.048	161.4
4	1	Max Fewtrell	GBR	R-ACE GP	FRA			16	13	1:43.823	0.268	0.008	161.4
5	61	Lorenzo Colombo	ITA	JD MOTORSPORT	ITA	R	3	16	10	1:43.841	0.286	0.018	161.3
6	22	Alexander Smolyar	RUS	TECH 1 RACING	FRA	R	4	16	16	1:44.118	0.563	0.277	160.9
7	3	Charles Milesi	FRA	R-ACE GP	FRA	R	5	16	11	1:44.188	0.633	0.070	160.8
8	85	Raúl Guzman	MEX	FORTEC MOTORSPORTS	GBR			15	10	1:44.330	0.775	0.142	160.6
9	21	Neil Verhagen	USA	TECH 1 RACING	FRA			16	9	1:44.340	0.785	0.010	160.6
10	32	Alex Peroni	AUS	MP MOTORSPORT	NED			16	10	1:44.376	0.821	0.036	160.5
11	53	Eliseo Martinez	ESP	AVF BY ADRIAN VALLES	ESP	R	6	16	13	1:44.520	0.965	0.144	160.3
12	41	Oscar Piastrì	AUS	ARDEN	GBR	R	7	15	9	1:44.603	1.048	0.083	160.2
13	24	Frank Bird	GBR	TECH 1 RACING	FRA			16	9	1:44.748	1.193	0.145	159.9
14	84	Vladimir Tziortzis	RUS	FORTEC MOTORSPORTS	GBR	R	8	16	14	1:44.882	1.327	0.134	159.7
15	11	Clément Novalak	GBR	JOSEF KAUFMANN RACING	GER	R	9	11	10	1:44.968	1.413	0.086	159.6
16	23	Thomas Neubauer	FRA	TECH 1 RACING	FRA			16	10	1:45.198	1.643	0.230	159.2
17	54	Christian Munoz	COL	AVF BY ADRIAN VALLES	ESP	R	10	16	9	1:45.273	1.718	0.075	159.1
18	51	Axel Matus	MEX	AVF BY ADRIAN VALLES	ESP			8	7	1:46.369	2.814	1.096	157.5
19	43	Sami Taoufik	MAR	ARDEN	GBR	R	11	2	2	1:50.738	7.183	4.369	151.3
20	62	Thomas Maxwell	AUS	JD MOTORSPORT	ITA			2	1	1:52.499	8.944	1.761	148.9
21	63	Najiy Razak	MAS	JD MOTORSPORT	ITA			1	1	1:56.116	12.561	3.617	144.3
22	42	Nikita Volegov	RUS	ARDEN	GBR	R	12	1	1	1:56.221	12.666	0.105	144.1
23	33	Freek Schothorst	NED	MP MOTORSPORT	NED	R	13	1	1	1:56.408	12.853	0.187	143.9
24	4	Victor Martins	FRA	R-ACE GP	FRA	R	14	2	2	2:07.344	23.789	10.936	131.5





Circuit de Barcelona
 Formula Renault Eurocup
 Race - 1

FORMULA
 RENAULT

EUROCUP

Distance and Speed Average

Cls	Nº	Driver	Nat	Competitor	Nat	Rookie	Cls	Laps	Distance	Total Time	Km/h
1	31	Christian Lundgaard	DEN	MP MOTORSPORT	NED	R	1	16	74.48	31:46.770	140.6
2	2	Logan Sargeant	USA	R-ACE GP	FRA	R	2	16	74.48	31:50.677	140.3
3	61	Lorenzo Colombo	ITA	JD MOTORSPORT	ITA	R	3	16	74.48	31:51.601	140.2
4	1	Max Fewtrell	GBR	R-ACE GP	FRA			16	74.48	31:52.021	140.2
5	3	Charles Milesi	FRA	R-ACE GP	FRA	R	4	16	74.48	31:54.333	140.0
6	22	Alexander Smolyar	RUS	TECH 1 RACING	FRA	R	5	16	74.48	31:55.395	139.9
7	21	Neil Verhagen	USA	TECH 1 RACING	FRA			16	74.48	32:00.180	139.6
8	16	Yifei Ye	CHN	JOSEF KAUFMANN RACING	GER			16	74.48	32:04.367	139.3
9	32	Alex Peroni	AUS	MP MOTORSPORT	NED			16	74.48	32:04.735	139.3
10	24	Frank Bird	GBR	TECH 1 RACING	FRA			16	74.48	32:05.390	139.2
11	53	Eliseo Martinez	ESP	AVF BY ADRIAN VALLES	ESP	R	6	16	74.48	32:06.155	139.2
12	54	Christian Munoz	COL	AVF BY ADRIAN VALLES	ESP	R	7	16	74.48	32:09.960	138.9
13	84	Vladimir Tziortzis	RUS	FORTEC MOTORSPORTS	GBR	R	8	16	74.48	32:10.753	138.8
14	23	Thomas Neubauer	FRA	TECH 1 RACING	FRA			16	74.48	32:20.974	138.1
15	85	Raúl Guzman	MEX	FORTEC MOTORSPORTS	GBR			15	69.82	30:19.225	138.1
16	41	Oscar Piastrì	AUS	ARDEN	GBR	R	9	15	69.82	30:19.439	138.1
Not classified: (Requirements: 90% of number laps of leader = 15 Laps)											
11		Clément Novalak	GBR	JOSEF KAUFMANN RACING	GER	R	10	11	51.20	23:22.445	131.4
51		Axel Matus	MEX	AVF BY ADRIAN VALLES	ESP			8	37.24	18:12.634	122.6
43		Sami Taoufik	MAR	ARDEN	GBR	R	11	2	09.31	3:48.477	146.6
62		Thomas Maxwell	AUS	JD MOTORSPORT	ITA			2	09.31	4:08.943	134.6
4		Victor Martins	FRA	R-ACE GP	FRA	R	12	2	09.31	19:08.757	29.1
63		Najiy Razak	MAS	JD MOTORSPORT	ITA			1	04.65	1:56.116	144.3
42		Nikita Volegov	RUS	ARDEN	GBR	R	13	1	04.65	1:56.221	144.1
33		Freek Schothorst	NED	MP MOTORSPORT	NED	R	14	1	04.65	1:56.408	143.9





Circuit de Barcelona
 Formula Renault Eurocup
 Race - 1
 Lap Analysis



1 Max Fewtrell							4 Victor Martins						
R-ACE GP							R						
Lap D	Time	Sector 1	Sector 2	Sector 3	T. Spd	Elapsed	Lap D	Time	Sector 1	Sector 2	Sector 3	T. Spd	Elapsed
1	1:50.139	34.768	41.241	34.130	206.1	1:50.139	1	17:01.413	15:33.809	49.300	38.304	173.3	17:01.413
2	1:47.775	29.957	40.519	37.299	240.0	3:37.914	2	2:07.344	34.045	47.707	45.592	234.7	19:08.757
3	3:06.838	52.287	1:19.818	54.733	204.9	6:44.752	11 Clément Novalak						
4	2:39.565	49.360	1:01.753	48.452	122.0	9:24.317	R JOSEF KAUFMANN RACING						
5	2:34.680	45.793	1:01.120	47.767	153.1	11:58.997	Lap D	Time	Sector 1	Sector 2	Sector 3	T. Spd	Elapsed
6	2:30.252	42.510	55.702	52.040	186.5	14:29.249	1	1:59.152	37.421	47.519	34.212	218.6	1:59.152
7	1:45.040	30.143	40.880	34.017	240.5	16:14.289	2	1:51.777	30.733	41.176	39.868	242.1	3:50.929
8	1:44.730	29.840	40.577	34.313	241.0	17:59.019	3	3:06.193	49.788	1:20.903	55.502	172.2	6:57.122
9	1:44.242	29.847	40.353	34.042	242.6	19:43.261	4	2:38.002	48.753	1:06.487	42.762	160.9	9:35.124
10	1:44.408	29.844	40.454	34.110	242.1	21:27.669	5	2:35.666	46.939	1:01.113	47.614	142.8	12:10.790
11	1:44.239	29.832	40.381	34.026	241.0	23:11.908	6	2:23.795	42.826	55.332	45.637	160.2	14:34.585
12	1:44.068	29.875	40.179	34.014	240.5	24:55.976	7	1:46.378	30.669	40.860	34.849	243.7	16:20.963
13	1:43.823	29.959	40.102	33.762	240.5	26:39.799	8	1:45.627	30.563	40.740	34.324	242.6	18:06.590
14	1:43.861	29.762	40.194	33.905	241.6	28:23.660	9	1:45.302	30.078	40.942	34.282	243.7	19:51.892
15	1:44.276	29.784	40.425	34.067	243.7	30:07.936	10	1:44.968	30.011	40.579	34.378	242.1	21:36.860
16	1:44.085	29.823	40.254	34.008	243.7	31:52.021	11	1:45.585	29.985	40.649	34.951	242.1	23:22.445
							12		30.216			243.7	

2 Logan Sargeant							16 Yifei Ye						
R							R-ACE GP						
Lap D	Time	Sector 1	Sector 2	Sector 3	T. Spd	Elapsed	JOSEF KAUFMANN RACING						
1	1:48.861	34.134	40.686	34.041	206.1	1:48.861	Lap D	Time	Sector 1	Sector 2	Sector 3	T. Spd	Elapsed
2	1:47.309	30.207	40.528	36.574	240.0	3:36.170	1	1:54.172	36.472	42.213	35.487	217.3	1:54.172
3	3:07.469	52.185	1:20.244	55.040	201.4	6:43.639	2	1:48.351	30.398	41.045	36.908	247.1	3:42.523
4	2:39.651	49.418	1:01.257	48.976	130.1	9:23.290	3	3:06.304	51.326	1:20.584	54.394	193.8	6:48.827
5	2:34.417	45.471	1:00.874	48.072	146.9	11:57.707	4	2:39.090	49.016	1:03.439	46.635	131.8	9:27.917
6	2:30.742	42.460	55.540	52.742	167.1	14:28.449	5	2:35.229	46.009	1:01.019	48.201	135.1	12:03.146
7	1:44.665	30.285	40.441	33.939	241.0	16:13.114	6	2:27.624	43.334	55.257	49.033	155.3	14:30.770
8	1:44.865	30.140	40.765	33.960	241.0	17:57.979	7	1:45.907	30.391	41.167	34.349	242.1	16:16.677
9	1:43.767	29.913	40.071	33.783	240.5	19:41.746	8	1:45.094	30.218	40.493	34.383	245.4	18:01.771
10	1:43.857	29.895	40.105	33.857	240.5	21:25.603	9	1:44.296	29.966	40.346	33.984	240.5	19:46.067
11	1:44.296	29.859	40.440	33.997	241.0	23:09.899	10	1:44.618	29.754	40.306	34.558	242.6	21:30.685
12	1:44.071	29.968	40.289	33.814	238.9	24:53.970	11	1:45.817	31.234	40.568	34.015	243.2	23:16.502
13	1:44.227	29.929	40.310	33.988	239.4	26:38.197	12	1:43.815	29.764	40.148	33.903	240.5	25:00.317
14	1:44.107	29.895	40.207	34.005	240.5	28:22.304	13	1:44.259	29.903	40.336	34.020	243.7	26:44.576
15	1:44.262	29.918	40.464	33.880	240.5	30:06.566	14	1:47.788	31.644	41.511	34.633	243.7	28:32.364
16	1:44.111	29.866	40.246	33.999	239.4	31:50.677	15	1:46.076	30.057	40.961	35.058	242.6	30:18.440
							16	1:45.927	30.035	40.836	35.056	242.1	32:04.367

3 Charles Milesi						
R						
Lap D	Time	Sector 1	Sector 2	Sector 3	T. Spd	Elapsed
1	1:52.111	35.899	41.367	34.845	213.8	1:52.111
2	1:47.494	30.228	40.359	36.907	240.5	3:39.605
3	3:06.585	51.791	1:20.331	54.463	211.3	6:46.190
4	2:39.050	49.211	1:02.288	47.551	124.7	9:25.240
5	2:35.067	46.304	1:01.005	47.758	156.9	12:00.307
6	2:29.363	43.203	55.372	50.788	173.6	14:29.670
7	1:45.298	30.262	40.655	34.381	242.6	16:14.968
8	1:44.501	29.987	40.425	34.089	240.5	17:59.469
9	1:44.385	29.911	40.441	34.033	242.1	19:43.854
10	1:44.391	30.008	40.442	33.941	241.0	21:28.245
11	1:44.188	29.974	40.185	34.029	241.0	23:12.433
12	1:44.281	29.983	40.307	33.991	240.5	24:56.714
13	1:44.474	30.008	40.563	33.903	241.0	26:41.188
14	1:44.315	30.041	40.372	33.902	239.4	28:25.503
15	1:44.285	29.989	40.388	33.908	239.4	30:09.788
16	1:44.545	30.119	40.366	34.060	239.4	31:54.333





Circuit de Barcelona
Formula Renault Eurocup
Race - 1
Lap Analysis



21

Neil Verhagen

24

Frank Bird

TECH 1 RACING

TECH 1 RACING

Lap D	Time	Sector 1	Sector 2	Sector 3	T. Spd	Elapsed	Lap D	Time	Sector 1	Sector 2	Sector 3	T. Spd	Elapsed
1	1:53.111	36.257	41.820	35.034	216.0	1:53.111	1	1:53.915	36.401	42.138	35.376	213.4	1:53.915
2	1:47.404	30.172	40.305	36.927	241.0	3:40.515	2	1:50.336	30.621	42.079	37.636	242.6	3:44.251
3	3:06.892	51.907	1:20.099	54.886	217.7	6:47.407	3	3:07.255	51.305	1:20.174	55.776	157.4	6:51.506
4	2:38.677	48.852	1:02.334	47.491	138.2	9:26.084	4	2:38.234	48.136	1:04.663	45.435	149.1	9:29.740
5	2:35.308	46.525	1:00.812	47.971	157.6	12:01.392	5	2:35.153	46.584	1:00.469	48.100	153.6	12:04.893
6	2:28.654	43.138	55.367	50.149	143.2	14:30.046	6	2:26.705	43.266	55.088	48.351	171.7	14:31.598
7	1:45.872	30.567	40.928	34.377	240.0	16:15.918	7	1:46.502	30.397	41.221	34.884	240.5	16:18.100
8	1:44.673	30.366	40.212	34.095	240.0	18:00.591	8	1:45.299	30.260	40.810	34.229	240.0	18:03.399
9	1:44.340	30.005	40.316	34.019	241.0	19:44.931	9	1:44.748	30.105	40.549	34.094	239.4	19:48.147
10	1:45.417	29.938	41.082	34.397	241.0	21:30.348	10	1:45.026	30.180	40.681	34.165	240.0	21:33.173
11	1:45.022	30.754	40.223	34.045	237.3	23:15.370	11	1:45.168	30.218	40.735	34.215	237.3	23:18.341
12	1:44.366	30.053	40.208	34.105	237.3	24:59.736	12	1:44.915	30.082	40.680	34.153	238.4	25:03.256
13	1:44.490	30.100	40.248	34.142	238.9	26:44.226	13	1:44.814	30.159	40.580	34.075	240.0	26:48.070
14	1:46.656	31.879	40.657	34.120	238.9	28:30.882	14	1:46.033	30.115	40.663	35.255	238.9	28:34.103
15	1:44.455	30.140	40.232	34.083	237.8	30:15.337	15	1:45.756	30.681	40.672	34.403	240.0	30:19.859
16	1:44.843	30.124	40.571	34.148	237.3	32:00.180	16	1:45.531	30.640	40.631	34.260	242.1	32:05.390

22

Alexander Smolyar

31

Christian Lundgaard

R

TECH 1 RACING

R

MP MOTORSPORT

Lap D	Time	Sector 1	Sector 2	Sector 3	T. Spd	Elapsed	Lap D	Time	Sector 1	Sector 2	Sector 3	T. Spd	Elapsed
1	1:51.661	35.405	41.422	34.834	210.9	1:51.661	1	1:48.374	33.699	40.705	33.970	203.7	1:48.374
2	1:47.571	30.082	40.352	37.137	237.8	3:39.232	2	1:47.174	30.449	40.427	36.298	237.3	3:35.548
3	3:06.465	51.677	1:20.155	54.633	204.9	6:45.697	3	3:07.314	52.193	1:20.018	55.103	200.0	6:42.862
4	2:39.075	49.214	1:02.134	47.727	120.4	9:24.772	4	2:39.753	49.196	1:01.413	49.144	124.4	9:22.615
5	2:35.045	46.408	1:00.800	47.837	152.9	11:59.817	5	2:34.281	45.184	1:00.958	48.139	151.8	11:56.896
6	2:29.686	43.067	55.329	51.290	169.2	14:29.503	6	2:31.276	42.494	55.629	53.153	151.0	14:28.172
7	1:45.898	30.801	40.858	34.239	239.4	16:15.401	7	1:44.518	30.294	40.280	33.944	236.3	16:12.690
8	1:44.649	30.101	40.402	34.146	241.0	18:00.050	8	1:43.873	29.999	40.122	33.752	240.5	17:56.563
9	1:44.353	29.979	40.387	33.987	240.5	19:44.403	9	1:43.555	29.860	39.958	33.737	238.9	19:40.118
10	1:44.433	29.964	40.411	34.058	241.0	21:28.836	10	1:43.560	29.769	40.104	33.687	238.4	21:23.678
11	1:44.536	30.006	40.423	34.107	239.4	23:13.372	11	1:43.611	29.868	39.943	33.800	237.8	23:07.289
12	1:44.386	30.035	40.341	34.010	238.9	24:57.758	12	1:43.754	29.848	40.091	33.815	238.9	24:51.043
13	1:44.767	30.193	40.377	34.197	240.0	26:42.525	13	1:43.886	29.901	40.105	33.880	238.9	26:34.929
14	1:44.495	30.014	40.397	34.084	238.9	28:27.020	14	1:43.889	29.851	40.177	33.861	239.4	28:18.818
15	1:44.257	30.045	40.233	33.979	240.5	30:11.277	15	1:43.789	29.862	40.055	33.872	239.4	30:02.607
16	1:44.118	30.017	40.111	33.990	238.9	31:55.395	16	1:44.163	29.908	40.199	34.056	239.4	31:46.770

23

Thomas Neubauer

32

Alex Peroni

TECH 1 RACING

MP MOTORSPORT

Lap D	Time	Sector 1	Sector 2	Sector 3	T. Spd	Elapsed	Lap D	Time	Sector 1	Sector 2	Sector 3	T. Spd	Elapsed
1	1:56.905	38.003	42.892	36.010	221.3	1:56.905	1	1:53.596	36.060	41.908	35.628	215.5	1:53.596
2	1:50.849	30.466	41.375	39.008	242.1	3:47.754	2	1:47.747	30.277	40.559	36.911	240.5	3:41.343
3	3:07.064	50.582	1:20.393	56.089	162.4	6:54.818	3	3:06.882	51.636	1:20.331	54.915	220.8	6:48.225
4	2:38.437	48.993	1:05.211	44.233	165.8	9:33.255	4	2:38.938	48.780	1:02.354	47.804	135.1	9:27.163
5	2:35.375	46.242	1:01.731	47.402	154.2	12:08.630	5	2:35.141	45.807	1:01.072	48.262	142.2	12:02.304
6	2:24.818	42.906	55.500	46.412	152.3	14:33.448	6	2:28.207	43.279	54.893	50.035	136.5	14:30.511
7	1:46.130	30.586	40.882	34.662	242.1	16:19.578	7	1:45.931	30.422	40.955	34.554	239.4	16:16.442
8	1:46.229	30.437	41.328	34.464	243.2	18:05.807	8	1:45.806	30.543	41.046	34.217	240.5	18:02.248
9	1:45.463	30.312	40.716	34.435	241.0	19:51.270	9	1:44.669	30.137	40.409	34.123	241.6	19:46.917
10	1:45.198	30.215	40.541	34.442	241.6	21:36.468	10	1:44.376	29.948	40.306	34.122	240.5	21:31.293
11	1:48.022	31.251	42.148	34.623	242.1	23:24.490	11	1:45.962	30.818	40.848	34.296	241.6	23:17.255
12	1:45.628	30.253	40.916	34.459	238.9	25:10.118	12	1:44.497	30.033	40.357	34.107	239.4	25:01.752
13	1:45.439	30.365	40.801	34.273	240.5	26:55.557	13	1:44.428	30.044	40.323	34.061	240.5	26:46.180
14	1:46.700	31.130	41.099	34.471	239.4	28:42.257	14	1:46.727	30.197	41.694	34.836	240.0	28:32.907
15	1:46.576	30.430	40.913	35.233	240.0	30:28.833	15	1:45.942	30.064	40.750	35.128	241.6	30:18.849
16	1:52.141	32.310	42.577	37.254	238.9	32:20.974	16	1:45.886	30.068	40.767	35.051	242.1	32:04.735





Circuit de Barcelona
Formula Renault Eurocup
Race - 1
Lap Analysis



33

Freek Schothorst

R

MP MOTORSPORT

Lap D	Time	Sector 1	Sector 2	Sector 3	T. Spd	Elapsed
1	1:56.408	37.918	42.895	35.595	213.4	1:56.408

41

Oscar Piastrì

R

ARDEN

Lap D	Time	Sector 1	Sector 2	Sector 3	T. Spd	Elapsed
1	1:52.675	35.558	42.183	34.934	211.3	1:52.675
2	1:54.554	33.746	41.487	39.321	243.2	3:47.229
3	3:06.917	50.605	1:20.245	56.067	176.1	6:54.146
4	2:38.201	48.351	1:05.624	44.226	169.5	9:32.347
5	2:35.762	46.462	1:01.631	47.669	150.4	12:08.109
6	2:24.892	42.312	55.957	46.623	162.8	14:33.001
7	1:45.853	30.401	40.827	34.625	241.0	16:18.854
8	1:45.326	30.248	40.698	34.380	243.7	18:04.180
9	1:44.603	30.090	40.492	34.021	239.4	19:48.783
10	1:45.129	29.928	40.757	34.444	241.0	21:33.912
11	1:44.737	30.114	40.433	34.190	238.9	23:18.649
12	1:45.313	30.599	40.436	34.278	242.6	25:03.962
13	1:45.026	30.037	40.818	34.171	240.5	26:48.988
14	1:45.299	29.999	40.468	34.832	239.4	28:34.287
15	1:45.152	30.129	40.620	34.403	248.8	30:19.439

42

Nikita Volegov

R

ARDEN

Lap D	Time	Sector 1	Sector 2	Sector 3	T. Spd	Elapsed
1	1:56.221	37.668	42.969	35.584	222.6	1:56.221

43

Sami Taoufik

R

ARDEN

Lap D	Time	Sector 1	Sector 2	Sector 3	T. Spd	Elapsed
1	1:57.739	38.561	42.980	36.198	223.6	1:57.739
2	1:50.738	30.620	41.563	38.555	241.0	3:48.477
3		50.348			164.6	

51

Axel Matus

AVF BY ADRIAN VALLES

Lap D	Time	Sector 1	Sector 2	Sector 3	T. Spd	Elapsed
1	1:58.238	38.427	42.606	37.205	217.7	1:58.238
2	1:51.355	30.899	41.877	38.579	230.2	3:49.593
3	3:06.455	50.451	1:20.404	55.600	164.3	6:56.048
4	2:38.320	49.067	1:05.430	43.823	145.3	9:34.368
5	2:35.365	47.071	1:00.923	47.371	143.8	12:09.733
6	2:24.584	43.109	55.287	46.188	151.8	14:34.317
7	1:46.369	30.488	41.340	34.541	237.3	16:20.686
8	1:51.948 P	30.878	41.878	39.192	237.8	18:12.634

53

Eliseo Martinez

R

AVF BY ADRIAN VALLES

Lap D	Time	Sector 1	Sector 2	Sector 3	T. Spd	Elapsed
1	1:55.288	37.055	42.811	35.422	217.7	1:55.288
2	1:50.952	30.613	41.624	38.715	234.2	3:46.240
3	3:07.288	51.083	1:20.127	56.078	191.1	6:53.528
4	2:38.029	48.070	1:05.859	44.100	170.0	9:31.557
5	2:35.726	46.651	1:01.064	48.011	161.1	12:07.283
6	2:25.325	42.569	55.161	47.595	154.0	14:32.608
7	1:46.600	30.438	41.028	35.134	233.7	16:19.208
8	1:45.796	30.344	40.760	34.692	234.7	18:05.004
9	1:45.306	30.267	40.747	34.292	233.7	19:50.310
10	1:45.463	30.132	40.489	34.842	236.8	21:35.773
11	1:45.300	30.164	40.919	34.217	237.8	23:21.073
12	1:44.877	30.295	40.382	34.200	238.4	25:05.950
13	1:44.520	30.082	40.412	34.026	236.8	26:50.470
14	1:44.635	30.021	40.431	34.183	237.3	28:35.105
15	1:45.275	30.336	40.445	34.494	236.3	30:20.380
16	1:45.775	30.700	40.665	34.410	235.2	32:06.155

54

Christian Munoz

R

AVF BY ADRIAN VALLES

Lap D	Time	Sector 1	Sector 2	Sector 3	T. Spd	Elapsed
1	1:54.907	36.448	43.023	35.436	214.2	1:54.907
2	1:50.431	30.443	41.620	38.368	233.7	3:45.338
3	3:07.065	51.447	1:19.956	55.662	184.3	6:52.403
4	2:38.118	47.851	1:06.315	43.952	152.3	9:30.521
5	2:35.522	46.627	1:01.230	47.665	156.2	12:06.043
6	2:26.180	42.912	54.919	48.349	180.3	14:32.223
7	1:46.286	30.333	41.158	34.795	237.3	16:18.509
8	1:46.024	30.202	40.817	35.005	235.8	18:04.533
9	1:45.273	30.195	40.783	34.295	235.8	19:49.806
10	1:45.511	30.098	40.712	34.701	236.8	21:35.317
11	1:46.767	30.432	41.684	34.651	236.8	23:22.084
12	1:45.443	30.364	40.639	34.440	235.2	25:07.527
13	1:45.483	30.378	40.770	34.335	237.3	26:53.010
14	1:45.293	30.187	40.732	34.374	236.3	28:38.303
15	1:45.280	30.248	40.613	34.419	238.9	30:23.583
16	1:46.377	30.816	40.999	34.562	237.3	32:09.960

61

Lorenzo Colombo

R

JD MOTORSPORT

Lap D	Time	Sector 1	Sector 2	Sector 3	T. Spd	Elapsed
1	1:49.412	34.684	40.696	34.032	208.4	1:49.412
2	1:47.662	30.108	40.642	36.912	240.0	3:37.074
3	3:07.165	51.851	1:20.363	54.951	186.2	6:44.239
4	2:39.572	49.409	1:01.506	48.657	138.8	9:23.811
5	2:34.401	45.681	1:00.778	47.942	151.6	11:58.212
6	2:30.555	42.693	55.625	52.237	175.3	14:28.767
7	1:44.808	30.385	40.619	33.804	240.0	16:13.575
8	1:44.938	30.011	40.861	34.066	241.0	17:58.513
9	1:44.210	30.048	40.166	33.996	240.5	19:42.723
10	1:43.841	29.810	40.068	33.963	240.5	21:26.564
11	1:43.955	29.826	40.200	33.929	239.4	23:10.519
12	1:44.193	29.961	40.245	33.987	241.0	24:54.712
13	1:44.114	29.946	40.183	33.985	240.5	26:38.826
14	1:44.167	29.884	40.386	33.897	240.5	28:22.993
15	1:44.312	29.804	40.356	34.152	242.1	30:07.305
16	1:44.296	29.961	40.179	34.156	240.5	31:51.601





Circuit de Barcelona
 Formuła Renault Eurocup
 Race - 1
 Lap Analysis



62

Thomas Maxwell

JD MOTORSPORT

Lap	D	Time	Sector 1	Sector 2	Sector 3	T. Spd	Elapsed
1		1:52.499	35.071	41.619	35.809	212.5	1:52.499
2		2:16.444 P	39.468	46.619	50.357	242.6	4:08.943

63

Najiy Razak

JD MOTORSPORT

Lap	D	Time	Sector 1	Sector 2	Sector 3	T. Spd	Elapsed
1		1:56.116	37.266	42.833	36.017	222.2	1:56.116
2			43.796			238.4	

84

Vladimir Tziortzis

R

FORTEC MOTORSPORTS

Lap	D	Time	Sector 1	Sector 2	Sector 3	T. Spd	Elapsed
1		1:57.815	38.218	43.181	36.416	214.7	1:57.815
2		1:51.433	31.001	41.727	38.705	239.4	3:49.248
3		3:06.011	50.093	1:20.353	55.565	170.8	6:55.259
4		2:38.451	48.864	1:05.775	43.812	163.3	9:33.710
5		2:35.303	46.324	1:01.605	47.374	157.4	12:09.013
6		2:24.919	43.148	55.280	46.491	151.2	14:33.932
7		1:46.131	30.424	40.996	34.711	238.9	16:20.063
8		1:46.126	30.240	41.541	34.345	241.6	18:06.189
9		1:45.549	30.288	40.790	34.471	241.6	19:51.738
10		1:45.577	30.566	40.790	34.221	239.4	21:37.315
11		1:45.670	30.232	40.827	34.611	240.5	23:22.985
12		1:45.959	30.208	41.725	34.026	240.0	25:08.944
13		1:45.144	30.217	40.824	34.103	238.4	26:54.088
14		1:44.882	30.046	40.580	34.256	239.4	28:38.970
15		1:45.196	30.068	40.771	34.357	241.0	30:24.166
16		1:46.587	31.342	40.932	34.313	241.0	32:10.753

85

Raúl Guzman

FORTEC MOTORSPORTS

Lap	D	Time	Sector 1	Sector 2	Sector 3	T. Spd	Elapsed
1		1:54.625	36.767	42.170	35.688	219.9	1:54.625
2		1:49.231	30.239	41.071	37.921	241.6	3:43.856
3		3:06.100	50.875	1:20.506	54.719	192.1	6:49.956
4		2:38.765	48.710	1:03.774	46.281	133.4	9:28.721
5		2:35.067	46.182	1:00.909	47.976	139.8	12:03.788
6		2:27.460	43.379	55.199	48.882	152.9	14:31.248
7		1:46.397	30.256	41.133	35.008	240.5	16:17.645
8		1:45.154	30.182	40.588	34.384	237.8	18:02.799
9		1:44.742	30.023	40.497	34.222	241.6	19:47.541
10		1:44.330	29.846	40.384	34.100	242.1	21:31.871
11		1:45.777	30.400	41.059	34.318	242.1	23:17.648
12		1:44.834	29.904	40.506	34.424	243.2	25:02.482
13		1:44.601	30.037	40.350	34.214	240.0	26:47.083
14		1:46.611	29.893	41.308	35.410	240.5	28:33.694
15		1:45.531	30.022	40.570	34.939	242.1	30:19.225





Circuit de Barcelona
Formula Renault Eurocup
Race - 1
Analysis by Lap



Num	Lap Time	Gap	Num	Lap Time	Gap	Num	Lap Time	Gap	Num	Lap Time	Gap	Num	Lap Time	Gap
Lap 1			23	1:50.849	12.206	53	2:38.029	08.942	53	2:25.325	04.436	41	1:45.326	07.617
31	1:48.374		43	1:50.738	12.929	41	2:38.201	09.732	41	2:24.892	04.829	54	1:46.024	07.970
2	1:48.861	00.487	84	1:51.433	13.700	23	2:38.437	10.640	23	2:24.818	05.276	53	1:45.796	08.441
61	1:49.412	01.038	51	1:51.355	14.045	84	2:38.451	11.095	84	2:24.919	05.760	23	1:46.229	09.244
1	1:50.139	01.765	11	1:51.777	15.381	51	2:38.320	11.753	51	2:24.584	06.145	84	1:46.126	09.626
22	1:51.661	03.287	62	2:16.444	33.395	11	2:38.002	12.509	11	2:23.795	06.413	11	1:45.627	10.027
3	1:52.111	03.737	Num Lap Time Gap		Num Lap Time Gap		Num Lap Time Gap		51	1:51.948	16.071			
62	1:52.499	04.125	Lap 3		Lap 5		Lap 7		4	2:07.344	6 Laps			
41	1:52.675	04.301	31	3:07.314		31	2:34.281		31	1:44.518		Num Lap Time Gap		
21	1:53.111	04.737	2	3:07.469	00.777	2	2:34.417	00.811	2	1:44.665	00.424	Lap 9		
32	1:53.596	05.222	61	3:07.165	01.377	61	2:34.401	01.316	61	1:44.808	00.885	31	1:43.555	
24	1:53.915	05.541	1	3:06.838	01.890	1	2:34.680	02.101	1	1:45.040	01.599	2	1:43.767	01.628
16	1:54.172	05.798	22	3:06.465	02.835	22	2:35.045	02.921	3	1:45.298	02.278	61	1:44.210	02.605
85	1:54.625	06.251	3	3:06.585	03.328	3	2:35.067	03.411	22	1:45.898	02.711	1	1:44.242	03.143
54	1:54.907	06.533	21	3:06.892	04.545	21	2:35.308	04.496	21	1:45.872	03.228	3	1:44.385	03.736
53	1:55.288	06.914	32	3:06.882	05.363	32	2:35.141	05.408	32	1:45.931	03.752	22	1:44.353	04.285
63	1:56.116	07.742	16	3:06.304	05.965	16	2:35.229	06.250	16	1:45.907	03.987	21	1:44.340	04.813
42	1:56.221	07.847	85	3:06.100	07.094	85	2:35.067	06.892	85	1:46.397	04.955	16	1:44.296	05.949
33	1:56.408	08.034	24	3:07.255	08.644	24	2:35.153	07.997	24	1:46.502	05.410	32	1:44.669	06.799
23	1:56.905	08.531	54	3:07.065	09.541	54	2:35.522	09.147	54	1:46.286	05.819	85	1:44.742	07.423
43	1:57.739	09.365	53	3:07.288	10.666	53	2:35.726	10.387	41	1:45.853	06.164	24	1:44.748	08.029
84	1:57.815	09.441	41	3:06.917	11.284	41	2:35.762	11.213	53	1:46.600	06.518	41	1:44.603	08.665
51	1:58.238	09.864	23	3:07.064	11.956	23	2:35.375	11.734	23	1:46.130	06.888	54	1:45.273	09.688
11	1:59.152	10.778	84	3:06.011	12.397	84	2:35.303	12.117	84	1:46.131	07.373	53	1:45.306	10.192
Num Lap Time Gap			51	3:06.455	13.186	51	2:35.365	12.837	51	1:46.369	07.996	23	1:45.463	11.152
Lap 2			11	3:06.193	14.260	11	2:35.666	13.894	11	1:46.378	08.273	84	1:45.549	11.620
31	1:47.174		Num Lap Time Gap		Num Lap Time Gap		4	17:01.413	6 Laps	11	1:45.302	11.774		
2	1:47.309	00.622	Lap 4		Lap 6		Num Lap Time Gap		Num Lap Time Gap					
61	1:47.662	01.526	31	2:39.753		31	2:31.276		Lap 8		Lap 10			
1	1:47.775	02.366	2	2:39.651	00.675	2	2:30.742	00.277	31	1:43.873		31	1:43.560	
22	1:47.571	03.684	61	2:39.572	01.196	61	2:30.555	00.595	2	1:44.865	01.416	2	1:43.857	01.925
3	1:47.494	04.057	1	2:39.565	01.702	1	2:30.252	01.077	61	1:44.938	01.950	61	1:43.841	02.886
21	1:47.404	04.967	22	2:39.075	02.157	22	2:29.686	01.331	1	1:44.730	02.456	1	1:44.408	03.991
32	1:47.747	05.795	3	2:39.050	02.625	3	2:29.363	01.498	3	1:44.501	02.906	3	1:44.391	04.567
16	1:48.351	06.975	21	2:38.677	03.469	21	2:28.654	01.874	22	1:44.649	03.487	22	1:44.433	05.158
85	1:49.231	08.308	32	2:38.938	04.548	32	2:28.207	02.339	21	1:44.673	04.028	21	1:45.417	06.670
24	1:50.336	08.703	16	2:39.090	05.302	16	2:27.624	02.598	16	1:45.094	05.208	16	1:44.618	07.007
54	1:50.431	09.790	85	2:38.765	06.106	85	2:27.460	03.076	32	1:45.806	05.685	32	1:44.376	07.615
53	1:50.952	10.692	24	2:38.234	07.125	24	2:26.705	03.426	85	1:45.154	06.236	85	1:44.330	08.193
41	1:54.554	11.681	54	2:38.118	07.906	54	2:26.180	04.051	24	1:45.299	06.836	24	1:45.026	09.495





Circuit de Barcelona
 Formuła Renault Eurocup
 Race - 1
 Analysis by Lap



Num	Lap Time	Gap
41	1:45.129	10.234
54	1:45.511	11.639
53	1:45.463	12.095
23	1:45.198	12.790
11	1:44.968	13.182
84	1:45.577	13.637

Num Lap Time Gap
Lap 11

31	1:43.611	
2	1:44.296	02.610
61	1:43.955	03.230
1	1:44.239	04.619
3	1:44.188	05.144
22	1:44.536	06.083
21	1:45.022	08.081
16	1:45.817	09.213
32	1:45.962	09.966
85	1:45.777	10.359
24	1:45.168	11.052
41	1:44.737	11.360
53	1:45.300	13.784
54	1:46.767	14.795
11	1:45.585	15.156
84	1:45.670	15.696
23	1:48.022	17.201

Num Lap Time Gap
Lap 12

31	1:43.754	
2	1:44.071	02.927
61	1:44.193	03.669
1	1:44.068	04.933
3	1:44.281	05.671
22	1:44.386	06.715
21	1:44.366	08.693
16	1:43.815	09.274
32	1:44.497	10.709
85	1:44.834	11.439
24	1:44.915	12.213
41	1:45.313	12.919
53	1:44.877	14.907

Num	Lap Time	Gap
54	1:45.443	16.484
84	1:45.959	17.901
23	1:45.628	19.075

Num Lap Time Gap
Lap 13

31	1:43.886	
2	1:44.227	03.268
61	1:44.114	03.897
1	1:43.823	04.870
3	1:44.474	06.259
22	1:44.767	07.596
21	1:44.490	09.297
16	1:44.259	09.647
32	1:44.428	11.251
85	1:44.601	12.154
24	1:44.814	13.141
41	1:45.026	14.059
53	1:44.520	15.541
54	1:45.483	18.081
84	1:45.144	19.159
23	1:45.439	20.628

Num Lap Time Gap
Lap 14

31	1:43.889	
2	1:44.107	03.486
61	1:44.167	04.175
1	1:43.861	04.842
3	1:44.315	06.685
22	1:44.495	08.202
21	1:46.656	12.064
16	1:47.788	13.546
32	1:46.727	14.089
85	1:46.611	14.876
24	1:46.033	15.285
41	1:45.299	15.469
53	1:44.635	16.287
54	1:45.293	19.485
84	1:44.882	20.152
23	1:46.700	23.439

Num Lap Time Gap
Lap 15

31	1:43.789	
2	1:44.262	03.959
61	1:44.312	04.698
1	1:44.276	05.329
3	1:44.285	07.181
22	1:44.257	08.670
21	1:44.455	12.730
16	1:46.076	15.833
32	1:45.942	16.242
85	1:45.531	16.618
41	1:45.152	16.832
24	1:45.756	17.252
53	1:45.275	17.773
54	1:45.280	20.976
84	1:45.196	21.559
23	1:46.576	26.226

Num Lap Time Gap
Lap 16

31	1:44.163	
2	1:44.111	03.907
61	1:44.296	04.831
1	1:44.085	05.251
3	1:44.545	07.563
22	1:44.118	08.625
21	1:44.843	13.410
16	1:45.927	17.597
32	1:45.886	17.965
24	1:45.531	18.620
53	1:45.775	19.385
54	1:46.377	23.190
84	1:46.587	23.983
23	1:52.141	34.204





Circuit de Barcelona
Formula Renault Eurocup
Race - 1
Best Sectors Results



Sector - 1				Sector - 2				Sector - 3				Ideal Lap vs Best Lap			
Clas	Nº	Driver	Time	Nº	Driver	Time	Nº	Driver	Time	Clas	Nº	Driver	Ideal Lap	Best Lap	Clas
1	16	Yifei Ye	29.754	31	Christian Lundgaard	39.943	31	Christian Lundgaard	33.687	1	31	Christian Lundgaard	1:43.399	1:43.555	1
2	1	Max Fewtrell	29.762	61	Lorenzo Colombo	40.068	1	Max Fewtrell	33.762	2	1	Max Fewtrell	1:43.626	1:43.823	4
3	31	Christian Lundgaard	29.769	2	Logan Sargeant	40.071	2	Logan Sargeant	33.783	3	61	Lorenzo Colombo	1:43.676	1:43.841	5
4	61	Lorenzo Colombo	29.804	1	Max Fewtrell	40.102	61	Lorenzo Colombo	33.804	4	2	Logan Sargeant	1:43.713	1:43.767	2
5	85	Raúl Guzman	29.846	22	Alexander Smolyar	40.111	3	Charles Milesi	33.902	5	16	Yifei Ye	1:43.805	1:43.815	3
6	2	Logan Sargeant	29.859	16	Yifei Ye	40.148	16	Yifei Ye	33.903	6	3	Charles Milesi	1:43.998	1:44.188	7
7	3	Charles Milesi	29.911	3	Charles Milesi	40.185	22	Alexander Smolyar	33.979	7	22	Alexander Smolyar	1:44.054	1:44.118	6
8	41	Oscar Piastrri	29.928	21	Neil Verhagen	40.208	21	Neil Verhagen	34.019	8	21	Neil Verhagen	1:44.165	1:44.340	9
9	21	Neil Verhagen	29.938	32	Alex Peroni	40.306	41	Oscar Piastrri	34.021	9	85	Raúl Guzman	1:44.296	1:44.330	8
10	32	Alex Peroni	29.948	85	Raúl Guzman	40.350	53	Eliseo Martinez	34.026	10	32	Alex Peroni	1:44.315	1:44.376	10
11	22	Alexander Smolyar	29.964	53	Eliseo Martinez	40.382	84	Vladimir Tziortzis	34.026	11	41	Oscar Piastrri	1:44.382	1:44.603	12
12	11	Clément Novalak	29.985	41	Oscar Piastrri	40.433	32	Alex Peroni	34.061	12	53	Eliseo Martinez	1:44.429	1:44.520	11
13	53	Eliseo Martinez	30.021	23	Thomas Neubauer	40.541	24	Frank Bird	34.075	13	84	Vladimir Tziortzis	1:44.652	1:44.882	14
14	84	Vladimir Tziortzis	30.046	24	Frank Bird	40.549	85	Raúl Guzman	34.100	14	24	Frank Bird	1:44.706	1:44.748	13
15	24	Frank Bird	30.082	11	Clément Novalak	40.579	11	Clément Novalak	34.212	15	11	Clément Novalak	1:44.776	1:44.968	15
16	54	Christian Munoz	30.098	84	Vladimir Tziortzis	40.580	23	Thomas Neubauer	34.273	16	54	Christian Munoz	1:45.006	1:45.273	17
17	23	Thomas Neubauer	30.215	54	Christian Munoz	40.613	54	Christian Munoz	34.295	17	23	Thomas Neubauer	1:45.029	1:45.198	16
18	51	Axel Matus	30.488	51	Axel Matus	41.340	51	Axel Matus	34.541	18	51	Axel Matus	1:46.369	1:46.369	18
19	43	Sami Taoufik	30.620	43	Sami Taoufik	41.563	42	Nikita Volegov	35.584	19	43	Sami Taoufik	1:48.381	1:50.738	19
20	4	Victor Martins	34.045	62	Thomas Maxwell	41.619	33	Freek Schothorst	35.595	20	62	Thomas Maxwell	1:52.499	1:52.499	20
21	62	Thomas Maxwell	35.071	63	Najiy Razak	42.833	62	Thomas Maxwell	35.809	21	63	Najiy Razak	1:56.116	1:56.116	21
22	63	Najiy Razak	37.266	33	Freek Schothorst	42.895	63	Najiy Razak	36.017	22	42	Nikita Volegov	1:56.221	1:56.221	22
23	42	Nikita Volegov	37.668	42	Nikita Volegov	42.969	43	Sami Taoufik	36.198	23	33	Freek Schothorst	1:56.408	1:56.408	23
24	33	Freek Schothorst	37.918	4	Victor Martins	47.707	4	Victor Martins	38.304	24	4	Victor Martins	2:00.056	2:07.344	24





Circuit de Barcelona
Formula Renault Eurocup
Race - 1
Leader Sequence

FORMULA
RENAULT
EUROCUP

Nº	Driver	Nat	Competitor	Nat	Rookie	Start Lap	End Lap	Laps	Total Laps
31	Christian Lundgaard	DEN	MP MOTORSPORT	NED	R	1	16	16	16





Circuit de Barcelona
Formula Renault Eurocup
Race - 1
Best 5 Lap Times



Cls	Nº	Driver	Nat	Competitor	Nat	Rookie	Cls	Best 1		Best 2		Best 3		Best 4		Best 5	
								Time	Lap	Time	Lap	Time	Lap	Time	Lap	Time	Lap
1	31	Christian Lundgaard	DEN	MP MOTORSPORT	NED	R	1	1:43.555	9	1:43.560	10	1:43.611	11	1:43.754	12	1:43.789	15
2	2	Logan Sargeant	USA	R-ACE GP	FRA	R	2	1:43.767	9	1:43.857	10	1:44.071	12	1:44.107	14	1:44.111	16
3	16	Yifei Ye	CHN	JOSEF KAUFMANN RACING	GER			1:43.815	12	1:44.259	13	1:44.296	9	1:44.618	10	1:45.094	8
4	1	Max Fewtrell	GBR	R-ACE GP	FRA			1:43.823	13	1:43.861	14	1:44.068	12	1:44.085	16	1:44.239	11
5	61	Lorenzo Colombo	ITA	JD MOTORSPORT	ITA	R	3	1:43.841	10	1:43.955	11	1:44.114	13	1:44.167	14	1:44.193	12
6	22	Alexander Smolyar	RUS	TECH 1 RACING	FRA	R	4	1:44.118	16	1:44.257	15	1:44.353	9	1:44.386	12	1:44.433	10
7	3	Charles Milesi	FRA	R-ACE GP	FRA	R	5	1:44.188	11	1:44.281	12	1:44.285	15	1:44.315	14	1:44.385	9
8	85	Raúl Guzman	MEX	FORTEC MOTORSPORTS	GBR			1:44.330	10	1:44.601	13	1:44.742	9	1:44.834	12	1:45.154	8
9	21	Neil Verhagen	USA	TECH 1 RACING	FRA			1:44.340	9	1:44.366	12	1:44.455	15	1:44.490	13	1:44.673	8
10	32	Alex Peroni	AUS	MP MOTORSPORT	NED			1:44.376	10	1:44.428	13	1:44.497	12	1:44.669	9	1:45.806	8
11	53	Eliseo Martinez	ESP	AVF BY ADRIAN VALLES	ESP	R	6	1:44.520	13	1:44.635	14	1:44.877	12	1:45.275	15	1:45.300	11
12	41	Oscar Piastrri	AUS	ARDEN	GBR	R	7	1:44.603	9	1:44.737	11	1:45.026	13	1:45.129	10	1:45.152	15
13	24	Frank Bird	GBR	TECH 1 RACING	FRA			1:44.748	9	1:44.814	13	1:44.915	12	1:45.026	10	1:45.168	11
14	84	Vladimir Tziortzis	RUS	FORTEC MOTORSPORTS	GBR	R	8	1:44.882	14	1:45.144	13	1:45.196	15	1:45.549	9	1:45.577	10
15	11	Clément Novalak	GBR	JOSEF KAUFMANN RACING	GER	R	9	1:44.968	10	1:45.302	9	1:45.585	11	1:45.627	8	1:46.378	7
16	23	Thomas Neubauer	FRA	TECH 1 RACING	FRA			1:45.198	10	1:45.439	13	1:45.463	9	1:45.628	12	1:46.130	7
17	54	Christian Munoz	COL	AVF BY ADRIAN VALLES	ESP	R	10	1:45.273	9	1:45.280	15	1:45.293	14	1:45.443	12	1:45.483	13
18	51	Axel Matus	MEX	AVF BY ADRIAN VALLES	ESP			1:46.369	7	1:51.355	2	1:51.948	8	1:58.238	1	2:24.584	6
19	43	Sami Taoufik	MAR	ARDEN	GBR	R	11	1:50.738	2	1:57.739	1						
20	62	Thomas Maxwell	AUS	JD MOTORSPORT	ITA			1:52.499	1	2:16.444	2						
21	63	Najiy Razak	MAS	JD MOTORSPORT	ITA			1:56.116	1								
22	42	Nikita Volegov	RUS	ARDEN	GBR	R	12	1:56.221	1								
23	33	Freek Schothorst	NED	MP MOTORSPORT	NED	R	13	1:56.408	1								
24	4	Victor Martins	FRA	R-ACE GP	FRA	R	14	2:07.344	2	17:01.41	1						





Circuit de Barcelona
Formula Renault Eurocup
Race - 1
Best 5 Top Speeds



Cls	Nº	Driver	Nat	Competitor	Nat	Rookie	Cls	Top 1		Top 2		Top 3		Top 4		Top 5		Avg
								Km/h	Lap	Km/h	Lap	Km/h	Lap	Km/h	Lap	Km/h	Lap	
1	41	Oscar Piastri	AUS	ARDEN	GBR	R	1	248.8	15	247.7	16	243.7	8	243.2	2	242.6	12	245.2
2	16	Yifei Ye	CHN	JOSEF KAUFMANN RACING	GER			247.1	2	245.4	8	243.7	13	243.7	14	243.2	11	244.6
3	1	Max Fewtrell	GBR	R-ACE GP	FRA			243.7	15	243.7	16	242.6	9	242.1	10	241.6	14	242.8
4	11	Clément Novalak	GBR	JOSEF KAUFMANN RACING	GER	R	2	243.7	7	243.7	9	243.7	12	242.6	8	242.1	2	243.2
5	33	Freek Schothorst	NED	MP MOTORSPORT	NED	R	3	243.7	2	213.4	1							228.6
6	23	Thomas Neubauer	FRA	TECH 1 RACING	FRA			243.2	8	242.1	2	242.1	7	242.1	11	241.6	10	242.2
7	85	Raúl Guzman	MEX	FORTEC MOTORSPORTS	GBR			243.2	12	242.6	16	242.1	10	242.1	11	242.1	15	242.4
8	3	Charles Milesi	FRA	R-ACE GP	FRA	R	4	242.6	7	242.1	9	241.0	10	241.0	11	241.0	13	241.6
9	24	Frank Bird	GBR	TECH 1 RACING	FRA			242.6	2	242.1	16	240.5	7	240.0	8	240.0	10	241.0
10	62	Thomas Maxwell	AUS	JD MOTORSPORT	ITA			242.6	2	212.5	1							227.6
11	32	Alex Peroni	AUS	MP MOTORSPORT	NED			242.1	16	241.6	9	241.6	11	241.6	15	240.5	2	241.5
12	61	Lorenzo Colombo	ITA	JD MOTORSPORT	ITA	R	5	242.1	15	241.0	8	241.0	12	240.5	9	240.5	10	241.0
13	84	Vladimir Tziortzis	RUS	FORTEC MOTORSPORTS	GBR	R	6	241.6	8	241.6	9	241.0	15	241.0	16	240.5	11	241.1
14	2	Logan Sargeant	USA	R-ACE GP	FRA	R	7	241.0	7	241.0	8	241.0	11	240.5	9	240.5	10	240.8
15	21	Neil Verhagen	USA	TECH 1 RACING	FRA			241.0	2	241.0	9	241.0	10	240.0	7	240.0	8	240.6
16	22	Alexander Smolyar	RUS	TECH 1 RACING	FRA	R	8	241.0	8	241.0	10	240.5	9	240.5	15	240.0	13	240.6
17	43	Sami Taoufik	MAR	ARDEN	GBR	R	9	241.0	2	223.6	1	164.6	3					209.7
18	31	Christian Lundgaard	DEN	MP MOTORSPORT	NED	R	10	240.5	8	239.4	14	239.4	15	239.4	16	238.9	9	239.5
19	42	Nikita Volegov	RUS	ARDEN	GBR	R	11	240.5	2	222.6	1							231.6
20	54	Christian Munoz	COL	AVF BY ADRIAN VALLES	ESP	R	12	238.9	15	237.3	7	237.3	13	237.3	16	236.8	10	237.5
21	53	Eliseo Martinez	ESP	AVF BY ADRIAN VALLES	ESP	R	13	238.4	12	237.8	11	237.3	14	236.8	10	236.8	13	237.4
22	63	Najiy Razak	MAS	JD MOTORSPORT	ITA			238.4	2	222.2	1							230.3
23	51	Axel Matus	MEX	AVF BY ADRIAN VALLES	ESP			237.8	8	237.3	7	230.2	2	217.7	1	164.3	3	217.5
24	4	Victor Martins	FRA	R-ACE GP	FRA	R	14	234.7	2	173.3	1							204.0





Circuit de Barcelona
 Formula Renault Eurocup
 Race - 1
 Fastest Laps Sequence

**FORMULA
 RENAULT**
 EURO CUP

Lap	Time of Day	Session Time	Nº	Driver	Nat	Competitor	Nat	Rookie	Time	Km/h
2	12:52:00.828	3:35.828	31	Christian Lundgaard	DEN	MP MOTORSPORT	NED	R	1:47.174	156.3
7	13:04:37.970	16:12.970	31	Christian Lundgaard	DEN	MP MOTORSPORT	NED	R	1:44.518	160.3
8	13:06:21.844	17:56.844	31	Christian Lundgaard	DEN	MP MOTORSPORT	NED	R	1:43.873	161.3
9	13:08:05.399	19:40.399	31	Christian Lundgaard	DEN	MP MOTORSPORT	NED	R	1:43.555	161.8





Circuit de Barcelona
Formula Renault Eurocup
Race - 1
Event Best Maximum Speed

**FORMULA
RENAULT**
EUROCUP

Nº	Driver	Nat	Competitor	Nat	Rookie	Km/h	Session
41	Oscar Piastrì	AUS	ARDEN	GBR	R	248.8	Race - 1
16	Yifei Ye	CHN	JOSEF KAUFMANN RACING	GER		247.1	Race - 1
63	Najiy Razak	MAS	JD MOTORSPORT	ITA		244.3	Collective test 2
33	Freek Schothorst	NED	MP MOTORSPORT	NED	R	243.7	Race - 1
11	Clément Novalak	GBR	JOSEF KAUFMANN RACING	GER	R	243.7	Race - 1
1	Max Fewtrell	GBR	R-ACE GP	FRA		243.7	Race - 1
23	Thomas Neubauer	FRA	TECH 1 RACING	FRA		243.2	Race - 1
85	Raúl Guzman	MEX	FORTEC MOTORSPORTS	GBR		243.2	Race - 1
62	Thomas Maxwell	AUS	JD MOTORSPORT	ITA		242.6	Collective test 2
24	Frank Bird	GBR	TECH 1 RACING	FRA		242.6	Race - 1
3	Charles Milesi	FRA	R-ACE GP	FRA	R	242.6	Race - 1
61	Lorenzo Colombo	ITA	JD MOTORSPORT	ITA	R	242.1	Race - 1
32	Alex Peroni	AUS	MP MOTORSPORT	NED		242.1	Race - 1
42	Nikita Volegov	RUS	ARDEN	GBR	R	241.6	Collective test 1
84	Vladimir Tziortzis	RUS	FORTEC MOTORSPORTS	GBR	R	241.6	Race - 1
22	Alexander Smolyar	RUS	TECH 1 RACING	FRA	R	241.0	Collective test 1
43	Sami Taoufik	MAR	ARDEN	GBR	R	241.0	Collective test 2
21	Neil Verhagen	USA	TECH 1 RACING	FRA		241.0	Race - 1
2	Logan Sargeant	USA	R-ACE GP	FRA	R	241.0	Race - 1
4	Victor Martins	FRA	R-ACE GP	FRA	R	240.5	Collective test 2
31	Christian Lundgaard	DEN	MP MOTORSPORT	NED	R	240.5	Collective test 2
54	Christian Munoz	COL	AVF BY ADRIAN VALLES	ESP	R	238.9	Race - 1
51	Axel Matus	MEX	AVF BY ADRIAN VALLES	ESP		238.4	Collective test 1
53	Eliseo Martinez	ESP	AVF BY ADRIAN VALLES	ESP	R	238.4	Race - 1





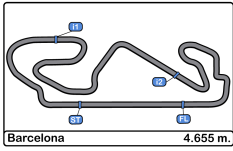
Circuit de Barcelona
Formula Renault Eurocup
Race - 1
Lap Chart



LAP

Nr	Pos	Grid	1	2	3	4	5	6	7	8	9	10	11	12	13	14	15	16
31	1	31	31	31	31	31	31	31	31	31	31	31	31	31	31	31	31	31
2	2	2	2	2	2	2	2	2	2	2	2	2	2	2	2	2	2	2
1	3	1	61	61	61	61	61	61	61	61	61	61	61	61	61	61	61	61
61	4	61	1	1	1	1	1	1	1	1	1	1	1	1	1	1	1	1
4	5	4	22	22	22	22	22	22	3	3	3	3	3	3	3	3	3	3
62	6	62	3	3	3	3	3	3	22	22	22	22	22	22	22	22	22	22
22	7	22	62	21	21	21	21	21	21	21	21	21	21	21	21	21	21	21
41	8	41	41	32	32	32	32	32	32	16	16	16	16	16	16	16	16	16
3	9	3	21	16	16	16	16	16	16	32	32	32	32	32	32	32	32	32
24	10	24	32	85	85	85	85	85	85	85	85	85	85	85	85	85	85	24
32	11	32	24	24	24	24	24	24	24	24	24	24	24	24	24	24	41	53
21	12	21	16	54	54	54	54	54	54	41	41	41	41	41	41	41	24	54
54	13	54	85	53	53	53	53	53	41	54	54	54	53	53	53	53	53	84
16	14	16	54	41	41	41	41	41	53	53	53	53	54	54	54	54	54	23
53	15	53	53	23	23	23	23	23	23	23	23	23	11	84	84	84	84	
85	16	85	63	43	84	84	84	84	84	84	11	84	23	23	23	23	23	
11	17	11	42	84	51	51	51	51	51	11	11	84	23					
51	18	51	33	51	11	11	11	11	11	51								
63	19	63	23	11														
42	20	42	43	62														
84	21	84	84	4														
33	22	33	51															
23	23	23	11															
43	24	43	4															


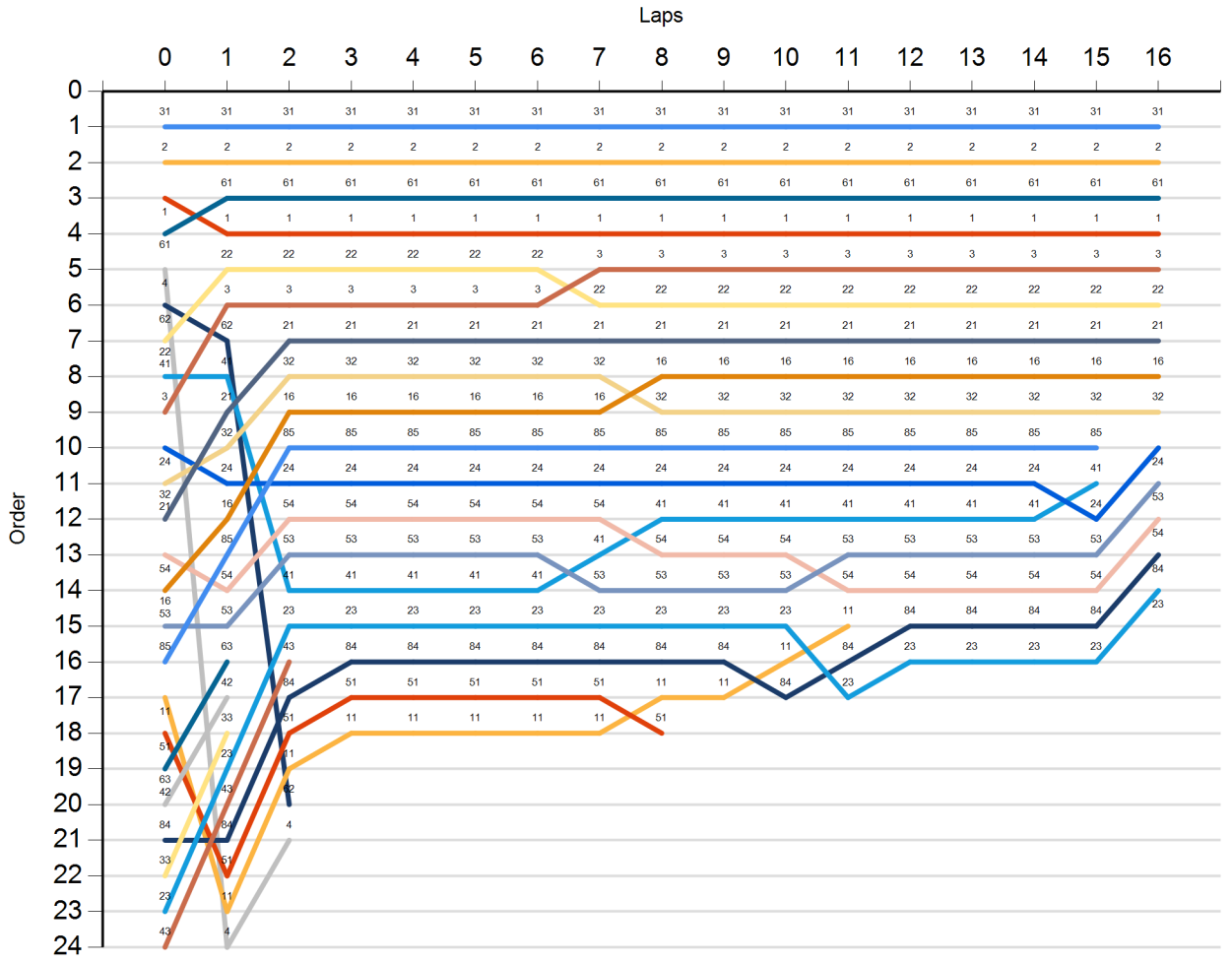


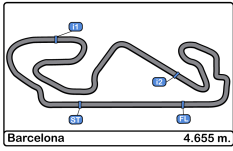


Circuit de Barcelona
 Formula Renault Eurocup
 Race - 1
 Graphic Lap Chart



- 31
- 2
- 1
- 61
- 4
- 62
- 22
- 41
- 3
- 24
- 32
- 21
- 54
- 16
- 53
- 85
- 11
- 51
- 63
- 42
- 84
- 33
- 23
- 43





Circuit de Barcelona
Formula Renault Eurocup
Race - 1
Pit Stop Analysis

FORMULA
RENAULT
EUROCUP

Nº	In	Day	Time	Driver	Nat	Competitor	Nat	In Time	Stop Nº	Pit Time	Handicap	Penalty
----	----	-----	------	--------	-----	------------	-----	---------	---------	----------	----------	---------



