

**Hockenheimring**  
**TCR Europe**  
**Race - 1**  
**Provisional Results**



Cls	N°	Driver	Nat	Team	Nat	Vehicle	Laps	Total Time	Gap	Interval	Km/h	Best	Time	Km/h
1	9	Josh Files	GBR	Target Competition	GBR	Hyundai i30 N TCR	12	<b>22:57.274</b>			143.4	3	1:48.464	151.8
2	8	Luca Engstler	GER	M1RA Motorsport	GER	Hyundai i30 N TCR	12	<b>22:59.581</b>	2.307	2.307	143.2	2	1:48.896	151.2
3	88	Maxime Potty	BEL	Team WRT	BEL	Volkswagen Golf GTI TCR	12	<b>23:00.065</b>	2.791	0.484	143.1	2	1:48.683	151.5
4	24	Julien Briché	FRA	JSB Compétition	FRA	Peugeot 308 TCR	12	<b>23:00.965</b>	3.691	0.900	143.0	3	1:48.550	151.6
5	19	Andreas Bäckman	SW	Target Competition	SW	Hyundai i30 N TCR	12	<b>23:01.583</b>	4.309	0.618	143.0	3	1:48.706	151.4
6	55	Santiago Urrutia	URU	Team WRT	URU	Audi RS 3 LMS	12	<b>23:02.805</b>	5.531	1.222	142.8	6	1:49.590	150.2
7	7	Aurélien Comte	FRA	DG Sport Compétition	FRA	Peugeot 308 TCR	12	<b>23:04.455</b>	7.181	1.650	142.7	6	1:49.402	150.5
8	16	Gilles Magnus	BEL	Comtoy Racing	BEL	Audi RS 3 LMS	12	<b>23:04.742</b>	7.468	0.287	142.6	4	1:49.397	150.5
9	111	Teddy Clairet	FRA	Team Clairet Sport	FRA	Peugeot 308 TCR	12	<b>23:07.034</b>	9.760	2.292	142.4	5	1:50.229	149.3
10	112	Jimmy Clairet	FRA	Team Clairet Sport	FRA	Peugeot 308 TCR	12	<b>23:07.549</b>	10.275	0.515	142.4	6	1:50.496	149.0
11	50	Tom Coronel	NED	Boutsen Ginion Racing	NED	Honda Civic Type R FK7 TCR	12	<b>23:07.804</b>	10.530	0.255	142.3	5	1:49.595	150.2
12	12	Nelson Panciatici	FRA	M Racing	FRA	Hyundai i30 N TCR	12	<b>23:08.474</b>	11.200	0.670	142.3	5	1:50.190	149.4
13	26	Jessica Bäckman	SW	Target Competition	SW	Hyundai i30 N TCR	12	<b>23:09.913</b>	12.639	1.439	142.1	6	1:49.969	149.7
14	62	Dušan Borković	SRB	Target Competition	SRB	Hyundai i30 N TCR	12	<b>23:13.236</b>	15.962	3.323	141.8	5	1:50.652	148.8
15	27	John Filippi	FRA	Vuković Motorsport	FRA	Renault Mégane RS TCR	12	<b>23:13.462</b>	16.188	0.226	141.8	6	1:50.344	149.2
16	25	Natan Bihel	FRA	M Racing	FRA	Hyundai i30 N TCR	12	<b>23:13.657</b>	16.383	0.195	141.7	6	1:50.791	148.6
17	3	Davit Kajaia	GEO	PCR Sport with Georgia	GEO	CUPRA TCR	12	<b>23:14.094</b>	16.820	0.437	141.7	4	1:50.962	148.3
18	96	Abdulla Ali Al-Khelaifi	QAT	QMMF Racing by PCR Sport	QAT	CUPRA TCR	12	<b>23:14.284</b>	17.010	0.190	141.7	11	1:50.923	148.4
19	10	Viktor Davidovski	MKD	PSS Racing Team	MKD	Honda Civic Type R FK7 TCR	12	<b>23:14.589</b>	17.315	0.305	141.6	11	1:50.975	148.3
20	5	Alex Morgan	GBR	Wolf-Power Racing	GBR	Renault Mégane RS TCR	12	<b>23:17.255</b>	19.981	2.666	141.4	2	1:51.668	147.4
21	46	Olli Kangas	FIN	WestCoast Racing	FIN	Volkswagen Golf GTI TCR	12	<b>23:17.444</b>	20.170	0.189	141.3	6	1:51.720	147.3
22	17	Martin Ryba	SVK	Brutal Fish Racing Team	SVK	Honda Civic Type R FK7 TCR	12	<b>23:18.911</b>	21.637	1.467	141.2	6	1:51.440	147.7
23	99	Dániel Nagy	HUN	M1RA Motorsport	HUN	Hyundai i30 N TCR	12	<b>23:19.951</b>	22.677	1.040	141.1	5	1:51.106	148.2
24	21	Marie Baus-Coppens	FRA	JSB Compétition	FRA	CUPRA TCR	12	<b>23:37.939</b>	40.665	17.988	139.3	2	1:50.842	148.5
25	23	Tamás Tenke	HUN	Zengő Motorsport	HUN	CUPRA TCR	11	<b>23:29.542</b>	1 Lap	1 Lap	128.5	4	1:49.065	150.9
<b>Not classified: (Requirements: 75% of number laps of leader = 9 Laps)</b>														
	81	Stéphane Ventaja	FRA	Team Clairet Sport	FRA	Peugeot 308 TCR	6	<b>11:29.047</b>	6 Laps	5 Laps	143.3	6	1:51.574	147.5
	70	Mat'o Homola	SVK	Target Competition	SVK	Hyundai i30 N TCR	6	<b>11:29.275</b>	6 Laps	0.228	143.3	6	1:51.481	147.7
	30	Luca Filippi	ITA	BRC Racing Team	ITA	Hyundai i30 N TCR	4	<b>8:09.854</b>	8 Laps	2 Laps	134.4	2	1:53.104	145.5
	34	Stian Paulsen	NOR	Stian Paulsen Racing	NOR	CUPRA TCR	2	<b>3:55.630</b>	10 Laps	2 Laps	139.7	2	1:55.574	142.4
	44	Lilou Wadoux	FRA	JSB Compétition	FRA	Peugeot 308 TCR	2	<b>4:26.162</b>	10 Laps	30.532	123.7	1	2:03.125	133.7
	123	Daniel Lloyd	GBR	Brutal Fish Racing Team	GBR	Honda Civic Type R FK7 TCR	1	<b>1:58.975</b>	11 Laps	1 Lap	138.4	1	1:58.975	138.4
	45	Gianni Morbidelli	ITA	WestCoast Racing	ITA	Volkswagen Golf GTI TCR	1	<b>2:00.979</b>	11 Laps	2.004	136.1	1	2:00.979	136.1

**Fastest lap FILES in 1:48.464 at 151.8 Km/h in lap 3**

PROVISIONAL RESULTS ACCORDING TO ART. 147. 2019 SPORTING REGULATIONS

Published at:.....

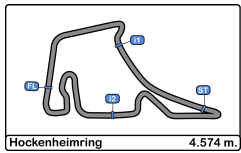
Track Temp: **34.7 °C** Air Temp: **21.6 °C** Humidity: **47 %** Track Status: **DRY**

Stewards:

Race Director:

Timekeeper:





Hockenheimring

TCR Europe

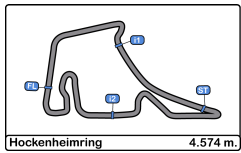
Race - 1

Provisional Classification by Driver Fastest Lap



Cls	Nº	Driver	Nat	Team	Nat	Vehicle	Laps	Best	Time	Gap	Interval	Km/h
1	9	Josh Files	GBR	Target Competition	GBR	Hyundai i30 N TCR	12	3	<b>1:48.464</b>			151.8
2	24	Julien Briché	FRA	JSB Compétition	FRA	Peugeot 308 TCR	12	3	<b>1:48.550</b>	0.086	0.086	151.6
3	88	Maxime Potty	BEL	Team WRT	BEL	Volkswagen Golf GTI TCR	12	2	<b>1:48.683</b>	0.219	0.133	151.5
4	19	Andreas Bäckma	SWE	Target Competition	SWE	Hyundai i30 N TCR	12	3	<b>1:48.706</b>	0.242	0.023	151.4
5	8	Luca Engstler	GER	M1RA Motorsport	GER	Hyundai i30 N TCR	12	2	<b>1:48.896</b>	0.432	0.190	151.2
6	23	Tamás Tenke	HUN	Zengő Motorsport	HUN	CUPRA TCR	11	4	<b>1:49.065</b>	0.601	0.169	150.9
7	16	Gilles Magnus	BEL	Comtoy Racing	BEL	Audi RS 3 LMS	12	4	<b>1:49.397</b>	0.933	0.332	150.5
8	7	Aurélien Comte	FRA	DG Sport Compétition	FRA	Peugeot 308 TCR	12	6	<b>1:49.402</b>	0.938	0.005	150.5
9	55	Santiago Urrutia	URU	Team WRT	URU	Audi RS 3 LMS	12	6	<b>1:49.590</b>	1.126	0.188	150.2
10	50	Tom Coronel	NED	Boutsen Ginion Racing	NED	Honda Civic Type R FK7 TCR	12	5	<b>1:49.595</b>	1.131	0.005	150.2
11	26	Jessica Bäckman	SWE	Target Competition	SWE	Hyundai i30 N TCR	12	6	<b>1:49.969</b>	1.505	0.374	149.7
12	12	Nelson Panciatici	FRA	M Racing	FRA	Hyundai i30 N TCR	12	5	<b>1:50.190</b>	1.726	0.221	149.4
13	11	Teddy Clairet	FRA	Team Clairet Sport	FRA	Peugeot 308 TCR	12	5	<b>1:50.229</b>	1.765	0.039	149.3
14	27	John Filippi	FRA	Vuković Motorsport	FRA	Renault Mégane RS TCR	12	6	<b>1:50.344</b>	1.880	0.115	149.2
15	11	Jimmy Clairet	FRA	Team Clairet Sport	FRA	Peugeot 308 TCR	12	6	<b>1:50.496</b>	2.032	0.152	149.0
16	62	Dušan Borković	SRB	Target Competition	SRB	Hyundai i30 N TCR	12	5	<b>1:50.652</b>	2.188	0.156	148.8
17	25	Natan Bihel	FRA	M Racing	FRA	Hyundai i30 N TCR	12	6	<b>1:50.791</b>	2.327	0.139	148.6
18	21	Marie Baus-Copp	FRA	JSB Compétition	FRA	CUPRA TCR	12	2	<b>1:50.842</b>	2.378	0.051	148.5
19	96	Abdulla Ali Al-Kh	QAT	QMMF Racing by PCR Sport	QAT	CUPRA TCR	12	11	<b>1:50.923</b>	2.459	0.081	148.4
20	3	Davit Kajaia	GEO	PCR Sport with Georgia	GEO	CUPRA TCR	12	4	<b>1:50.962</b>	2.498	0.039	148.3
21	10	Viktor Davidovski	MKD	PSS Racing Team	MKD	Honda Civic Type R FK7 TCR	12	11	<b>1:50.975</b>	2.511	0.013	148.3
22	99	Dániel Nagy	HUN	M1RA Motorsport	HUN	Hyundai i30 N TCR	12	5	<b>1:51.106</b>	2.642	0.131	148.2
23	17	Martin Ryba	SVK	Brutal Fish Racing Team	SVK	Honda Civic Type R FK7 TCR	12	6	<b>1:51.440</b>	2.976	0.334	147.7
24	70	Mat'ó Homola	SVK	Target Competition	SVK	Hyundai i30 N TCR	6	6	<b>1:51.481</b>	3.017	0.041	147.7
25	81	Stéphane Ventaja	FRA	Team Clairet Sport	FRA	Peugeot 308 TCR	6	6	<b>1:51.574</b>	3.110	0.093	147.5
26	5	Alex Morgan	GBR	Wolf-Power Racing	GBR	Renault Mégane RS TCR	12	2	<b>1:51.668</b>	3.204	0.094	147.4
27	46	Olli Kangas	FIN	WestCoast Racing	FIN	Volkswagen Golf GTI TCR	12	6	<b>1:51.720</b>	3.256	0.052	147.3
28	30	Luca Filippi	ITA	BRC Racing Team	ITA	Hyundai i30 N TCR	4	2	<b>1:53.104</b>	4.640	1.384	145.5
29	34	Stian Paulsen	NOR	Stian Paulsen Racing	NOR	CUPRA TCR	2	2	<b>1:55.574</b>	7.110	2.470	142.4
30	12	Daniel Lloyd	GBR	Brutal Fish Racing Team	GBR	Honda Civic Type R FK7 TCR	1	1	<b>1:58.975</b>	10.511	3.401	138.4
31	45	Gianni Morbidelli	ITA	WestCoast Racing	ITA	Volkswagen Golf GTI TCR	1	1	<b>2:00.979</b>	12.515	2.004	136.1
32	44	Lilou Wadoux	FRA	JSB Compétition	FRA	Peugeot 308 TCR	2	1	<b>2:03.125</b>	14.661	2.146	133.7





Hockenheimring

TCR Europe

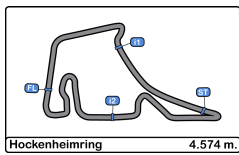
Race - 1

Distance and Speed Average



Cls	Nº	Driver	Nat	Team	Nat	Vehicle	Cls	Laps	Distance	Total Time	Km/h
1	9	Josh Files	GBR	Target Competition	GBR	Hyundai i30 N TCR	1	12	54.88	22:57.274	143.4
2	8	Luca Engstler	GER	M1RA Motorsport	GER	Hyundai i30 N TCR	2	12	54.88	22:59.581	143.2
3	88	Maxime Potty	BEL	Team WRT	BEL	Volkswagen Golf GTI TCR	1	12	54.88	23:00.065	143.1
4	24	Julien Briché	FRA	JSB Compétition	FRA	Peugeot 308 TCR	1	12	54.88	23:00.965	143.0
5	19	Andreas Bäckman	SWE	Target Competition	SWE	Hyundai i30 N TCR	3	12	54.88	23:01.583	143.0
6	55	Santiago Urrutia	URU	Team WRT	URU	Audi RS 3 LMS	1	12	54.88	23:02.805	142.8
7	7	Aurélien Comte	FRA	DG Sport Compétition	FRA	Peugeot 308 TCR	2	12	54.88	23:04.455	142.7
8	16	Gilles Magnus	BEL	Comtoy Racing	BEL	Audi RS 3 LMS	2	12	54.88	23:04.742	142.6
9	111	Teddy Clairet	FRA	Team Clairet Sport	FRA	Peugeot 308 TCR	3	12	54.88	23:07.034	142.4
10	112	Jimmy Clairet	FRA	Team Clairet Sport	FRA	Peugeot 308 TCR	4	12	54.88	23:07.549	142.4
11	50	Tom Coronel	NED	Boutsen Ginion Racing	NED	Honda Civic Type R FK7 TCR	1	12	54.88	23:07.804	142.3
12	12	Nelson Panciatici	FRA	M Racing	FRA	Hyundai i30 N TCR	4	12	54.88	23:08.474	142.3
13	26	Jessica Bäckman	SWE	Target Competition	SWE	Hyundai i30 N TCR	5	12	54.88	23:09.913	142.1
14	62	Dušan Borković	SRB	Target Competition	SRB	Hyundai i30 N TCR	6	12	54.88	23:13.236	141.8
15	27	John Filippi	FRA	Vuković Motorsport	FRA	Renault Mégane RS TCR	1	12	54.88	23:13.462	141.8
16	25	Natan Bihel	FRA	M Racing	FRA	Hyundai i30 N TCR	7	12	54.88	23:13.657	141.7
17	3	Davit Kajaia	GEO	PCR Sport with Georgia	GEO	CUPRA TCR	1	12	54.88	23:14.094	141.7
18	96	Abdulla Ali Al-Khelaifi	QAT	QMMF Racing by PCR Sport	QAT	CUPRA TCR	2	12	54.88	23:14.284	141.7
19	10	Viktor Davidovski	MKD	PSS Racing Team	MKD	Honda Civic Type R FK7 TCR	2	12	54.88	23:14.589	141.6
20	5	Alex Morgan	GBR	Wolf-Power Racing	GBR	Renault Mégane RS TCR	2	12	54.88	23:17.255	141.4
21	46	Olli Kangas	FIN	WestCoast Racing	FIN	Volkswagen Golf GTI TCR	2	12	54.88	23:17.444	141.3
22	17	Martin Ryba	SVK	Brutal Fish Racing Team	SVK	Honda Civic Type R FK7 TCR	3	12	54.88	23:18.911	141.2
23	99	Dániel Nagy	HUN	M1RA Motorsport	HUN	Hyundai i30 N TCR	8	12	54.88	23:19.951	141.1
24	21	Marie Baus-Coppens	FRA	JSB Compétition	FRA	CUPRA TCR	3	12	54.88	23:37.939	139.3
25	23	Tamás Tenke	HUN	Zengő Motorsport	HUN	CUPRA TCR	4	11	50.31	23:29.542	128.5
<b>Not classified: (Requirements: 75% of number laps of leader = 9 Laps)</b>											
81		Stéphane Ventaja	FRA	Team Clairet Sport	FRA	Peugeot 308 TCR	5	6	27.44	11:29.047	143.3
70		Mat'o Homola	SVK	Target Competition	SVK	Hyundai i30 N TCR	9	6	27.44	11:29.275	143.3
30		Luca Filippi	ITA	BRC Racing Team	ITA	Hyundai i30 N TCR	10	4	18.29	8:09.854	134.4
34		Stian Paulsen	NOR	Stian Paulsen Racing	NOR	CUPRA TCR	5	2	09.14	3:55.630	139.7
44		Lilou Wadoux	FRA	JSB Compétition	FRA	Peugeot 308 TCR	6	2	09.14	4:26.162	123.7
123		Daniel Lloyd	GBR	Brutal Fish Racing Team	GBR	Honda Civic Type R FK7 TCR	4	1	04.57	1:58.975	138.4
45		Gianni Morbidelli	ITA	WestCoast Racing	ITA	Volkswagen Golf GTI TCR	3	1	04.57	2:00.979	136.1





**Hockenheimring**  
**TCR Europe**  
**Race - 1**  
**Lap Analysis**



**3**

Davit Kajaia

CUPRA TCR **8**

Luca Engstler

Hyundai i30 N TCR

PCR Sport with Georgia

M1RA Motorsport

Lap D	Time	Sector 1	Sector 2	Sector 3	T. Spd	Elapsed	Lap D	Time	Sector 1	Sector 2	Sector 3	T. Spd	Elapsed
1	2:05.327	35.910	53.161	36.256	230.7	2:05.327	1	1:56.351	30.123	51.921	34.307	232.2	1:56.351
2	1:51.872	24.529	51.907	35.436	235.2	3:57.199	2	1:48.896	23.618	50.737	34.541	230.2	3:45.247
3	1:51.760	24.681	51.757	35.322	239.4	5:48.959	3	1:48.909	23.643	50.847	34.419	230.7	5:34.156
4	1:50.962	23.868	51.460	35.634	228.8	7:39.921	4	1:49.137	23.577	50.827	34.733	229.7	7:23.293
5	1:51.128	24.391	51.389	35.348	230.7	9:31.049	5	1:49.469	23.672	50.859	34.938	229.2	9:12.762
6	1:51.183	24.282	51.524	35.377	228.8	11:22.232	6	1:49.469	23.696	51.143	34.630	230.2	11:02.231
7	1:52.787	24.748	52.233	35.806	228.8	13:15.019	7	1:50.017	24.017	51.328	34.672	230.2	12:52.248
8	1:55.912	24.408	52.857	38.647	228.3	15:10.931	8	1:55.872	24.093	52.425	39.354	228.8	14:48.120
9	2:24.736	26.760	1:08.210	49.766	205.3	17:35.667	9	2:42.173	30.101	1:18.382	53.690	150.6	17:30.293
10	1:52.791	24.394	52.551	35.846	230.2	19:28.458	10	1:49.493	23.794	50.980	34.719	229.2	19:19.786
11	1:52.418	24.498	52.096	35.824	234.2	21:20.876	11	1:50.050	23.915	51.221	34.914	229.2	21:09.836
12	1:53.218	24.663	52.514	36.041	229.2	23:14.094	12	1:49.745	23.761	51.230	34.754	227.8	22:59.581

**5**

Alex Morgan

Renault Mégane RS TCR **9**

Josh Files

Hyundai i30 N TCR

Wolf-Power Racing

Target Competition

Lap D	Time	Sector 1	Sector 2	Sector 3	T. Spd	Elapsed	Lap D	Time	Sector 1	Sector 2	Sector 3	T. Spd	Elapsed
1	2:07.738	37.463	52.806	37.469	233.7	2:07.738	1	1:55.068	29.936	50.981	34.151	229.7	1:55.068
2	1:51.668	24.618	51.479	35.571	235.8	3:59.406	2	1:48.719	23.762	50.816	34.141	227.8	3:43.787
3	1:52.243	24.545	52.018	35.680	230.7	5:51.649	3	1:48.464	23.723	50.612	34.129	228.3	5:32.251
4	1:52.588	24.643	52.148	35.797	235.2	7:44.237	4	1:48.636	23.752	50.732	34.152	227.8	7:20.887
5	1:52.274	24.814	51.848	35.612	237.3	9:36.511	5	1:48.936	23.851	50.736	34.349	229.2	9:09.823
6	1:52.019	24.662	51.618	35.739	234.7	11:28.530	6	1:48.831	23.736	50.801	34.294	229.2	10:58.654
7	1:51.706	24.608	51.429	35.669	234.7	13:20.236	7	1:49.321	23.926	50.886	34.509	227.8	12:47.975
8	1:58.350	24.689	55.334	38.327	234.2	15:18.586	8	1:58.359	23.876	52.046	42.437	228.3	14:46.334
9	2:21.265	25.602	1:05.663	50.000	233.2	17:39.851	9	2:42.956	30.205	1:19.258	53.493	140.4	17:29.290
10	1:53.175	24.708	52.290	36.177	235.8	19:33.026	10	1:49.197	23.815	50.916	34.466	227.8	19:18.487
11	1:51.979	24.611	51.550	35.818	234.2	21:25.005	11	1:49.464	23.876	51.021	34.567	227.3	21:07.951
12	1:52.250	24.669	51.809	35.772	233.7	23:17.255	12	1:49.323	23.772	50.885	34.666	228.3	22:57.274

**7**

Aurélien Comte

Peugeot 308 TCR **10**

Viktor Davidovski

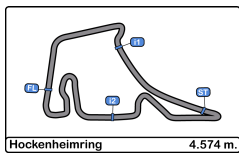
Honda Civic Type R FK7 TCR

DG Sport Compétition

PSS Racing Team

Lap D	Time	Sector 1	Sector 2	Sector 3	T. Spd	Elapsed	Lap D	Time	Sector 1	Sector 2	Sector 3	T. Spd	Elapsed
1	1:58.492	31.474	51.939	35.079	237.3	1:58.492	1	2:05.781	36.429	52.878	36.474	231.7	2:05.781
2	1:53.612	26.726	51.903	34.983	232.7	3:52.104	2	1:52.249	24.561	51.890	35.798	237.3	3:58.030
3	1:50.722	24.560	51.448	34.714	229.2	5:42.826	3	1:53.019	24.589	52.908	35.522	239.4	5:51.049
4	1:49.849	24.082	51.039	34.728	232.2	7:32.675	4	1:52.597	24.950	51.994	35.653	236.8	7:43.646
5	1:49.957	23.969	50.978	35.010	232.2	9:22.632	5	1:51.482	24.716	51.562	35.204	237.8	9:35.128
6	1:49.402	23.835	50.861	34.706	232.2	11:12.034	6	1:51.180	24.532	51.296	35.352	233.2	11:26.308
7	1:49.705	23.855	51.044	34.806	231.7	13:01.739	7	1:51.090	24.440	51.365	35.285	231.2	13:17.398
8	1:54.785	24.450	51.960	38.375	230.2	14:56.524	8	1:58.435	24.514	56.400	37.521	236.3	15:15.833
9	2:36.128	28.377	1:16.159	51.592	156.9	17:32.652	9	2:22.468	25.960	1:06.946	49.562	216.4	17:38.301
10	1:50.901	24.291	51.163	35.447	240.0	19:23.553	10	1:52.518	24.892	52.364	35.262	233.2	19:30.819
11	1:50.292	24.135	50.972	35.185	236.3	21:13.845	11	1:50.975	24.441	51.230	35.304	233.2	21:21.794
12	1:50.610	24.032	51.085	35.493	238.4	23:04.455	12	1:52.795	24.609	52.636	35.550	235.2	23:14.589





**Hockenheimring**  
**TCR Europe**  
**Race - 1**  
**Lap Analysis**



**12** Nelson Panciatici Hyundai i30 N TCR **19** Andreas Bäckman Hyundai i30 N TCR  
M Racing Target Competition

Lap D	Time	Sector 1	Sector 2	Sector 3	T. Spd	Elapsed	Lap D	Time	Sector 1	Sector 2	Sector 3	T. Spd	Elapsed
1	2:05.057	35.344	53.672	36.041	229.7	2:05.057	1	1:57.683	31.236	51.637	34.810	234.7	1:57.683
2	1:51.602	24.363	51.360	35.879	233.7	3:56.659	2	1:49.992	24.101	51.268	34.623	234.2	3:47.675
3	1:51.585	24.770	51.942	34.873	236.3	5:48.244	3	1:48.706	23.685	50.744	34.277	234.7	5:36.381
4	1:50.532	24.001	51.632	34.899	227.3	7:38.776	4	1:48.838	23.681	50.737	34.420	232.2	7:25.219
5	1:50.190	24.048	51.411	34.731	229.7	9:28.966	5	1:49.189	23.733	50.792	34.664	232.7	9:14.408
6	1:50.228	24.027	51.468	34.733	229.2	11:19.194	6	1:49.306	23.718	50.941	34.647	233.2	11:03.714
7	1:50.269	23.944	51.403	34.922	230.7	13:09.463	7	1:50.784	24.083	51.175	35.526	233.2	12:54.498
8	1:59.682	24.209	56.493	38.980	230.7	15:09.145	8	1:57.038	24.020	52.946	40.072	233.7	14:51.536
9	2:24.726	25.937	1:08.969	49.820	171.7	17:33.871	9	2:40.050	30.876	1:16.636	52.538	149.1	17:31.586
10	1:53.033	24.502	52.873	35.658	234.7	19:26.904	10	1:49.867	24.141	51.084	34.642	236.8	19:21.453
11	1:50.694	24.122	51.509	35.063	231.7	21:17.598	11	1:49.959	24.060	51.097	34.802	234.7	21:11.412
12	1:50.876	24.271	51.561	35.044	230.7	23:08.474	12	1:50.171	24.075	51.283	34.813	233.7	23:01.583

**16** Gilles Magnus Audi RS 3 LMS **21** Marie Baus-Coppens CUPRA TCR  
Comtoy Racing JSB Compétition

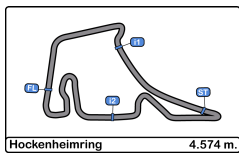
Lap D	Time	Sector 1	Sector 2	Sector 3	T. Spd	Elapsed	Lap D	Time	Sector 1	Sector 2	Sector 3	T. Spd	Elapsed
1	1:57.342	31.060	51.555	34.727	238.9	1:57.342	1	2:09.235	38.092	52.792	38.351	232.7	2:09.235
2	1:50.997	25.350	51.077	34.570	234.7	3:48.339	2	1:50.842	24.312	51.620	34.910	237.3	4:00.077
3	1:49.630	23.812	51.261	34.557	236.8	5:37.969	3	1:52.773	24.611	51.685	36.477	238.4	5:52.850
4	1:49.397	23.801	50.926	34.670	234.2	7:27.366	4	1:52.247	24.479	52.346	35.422	236.3	7:45.097
5	1:50.020	23.963	51.379	34.678	234.2	9:17.386	5	1:56.982	24.534	52.704	39.744	236.3	9:42.079
6	1:49.606	23.913	51.016	34.677	234.2	11:06.992	6	1:57.923	24.821	55.684	37.418	207.2	11:40.002
7	1:49.947	23.887	51.202	34.858	233.7	12:56.939	7	1:59.167	26.419	55.305	37.443	204.1	13:39.169
8	1:57.219	23.993	52.673	40.553	234.2	14:54.158	8	2:06.889	26.829	1:01.542	38.518	203.0	15:46.058
9	2:37.942	30.028	1:15.628	52.286	149.5	17:32.100	9	1:59.574	26.260	55.328	37.986	173.3	17:45.632
10	1:50.911	24.229	51.124	35.558	238.9	19:23.011	10	1:58.769	26.217	54.850	37.702	206.5	19:44.401
11	1:50.263	24.152	51.030	35.081	236.8	21:13.274	11	1:58.157	26.005	55.174	36.978	205.3	21:42.558
12	1:51.468	24.272	51.172	36.024	236.8	23:04.742	12	1:55.381	25.893	52.977	36.511	213.0	23:37.939

**17** Martin Ryba Honda Civic Type R FK7 TCR **23** Tamás Tenke CUPRA TCR  
Brutal Fish Racing Team Zengő Motorsport

Lap D	Time	Sector 1	Sector 2	Sector 3	T. Spd	Elapsed	Lap D	Time	Sector 1	Sector 2	Sector 3	T. Spd	Elapsed
1	2:07.667	37.259	52.678	37.730	228.8	2:07.667	1	2:08.363		1:32.693	35.670	210.5	2:08.363
2	1:53.225	25.061	52.605	35.559	233.2	4:00.892	2	2:28.351 P	36.445	1:04.996	46.910	159.2	4:36.714
3	1:52.135	24.438	51.295	36.402	232.7	5:53.027	3	4:02.133	2:35.838	51.592	34.703	227.3	8:38.847
4	1:56.105	24.520	51.745	39.840	236.3	7:49.132	4	1:49.065	24.073	50.691	34.301	229.7	10:27.912
5	1:52.277	24.613	51.621	36.043	228.8	9:41.409	5	1:49.319	23.881	50.649	34.789	229.7	12:17.231
6	1:51.440	24.435	51.570	35.435	228.3	11:32.849	6	1:51.020	24.011	50.693	36.316	229.2	14:08.251
7	1:51.538	24.487	51.641	35.410	228.3	13:24.387	7	1:56.100	26.001	52.428	37.671	224.0	16:04.351
8	1:56.233	24.452	53.615	38.166	227.3	15:20.620	8	1:53.329	25.406	51.953	35.970	229.2	17:57.680
9	2:20.376	25.591	1:04.632	50.153	231.2	17:40.996	9	1:50.086	24.049	50.923	35.114	230.7	19:47.766
10	1:53.294	24.451	51.662	37.181	232.2	19:34.290	10	1:51.208	24.344	51.301	35.563	231.7	21:38.974
11	1:52.948	24.819	52.350	35.779	233.2	21:27.238	11	1:50.568	24.418	50.951	35.199	230.7	23:29.542
12	1:51.673	24.180	51.437	36.056	231.2	23:18.911							







**Hockenheimring**  
**TCR Europe**  
**Race - 1**  
**Lap Analysis**



**24**

Julien Briché

Peugeot 308 TCR

**27**

John Filippi

Renault Mégane RS TCR

JSB Compétition

Vuković Motorsport

Lap	D	Time	Sector 1	Sector 2	Sector 3	T. Spd	Elapsed	Lap	D	Time	Sector 1	Sector 2	Sector 3	T. Spd	Elapsed
1		1:58.009	31.717	51.343	34.949	241.0	1:58.009	1		2:03.643	35.042	53.482	35.119	236.3	2:03.643
2		1:49.034	24.011	50.669	34.354	235.2	3:47.043	2		1:52.722	24.300	52.013	36.409	238.4	3:56.365
3		1:48.550	23.754	50.589	34.207	232.7	5:35.593	3		1:53.924	25.244	52.887	35.793	238.9	5:50.289
4		1:48.823	23.619	50.755	34.449	233.7	7:24.416	4		1:52.888	24.496	52.274	36.118	235.2	7:43.177
5		1:49.077	23.769	50.676	34.632	234.2	9:13.493	5		1:50.783	24.246	51.340	35.197	235.2	9:33.960
6		1:49.616	23.856	50.938	34.822	238.4	11:03.109	6		1:50.344	24.364	50.970	35.010	236.8	11:24.304
7		1:50.779	24.035	51.432	35.312	234.2	12:53.888	7		1:51.927	24.317	52.029	35.581	235.8	13:16.231
8		1:56.873	24.213	52.664	39.996	234.7	14:50.761	8		1:55.095	24.466	52.142	38.487	236.3	15:11.326
9		2:40.632	30.639	1:17.028	52.965	161.1	17:31.393	9		2:25.006	26.937	1:07.970	50.099	206.8	17:36.332
10		1:49.685	24.053	51.030	34.602	234.7	19:21.078	10		1:51.593	24.405	51.479	35.709	238.9	19:27.925
11		1:49.790	24.049	50.849	34.892	234.7	21:10.868	11		1:52.485	24.836	51.926	35.723	239.4	21:20.410
12		1:50.097	24.196	51.024	34.877	233.7	23:00.965	12		1:53.052	24.515	52.241	36.296	236.3	23:13.462

**25**

Natan Bihel

Hyundai i30 N TCR

**30**

Luca Filippi

Hyundai i30 N TCR

M Racing

BRC Racing Team

Lap	D	Time	Sector 1	Sector 2	Sector 3	T. Spd	Elapsed	Lap	D	Time	Sector 1	Sector 2	Sector 3	T. Spd	Elapsed
1		2:06.527	37.043	52.771	36.713	228.3	2:06.527	1		1:58.713	32.113	51.738	34.862	231.2	1:58.713
2		1:51.866	24.712	51.381	35.773	233.7	3:58.393	2		1:53.104	25.921	51.448	35.735	228.8	3:51.817
3		1:52.052	24.535	52.210	35.307	231.7	5:50.445	3		1:53.646	24.731	52.479	36.436	229.7	5:45.463
4		1:52.184	24.698	51.993	35.493	232.7	7:42.629	4		2:24.391 P	24.886	51.627	1:07.878	230.7	8:09.854
5		1:51.723	24.502	52.216	35.005	232.2	9:34.352								
6		1:50.791	24.724	51.247	34.820	231.7	11:25.143								
7		1:51.195	24.275	51.656	35.264	231.2	13:16.338								
8		1:56.012	24.906	52.677	38.429	233.2	15:12.350								
9		2:24.179	26.608	1:08.026	49.545	198.1	17:36.529								
10		1:52.136	24.648	51.874	35.614	234.7	19:28.665								
11		1:52.626	24.746	52.078	35.802	235.2	21:21.291								
12		1:52.366	24.725	51.641	36.000	233.2	23:13.657								

**34**

Stian Paulsen

CUPRA TCR

Stian Paulsen Racing

Lap	D	Time	Sector 1	Sector 2	Sector 3	T. Spd	Elapsed
1		2:00.056	32.309	52.667	35.080	234.2	2:00.056
2		1:55.574	25.571	54.080	35.923	237.3	3:55.630

**44**

Lilou Wadoux

Peugeot 308 TCR

JSB Compétition

Lap	D	Time	Sector 1	Sector 2	Sector 3	T. Spd	Elapsed
1		2:03.125	34.482	52.389	36.254	233.7	2:03.125
2		2:23.037 P	24.398	1:07.915	50.724	160.9	4:26.162

**26**

Jessica Bäckman

Hyundai i30 N TCR

Target Competition

Lap	D	Time	Sector 1	Sector 2	Sector 3	T. Spd	Elapsed
1		2:00.795	33.136	52.452	35.207	230.2	2:00.795
2		1:55.493	25.013	54.377	36.103	231.2	3:56.288
3		1:53.407	24.671	53.121	35.615	231.2	5:49.695
4		1:52.557	24.903	52.091	35.563	231.2	7:42.252
5		1:50.697	24.431	51.554	34.712	233.7	9:32.949
6		1:49.969	24.176	50.991	34.802	234.2	11:22.918
7		1:50.607	24.295	51.714	34.598	232.7	13:13.525
8		1:56.193	24.053	53.345	38.795	229.2	15:09.718
9		2:24.502	26.212	1:09.145	49.145	180.0	17:34.220
10		1:53.483	24.367	52.667	36.449	230.7	19:27.703
11		1:51.283	24.547	51.778	34.958	232.2	21:18.986
12		1:50.927	24.052	51.697	35.178	232.7	23:09.913

**45**

Gianni Morbidelli

Volkswagen Golf GTI TCR

WestCoast Racing

Lap	D	Time	Sector 1	Sector 2	Sector 3	T. Spd	Elapsed
1		2:00.979	32.912	53.000	35.067	236.8	2:00.979
2			25.084			233.2	

**46**

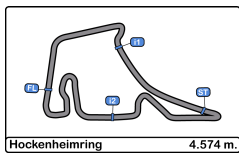
Olli Kangas

Volkswagen Golf GTI TCR

WestCoast Racing

Lap	D	Time	Sector 1	Sector 2	Sector 3	T. Spd	Elapsed
1		2:06.915	37.528	53.045	36.342	225.4	2:06.915
2		1:52.100	24.678	51.719	35.703	229.7	3:59.015
3		1:53.576	24.806	52.529	36.241	231.2	5:52.591
4		1:52.160	24.351	52.571	35.238	231.7	7:44.751
5		1:52.273	24.647	52.281	35.345	239.4	9:37.024
6		1:51.720	24.535	51.549	35.636	231.2	11:28.744
7		1:51.791	24.545	51.607	35.639	230.2	13:20.535
8		1:58.675	24.605	55.687	38.383	231.7	15:19.210
9		2:20.902	26.167	1:05.051	49.684	222.2	17:40.112
10		1:53.061	24.690	52.146	36.225	231.7	19:33.173
11		1:51.946	24.721	51.710	35.515	231.7	21:25.119
12		1:52.325	24.872	51.734	35.719	230.7	23:17.444





**Hockenheimring**  
**TCR Europe**  
**Race - 1**  
**Lap Analysis**



**50**

Tom Coronel

Honda Civic Type R FK7 TCR

**81**

Stéphane Ventaja

Peugeot 308 TCR

Boutsen Ginion Racing

Team Clairet Sport

Lap D	Time	Sector 1	Sector 2	Sector 3	T. Spd	Elapsed
1	2:04.286	35.178	53.542	35.566	234.2	2:04.286
2	1:51.600	24.159	51.547	35.894	232.7	3:55.886
3	1:50.960	24.480	51.512	34.968	228.8	5:46.846
4	1:50.601	23.941	51.323	35.337	234.2	7:37.447
5	1:49.595	23.886	50.875	34.834	232.2	9:27.042
6	1:50.610	24.385	51.163	35.062	236.3	11:17.652
7	1:50.650	24.242	51.217	35.191	231.2	13:08.302
8	1:59.861	24.692	56.265	38.904	235.8	15:08.163
9	2:25.260	25.814	1:09.023	50.423	177.6	17:33.423
10	1:53.302	24.607	53.101	35.594	235.8	19:26.725
11	1:50.316	23.952	51.308	35.056	232.2	21:17.041
12	1:50.763	24.243	51.414	35.106	233.7	23:07.804

**55**

Santiago Urrutia

Audi RS 3 LMS

**88**

Maxime Potty

Volkswagen Golf GTI TCR

Team WRT

Lap D	Time	Sector 1	Sector 2	Sector 3	T. Spd	Elapsed
1	2:01.136	33.886	52.040	35.210	241.6	2:01.136
2	1:51.207	25.166	51.510	34.531	233.7	3:52.343
3	1:50.701	24.495	51.660	34.546	234.2	5:43.044
4	1:49.994	24.015	51.218	34.761	239.4	7:33.038
5	1:49.850	23.991	50.853	35.006	237.3	9:22.888
6	1:49.590	24.057	50.820	34.713	237.8	11:12.478
7	1:49.638	23.844	50.933	34.861	237.8	13:02.116
8	1:54.133	23.945	51.615	38.573	231.2	14:56.249
9	2:36.124	28.238	1:16.012	51.874	147.1	17:32.373
10	1:50.267	24.383	50.922	34.962	243.2	19:22.640
11	1:49.879	23.845	50.876	35.158	236.3	21:12.519
12	1:50.286	24.278	51.028	34.980	235.2	23:02.805

**62**

Dušan Borković

Hyundai i30 N TCR

**96**

Abdulla Ali Al-Khelaifi

CUPRA TCR

QMMF Racing by PCR Sport

Lap D	Time	Sector 1	Sector 2	Sector 3	T. Spd	Elapsed
1	2:02.407	33.666		2:02.407	229.7	2:02.407
2	1:53.679			3:56.086	236.3	3:56.086
3	1:51.140	24.549		5:47.226		5:47.226
4	1:52.511			7:39.737		7:39.737
5	1:50.652		4:34.641	35.113		9:30.389
6	1:50.847	23.956	51.673	35.218	222.6	11:21.236
7	1:51.646	24.225	51.948	35.473	220.8	13:12.882
8	1:57.523	24.278	54.517	38.728	221.7	15:10.405
9	2:24.551	26.400	1:08.646	49.505	196.3	17:34.956
10	1:52.467	24.220	52.300	35.947	226.8	19:27.423
11	1:52.594	24.496	52.518	35.580	225.4	21:20.017
12	1:53.219	24.382	52.823	36.014	223.6	23:13.236

**70**

Mat'o Homola

Hyundai i30 N TCR

**99**

Dániel Nagy

Hyundai i30 N TCR

M1RA Motorsport

Lap D	Time	Sector 1	Sector 2	Sector 3	T. Spd	Elapsed
1	2:00.781	32.402	52.443	35.936	230.2	2:00.781
2	1:56.524	25.080	55.968	35.476	234.2	3:57.305
3	1:52.176	24.766	51.703	35.707	239.4	5:49.481
4	1:52.283	23.940	53.281	35.062	231.7	7:41.764
5	1:56.030	24.739	55.651	35.640	234.2	9:37.794
6	1:51.481	24.496	51.445	35.540	233.2	11:29.275
7		24.638	51.390		233.2	

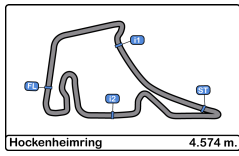
Lap D	Time	Sector 1	Sector 2	Sector 3	T. Spd	Elapsed
1	2:06.210	36.269	53.096	36.845	233.7	2:06.210
2	1:52.556	25.219	51.690	35.647	233.7	3:58.766
3	1:53.318	24.563	52.505	36.250	231.2	5:52.084
4	1:52.426	24.435	52.164	35.827	236.8	7:44.510
5	1:52.963	24.677	52.807	35.479	237.3	9:37.473
6	1:51.574	24.418	51.597	35.559	233.2	11:29.047
7		24.551			190.4	

Lap D	Time	Sector 1	Sector 2	Sector 3	T. Spd	Elapsed
1	1:56.881	30.687	51.729	34.465	232.2	1:56.881
2	1:48.683	23.850	50.402	34.431	234.2	3:45.564
3	1:49.050	23.712	51.000	34.338	235.2	5:34.614
4	1:49.036	23.730	50.562	34.744	233.7	7:23.650
5	1:49.422	23.952	50.574	34.896	232.7	9:13.072
6	1:49.580	23.963	50.977	34.640	234.7	11:02.652
7	1:50.733	23.956	51.845	34.932	230.7	12:53.385
8	1:55.512	23.932	52.022	39.558	231.7	14:48.897
9	2:42.099	29.936	1:18.638	53.525	151.4	17:30.996
10	1:49.353	23.917	50.790	34.646	233.2	19:20.349
11	1:49.743	23.927	50.961	34.855	233.7	21:10.092
12	1:49.973	24.135	50.974	34.864	232.2	23:00.065

Lap D	Time	Sector 1	Sector 2	Sector 3	T. Spd	Elapsed
1	2:04.614	35.707	52.993	35.914	232.2	2:04.614
2	1:53.022	25.057	52.416	35.549	237.3	3:57.636
3	1:53.609	24.815	53.247	35.547	241.6	5:51.245
4	1:52.258	24.585	51.602	36.071	237.3	7:43.503
5	1:52.501	24.456	51.596	36.449	239.4	9:36.004
6	1:51.090	24.409	51.208	35.473	236.8	11:27.094
7	1:51.358	24.595	51.375	35.388	234.2	13:18.452
8	1:58.195	24.515	56.015	37.665	236.3	15:16.647
9	2:22.718	25.782	1:06.947	49.989	215.1	17:39.365
10	1:52.262	24.587	52.118	35.557	237.3	19:31.627
11	1:50.923	24.550	51.026	35.347	236.8	21:22.550
12	1:51.734	24.384	51.487	35.863	238.9	23:14.284

Lap D	Time	Sector 1	Sector 2	Sector 3	T. Spd	Elapsed
1	2:02.590	34.049	52.460	36.081	230.7	2:02.590
2	1:53.019	24.492	52.400	36.127	236.8	3:55.609
3	1:53.913	24.546	53.505	35.862	229.7	5:49.522
4	1:52.073	24.874	52.008	35.191	233.7	7:41.595
5	1:51.106	24.731	51.336	35.039	234.2	9:32.701
6	1:51.327	24.582	51.509	35.236	232.7	11:24.028
7	1:52.757	24.257	52.300	36.200	232.2	13:16.785
8	1:57.276	24.749	55.155	37.372	232.2	15:14.061
9	2:23.917	26.655	1:07.564	49.698	195.2	17:37.978
10	1:55.993	25.043	53.666	37.284	232.7	19:33.971
11	1:53.832	24.652	52.752	36.428	232.2	21:27.803
12	1:52.148	24.554	51.755	35.839	230.2	23:19.951





**Hockenheimring**  
**TCR Europe**  
**Race - 1**  
**Lap Analysis**



**111**

Teddy Clairot

Peugeot 308 TCR

Team Clairot Sport

Lap	D	Time	Sector 1	Sector 2	Sector 3	T. Spd	Elapsed
1		2:01.584	33.708	52.499	35.377	240.5	2:01.584
2		1:52.833	24.497	53.063	35.273	236.8	3:54.417
3		1:50.759	24.029	50.986	35.744	236.3	5:45.176
4		1:50.390	24.414	50.981	34.995	235.2	7:35.566
5		1:50.229	24.130	50.947	35.152	233.7	9:25.795
6		1:50.806	24.297	51.185	35.324	233.7	11:16.601
7		1:51.114	24.283	51.413	35.418	233.2	13:07.715
8		1:59.294	24.500	54.920	39.874	233.2	15:07.009
9		2:25.957	25.965	1:08.559	51.433	194.2	17:32.966
10		1:51.994	24.956	51.615	35.423	236.3	19:24.960
11		1:51.019	24.329	51.146	35.544	234.2	21:15.979
12		1:51.055	24.433	51.154	35.468	233.7	23:07.034

**112**

Jimmy Clairot

Peugeot 308 TCR

Team Clairot Sport

Lap	D	Time	Sector 1	Sector 2	Sector 3	T. Spd	Elapsed
1		2:02.418	33.291	53.333	35.794	235.2	2:02.418
2		1:51.227	24.213	52.049	34.965	241.0	3:53.645
3		1:51.354	24.032	51.537	35.785	234.2	5:44.999
4		1:51.213	24.407	51.645	35.161	235.2	7:36.212
5		1:50.575	24.239	51.043	35.293	236.8	9:26.787
6		1:50.496	24.352	51.068	35.076	236.3	11:17.283
7		1:50.803	24.237	51.060	35.506	237.3	13:08.086
8		1:59.817	24.703	56.110	39.004	237.3	15:07.903
9		2:25.389	25.761	1:08.692	50.936	192.1	17:33.292
10		1:52.404	24.846	52.316	35.242	231.2	19:25.696
11		1:50.702	24.285	51.039	35.378	237.8	21:16.398
12		1:51.151	24.513	51.154	35.484	237.3	23:07.549

**123**

Daniel Lloyd

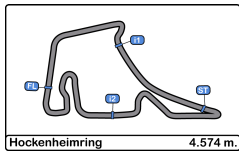
Honda Civic Type R FK7 TCR

Brutal Fish Racing Team

Lap	D	Time	Sector 1	Sector 2	Sector 3	T. Spd	Elapsed
1		1:58.975	32.523	51.917	34.535	229.7	1:58.975
2			38.769				





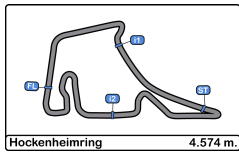


**Hockenheimring**  
**TCR Europe**  
**Race - 1**  
**Analysis by Lap**



Num	Lap Time	Gap	Num	Lap Time	Gap	Num	Lap Time	Gap	Num	Lap Time	Gap	Num	Lap Time	Gap								
<b>Lap 1</b>																						
9	1:55.068		16	1:50.997	04.552	12	1:51.585	15.993	21	1:52.247	24.210	16	1:49.606	08.338								
8	1:56.351	01.283	30	1:53.104	08.030	3	1:51.760	16.708	17	1:56.105	28.245	7	1:49.402	13.380								
88	1:56.881	01.813	7	1:53.612	08.317	70	1:52.176	17.230	30	2:24.391	48.967	55	1:49.590	13.824								
16	1:57.342	02.274	55	1:51.207	08.556	99	1:53.913	17.271	23	4:02.133	1 Lap	111	1:50.806	17.947								
19	1:57.683	02.615	112	1:51.227	09.858	26	1:53.407	17.444	<b>Num Lap Time Gap</b>			112	1:50.496	18.629								
24	1:58.009	02.941	111	1:52.833	10.630	27	1:53.924	18.038	<b>Lap 5</b>													
7	1:58.492	03.424	99	1:53.019	11.822	25	1:52.052	18.194	9	1:48.936		12	1:50.228	20.540								
30	1:58.713	03.645	34	1:55.574	11.843	10	1:53.019	18.798	8	1:49.469	02.939	62	1:50.847	22.582								
123	1:58.975	03.907	50	1:51.600	12.099	96	1:53.609	18.994	88	1:49.422	03.249	3	1:51.183	23.578								
34	2:00.056	04.988	62	1:53.679	12.299	5	1:52.243	19.398	24	1:49.077	03.670	26	1:49.969	24.264								
70	2:00.781	05.713	26	1:55.493	12.501	81	1:53.318	19.833	19	1:49.189	04.585	99	1:51.327	25.374								
26	2:00.795	05.727	27	1:52.722	12.578	46	1:53.576	20.340	16	1:50.020	07.563	27	1:50.344	25.650								
45	2:00.979	05.911	12	1:51.602	12.872	21	1:52.773	20.599	7	1:49.957	12.809	25	1:50.791	26.489								
55	2:01.136	06.068	3	1:51.872	13.412	17	1:52.135	20.776	55	1:49.850	13.065	10	1:51.180	27.654								
111	2:01.584	06.516	70	1:56.524	13.518	<b>Num Lap Time Gap</b>			111	1:50.229	15.972	96	1:51.090	28.440								
62	2:02.407	07.339	96	1:53.022	13.849	<b>Lap 4</b>																
112	2:02.418	07.350	10	1:52.249	14.243	9	1:48.636		112	1:50.575	16.964	5	1:52.019	29.876								
99	2:02.590	07.522	25	1:51.866	14.606	8	1:49.137	02.406	50	1:49.595	17.219	46	1:51.720	30.090								
44	2:03.125	08.057	81	1:52.556	14.979	88	1:49.036	02.763	12	1:50.190	19.143	81	1:51.574	30.393								
27	2:03.643	08.575	46	1:52.100	15.228	24	1:48.823	03.529	62	1:50.652	20.566	70	1:51.481	30.621								
50	2:04.286	09.218	5	1:51.668	15.619	19	1:48.838	04.332	3	1:51.128	21.226	17	1:51.440	34.195								
96	2:04.614	09.546	21	1:50.842	16.290	16	1:49.397	06.479	99	1:51.106	22.878	21	1:57.923	41.348								
12	2:05.057	09.989	17	1:53.225	17.105	7	1:49.849	11.788	26	1:50.697	23.126	23	1:49.319	1 Lap								
3	2:05.327	10.259	44	2:23.037	42.375	55	1:49.994	12.151	27	1:50.783	24.137	<b>Num Lap Time Gap</b>										
10	2:05.781	10.713	23	2:28.351	52.927	111	1:50.390	14.679	25	1:51.723	24.529	<b>Lap 7</b>										
81	2:06.210	11.142	<b>Num Lap Time Gap</b>			112	1:51.213	15.325	10	1:51.482	25.305	9	1:49.321									
25	2:06.527	11.459	<b>Lap 3</b>																			
46	2:06.915	11.847	9	1:48.464		50	1:50.601	16.560	96	1:52.501	26.181	8	1:50.017	04.273								
17	2:07.667	12.599	8	1:48.909	01.905	12	1:50.532	17.889	5	1:52.274	26.688	88	1:50.733	05.410								
5	2:07.738	12.670	88	1:49.050	02.363	62	1:52.511	18.850	46	1:52.273	27.201	24	1:50.779	05.913								
23	2:08.363	13.295	24	1:48.550	03.342	3	1:50.962	19.034	81	1:52.963	27.650	19	1:50.784	06.523								
21	2:09.235	14.167	19	1:48.706	04.130	99	1:52.073	20.708	70	1:56.030	27.971	16	1:49.947	08.964								
<b>Num Lap Time Gap</b>			16	1:49.630	05.718	70	1:52.283	20.877	17	1:52.277	31.586	7	1:49.705	13.764								
<b>Lap 2</b>																						
9	1:48.719		7	1:50.722	10.575	26	1:52.557	21.365	21	1:56.982	32.256	55	1:49.638	14.141								
8	1:48.896	01.460	55	1:50.701	10.793	25	1:52.184	21.742	23	1:49.065	1 Lap	111	1:51.114	19.740								
88	1:48.683	01.777	112	1:51.354	12.748	27	1:52.888	22.290	<b>Num Lap Time Gap</b>			112	1:50.803	20.111								
24	1:49.034	03.256	96	1:52.258	22.616	10	1:52.597	22.759	<b>Lap 6</b>													
19	1:49.992	03.888	10	1:52.597	22.759	5	1:52.588	23.350	9	1:48.831		12	1:50.269	21.488								
			30	1:53.646	13.212	81	1:52.426	23.623	8	1:49.469	03.577	62	1:51.646	24.907								
			50	1:50.960	14.595	46	1:52.160	23.864	88	1:49.580	03.998	26	1:50.607	25.550								
			62	1:51.140	14.975				24	1:49.616	04.455	3	1:52.787	27.044								
									19	1:49.306	05.060	27	1:51.927	28.256								



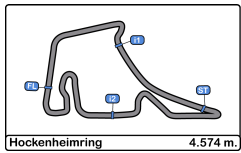


**Hockenheimring**  
**TCR Europe**  
**Race - 1**  
**Analysis by Lap**



Num	Lap Time	Gap	Num	Lap Time	Gap	Num	Lap Time	Gap	Num	Lap Time	Gap	
25	1:51.195	28.363	88	2:42.099	01.706	3	1:52.791	09.971	<b>Lap 12</b>			
99	1:52.757	28.810	24	2:40.632	02.103	25	1:52.136	10.178	9	1:49.323		
10	1:51.090	29.423	19	2:40.050	02.296	10	1:52.518	12.332	8	1:49.745	02.307	
96	1:51.358	30.477	16	2:37.942	02.810	96	1:52.262	13.140	88	1:49.973	02.791	
5	1:51.706	32.261	55	2:36.124	03.083	5	1:53.175	14.539	24	1:50.097	03.691	
46	1:51.791	32.560	7	2:36.128	03.362	46	1:53.061	14.686	19	1:50.171	04.309	
17	1:51.538	36.412	111	2:25.957	03.676	99	1:55.993	15.484	55	1:50.286	05.531	
21	1:59.167	51.194	112	2:25.389	04.002	17	1:53.294	15.803	7	1:50.610	07.181	
23	1:51.020	1 Lap	50	2:25.260	04.133	21	1:58.769	25.914	16	1:51.468	07.468	
<b>Num Lap Time Gap</b>			12	2:24.726	04.581	23	1:50.086	1 Lap	111	1:51.055	09.760	
<b>Lap 8</b>			26	2:24.502	04.930	<b>Num Lap Time Gap</b>			112	1:51.151	10.275	
9	1:58.359		62	2:24.551	05.666	<b>Lap 11</b>						
8	1:55.872	01.786	3	2:24.736	06.377	9	1:49.464		50	1:50.763	10.530	
88	1:55.512	02.563	27	2:25.006	07.042	8	1:50.050	01.885	12	1:50.876	11.200	
24	1:56.873	04.427	25	2:24.179	07.239	88	1:49.743	02.141	26	1:50.927	12.639	
19	1:57.038	05.202	99	2:23.917	08.688	24	1:49.790	02.917	62	1:53.219	15.962	
16	1:57.219	07.824	10	2:22.468	09.011	19	1:49.959	03.461	27	1:53.052	16.188	
55	1:54.133	09.915	96	2:22.718	10.075	55	1:49.879	04.568	25	1:52.366	16.383	
7	1:54.785	10.190	5	2:21.265	10.561	16	1:50.263	05.323	3	1:53.218	16.820	
111	1:59.294	20.675	46	2:20.902	10.822	7	1:50.292	05.894	96	1:51.734	17.010	
112	1:59.817	21.569	17	2:20.376	11.706	111	1:51.019	08.028	10	1:52.795	17.315	
50	1:59.861	21.829	21	1:59.574	16.342	112	1:50.702	08.447	5	1:52.250	19.981	
12	1:59.682	22.811	23	1:53.329	1 Lap	50	1:50.316	09.090	46	1:52.325	20.170	
26	1:56.193	23.384	<b>Num Lap Time Gap</b>			12	1:50.694	09.647	17	1:51.673	21.637	
62	1:57.523	24.071	<b>Lap 10</b>			26	1:51.283	11.035	99	1:52.148	22.677	
3	1:55.912	24.597	9	1:49.197		62	1:52.594	12.066	23	1:50.568	1 Lap	
27	1:55.095	24.992	8	1:49.493	01.299	27	1:52.485	12.459	21	1:55.381	40.665	
25	1:56.012	26.016	88	1:49.353	01.862	3	1:52.418	12.925				
99	1:57.276	27.727	24	1:49.685	02.591	25	1:52.626	13.340				
10	1:58.435	29.499	19	1:49.867	02.966	10	1:50.975	13.843				
96	1:58.195	30.313	55	1:50.267	04.153	96	1:50.923	14.599				
5	1:58.350	32.252	16	1:50.911	04.524	5	1:51.979	17.054				
46	1:58.675	32.876	7	1:50.901	05.066	46	1:51.946	17.168				
17	1:56.233	34.286	111	1:51.994	06.473	17	1:52.948	19.287				
21	2:06.889	59.724	112	1:52.404	07.209	99	1:53.832	19.852				
23	1:56.100	1 Lap	50	1:53.302	08.238	23	1:51.208	1 Lap				
<b>Num Lap Time Gap</b>			12	1:53.033	08.417	21	1:58.157	34.607				
<b>Lap 9</b>			62	1:52.467	08.936							
9	2:42.956		26	1:53.483	09.216							
8	2:42.173	01.003	27	1:51.593	09.438							





Hockenheimring

TCR Europe

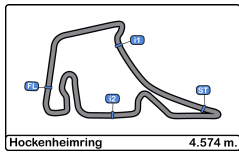
Race - 1

Best Sectors Results



Sector - 1				Sector - 2				Sector - 3				Ideal Lap vs Best Lap			
Clas	Nº	Driver	Time	Nº	Driver	Time	Nº	Driver	Time	Clas	Nº	Driver	Ideal Lap	Best Lap	Clas
1	8	Luca Engstler	23.577	88	Maxime Potty	50.402	9	Josh Files	34.129	1	24	Julien Briché	1:48.415	1:48.550	2
2	24	Julien Briché	23.619	24	Julien Briché	50.589	24	Julien Briché	34.207	2	88	Maxime Potty	1:48.452	1:48.683	3
3	19	Andreas Bäckman	23.681	9	Josh Files	50.612	19	Andreas Bäckman	34.277	3	9	Josh Files	1:48.464	1:48.464	1
4	88	Maxime Potty	23.712	23	Tamás Tenke	50.649	23	Tamás Tenke	34.301	4	8	Luca Engstler	1:48.621	1:48.896	5
5	9	Josh Files	23.723	8	Luca Engstler	50.737	8	Luca Engstler	34.307	5	19	Andreas Bäckman	1:48.695	1:48.706	4
6	16	Gilles Magnus	23.801	19	Andreas Bäckman	50.737	88	Maxime Potty	34.338	6	23	Tamás Tenke	1:48.831	1:49.065	6
7	7	Aurélien Comte	23.835	55	Santiago Urrutia	50.820	55	Santiago Urrutia	34.531	7	55	Santiago Urrutia	1:49.195	1:49.590	9
8	55	Santiago Urrutia	23.844	7	Aurélien Comte	50.861	123	Daniel Lloyd	34.535	8	16	Gilles Magnus	1:49.284	1:49.397	7
9	3	Davit Kajaia	23.868	50	Tom Coronel	50.875	16	Gilles Magnus	34.557	9	7	Aurélien Comte	1:49.402	1:49.402	8
10	23	Tamás Tenke	23.881	16	Gilles Magnus	50.926	26	Jessica Bäckman	34.598	10	50	Tom Coronel	1:49.595	1:49.595	10
11	50	Tom Coronel	23.886	111	Teddy Clairet	50.947	7	Aurélien Comte	34.706	11	26	Jessica Bäckman	1:49.641	1:49.969	11
12	70	Mat'o Homola	23.940	27	John Filippi	50.970	12	Nelson Panciatici	34.731	12	111	Teddy Clairet	1:49.971	1:50.229	13
13	12	Nelson Panciatici	23.944	26	Jessica Bäckman	50.991	25	Natan Bihel	34.820	13	12	Nelson Panciatici	1:50.035	1:50.190	12
14	62	Dušan Borković	23.956	96	Abdulla Ali Al-Khelaifi	51.026	50	Tom Coronel	34.834	14	112	Jimmy Clairet	1:50.036	1:50.496	15
15	11	Teddy Clairet	24.029	112	Jimmy Clairet	51.039	30	Luca Filippi	34.862	15	27	John Filippi	1:50.226	1:50.344	14
16	11	Jimmy Clairet	24.032	10	Viktor Davidovski	51.230	21	Marie Baus-Coppens	34.910	16	25	Natan Bihel	1:50.342	1:50.791	17
17	26	Jessica Bäckman	24.052	25	Natan Bihel	51.247	112	Jimmy Clairet	34.965	17	70	Mat'o Homola	1:50.392	1:51.481	24
18	17	Martin Ryba	24.180	17	Martin Ryba	51.295	111	Teddy Clairet	34.995	18	3	Davit Kajaia	1:50.579	1:50.962	20
19	27	John Filippi	24.246	99	Dániel Nagy	51.336	27	John Filippi	35.010	19	99	Dániel Nagy	1:50.632	1:51.106	22
20	99	Dániel Nagy	24.257	12	Nelson Panciatici	51.360	99	Dániel Nagy	35.039	20	62	Dušan Borković	1:50.742	1:50.652	16
21	25	Natan Bihel	24.275	3	Davit Kajaia	51.389	70	Mat'o Homola	35.062	21	96	Abdulla Ali Al-Khelaifi	1:50.757	1:50.923	19
22	21	Marie Baus-Coppens	24.312	70	Mat'o Homola	51.390	45	Gianni Morbidelli	35.067	22	21	Marie Baus-Coppens	1:50.842	1:50.842	18
23	46	Olli Kangas	24.351	5	Alex Morgan	51.429	34	Stian Paulsen	35.080	23	10	Viktor Davidovski	1:50.874	1:50.975	21
24	96	Abdulla Ali Al-Khelaifi	24.384	30	Luca Filippi	51.448	62	Dušan Borković	35.113	24	17	Martin Ryba	1:50.885	1:51.440	23
25	44	Lilou Wadoux	24.398	46	Olli Kangas	51.549	10	Viktor Davidovski	35.204	25	30	Luca Filippi	1:51.041	1:53.104	28
26	81	Stéphane Ventaja	24.418	81	Stéphane Ventaja	51.597	46	Olli Kangas	35.238	26	46	Olli Kangas	1:51.138	1:51.720	27
27	10	Viktor Davidovski	24.440	21	Marie Baus-Coppens	51.620	3	Davit Kajaia	35.322	27	81	Stéphane Ventaja	1:51.494	1:51.574	25
28	5	Alex Morgan	24.545	62	Dušan Borković	51.673	96	Abdulla Ali Al-Khelaifi	35.347	28	5	Alex Morgan	1:51.545	1:51.668	26
29	30	Luca Filippi	24.731	123	Daniel Lloyd	51.917	17	Martin Ryba	35.410	29	44	Lilou Wadoux	1:53.041	2:03.125	32
30	45	Gianni Morbidelli	25.084	44	Lilou Wadoux	52.389	81	Stéphane Ventaja	35.479	30	45	Gianni Morbidelli	1:53.151	2:00.979	31
31	34	Stian Paulsen	25.571	34	Stian Paulsen	52.667	5	Alex Morgan	35.571	31	34	Stian Paulsen	1:53.318	1:55.574	29
32	12	Daniel Lloyd	32.523	45	Gianni Morbidelli	53.000	44	Lilou Wadoux	36.254	32	123	Daniel Lloyd	1:58.975	1:58.975	30



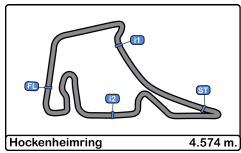


Hockenheimring  
 TCR Europe  
 Race - 1  
 Leader Sequence



Nº	Driver	Nat	Team	Nat	Vehicle	Start Lap	End Lap	Laps	Total Laps
9	Josh Files	GBR	Target Competition	GBR	Hyundai i30 N TCR	1	12	12	12





# Hockenheimring

## TCR Europe

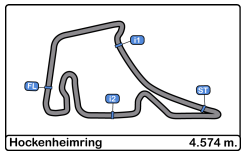
### Race - 1

#### Best 5 Lap Times



Cls	N°	Driver	Nat	Team	Nat	Vehicle	Best 1		Best 2		Best 3		Best 4		Best 5	
							Time	Lap	Time	Lap	Time	Lap	Time	Lap	Time	Lap
1	9	Josh Files	GBR	Target Competition	GBR	Hyundai i30 N TCR	1:48.464	3	1:48.636	4	1:48.719	2	1:48.831	6	1:48.936	5
2	24	Julien Briché	FRA	JSB Compétition	FRA	Peugeot 308 TCR	1:48.550	3	1:48.823	4	1:49.034	2	1:49.077	5	1:49.616	6
3	88	Maxime Potty	BEL	Team WRT	BEL	Volkswagen Golf GTI TCR	1:48.683	2	1:49.036	4	1:49.050	3	1:49.353	10	1:49.422	5
4	19	Andreas Bäckman	SW	Target Competition	SW	Hyundai i30 N TCR	1:48.706	3	1:48.838	4	1:49.189	5	1:49.306	6	1:49.867	10
5	8	Luca Engstler	GER	M1RA Motorsport	GER	Hyundai i30 N TCR	1:48.896	2	1:48.909	3	1:49.137	4	1:49.469	5	1:49.469	6
6	23	Tamás Tenke	HUN	Zengő Motorsport	HUN	CUPRA TCR	1:49.065	4	1:49.319	5	1:50.086	9	1:50.568	11	1:51.020	6
7	16	Gilles Magnus	BEL	Comtoy Racing	BEL	Audi RS 3 LMS	1:49.397	4	1:49.606	6	1:49.630	3	1:49.947	7	1:50.020	5
8	7	Aurélien Comte	FRA	DG Sport Compétition	FRA	Peugeot 308 TCR	1:49.402	6	1:49.705	7	1:49.849	4	1:49.957	5	1:50.292	11
9	55	Santiago Urrutia	URU	Team WRT	URU	Audi RS 3 LMS	1:49.590	6	1:49.638	7	1:49.850	5	1:49.879	11	1:49.994	4
10	50	Tom Coronel	NED	Boutsen Ginion Racing	NED	Honda Civic Type R FK7 TCR	1:49.595	5	1:50.316	11	1:50.601	4	1:50.610	6	1:50.650	7
11	26	Jessica Bäckman	SW	Target Competition	SW	Hyundai i30 N TCR	1:49.969	6	1:50.607	7	1:50.697	5	1:50.927	12	1:51.283	11
12	12	Nelson Panciatici	FRA	M Racing	FRA	Hyundai i30 N TCR	1:50.190	5	1:50.228	6	1:50.269	7	1:50.532	4	1:50.694	11
13	111	Teddy Clairet	FRA	Team Clairet Sport	FRA	Peugeot 308 TCR	1:50.229	5	1:50.390	4	1:50.759	3	1:50.806	6	1:51.019	11
14	27	John Filippi	FRA	Vuković Motorsport	FRA	Renault Mégane RS TCR	1:50.344	6	1:50.783	5	1:51.593	10	1:51.927	7	1:52.485	11
15	112	Jimmy Clairet	FRA	Team Clairet Sport	FRA	Peugeot 308 TCR	1:50.496	6	1:50.575	5	1:50.702	11	1:50.803	7	1:51.151	12
16	62	Dušan Borković	SRB	Target Competition	SRB	Hyundai i30 N TCR	1:50.652	5	1:50.847	6	1:51.140	3	1:51.646	7	1:52.467	10
17	25	Natan Bihel	FRA	M Racing	FRA	Hyundai i30 N TCR	1:50.791	6	1:51.195	7	1:51.723	5	1:51.866	2	1:52.052	3
18	21	Marie Baus-	FRA	JSB Compétition	FRA	CUPRA TCR	1:50.842	2	1:52.247	4	1:52.773	3	1:55.381	12	1:56.982	5
19	96	Abdulla Ali Al-	QAT	QMMF Racing by PCR Sport	QAT	CUPRA TCR	1:50.923	11	1:51.090	6	1:51.358	7	1:51.734	12	1:52.258	4
20	3	Davit Kajaia	GEO	PCR Sport with Georgia	GEO	CUPRA TCR	1:50.962	4	1:51.128	5	1:51.183	6	1:51.760	3	1:51.872	2
21	10	Viktor Davidovski	MKD	PSS Racing Team	MKD	Honda Civic Type R FK7 TCR	1:50.975	11	1:51.090	7	1:51.180	6	1:51.482	5	1:52.249	2
22	99	Dániel Nagy	HUN	M1RA Motorsport	HUN	Hyundai i30 N TCR	1:51.106	5	1:51.327	6	1:52.073	4	1:52.148	12	1:52.757	7
23	17	Martin Ryba	SVK	Brutal Fish Racing Team	SVK	Honda Civic Type R FK7 TCR	1:51.440	6	1:51.538	7	1:51.673	12	1:52.135	3	1:52.277	5
24	70	Mat'o Homola	SVK	Target Competition	SVK	Hyundai i30 N TCR	1:51.481	6	1:52.176	3	1:52.283	4	1:56.030	5	1:56.524	2
25	81	Stéphane Ventaja	FRA	Team Clairet Sport	FRA	Peugeot 308 TCR	1:51.574	6	1:52.426	4	1:52.556	2	1:52.963	5	1:53.318	3
26	5	Alex Morgan	GBR	Wolf-Power Racing	GBR	Renault Mégane RS TCR	1:51.668	2	1:51.706	7	1:51.979	11	1:52.019	6	1:52.243	3
27	46	Olli Kangas	FIN	WestCoast Racing	FIN	Volkswagen Golf GTI TCR	1:51.720	6	1:51.791	7	1:51.946	11	1:52.100	2	1:52.160	4
28	30	Luca Filippi	ITA	BRC Racing Team	ITA	Hyundai i30 N TCR	1:53.104	2	1:53.646	3	1:58.713	1	2:24.391	4		
29	34	Stian Paulsen	NOR	Stian Paulsen Racing	NOR	CUPRA TCR	1:55.574	2	2:00.056	1						
30	123	Daniel Lloyd	GBR	Brutal Fish Racing Team	GBR	Honda Civic Type R FK7 TCR	1:58.975	1								
31	45	Gianni Morbidelli	ITA	WestCoast Racing	ITA	Volkswagen Golf GTI TCR	2:00.979	1								
32	44	Lilou Wadoux	FRA	JSB Compétition	FRA	Peugeot 308 TCR	2:03.125	1	2:23.037	2						





Hockenheimring

TCR Europe

Race - 1

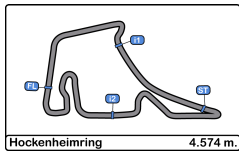
Best 5 Top Speeds



Cls	N°	Driver	Nat	Team	Nat	Vehicle	Top 1		Top 2		Top 3		Top 4		Top 5		Avg
							Km/h	Lap	Km/h	Lap	Km/h	Lap	Km/h	Lap	Km/h	Lap	
1	55	Santiago Urrutia	URU	Team WRT	URU	Audi RS 3 LMS	243.2	10	241.6	1	239.4	4	237.8	6	237.8	7	240.0
2	96	Abdulla Ali Al-	QAT	QMMF Racing by PCR Sport	QAT	CUPRA TCR	241.6	3	239.4	5	238.9	12	237.3	2	237.3	4	238.9
3	24	Julien Briché	FRA	JSB Compétition	FRA	Peugeot 308 TCR	241.0	1	238.4	6	235.2	2	234.7	8	234.7	10	236.8
4	112	Jimmy Clairet	FRA	Team Clairet Sport	FRA	Peugeot 308 TCR	241.0	2	237.8	11	237.3	7	237.3	8	237.3	12	238.2
5	111	Teddy Clairet	FRA	Team Clairet Sport	FRA	Peugeot 308 TCR	240.5	1	236.8	2	236.3	3	236.3	10	235.2	4	237.0
6	7	Aurélien Comte	FRA	DG Sport Compétition	FRA	Peugeot 308 TCR	240.0	10	238.4	12	237.3	1	236.3	11	232.7	2	236.9
7	3	Davit Kajaia	GEO	PCR Sport with Georgia	GEO	CUPRA TCR	239.4	3	235.2	2	234.2	11	230.7	1	230.7	5	234.1
8	10	Viktor Davidovski	MKD	PSS Racing Team	MKD	Honda Civic Type R FK7 TCR	239.4	3	237.8	5	237.3	2	236.8	4	236.3	8	237.5
9	27	John Filippi	FRA	Vuković Motorsport	FRA	Renault Mégane RS TCR	239.4	11	238.9	3	238.9	10	238.4	2	236.8	6	238.5
10	46	Olli Kangas	FIN	WestCoast Racing	FIN	Volkswagen Golf GTI TCR	239.4	5	231.7	4	231.7	8	231.7	10	231.7	11	233.3
11	70	Mat'o Homola	SVK	Target Competition	SVK	Hyundai i30 N TCR	239.4	3	234.2	2	234.2	5	233.2	6	233.2	7	234.9
12	16	Gilles Magnus	BEL	Comtoy Racing	BEL	Audi RS 3 LMS	238.9	1	238.9	10	236.8	3	236.8	11	236.8	12	237.6
13	21	Marie Baus-	FRA	JSB Compétition	FRA	CUPRA TCR	238.4	3	237.3	2	236.3	4	236.3	5	232.7	1	236.2
14	5	Alex Morgan	GBR	Wolf-Power Racing	GBR	Renault Mégane RS TCR	237.3	5	235.8	2	235.8	10	235.2	4	234.7	6	235.8
15	34	Stian Paulsen	NOR	Stian Paulsen Racing	NOR	CUPRA TCR	237.3	2	234.2	1							235.8
16	81	Stéphane Ventaja	FRA	Team Clairet Sport	FRA	Peugeot 308 TCR	237.3	5	236.8	4	233.7	1	233.7	2	233.2	6	234.9
17	19	Andreas Bäckman	SW	Target Competition	SW	Hyundai i30 N TCR	236.8	10	234.7	1	234.7	3	234.7	11	234.2	2	235.0
18	45	Gianni Morbidelli	ITA	WestCoast Racing	ITA	Volkswagen Golf GTI TCR	236.8	1	233.2	2							235.0
19	99	Dániel Nagy	HUN	M1RA Motorsport	HUN	Hyundai i30 N TCR	236.8	2	234.2	5	233.7	4	232.7	6	232.7	10	234.0
20	12	Nelson Panciatici	FRA	M Racing	FRA	Hyundai i30 N TCR	236.3	3	234.7	10	233.7	2	231.7	11	230.7	7	233.4
21	17	Martin Ryba	SVK	Brutal Fish Racing Team	SVK	Honda Civic Type R FK7 TCR	236.3	4	233.2	2	233.2	11	232.7	3	232.2	10	233.5
22	50	Tom Coronel	NED	Boutsen Ginion Racing	NED	Honda Civic Type R FK7 TCR	236.3	6	235.8	8	235.8	10	234.2	1	234.2	4	235.2
23	62	Dušan Borković	SRB	Target Competition	SRB	Hyundai i30 N TCR	236.3	2	229.7	1	226.8	10	225.4	11	223.6	12	228.4
24	25	Natan Bihel	FRA	M Racing	FRA	Hyundai i30 N TCR	235.2	11	234.7	10	233.7	2	233.2	8	233.2	12	234.0
25	88	Maxime Potty	BEL	Team WRT	BEL	Volkswagen Golf GTI TCR	235.2	3	234.7	6	234.2	2	233.7	4	233.7	11	234.3
26	26	Jessica Bäckman	SW	Target Competition	SW	Hyundai i30 N TCR	234.2	6	233.7	5	232.7	7	232.7	12	232.2	11	233.1
27	44	Lilou Wadoux	FRA	JSB Compétition	FRA	Peugeot 308 TCR	233.7	1	160.9	2							197.3
28	8	Luca Engstler	GER	M1RA Motorsport	GER	Hyundai i30 N TCR	232.2	1	230.7	3	230.2	2	230.2	6	230.2	7	230.7
29	23	Tamás Tenke	HUN	Zengő Motorsport	HUN	CUPRA TCR	231.7	10	230.7	9	230.7	11	229.7	4	229.7	5	230.5
30	30	Luca Filippi	ITA	BRC Racing Team	ITA	Hyundai i30 N TCR	231.2	1	230.7	4	229.7	3	228.8	2			230.1
31	9	Josh Files	GBR	Target Competition	GBR	Hyundai i30 N TCR	229.7	1	229.2	5	229.2	6	228.3	3	228.3	8	229.0
32	123	Daniel Lloyd	GBR	Brutal Fish Racing Team	GBR	Honda Civic Type R FK7 TCR	229.7	1									229.7







Hockenheimring

TCR Europe

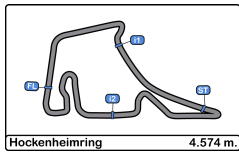
Race - 1

Fastest Laps Sequence



Lap	Time of Day	Session Time	Nº	Driver	Nat	Team	Nat	Vehicle	Time	Km/h
2	14:42:27.669	3:43.669	9	Josh Files	GBR	Target Competition	GBR	Hyundai i30 N TCR	1:48.719	151.4
2	14:42:29.446	3:45.446	88	Maxime Potty	BEL	Team WRT	BEL	Volkswagen Golf GTI TCR	1:48.683	151.5
3	14:44:16.133	5:32.133	9	Josh Files	GBR	Target Competition	GBR	Hyundai i30 N TCR	1:48.464	151.8





Hockenheimring

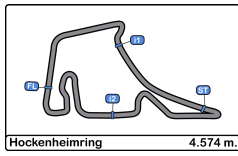
TCR Europe

Race - 1

Event Best Maximum Speed



N°	Driver	Nat	Team	Nat	Vehicle	Km/h	Session
55	Santiago Urrutia	URU	Team WRT	URU	Audi RS 3 LMS	243.2	Race - 1
96	Abdulla Ali Al-Kh	QAT	QMMF Racing by PCR Sport	QAT	CUPRA TCR	241.6	Race - 1
24	Julien Briché	FRA	JSB Compétition	FRA	Peugeot 308 TCR	241.0	Race - 1
112	Jimmy Clairet	FRA	Team Clairet Sport	FRA	Peugeot 308 TCR	241.0	Race - 1
111	Teddy Clairet	FRA	Team Clairet Sport	FRA	Peugeot 308 TCR	240.5	Race - 1
7	Aurélien Comte	FRA	DG Sport Compétition	FRA	Peugeot 308 TCR	240.0	Race - 1
3	Davit Kajaia	GEO	PCR Sport with Georgia	GEO	CUPRA TCR	239.4	Race - 1
70	Mat'o Homola	SVK	Target Competition	SVK	Hyundai i30 N TCR	239.4	Race - 1
10	Viktor Davidovski	MKD	PSS Racing Team	MKD	Honda Civic Type R FK7 TCR	239.4	Race - 1
46	Olli Kangas	FIN	WestCoast Racing	FIN	Volkswagen Golf GTI TCR	239.4	Race - 1
27	John Filippi	FRA	Vuković Motorsport	FRA	Renault Mégane RS TCR	239.4	Race - 1
16	Gilles Magnus	BEL	Comtoy Racing	BEL	Audi RS 3 LMS	238.9	Race - 1
21	Marie Baus-Copp	FRA	JSB Compétition	FRA	CUPRA TCR	238.4	Race - 1
34	Stian Paulsen	NOR	Stian Paulsen Racing	NOR	CUPRA TCR	237.3	Race - 1
5	Alex Morgan	GBR	Wolf-Power Racing	GBR	Renault Mégane RS TCR	237.3	Race - 1
81	Stéphane Ventaja	FRA	Team Clairet Sport	FRA	Peugeot 308 TCR	237.3	Race - 1
45	Gianni Morbidelli	ITA	WestCoast Racing	ITA	Volkswagen Golf GTI TCR	236.8	Race - 1
99	Dániel Nagy	HUN	M1RA Motorsport	HUN	Hyundai i30 N TCR	236.8	Race - 1
19	Andreas Bäckma	SWE	Target Competition	SWE	Hyundai i30 N TCR	236.8	Race - 1
62	Dušan Borković	SRB	Target Competition	SRB	Hyundai i30 N TCR	236.3	Race - 1
12	Nelson Panciatici	FRA	M Racing	FRA	Hyundai i30 N TCR	236.3	Race - 1
17	Martin Ryba	SVK	Brutal Fish Racing Team	SVK	Honda Civic Type R FK7 TCR	236.3	Race - 1
50	Tom Coronel	NED	Boutsen Ginion Racing	NED	Honda Civic Type R FK7 TCR	236.3	Race - 1
26	Jessica Bäckman	SWE	Target Competition	SWE	Hyundai i30 N TCR	235.8	Free Practice - 1
88	Maxime Potty	BEL	Team WRT	BEL	Volkswagen Golf GTI TCR	235.2	Race - 1
25	Natan Bihel	FRA	M Racing	FRA	Hyundai i30 N TCR	235.2	Race - 1
23	Tamás Tenke	HUN	Zengő Motorsport	HUN	CUPRA TCR	234.2	Free Practice - 1
9	Josh Files	GBR	Target Competition	GBR	Hyundai i30 N TCR	234.2	Free Practice - 2
123	Daniel Lloyd	GBR	Brutal Fish Racing Team	GBR	Honda Civic Type R FK7 TCR	233.7	Free Practice - 1
44	Lilou Wadoux	FRA	JSB Compétition	FRA	Peugeot 308 TCR	233.7	Race - 1
30	Luca Filippi	ITA	BRC Racing Team	ITA	Hyundai i30 N TCR	232.7	Free Practice - 1
8	Luca Engstler	GER	M1RA Motorsport	GER	Hyundai i30 N TCR	232.2	Race - 1



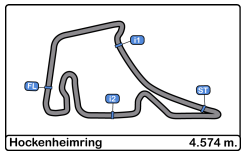
**Hockenheimring**  
**TCR Europe**  
**Race - 1**  
**Lap Chart**



**LAP**

Nr	Pos	Grid	1	2	3	4	5	6	7	8	9	10	11	12
9	1	9	9	9	9	9	9	9	9	9	9	9	9	9
16	2	16	8	8	8	8	8	8	8	8	8	8	8	8
8	3	8	88	88	88	88	88	88	88	88	88	88	88	88
88	4	88	16	24	24	24	24	24	24	24	24	24	24	24
19	5	19	19	19	19	19	19	19	19	19	19	19	19	19
7	6	7	24	16	16	16	16	16	16	16	16	55	55	55
55	7	55	7	30	7	7	7	7	7	55	55	16	16	7
123	8	123	30	7	55	55	55	55	55	7	7	7	7	16
26	9	26	123	55	112	111	111	111	111	111	111	111	111	111
24	10	24	34	112	111	112	112	112	112	112	112	112	112	112
70	11	70	70	111	30	50	50	50	50	50	50	50	50	50
30	12	30	26	99	50	12	12	12	12	12	12	12	12	12
34	13	34	45	34	62	62	62	62	62	26	26	62	26	26
62	14	62	55	50	12	3	3	3	26	62	62	26	62	62
45	15	45	111	62	3	99	99	26	3	3	3	27	27	27
112	16	112	62	26	70	70	26	99	27	27	27	3	3	25
111	17	111	112	27	99	26	27	27	25	25	25	25	25	3
99	18	99	99	12	26	25	25	25	99	99	99	10	10	96
44	19	44	44	3	27	27	10	10	10	10	10	96	96	10
27	20	27	27	70	25	96	96	96	96	96	96	5	5	5
50	21	50	50	96	10	10	5	5	5	5	5	46	46	46
96	22	96	96	10	96	5	46	46	46	46	46	99	17	17
12	23	12	12	25	5	81	81	81	17	17	17	17	99	99
23	24	23	3	81	81	46	70	70	21	21	21	21	21	21
46	25	46	10	46	46	21	17	17	23	23	23	23	23	23
10	26	10	81	5	21	17	21	21						
81	27	81	25	21	17	30	23	23						
3	28	3	46	17	23	23								
25	29	25	17	44										
5	30	5	5	23										
17	31	17	23											
21	32	21	21											

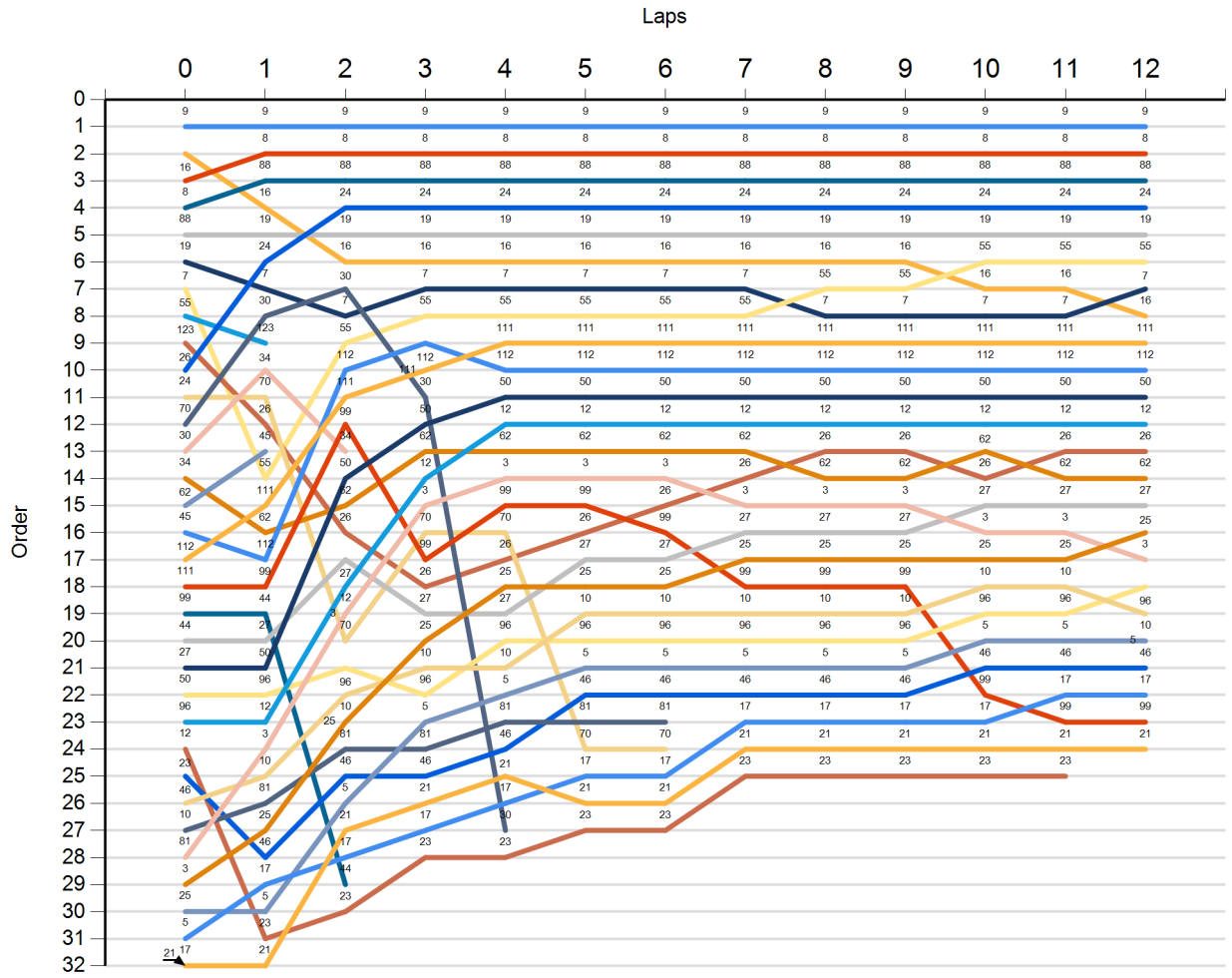


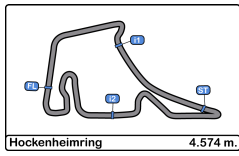


Hockenheimring  
TCR Europe  
Race - 1  
Graphic Lap Chart



- 9
- 16
- 8
- 88
- 19
- 7
- 55
- 123
- 26
- 24
- 70
- 30
- 34
- 62
- 45
- 112
- 111
- 99
- 44
- 27
- 50
- 96
- 12
- 23
- 46
- 10
- 81
- 3
- 25
- 5
- 17
- 21



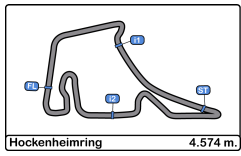


Hockenheimring  
TCR Europe  
Race - 1  
Pit Stop Analysis

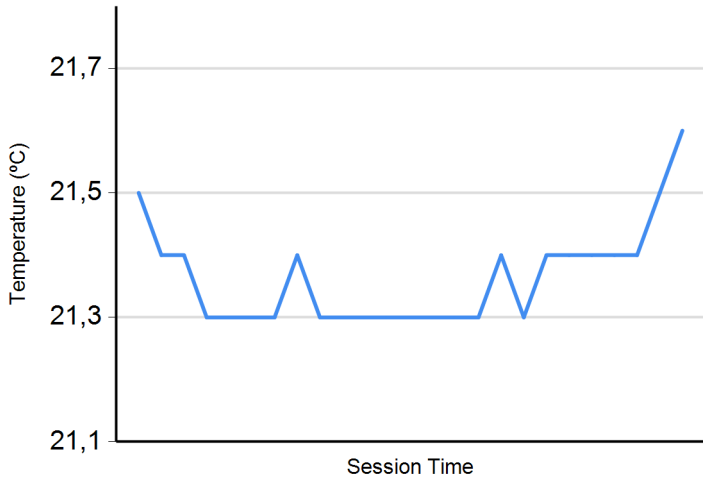


Nº	In Day Time	Driver	Nat	Team	Nat	Vehicle	In Time	Stop Nº	Pit Time	Handicap	Penalty
23	14:43:17.317	Tamás Tenke	HUN	Zengő Motorsport	HUN	CUPRA TCR	4:33.435	1	2:15.237		

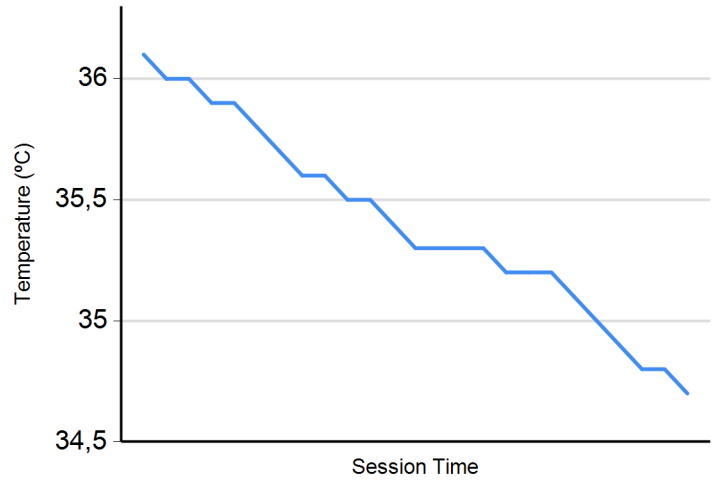




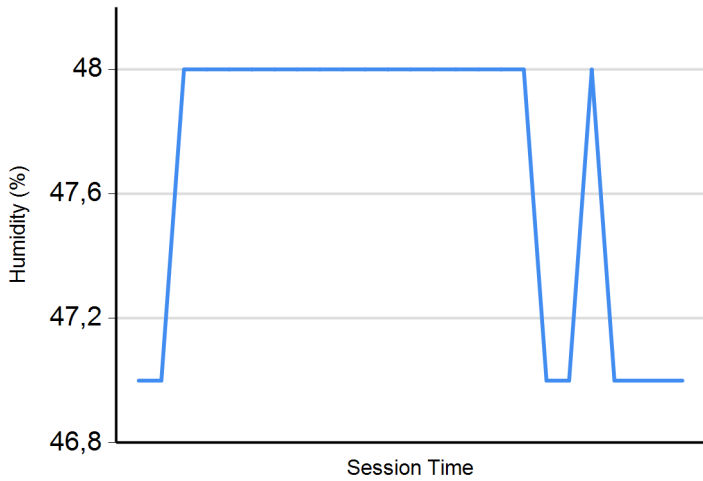
**Air Temperature**



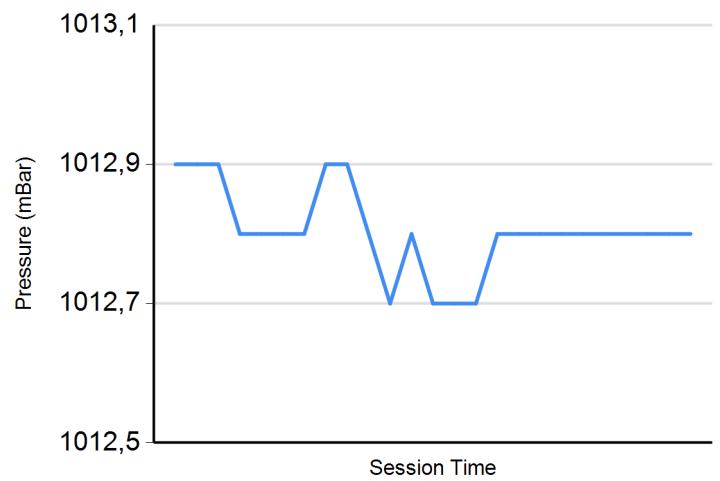
**Track Temperature**



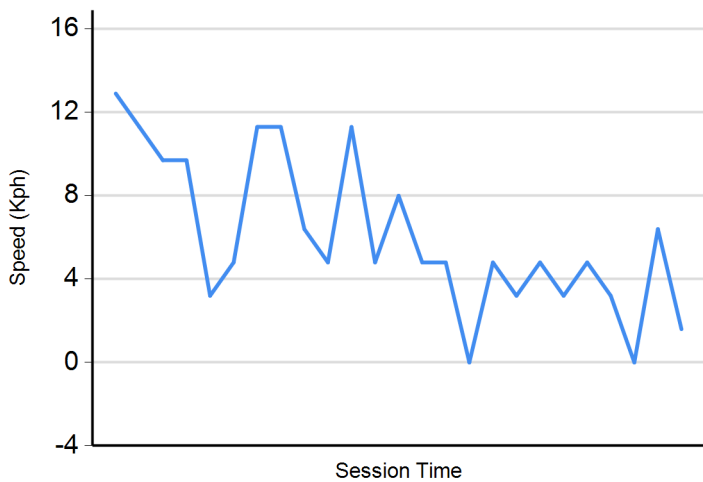
**Humidity**



**Pressure**



**Wind Speed**



**Wind direction**

North = 0°/360° Est = 90° South = 180° West = 270°

