

Hockenheimring
TCR Europe
Race - 2
Provisional Results



Cls	N°	Driver	Nat	Team	Nat	Vehicle	Laps	Total Time	Gap	Interval	Km/h	Best	Time	Km/h
1	24	Julien Briché	FRA	JSB Compétition	FRA	Peugeot 308 TCR	13	25:16.667			141.1	4	1:48.448	151.8
2	7	Aurélien Comte	FRA	DG Sport Compétition	FRA	Peugeot 308 TCR	13	25:17.969	1.302	1.302	141.0	5	1:48.594	151.6
3	26	Jessica Bäckman	SW	Target Competition	SW	Hyundai i30 N TCR	13	25:18.902	2.235	0.933	140.9	5	1:48.430	151.8
4	19	Andreas Bäckman	SW	Target Competition	SW	Hyundai i30 N TCR	13	25:19.333	2.666	0.431	140.8	4	1:48.298	152.0
5	55	Santiago Urrutia	URU	Team WRT	URU	Audi RS 3 LMS	13	25:20.618	3.951	1.285	140.7	5	1:48.439	151.8
6	88	Maxime Potty	BEL	Team WRT	BEL	Volkswagen Golf GTI TCR	13	25:22.027	5.360	1.409	140.6	5	1:48.592	151.6
7	8	Luca Engstler	GER	M1RA Motorsport	GER	Hyundai i30 N TCR	13	25:27.665	10.998	5.638	140.1	8	1:49.495	150.3
8	9	Josh Files	GBR	Target Competition	GBR	Hyundai i30 N TCR	13	25:28.170	11.503	0.505	140.0	5	1:49.129	150.8
9	16	Gilles Magnus	BEL	Comtoy Racing	BEL	Audi RS 3 LMS	13	25:30.599	13.932	2.429	139.8	5	1:49.296	150.6
10	50	Tom Coronel	NED	Boutsen Ginion Racing	NED	Honda Civic Type R FK7 TCR	13	25:32.437	15.770	1.838	139.6	5	1:49.215	150.7
11	45	Gianni Morbidelli	ITA	WestCoast Racing	ITA	Volkswagen Golf GTI TCR	13	25:32.677	16.010	0.240	139.6	8	1:49.468	150.4
12	30	Luca Filippi	ITA	BRC Racing Team	ITA	Hyundai i30 N TCR	13	25:33.385	16.718	0.708	139.6	5	1:49.388	150.5
13	123	Daniel Lloyd	GBR	Brutal Fish Racing Team	GBR	Honda Civic Type R FK7 TCR	13	25:34.329	17.662	0.944	139.5	6	1:49.926	149.7
14	111	Teddy Clairet	FRA	Team Clairet Sport	FRA	Peugeot 308 TCR	13	25:35.436	18.769	1.107	139.4	6	1:49.797	149.9
15	99	Dániel Nagy	HUN	M1RA Motorsport	HUN	Hyundai i30 N TCR	13	25:37.497	20.830	2.061	139.2	6	1:49.681	150.1
16	112	Jimmy Clairet	FRA	Team Clairet Sport	FRA	Peugeot 308 TCR	13	25:38.189	21.522	0.692	139.1	8	1:50.031	149.6
17	46	Olli Kangas	FIN	WestCoast Racing	FIN	Volkswagen Golf GTI TCR	13	25:40.200	23.533	2.011	138.9	5	1:49.826	149.9
18	27	John Filippi	FRA	Vuković Motorsport	FRA	Renault Mégane RS TCR	13	25:46.615	29.948	6.415	138.4	5	1:50.279	149.3
19	3	Davit Kajaia	GEO	PCR Sport with Georgia	GEO	CUPRA TCR	13	25:47.081	30.414	0.466	138.3	6	1:49.834	149.9
20	96	Abdulla Ali Al-Khelaifi	QAT	QMMF Racing by PCR Sport	QAT	CUPRA TCR	13	25:47.387	30.720	0.306	138.3	6	1:50.051	149.6
21	81	Stéphane Ventaja	FRA	Team Clairet Sport	FRA	Peugeot 308 TCR	13	25:47.753	31.086	0.366	138.3	5	1:50.426	149.1
22	44	Lilou Wadoux	FRA	JSB Compétition	FRA	Peugeot 308 TCR	13	25:50.038	33.371	2.285	138.1	5	1:50.601	148.8
23	10	Viktor Davidovski	MKD	PSS Racing Team	MKD	Honda Civic Type R FK7 TCR	13	25:51.897	35.230	1.859	137.9	5	1:50.686	148.7
24	21	Marie Baus-Coppens	FRA	JSB Compétition	FRA	CUPRA TCR	13	25:53.466	36.799	1.569	137.7	5	1:50.672	148.7
25	23	Tamás Tenke	HUN	Zengő Motorsport	HUN	CUPRA TCR	10	20:35.048	3 Laps	3 Laps	133.3	6	1:50.097	149.5
26	25	Natan Bihel	FRA	M Racing	FRA	Hyundai i30 N TCR	10	20:44.962	3 Laps	9.914	132.2	5	1:50.575	148.9
Not classified: (Requirements: 75% of number laps of leader = 10 Laps)														
12		Nelson Panciatici	FRA	M Racing	FRA	Hyundai i30 N TCR	9	18:43.084	4 Laps	1 Lap	131.9	7	1:49.799	149.9
17		Martin Ryba	SVK	Brutal Fish Racing Team	SVK	Honda Civic Type R FK7 TCR	8	16:37.318	5 Laps	1 Lap	132.0	7	1:51.412	147.7
62		Dušan Borković	SRB	Target Competition	SRB	Hyundai i30 N TCR	7	15:00.698	6 Laps	1 Lap	127.9	4	1:49.864	149.8
70		Mat'o Homola	SVK	Target Competition	SVK	Hyundai i30 N TCR	1	2:41.132	12 Laps	6 Laps	102.1	1	2:41.132	102.1
34		Stian Paulsen	NOR	Stian Paulsen Racing	NOR	CUPRA TCR								

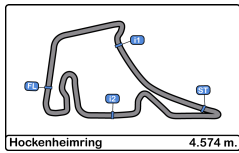
Fastest lap A.BÄCKMAN in 1:48.298 at 152.0 Km/h in lap 4

Published at:.....

Track Temp: **39.1 °C** Air Temp: **20.1 °C** Humidity: **53 %** Track Status: **DRY**

Stewards:	Race Director:	Timekeeper: 
------------------	-----------------------	---





Hockenheimring

TCR Europe

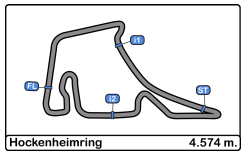
Race - 2

Provisional Classification by Driver Fastest Lap



Cls	Nº	Driver	Nat	Team	Nat	Vehicle	Laps	Best	Time	Gap	Interval	Km/h
1	19	Andreas Bäckma	SWE	Target Competition	SWE	Hyundai i30 N TCR	13	4	1:48.298			152.0
2	26	Jessica Bäckman	SWE	Target Competition	SWE	Hyundai i30 N TCR	13	5	1:48.430	0.132	0.132	151.8
3	55	Santiago Urrutia	URU	Team WRT	URU	Audi RS 3 LMS	13	5	1:48.439	0.141	0.009	151.8
4	24	Julien Briché	FRA	JSB Compétition	FRA	Peugeot 308 TCR	13	4	1:48.448	0.150	0.009	151.8
5	88	Maxime Potty	BEL	Team WRT	BEL	Volkswagen Golf GTI TCR	13	5	1:48.592	0.294	0.144	151.6
6	7	Aurélien Comte	FRA	DG Sport Compétition	FRA	Peugeot 308 TCR	13	5	1:48.594	0.296	0.002	151.6
7	9	Josh Files	GBR	Target Competition	GBR	Hyundai i30 N TCR	13	5	1:49.129	0.831	0.535	150.8
8	50	Tom Coronel	NED	Boutsen Ginion Racing	NED	Honda Civic Type R FK7 TCR	13	5	1:49.215	0.917	0.086	150.7
9	16	Gilles Magnus	BEL	Comtoy Racing	BEL	Audi RS 3 LMS	13	5	1:49.296	0.998	0.081	150.6
10	30	Luca Filippi	ITA	BRC Racing Team	ITA	Hyundai i30 N TCR	13	5	1:49.388	1.090	0.092	150.5
11	45	Gianni Morbidelli	ITA	WestCoast Racing	ITA	Volkswagen Golf GTI TCR	13	8	1:49.468	1.170	0.080	150.4
12	8	Luca Engstler	GER	M1RA Motorsport	GER	Hyundai i30 N TCR	13	8	1:49.495	1.197	0.027	150.3
13	99	Dániel Nagy	HUN	M1RA Motorsport	HUN	Hyundai i30 N TCR	13	6	1:49.681	1.383	0.186	150.1
14	11	Teddy Clairet	FRA	Team Clairet Sport	FRA	Peugeot 308 TCR	13	6	1:49.797	1.499	0.116	149.9
15	12	Nelson Panciatici	FRA	M Racing	FRA	Hyundai i30 N TCR	9	7	1:49.799	1.501	0.002	149.9
16	46	Olli Kangas	FIN	WestCoast Racing	FIN	Volkswagen Golf GTI TCR	13	5	1:49.826	1.528	0.027	149.9
17	3	Davit Kajaia	GEO	PCR Sport with Georgia	GEO	CUPRA TCR	13	6	1:49.834	1.536	0.008	149.9
18	62	Dušan Borković	SRB	Target Competition	SRB	Hyundai i30 N TCR	7	4	1:49.864	1.566	0.030	149.8
19	12	Daniel Lloyd	GBR	Brutal Fish Racing Team	GBR	Honda Civic Type R FK7 TCR	13	6	1:49.926	1.628	0.062	149.7
20	11	Jimmy Clairet	FRA	Team Clairet Sport	FRA	Peugeot 308 TCR	13	8	1:50.031	1.733	0.105	149.6
21	96	Abdulla Ali Al-Kh	QAT	QMMF Racing by PCR Sport	QAT	CUPRA TCR	13	6	1:50.051	1.753	0.020	149.6
22	23	Tamás Tenke	HUN	Zengő Motorsport	HUN	CUPRA TCR	10	6	1:50.097	1.799	0.046	149.5
23	27	John Filippi	FRA	Vuković Motorsport	FRA	Renault Mégane RS TCR	13	5	1:50.279	1.981	0.182	149.3
24	81	Stéphane Ventaja	FRA	Team Clairet Sport	FRA	Peugeot 308 TCR	13	5	1:50.426	2.128	0.147	149.1
25	25	Natan Bihel	FRA	M Racing	FRA	Hyundai i30 N TCR	10	5	1:50.575	2.277	0.149	148.9
26	44	Lilou Wadoux	FRA	JSB Compétition	FRA	Peugeot 308 TCR	13	5	1:50.601	2.303	0.026	148.8
27	21	Marie Baus-Copp	FRA	JSB Compétition	FRA	CUPRA TCR	13	5	1:50.672	2.374	0.071	148.7
28	10	Viktor Davidovski	MKD	PSS Racing Team	MKD	Honda Civic Type R FK7 TCR	13	5	1:50.686	2.388	0.014	148.7
29	17	Martin Ryba	SVK	Brutal Fish Racing Team	SVK	Honda Civic Type R FK7 TCR	8	7	1:51.412	3.114	0.726	147.7
30	70	Mat'o Homola	SVK	Target Competition	SVK	Hyundai i30 N TCR	1	1	2:41.132	52.834	49.720	102.1





Hockenheimring

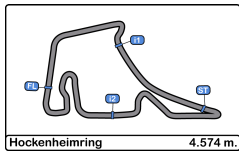
TCR Europe

Race - 2

Distance and Speed Average



Cls	Nº	Driver	Nat	Team	Nat	Vehicle	Cls	Laps	Distance	Total Time	Km/h
1	24	Julien Briche	FRA	JSB Compétition	FRA	Peugeot 308 TCR	1	13	59.46	25:16.667	141.1
2	7	Aurélien Comte	FRA	DG Sport Compétition	FRA	Peugeot 308 TCR	2	13	59.46	25:17.969	141.0
3	26	Jessica Bäckman	SWE	Target Competition	SWE	Hyundai i30 N TCR	1	13	59.46	25:18.902	140.9
4	19	Andreas Bäckman	SWE	Target Competition	SWE	Hyundai i30 N TCR	2	13	59.46	25:19.333	140.8
5	55	Santiago Urrutia	URU	Team WRT	URU	Audi RS 3 LMS	1	13	59.46	25:20.618	140.7
6	88	Maxime Potty	BEL	Team WRT	BEL	Volkswagen Golf GTI TCR	1	13	59.46	25:22.027	140.6
7	8	Luca Engstler	GER	M1RA Motorsport	GER	Hyundai i30 N TCR	3	13	59.46	25:27.665	140.1
8	9	Josh Files	GBR	Target Competition	GBR	Hyundai i30 N TCR	4	13	59.46	25:28.170	140.0
9	16	Gilles Magnus	BEL	Comtoy Racing	BEL	Audi RS 3 LMS	2	13	59.46	25:30.599	139.8
10	50	Tom Coronel	NED	Boutsen Ginion Racing	NED	Honda Civic Type R FK7 TCR	1	13	59.46	25:32.437	139.6
11	45	Gianni Morbidelli	ITA	WestCoast Racing	ITA	Volkswagen Golf GTI TCR	2	13	59.46	25:32.677	139.6
12	30	Luca Filippi	ITA	BRC Racing Team	ITA	Hyundai i30 N TCR	5	13	59.46	25:33.385	139.6
13	123	Daniel Lloyd	GBR	Brutal Fish Racing Team	GBR	Honda Civic Type R FK7 TCR	2	13	59.46	25:34.329	139.5
14	111	Teddy Clairet	FRA	Team Clairet Sport	FRA	Peugeot 308 TCR	3	13	59.46	25:35.436	139.4
15	99	Dániel Nagy	HUN	M1RA Motorsport	HUN	Hyundai i30 N TCR	6	13	59.46	25:37.497	139.2
16	112	Jimmy Clairet	FRA	Team Clairet Sport	FRA	Peugeot 308 TCR	4	13	59.46	25:38.189	139.1
17	46	Olli Kangas	FIN	WestCoast Racing	FIN	Volkswagen Golf GTI TCR	3	13	59.46	25:40.200	138.9
18	27	John Filippi	FRA	Vuković Motorsport	FRA	Renault Mégane RS TCR	1	13	59.46	25:46.615	138.4
19	3	Davit Kajaia	GEO	PCR Sport with Georgia	GEO	CUPRA TCR	1	13	59.46	25:47.081	138.3
20	96	Abdulla Ali Al-Khelaifi	QAT	QMMF Racing by PCR Sport	QAT	CUPRA TCR	2	13	59.46	25:47.387	138.3
21	81	Stéphane Ventaja	FRA	Team Clairet Sport	FRA	Peugeot 308 TCR	5	13	59.46	25:47.753	138.3
22	44	Lilou Wadoux	FRA	JSB Compétition	FRA	Peugeot 308 TCR	6	13	59.46	25:50.038	138.1
23	10	Viktor Davidovski	MKD	PSS Racing Team	MKD	Honda Civic Type R FK7 TCR	3	13	59.46	25:51.897	137.9
24	21	Marie Baus-Coppens	FRA	JSB Compétition	FRA	CUPRA TCR	3	13	59.46	25:53.466	137.7
25	23	Tamás Tenke	HUN	Zengő Motorsport	HUN	CUPRA TCR	4	10	45.74	20:35.048	133.3
26	25	Natan Bihel	FRA	M Racing	FRA	Hyundai i30 N TCR	7	10	45.74	20:44.962	132.2
Not classified: (Requirements: 75% of number laps of leader = 10 Laps)											
	12	Nelson Panciatici	FRA	M Racing	FRA	Hyundai i30 N TCR	8	9	41.16	18:43.084	131.9
	17	Martin Ryba	SVK	Brutal Fish Racing Team	SVK	Honda Civic Type R FK7 TCR	4	8	36.59	16:37.318	132.0
	62	Dušan Borković	SRB	Target Competition	SRB	Hyundai i30 N TCR	9	7	32.01	15:00.698	127.9
	70	Mat'o Homola	SVK	Target Competition	SVK	Hyundai i30 N TCR	10	1	04.57	2:41.132	102.1
	34	Stian Paulsen	NOR	Stian Paulsen Racing	NOR	CUPRA TCR	5				



Hockenheimring
TCR Europe
Race - 2
Lap Analysis



3

Davit Kajaia

CUPRA TCR **9**

Josh Files

Hyundai i30 N TCR

PCR Sport with Georgia

Target Competition

Lap D	Time	Sector 1	Sector 2	Sector 3	T. Spd	Elapsed	Lap D	Time	Sector 1	Sector 2	Sector 3	T. Spd	Elapsed
1	2:04.962	36.433	52.867	35.662	238.4	2:04.962	1	1:57.752	31.694	51.263	34.795	235.8	1:57.752
2	2:20.360	23.879	1:06.758	49.723	235.2	4:25.322	2	2:12.818	23.673	1:02.315	46.830	236.3	4:10.570
3	2:49.524	36.362	1:22.657	50.505	112.9	7:14.846	3	2:56.608	37.705	1:24.534	54.369	94.7	7:07.178
4	1:54.976	23.827	50.944	40.205	240.0	9:09.822	4	1:51.367	25.198	51.470	34.699	234.2	8:58.545
5	1:50.752	24.849	50.770	35.133	235.2	11:00.574	5	1:49.129	23.517	50.951	34.661	235.2	10:47.674
6	1:49.834	24.173	50.609	35.052	236.8	12:50.408	6	1:51.217	24.183	51.890	35.144	233.2	12:38.891
7	1:50.539	24.336	51.095	35.108	236.8	14:40.947	7	1:50.184	23.956	51.490	34.738	233.2	14:29.075
8	1:50.695	23.972	51.574	35.149	237.3	16:31.642	8	1:49.371	23.853	51.047	34.471	233.7	16:18.446
9	1:51.116	24.308	51.567	35.241	236.3	18:22.758	9	1:49.590	23.942	51.041	34.607	234.2	18:08.036
10	1:50.326	24.092	51.101	35.133	234.7	20:13.084	10	1:49.808	23.784	51.297	34.727	232.7	19:57.844
11	1:50.687	24.238	51.103	35.346	235.8	22:03.771	11	1:49.975	23.995	51.236	34.744	232.2	21:47.819
12	1:51.523	24.164	51.983	35.376	236.3	23:55.294	12	1:50.076	24.045	51.167	34.864	232.7	23:37.895
13	1:51.787	24.403	51.610	35.774	235.2	25:47.081	13	1:50.275	24.019	51.259	34.997	234.7	25:28.170

7

Aurélien Comte

Peugeot 308 TCR **10**

Viktor Davidovskii

Honda Civic Type R FK7 TCR

DG Sport Compétition

PSS Racing Team

Lap D	Time	Sector 1	Sector 2	Sector 3	T. Spd	Elapsed	Lap D	Time	Sector 1	Sector 2	Sector 3	T. Spd	Elapsed
1	1:55.246	30.257	50.702	34.287	232.2	1:55.246	1	2:04.634	35.190	53.502	35.942	237.8	2:04.634
2	2:11.874	23.721	1:01.181	46.972	234.2	4:07.120	2	2:22.346	24.991	1:07.437	49.918	236.3	4:26.980
3	2:57.557	37.972	1:24.119	55.466	99.5	7:04.677	3	2:48.511	36.117	1:22.512	49.882	107.8	7:15.491
4	1:48.597	23.680	50.474	34.443	235.8	8:53.274	4	1:50.762	24.258	51.244	35.260	231.2	9:06.253
5	1:48.594	23.750	50.309	34.535	234.7	10:41.868	5	1:50.686	24.201	51.288	35.197	235.2	10:56.939
6	1:48.972	23.802	50.482	34.688	234.7	12:30.840	6	1:51.042	24.069	51.734	35.239	236.8	12:47.981
7	1:48.880	23.804	50.563	34.513	235.2	14:19.720	7	1:50.895	24.448	51.239	35.208	237.8	14:38.876
8	1:49.242	23.818	50.704	34.720	235.8	16:08.962	8	1:56.860	24.497	56.659	35.704	233.7	16:35.736
9	1:49.317	23.775	50.787	34.755	235.2	17:58.279	9	1:51.563	24.863	51.533	35.167	236.3	18:27.299
10	1:49.751	24.007	50.941	34.803	234.2	19:48.030	10	1:50.850	24.236	51.467	35.147	235.2	20:18.149
11	1:50.114	24.077	51.093	34.944	234.7	21:38.144	11	1:50.742	24.193	51.535	35.014	234.7	22:08.891
12	1:49.873	23.964	50.994	34.915	235.2	23:28.017	12	1:51.528	24.495	51.541	35.492	233.7	24:00.419
13	1:49.952	23.895	51.091	34.966	235.8	25:17.969	13	1:51.478	24.476	51.629	35.373	231.2	25:51.897

8

Luca Engstler

Hyundai i30 N TCR **12**

Nelson Panciatici

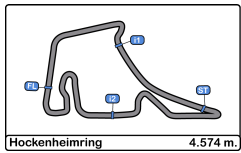
Hyundai i30 N TCR

M1RA Motorsport

M Racing

Lap D	Time	Sector 1	Sector 2	Sector 3	T. Spd	Elapsed	Lap D	Time	Sector 1	Sector 2	Sector 3	T. Spd	Elapsed
1	1:57.577	30.832	51.826	34.919	233.7	1:57.577	1	2:03.447	34.466	53.643	35.338	234.7	2:03.447
2	2:12.386	23.581	1:02.189	46.616	235.2	4:09.963	2	2:19.495	24.361	1:05.626	49.508	233.7	4:22.942
3	2:57.192	37.991	1:24.426	54.775	92.2	7:07.155	3	2:49.815	35.830	1:23.490	50.495	103.9	7:12.757
4	1:50.821	25.108	51.155	34.558	233.2	8:57.976	4	1:51.362	24.043	52.156	35.163	234.7	9:04.119
5	1:49.498	23.706	51.043	34.749	232.2	10:47.474	5	1:49.905	23.695	51.193	35.017	231.2	10:54.024
6	1:50.809	24.231	51.823	34.755	237.8	12:38.283	6	1:50.776	24.216	51.147	35.413	235.2	12:44.800
7	1:49.970	23.796	51.582	34.592	231.7	14:28.253	7	1:49.799	23.720	51.132	34.947	232.2	14:34.599
8	1:49.495	23.794	51.051	34.650	230.7	16:17.748	8	1:50.205	24.036	51.159	35.010	233.7	16:24.804
9	1:49.507	23.904	50.961	34.642	230.2	18:07.255	9	2:18.280 P	26.475	1:04.477	47.328	212.5	18:43.084
10	1:49.920	23.866	51.199	34.855	230.2	19:57.175							
11	1:50.017	23.822	51.285	34.910	229.7	21:47.192							
12	1:49.996	23.760	51.241	34.995	230.7	23:37.188							
13	1:50.477	23.854	51.525	35.098	229.7	25:27.665							





Hockenheimring
TCR Europe
Race - 2
Lap Analysis



16

Gilles Magnus

Audi RS 3 LMS

21

Marie Baus-Coppens

CUPRA TCR

Comtoy Racing

JSB Compétition

Lap	D	Time	Sector 1	Sector 2	Sector 3	T. Spd	Elapsed	Lap	D	Time	Sector 1	Sector 2	Sector 3	T. Spd	Elapsed
1		1:58.552	32.372	51.315	34.865	238.9	1:58.552	1		2:06.197	36.736	53.350	36.111	238.4	2:06.197
2		2:13.593	23.700	1:02.898	46.995	240.0	4:12.145	2		2:21.664	24.064	1:07.595	50.005	233.7	4:27.861
3		2:55.675	37.264	1:24.850	53.561	97.5	7:07.820	3		2:48.755	36.288	1:22.178	50.289	120.0	7:16.616
4		1:51.123	24.610	51.581	34.932	234.7	8:58.943	4		1:50.783	24.437	50.779	35.567	234.7	9:07.399
5		1:49.296	23.694	50.676	34.926	239.4	10:48.239	5		1:50.672	24.170	51.327	35.175	235.2	10:58.071
6		1:50.460	23.915	51.604	34.941	238.4	12:38.699	6		1:51.792	24.326	52.104	35.362	237.8	12:49.863
7		1:50.974	23.807	51.767	35.400	240.0	14:29.673	7		1:51.602	24.539	51.871	35.192	237.3	14:41.465
8		1:49.949	23.950	50.841	35.158	239.4	16:19.622	8		1:51.635	24.439	51.745	35.451	237.3	16:33.100
9		1:49.702	23.707	51.009	34.986	236.8	18:09.324	9		1:52.432	24.625	51.764	36.043	235.8	18:25.532
10		1:49.945	23.873	51.079	34.993	237.3	19:59.269	10		1:51.582	24.710	51.396	35.476	237.3	20:17.114
11		1:50.179	23.940	51.152	35.087	237.3	21:49.448	11		1:51.424	24.537	51.535	35.352	235.8	22:08.538
12		1:50.319	24.147	51.143	35.029	237.3	23:39.767	12		1:52.837	25.180	52.070	35.587	235.2	24:01.375
13		1:50.832	23.971	51.408	35.453	237.3	25:30.599	13		1:52.091	24.719	51.950	35.422	234.7	25:53.466

17

Martin Ryba

Honda Civic Type R FK7 TCR

23

Tamás Tenke

CUPRA TCR

Brutal Fish Racing Team

Zengő Motorsport

Lap	D	Time	Sector 1	Sector 2	Sector 3	T. Spd	Elapsed	Lap	D	Time	Sector 1	Sector 2	Sector 3	T. Spd	Elapsed
1		2:06.816	36.240	53.506	37.070	238.4	2:06.816	1		2:09.450	35.929	57.350	36.171	233.2	2:09.450
2		2:21.750	24.301	1:07.160	50.289	230.7	4:28.566	2		2:20.338	24.147	1:06.055	50.136	232.2	4:29.788
3		2:48.496	36.835	1:21.449	50.212	126.0	7:17.062	3		2:47.702	36.725	1:21.995	48.982	144.7	7:17.490
4		1:52.014	24.485	52.053	35.476	230.2	9:09.076	4		1:52.680	24.500	51.776	36.404	234.7	9:10.170
5		1:51.758	24.112	51.719	35.927	231.2	11:00.834	5		1:50.968	24.250	51.425	35.293	234.2	11:01.138
6		1:52.525	24.112	53.187	35.226	235.2	12:53.359	6		1:50.097	24.384	50.774	34.939	236.8	12:51.235
7		1:51.412	24.200	51.670	35.542	231.2	14:44.771	7		1:50.905	24.093	51.390	35.422	237.3	14:42.140
8		1:52.547	23.872	53.583	35.092	230.7	16:37.318	8		1:51.749	24.253	51.851	35.645	238.4	16:33.889
9			23.977			231.7		9		1:52.018	24.694	51.792	35.532	234.7	18:25.907
10								10		2:09.141 P	24.655	57.431	47.055	236.3	20:35.048

19

Andreas Bäckman

Hyundai i30 N TCR

24

Julien Briché

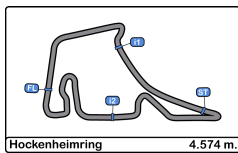
Peugeot 308 TCR

Target Competition

JSB Compétition

Lap	D	Time	Sector 1	Sector 2	Sector 3	T. Spd	Elapsed	Lap	D	Time	Sector 1	Sector 2	Sector 3	T. Spd	Elapsed
1		1:56.431	30.753	51.392	34.286	236.3	1:56.431	1		1:53.551	28.994	50.392	34.165	231.7	1:53.551
2		2:12.283	23.651	1:01.821	46.811	235.2	4:08.714	2		2:12.172	23.793	1:02.066	46.313	232.2	4:05.723
3		2:57.666	37.957	1:24.157	55.552	99.1	7:06.380	3		2:58.220	38.630	1:24.361	55.229	99.3	7:03.943
4		1:48.298	23.690	50.442	34.166	234.2	8:54.678	4		1:48.448	23.685	50.443	34.320	231.7	8:52.391
5		1:48.553	23.738	50.438	34.377	236.3	10:43.231	5		1:48.530	23.704	50.479	34.347	232.7	10:40.921
6		1:48.922	23.923	50.580	34.419	235.2	12:32.153	6		1:48.952	23.559	50.753	34.640	232.2	12:29.873
7		1:49.144	23.850	50.895	34.399	233.7	14:21.297	7		1:48.572	23.543	50.618	34.411	232.7	14:18.445
8		1:48.988	23.701	50.754	34.533	236.3	16:10.285	8		1:48.780	23.736	50.535	34.509	234.2	16:07.225
9		1:49.345	23.766	50.985	34.594	235.8	17:59.630	9		1:49.330	23.925	50.783	34.622	234.2	17:56.555
10		1:49.694	23.858	51.094	34.742	236.3	19:49.324	10		1:49.655	23.889	50.964	34.802	234.2	19:46.210
11		1:49.703	23.895	51.081	34.727	236.3	21:39.027	11		1:49.780	23.982	51.033	34.765	233.7	21:35.990
12		1:50.037	24.012	51.305	34.720	237.8	23:29.064	12		1:49.935	24.100	51.109	34.726	234.7	23:25.925
13		1:50.269	24.066	51.449	34.754	237.3	25:19.333	13		1:50.742	24.286	51.183	35.273	234.7	25:16.667



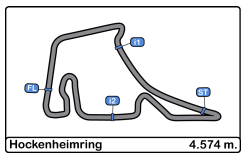


Hockenheimring
TCR Europe
Race - 2
Lap Analysis



25 Natan Bihel Hyundai i30 N TCR M Racing							30 Luca Filippi Hyundai i30 N TCR BRC Racing Team							
Lap	D	Time	Sector 1	Sector 2	Sector 3	T. Spd	Lap	D	Time	Sector 1	Sector 2	Sector 3	T. Spd	Elapsed
1		2:05.276	35.886	53.638	35.752	234.7	1		1:59.339	32.488	51.677	35.174	232.7	1:59.339
2		2:20.964	<u>24.177</u>	1:07.003	49.784	235.8	2		2:15.115	23.999	1:03.836	47.280	233.2	4:14.454
3		2:48.836	36.031	1:22.758	50.047	110.5	3		2:54.254	36.473	1:25.233	52.548	99.4	7:08.708
4		1:50.773	24.221	<u>50.975</u>	35.577	233.7	4		1:51.050	23.977	51.941	35.132	235.2	8:59.758
5		<u>1:50.575</u>	24.323	51.219	35.033	234.2	5		<u>1:49.388</u>	<u>23.835</u>	<u>50.970</u>	<u>34.583</u>	233.2	10:49.146
6		1:50.941	24.276	51.704	<u>34.961</u>	234.2	6		1:50.656	23.883	51.127	35.646	231.2	12:39.802
7		1:51.101	24.478	51.603	35.020	232.7	7		1:51.126	24.097	51.853	35.176	234.2	14:30.928
8		1:57.144	24.758	56.479	35.907	232.7	8		1:49.753	23.847	51.080	34.826	232.7	16:20.681
9		1:56.165	24.728	53.919	37.518	230.2	9		1:50.033	23.869	51.248	34.916	232.2	18:10.714
10		2:13.187 P	26.224	59.788	47.175	187.8	10		1:50.022	23.885	51.184	34.953	232.7	20:00.736
26 Jessica Bäckman Hyundai i30 N TCR Target Competition							11 1:50.544 24.050 51.499 34.995 233.7 21:51.280							
Lap	D	Time	Sector 1	Sector 2	Sector 3	T. Spd	Lap	D	Time	Sector 1	Sector 2	Sector 3	T. Spd	Elapsed
1		1:55.999	30.072	51.580	34.347	232.7	12		1:50.547	24.081	51.418	35.048	232.7	23:41.827
2		2:12.089	23.721	1:01.586	46.782	235.2	13		1:51.558	24.137	52.222	35.199	233.7	25:33.385
3		2:57.156	38.085	1:23.924	55.147	95.9	34 Stian Paulsen CUPRA TCR Stian Paulsen Racing							
4		1:49.013	23.795	50.874	<u>34.344</u>	234.7	Lap D Time Sector 1 Sector 2 Sector 3 T. Spd Elapsed							
5		<u>1:48.430</u>	<u>23.696</u>	<u>50.347</u>	34.387	234.7	1 32.538 52.085 230.2							
6		1:48.787	23.813	50.477	34.497	235.8	44 Lilou Wadoux Peugeot 308 TCR JSB Compétition							
7		1:49.121	23.718	50.804	34.599	236.3	Lap D Time Sector 1 Sector 2 Sector 3 T. Spd Elapsed							
8		1:48.986	23.736	50.630	34.620	236.3	1 2:02.503 34.145 53.214 35.144 229.7 2:02.503							
9		1:49.481	23.802	50.935	34.744	235.8	2 2:19.374 23.714 1:06.295 49.365 234.7 4:21.877							
10		1:49.718	23.845	51.033	34.840	235.2	3 2:50.143 35.591 1:23.664 50.888 106.8 7:12.020							
11		1:49.893	24.089	50.926	34.878	236.8	4 1:54.950 24.023 52.865 38.062 236.3 9:06.970							
12		1:49.878	23.957	51.097	34.824	236.8	5 1:50.601 24.080 51.399 35.122 232.7 10:57.571							
13		1:50.351	24.082	51.149	35.120	237.3	6 1:50.872 24.167 51.513 35.192 233.2 12:48.443							
27 John Filippi Renault Mégane RS TCR Vuković Motorsport							7 1:51.574 24.550 51.968 35.056 230.7 14:40.017							
Lap	D	Time	Sector 1	Sector 2	Sector 3	T. Spd	Lap	D	Time	Sector 1	Sector 2	Sector 3	T. Spd	Elapsed
1		2:03.858	34.254	53.985	35.619	236.8	8 1:53.746 24.373 53.516 35.857 235.2 16:33.763							
2		2:20.146	24.320	1:06.528	49.298	230.2	9 1:51.269 24.419 51.605 35.245 233.7 18:25.032							
3		2:49.857	36.180	1:22.859	50.818	101.2	10 1:50.938 24.186 51.788 34.964 231.7 20:15.970							
4		1:51.507	<u>24.083</u>	51.718	35.706	239.4	11 1:51.204 24.298 51.859 35.047 230.7 22:07.174							
5		<u>1:50.279</u>	24.136	<u>51.020</u>	<u>35.123</u>	237.8	12 1:51.277 24.310 51.834 35.133 231.7 23:58.451							
6		1:50.649	24.215	51.299	35.135	236.8	13 1:51.587 24.329 51.878 35.380 232.2 25:50.038							
7		1:50.995	24.283	51.402	35.310	236.8	45 Gianni Morbidelli Volkswagen Golf GTI TCR WestCoast Racing							
8		1:51.043	24.483	51.272	35.288	236.8	Lap D Time Sector 1 Sector 2 Sector 3 T. Spd Elapsed							
9		1:51.313	24.275	51.664	35.374	235.8	1 2:00.057 32.885 52.185 34.987 232.7 2:00.057							
10		1:51.374	24.453	51.648	35.273	235.8	2 2:16.035 24.151 1:04.039 47.845 232.2 4:16.092							
11		1:51.667	24.718	51.477	35.472	235.2	3 2:53.769 36.210 1:25.212 52.347 106.6 7:09.861							
12		1:51.987	25.087	51.466	35.434	234.7	4 1:50.542 23.767 51.485 35.290 231.7 9:00.403							
13		1:51.940	24.860	51.549	35.531	235.8	5 1:51.106 24.437 51.966 34.703 231.7 10:51.509							
							6 1:49.660 23.788 50.950 34.922 231.7 12:41.169							
							7 1:50.625 24.043 50.934 35.648 233.7 14:31.794							
							8 1:49.468 23.860 50.908 34.700 232.2 16:21.262							
							9 1:50.232 24.161 51.110 34.961 230.7 18:11.494							
							10 1:49.851 23.837 51.002 35.012 234.2 20:01.345							
							11 1:50.469 24.031 51.135 35.303 232.7 21:51.814							
							12 1:50.324 24.152 51.104 35.068 233.7 23:42.138							
							13 1:50.539 24.219 51.291 35.029 233.7 25:32.677							





Hockenheimring
TCR Europe
Race - 2
Lap Analysis



46

Olli Kangas

Volkswagen Golf GTI TCR

WestCoast Racing

Lap	D	Time	Sector 1	Sector 2	Sector 3	T. Spd	Elapsed
1		2:03.365	34.988	52.973	35.404	238.4	2:03.365
2		2:20.306	24.619	1:06.148	49.539	234.2	4:23.671
3		2:49.627	36.031	1:23.023	50.573	95.2	7:13.298
4		1:51.518	23.924	52.008	35.586	235.2	9:04.816
5		1:49.826	23.903	51.103	34.820	231.2	10:54.642
6		1:50.319	24.108	50.999	35.212	234.7	12:44.961
7		1:50.351	24.008	51.083	35.260	234.7	14:35.312
8		1:50.254	24.072	50.989	35.193	234.2	16:25.566
9		1:50.759	24.565	51.158	35.036	232.2	18:16.325
10		1:50.793	24.176	51.308	35.309	234.2	20:07.118
11		1:50.816	24.393	51.281	35.142	232.7	21:57.934
12		1:51.063	24.412	51.593	35.058	232.2	23:48.997
13		1:51.203	24.362	51.692	35.149	232.7	25:40.200

50

Tom Coronel

Honda Civic Type R FK7 TCR

Boutsen Ginion Racing

Lap	D	Time	Sector 1	Sector 2	Sector 3	T. Spd	Elapsed
1		1:59.604	33.140	51.703	34.761	237.3	1:59.604
2		2:15.634	24.122	1:03.917	47.595	234.2	4:15.238
3		2:54.136	36.381	1:24.852	52.903	107.2	7:09.374
4		1:50.009	23.657	51.125	35.227	235.2	8:59.383
5		1:49.215	23.680	50.788	34.747	232.2	10:48.598
6		1:50.739	23.926	51.405	35.408	231.7	12:39.337
7		1:50.685	24.270	51.603	34.812	232.2	14:30.022
8		1:49.917	23.990	50.870	35.057	233.2	16:19.939
9		1:49.968	23.949	51.390	34.629	230.2	18:09.907
10		1:50.104	24.032	51.276	34.796	231.7	20:00.011
11		1:50.807	24.297	51.604	34.906	230.2	21:50.818
12		1:50.220	23.939	51.434	34.847	230.2	23:41.038
13		1:51.399	24.358	51.932	35.109	230.2	25:32.437

55

Santiago Urrutia

Audi RS 3 LMS

Team WRT

Lap	D	Time	Sector 1	Sector 2	Sector 3	T. Spd	Elapsed
1		1:58.172	31.242	52.212	34.718	237.8	1:58.172
2		2:12.970	23.589	1:02.743	46.638	240.5	4:11.142
3		2:56.424	37.553	1:24.657	54.214	88.3	7:07.566
4		1:48.990	24.149	50.536	34.305	237.3	8:56.556
5		1:48.439	23.502	50.458	34.479	236.8	10:44.995
6		1:48.536	23.630	50.338	34.568	238.9	12:33.531
7		1:49.070	23.749	50.560	34.761	239.4	14:22.601
8		1:48.707	23.767	50.325	34.615	241.6	16:11.308
9		1:49.180	23.809	50.802	34.569	238.4	18:00.488
10		1:49.599	23.861	50.775	34.963	238.9	19:50.087
11		1:49.671	23.791	50.883	34.997	238.9	21:39.758
12		1:50.200	23.911	51.173	35.116	239.4	23:29.958
13		1:50.660	24.184	51.356	35.120	238.9	25:20.618

62

Dušan Borković

Hyundai i30 N TCR

Target Competition

Lap	D	Time	Sector 1	Sector 2	Sector 3	T. Spd	Elapsed
1		2:00.892	32.811	52.996	35.085	236.3	2:00.892
2		2:16.826	23.797	1:04.772	48.257	235.2	4:17.718
3		2:53.136	36.059	1:25.028	52.049	100.0	7:10.854
4		1:49.864	23.655	50.858	35.351	234.2	9:00.718
5		1:50.188	24.453	51.251	34.484	235.8	10:50.906
6		1:56.665	P 23.788	50.785	42.092	231.7	12:47.571
7		2:13.127	P 36.850	51.262	45.015	230.7	15:00.698

70

Mat'o Homola

Hyundai i30 N TCR

Target Competition

Lap	D	Time	Sector 1	Sector 2	Sector 3	T. Spd	Elapsed
1		2:41.132	P 32.126	1:03.455	1:05.551	233.7	2:41.132

81

Stéphane Ventaja

Peugeot 308 TCR

Team Clairet Sport

Lap	D	Time	Sector 1	Sector 2	Sector 3	T. Spd	Elapsed
1		2:04.265	35.434	52.974	35.857	237.3	2:04.265
2		2:20.261	24.243	1:06.602	49.416	235.8	4:24.526
3		2:49.776	36.075	1:22.954	50.747	101.3	7:14.302
4		1:51.294	24.004	51.674	35.616	236.8	9:05.596
5		1:50.426	24.156	51.123	35.147	237.8	10:56.022
6		1:50.444	24.097	51.387	34.960	235.2	12:46.466
7		1:51.027	24.347	51.462	35.218	235.2	14:37.493
8		1:51.171	24.540	51.451	35.180	233.7	16:28.664
9		1:51.546	24.254	51.901	35.391	235.2	18:20.210
10		1:51.393	24.207	51.929	35.257	233.7	20:11.603
11		1:51.359	24.351	51.578	35.430	233.2	22:02.962
12		1:52.719	24.472	52.800	35.447	231.7	23:55.681
13		1:52.072	24.572	51.947	35.553	237.3	25:47.753

88

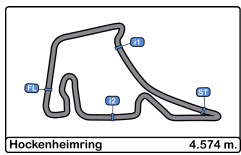
Maxime Potty

Volkswagen Golf GTI TCR

Team WRT

Lap	D	Time	Sector 1	Sector 2	Sector 3	T. Spd	Elapsed
1		1:57.096	30.449	52.127	34.520	234.2	1:57.096
2		2:12.279	23.685	1:01.819	46.775	235.2	4:09.375
3		2:57.323	37.984	1:24.064	55.275	97.5	7:06.698
4		1:48.598	23.800	50.413	34.385	236.3	8:55.296
5		1:48.592	23.703	50.433	34.456	235.2	10:43.888
6		1:49.155	23.779	50.602	34.774	235.8	12:33.043
7		1:49.059	23.699	50.639	34.721	234.7	14:22.102
8		1:49.655	23.957	51.034	34.664	236.8	16:11.757
9		1:49.486	23.961	50.742	34.783	235.8	18:01.243
10		1:49.939	23.981	50.982	34.976	235.8	19:51.182
11		1:50.268	24.087	51.221	34.960	233.7	21:41.450
12		1:49.947	24.018	51.045	34.884	233.7	23:31.397
13		1:50.630	24.132	51.247	35.251	235.2	25:22.027





Hockenheimring
TCR Europe
Race - 2
Lap Analysis



96

Abdulla Ali Al-Khelaifi

CUPRA TCR **112**

Jimmy Claret

Peugeot 308 TCR

QMMF Racing by PCR Sport

Team Claret Sport

Lap D	Time	Sector 1	Sector 2	Sector 3	T. Spd	Elapsed	Lap D	Time	Sector 1	Sector 2	Sector 3	T. Spd	Elapsed
1	2:02.879	34.326	52.821	35.732	233.2	2:02.879	1	2:01.591	33.581	52.929	35.081	233.7	2:01.591
2	2:19.498	23.901	1:06.255	49.342	237.8	4:22.377	2	2:19.384	24.072	1:06.165	49.147	242.1	4:20.975
3	2:50.063	35.696	1:23.772	50.595	96.7	7:12.440	3	2:50.618	35.709	1:23.974	50.935	115.8	7:11.593
4	1:55.945	24.370	52.134	39.441	237.8	9:08.385	4	1:50.081	24.009	50.684	35.388	242.6	9:01.674
5	1:50.432	24.211	51.102	35.119	237.3	10:58.817	5	1:51.488	24.209	51.954	35.325	238.4	10:53.162
6	1:50.051	24.081	50.814	35.156	237.8	12:48.868	6	1:50.612	24.805	50.765	35.042	240.0	12:43.774
7	1:50.664	24.559	50.940	35.165	237.8	14:39.532	7	1:50.044	23.988	50.942	35.114	240.0	14:33.818
8	1:51.211	24.279	51.424	35.508	236.8	16:30.743	8	1:50.031	24.048	50.858	35.125	240.0	16:23.849
9	1:52.402	24.554	52.336	35.512	234.7	18:23.145	9	1:50.629	24.352	50.876	35.401	238.4	18:14.478
10	1:50.554	24.349	51.011	35.194	237.8	20:13.699	10	1:50.877	24.221	51.351	35.305	241.6	20:05.355
11	1:50.977	24.725	51.147	35.105	237.3	22:04.676	11	1:50.725	24.207	51.177	35.341	239.4	21:56.080
12	1:51.494	24.004	51.861	35.629	239.4	23:56.170	12	1:51.104	24.366	51.382	35.356	240.0	23:47.184
13	1:51.217	24.383	51.298	35.536	237.8	25:47.387	13	1:51.005	24.261	51.345	35.399	238.4	25:38.189

99

Dániel Nagy

Hyundai i30 N TCR **123**

Daniel Lloyd

Honda Civic Type R FK7 TCR

M1RA Motorsport

Brutal Fish Racing Team

Lap D	Time	Sector 1	Sector 2	Sector 3	T. Spd	Elapsed	Lap D	Time	Sector 1	Sector 2	Sector 3	T. Spd	Elapsed
1	2:00.331	33.150	52.338	34.843	230.7	2:00.331	1	1:58.921	31.920	51.554	35.447	237.3	1:58.921
2	2:16.835	24.154	1:04.420	48.261	233.2	4:17.166	2	2:13.984	23.898	1:03.680	46.406	233.7	4:12.905
3	2:53.117	35.730	1:25.327	52.060	99.1	7:10.283	3	2:55.319	37.219	1:24.881	53.219	96.7	7:08.224
4	1:50.749	23.822	51.227	35.700	233.7	9:01.032	4	1:51.830	24.465	52.069	35.296	231.7	9:00.054
5	1:52.202	24.352	52.482	35.368	234.7	10:53.234	5	1:50.069	24.490	50.817	34.762	233.7	10:50.123
6	1:49.681	24.007	50.976	34.698	233.2	12:42.915	6	1:49.926	24.018	50.856	35.052	231.7	12:40.049
7	1:49.836	23.911	51.176	34.749	233.2	14:32.751	7	1:51.891	24.291	51.334	36.266	234.7	14:31.940
8	1:50.264	24.137	51.144	34.983	234.2	16:23.015	8	1:50.027	24.121	51.036	34.870	235.8	16:21.967
9	1:50.616	24.146	51.310	35.160	234.2	18:13.631	9	1:50.235	24.163	51.051	35.021	233.2	18:12.202
10	1:50.674	24.082	51.632	34.960	232.7	20:04.305	10	1:50.495	24.233	51.465	34.797	234.2	20:02.697
11	1:51.365	24.250	51.510	35.605	233.7	21:55.670	11	1:50.359	24.249	51.336	34.774	232.2	21:53.056
12	1:50.575	24.064	51.481	35.030	232.7	23:46.245	12	1:50.553	24.190	51.456	34.907	233.2	23:43.609
13	1:51.252	24.057	51.972	35.223	231.2	25:37.497	13	1:50.720	24.188	51.486	35.046	233.2	25:34.329

111

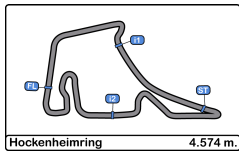
Teddy Claret

Peugeot 308 TCR

Team Claret Sport

Lap D	Time	Sector 1	Sector 2	Sector 3	T. Spd	Elapsed
1	2:01.432	33.401	52.742	35.289	234.7	2:01.432
2	2:17.040	23.853	1:04.753	48.434	238.4	4:18.472
3	2:52.905	36.292	1:24.496	52.117	102.0	7:11.377
4	1:50.037	23.814	50.739	35.484	237.3	9:01.414
5	1:51.152	24.132	52.112	34.908	232.7	10:52.566
6	1:49.797	23.866	50.871	35.060	237.8	12:42.363
7	1:49.977	23.848	50.891	35.238	237.8	14:32.340
8	1:50.386	24.083	51.113	35.190	238.4	16:22.726
9	1:50.270	24.000	51.009	35.261	238.9	18:12.996
10	1:50.952	24.253	51.530	35.169	238.4	20:03.948
11	1:50.506	24.031	51.280	35.195	237.3	21:54.454
12	1:50.325	24.084	51.027	35.214	236.8	23:44.779
13	1:50.657	24.078	51.340	35.239	238.4	25:35.436



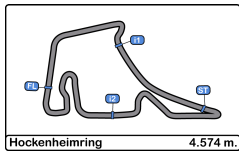


Hockenheimring
TCR Europe
Race - 2
Analysis by Lap



Num	Lap Time	Gap	Num	Lap Time	Gap	Num	Lap Time	Gap	Num	Lap Time	Gap	Num	Lap Time	Gap			
Lap 1			55	2:12.970	05.419	112	2:50.618	07.650	96	1:55.945	15.994	19	1:48.922	02.280			
24	1:53.551		16	2:13.593	06.422	44	2:50.143	08.077	17	1:52.014	16.685	88	1:49.155	03.170			
7	1:55.246	01.695	123	2:13.984	07.182	96	2:50.063	08.497	3	1:54.976	17.431	55	1:48.536	03.658			
26	1:55.999	02.448	30	2:15.115	08.731	12	2:49.815	08.814	23	1:52.680	17.779	8	1:50.809	08.410			
19	1:56.431	02.880	50	2:15.634	09.515	46	2:49.627	09.355	Num Lap Time Gap			16	1:50.460	08.826			
88	1:57.096	03.545	45	2:16.035	10.369	27	2:49.857	09.918	Lap 5			9	1:51.217	09.018			
8	1:57.577	04.026	99	2:16.835	11.443	81	2:49.776	10.359	24	1:48.530		50	1:50.739	09.464			
9	1:57.752	04.201	62	2:16.826	11.995	3	2:49.524	10.903	7	1:48.594	00.947	30	1:50.656	09.929			
55	1:58.172	04.621	111	2:17.040	12.749	25	2:48.836	11.133	26	1:48.430	01.766	123	1:49.926	10.176			
16	1:58.552	05.001	112	2:19.384	15.252	10	2:48.511	11.548	19	1:48.553	02.310	45	1:49.660	11.296			
123	1:58.921	05.370	44	2:19.374	16.154	21	2:48.755	12.673	88	1:48.592	02.967	111	1:49.797	12.490			
30	1:59.339	05.788	96	2:19.498	16.654	17	2:48.496	13.119	55	1:48.439	04.074	99	1:49.681	13.042			
50	1:59.604	06.053	12	2:19.495	17.219	23	2:47.702	13.547	8	1:49.498	06.553	112	1:50.612	13.901			
45	2:00.057	06.506	46	2:20.306	17.948	Num Lap Time Gap			9	1:49.129	06.753	12	1:50.776	14.927			
99	2:00.331	06.780	27	2:20.146	18.281	Lap 4			16	1:49.296	07.318	46	1:50.319	15.088			
62	2:00.892	07.341	81	2:20.261	18.803	24	1:48.448		50	1:49.215	07.677	27	1:50.649	16.423			
111	2:01.432	07.881	3	2:20.360	19.599	7	1:48.597	00.883	30	1:49.388	08.225	81	1:50.444	16.593			
112	2:01.591	08.040	25	2:20.964	20.517	26	1:49.013	01.866	123	1:50.069	09.202	25	1:50.941	17.492			
44	2:02.503	08.952	10	2:22.346	21.257	19	1:48.298	02.287	62	1:50.188	09.985	62	1:56.665	17.698			
96	2:02.879	09.328	21	2:21.664	22.138	88	1:48.598	02.905	45	1:51.106	10.588	10	1:51.042	18.108			
46	2:03.365	09.814	17	2:21.750	22.843	55	1:48.990	04.165	111	1:51.152	11.645	44	1:50.872	18.570			
12	2:03.447	09.896	23	2:20.338	24.065	8	1:50.821	05.585	112	1:51.488	12.241	96	1:50.051	18.995			
27	2:03.858	10.307	Num Lap Time Gap			9	1:51.367	06.154	99	1:52.202	12.313	21	1:51.792	19.990			
81	2:04.265	10.714	Lap 3			16	1:51.123	06.552	12	1:49.905	13.103	3	1:49.834	20.535			
10	2:04.634	11.083	24	2:58.220		50	1:50.009	06.992	46	1:49.826	13.721	23	1:50.097	21.362			
3	2:04.962	11.411	7	2:57.557	00.734	30	1:51.050	07.367	27	1:50.279	14.726	17	1:52.525	23.486			
25	2:05.276	11.725	26	2:57.156	01.301	123	1:51.830	07.663	81	1:50.426	15.101	Num Lap Time Gap					
21	2:06.197	12.646	19	2:57.666	02.437	45	1:50.542	08.012	25	1:50.575	15.503	Lap 7					
17	2:06.816	13.265	88	2:57.323	02.755	62	1:49.864	08.327	10	1:50.686	16.018	24	1:48.572				
23	2:09.450	15.899	8	2:57.192	03.212	99	1:50.749	08.641	44	1:50.601	16.650	7	1:48.880	01.275			
70	2:41.132	47.581	9	2:56.608	03.235	111	1:50.037	09.023	21	1:50.672	17.150	26	1:49.121	02.150			
Num Lap Time Gap			55	2:56.424	03.623	112	1:50.081	09.283	96	1:50.432	17.896	19	1:49.144	02.852			
Lap 2			16	2:55.675	03.877	12	1:51.362	11.728	3	1:50.752	19.653	88	1:49.059	03.657			
24	2:12.172		123	2:55.319	04.281	46	1:51.518	12.425	17	1:51.758	19.913	55	1:49.070	04.156			
7	2:11.874	01.397	30	2:54.254	04.765	27	1:51.507	12.977	23	1:50.968	20.217	8	1:49.970	09.808			
26	2:12.089	02.365	50	2:54.136	05.431	81	1:51.294	13.205	Num Lap Time Gap			9	1:50.184	10.630			
19	2:12.283	02.991	45	2:53.769	05.918	25	1:50.773	13.458	Lap 6			16	1:50.974	11.228			
88	2:12.279	03.652	99	2:53.117	06.340	10	1:50.762	13.862	24	1:48.952		50	1:50.685	11.577			
8	2:12.386	04.240	62	2:53.136	06.911	44	1:54.950	14.579	7	1:48.972	00.967	30	1:51.126	12.483			
9	2:12.818	04.847	111	2:52.905	07.434	21	1:50.783	15.008	26	1:48.787	01.601	45	1:50.625	13.349			





Hockenheimring

TCR Europe

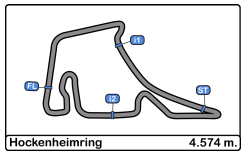
Race - 2

Analysis by Lap



Num	Lap Time	Gap	Num	Lap Time	Gap	Num	Lap Time	Gap	Num	Lap Time	Gap	Num	Lap Time	Gap
123	1:51.891	13.495	3	1:50.695	24.417	26	1:49.718	02.570	99	1:51.365	19.680	26	1:50.351	02.235
111	1:49.977	13.895	21	1:51.635	25.875	19	1:49.694	03.114	112	1:50.725	20.090	19	1:50.269	02.666
99	1:49.836	14.306	44	1:53.746	26.538	55	1:49.599	03.877	46	1:50.816	21.944	55	1:50.660	03.951
112	1:50.044	15.373	23	1:51.749	26.664	88	1:49.939	04.972	27	1:51.667	26.698	88	1:50.630	05.360
12	1:49.799	16.154	25	1:57.144	28.385	8	1:49.920	10.965	81	1:51.359	26.972	8	1:50.477	10.998
46	1:50.351	16.867	10	1:56.860	28.511	9	1:49.808	11.634	3	1:50.687	27.781	9	1:50.275	11.503
27	1:50.995	18.846	17	1:52.547	30.093	16	1:49.945	13.059	96	1:50.977	28.686	16	1:50.832	13.932
81	1:51.027	19.048	Num	Lap Time	Gap	50	1:50.104	13.801	44	1:51.204	31.184	50	1:51.399	15.770
25	1:51.101	20.021	Lap 9			30	1:50.022	14.526	21	1:51.424	32.548	45	1:50.539	16.010
10	1:50.895	20.431	24	1:49.330		45	1:49.851	15.135	10	1:50.742	32.901	30	1:51.558	16.718
96	1:50.664	21.087	7	1:49.317	01.724	123	1:50.495	16.487	Num	Lap Time	Gap	123	1:50.720	17.662
44	1:51.574	21.572	26	1:49.481	02.507	111	1:50.952	17.738	Lap 12			111	1:50.657	18.769
3	1:50.539	22.502	19	1:49.345	03.075	99	1:50.674	18.095	24	1:49.935		99	1:51.252	20.830
21	1:51.602	23.020	55	1:49.180	03.933	112	1:50.877	19.145	7	1:49.873	02.092	112	1:51.005	21.522
23	1:50.905	23.695	88	1:49.486	04.688	46	1:50.793	20.908	26	1:49.878	02.626	46	1:51.203	23.533
17	1:51.412	26.326	8	1:49.507	10.700	27	1:51.374	24.811	19	1:50.037	03.139	27	1:51.940	29.948
62	2:13.127	42.253	9	1:49.590	11.481	81	1:51.393	25.393	55	1:50.200	04.033	3	1:51.787	30.414
Num	Lap Time	Gap	16	1:49.702	12.769	3	1:50.326	26.874	88	1:49.947	05.472	96	1:51.217	30.720
Lap 8			50	1:49.968	13.352	96	1:50.554	27.489	8	1:49.996	11.263	81	1:52.072	31.086
24	1:48.780		30	1:50.033	14.159	44	1:50.938	29.760	9	1:50.076	11.970	44	1:51.587	33.371
7	1:49.242	01.737	45	1:50.232	14.939	21	1:51.582	30.904	16	1:50.319	13.842	10	1:51.478	35.230
26	1:48.986	02.356	123	1:50.235	15.647	10	1:50.850	31.939	50	1:50.220	15.113	21	1:52.091	36.799
19	1:48.988	03.060	111	1:50.270	16.441	23	2:09.141	48.838	30	1:50.547	15.902			
55	1:48.707	04.083	99	1:50.616	17.076	25	2:13.187	58.752	45	1:50.324	16.213			
88	1:49.655	04.532	112	1:50.629	17.923	Num	Lap Time	Gap	123	1:50.553	17.684			
8	1:49.495	10.523	46	1:50.759	19.770	Lap 11			111	1:50.325	18.854			
9	1:49.371	11.221	27	1:51.313	23.092	24	1:49.780		99	1:50.575	20.320			
16	1:49.949	12.397	81	1:51.546	23.655	7	1:50.114	02.154	112	1:51.104	21.259			
50	1:49.917	12.714	3	1:51.116	26.203	26	1:49.893	02.683	46	1:51.063	23.072			
30	1:49.753	13.456	96	1:52.402	26.590	19	1:49.703	03.037	27	1:51.987	28.750			
45	1:49.468	14.037	44	1:51.269	28.477	55	1:49.671	03.768	3	1:51.523	29.369			
123	1:50.027	14.742	21	1:52.432	28.977	88	1:50.268	05.460	81	1:52.719	29.756			
111	1:50.386	15.501	23	1:52.018	29.352	8	1:50.017	11.202	96	1:51.494	30.245			
99	1:50.264	15.790	10	1:51.563	30.744	9	1:49.975	11.829	44	1:51.277	32.526			
112	1:50.031	16.624	25	1:56.165	35.220	16	1:50.179	13.458	10	1:51.528	34.494			
12	1:50.205	17.579	12	2:18.280	46.529	50	1:50.807	14.828	21	1:52.837	35.450			
46	1:50.254	18.341	Num	Lap Time	Gap	30	1:50.544	15.290	Num	Lap Time	Gap			
27	1:51.043	21.109	Lap 10			45	1:50.469	15.824	Lap 13					
81	1:51.171	21.439	24	1:49.655		123	1:50.359	17.066	24	1:50.742				
96	1:51.211	23.518	7	1:49.751	01.820	111	1:50.506	18.464	7	1:49.952	01.302			





Hockenheimring

TCR Europe

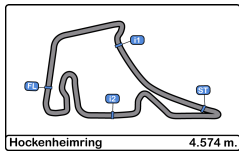
Race - 2

Best Sectors Results



Sector - 1			Sector - 2			Sector - 3			Ideal Lap vs Best Lap						
Clas	Nº	Driver	Time	Nº	Driver	Time	Nº	Driver	Time	Clas	Nº	Driver	Ideal Lap	Best Lap	Clas
1	55	Santiago Urrutia	23.502	7	Aurélien Comte	50.309	24	Julien Briché	34.165	1	24	Julien Briché	1:48.100	1:48.448	4
2	9	Josh Files	23.517	55	Santiago Urrutia	50.325	19	Andreas Bäckman	34.166	2	55	Santiago Urrutia	1:48.132	1:48.439	3
3	24	Julien Briché	23.543	26	Jessica Bäckman	50.347	7	Aurélien Comte	34.287	3	19	Andreas Bäckman	1:48.255	1:48.298	1
4	8	Luca Engstler	23.581	24	Julien Briché	50.392	55	Santiago Urrutia	34.305	4	7	Aurélien Comte	1:48.276	1:48.594	6
5	19	Andreas Bäckman	23.651	88	Maxime Potty	50.413	26	Jessica Bäckman	34.344	5	26	Jessica Bäckman	1:48.387	1:48.430	2
6	62	Dušan Borković	23.655	19	Andreas Bäckman	50.438	88	Maxime Potty	34.385	6	88	Maxime Potty	1:48.483	1:48.592	5
7	50	Tom Coronel	23.657	3	Davit Kajaia	50.609	9	Josh Files	34.471	7	62	Dušan Borković	1:48.924	1:49.864	18
8	7	Aurélien Comte	23.680	16	Gilles Magnus	50.676	62	Dušan Borković	34.484	8	9	Josh Files	1:48.939	1:49.129	7
9	88	Maxime Potty	23.685	112	Jimmy Claret	50.684	8	Luca Engstler	34.558	9	50	Tom Coronel	1:49.074	1:49.215	8
10	16	Gilles Magnus	23.694	111	Teddy Claret	50.739	30	Luca Filippi	34.583	10	8	Luca Engstler	1:49.100	1:49.495	12
11	12	Nelson Panciatici	23.695	23	Tamás Tenke	50.774	50	Tom Coronel	34.629	11	16	Gilles Magnus	1:49.235	1:49.296	9
12	26	Jessica Bäckman	23.696	21	Marie Baus-Coppens	50.779	99	Dániel Nagy	34.698	12	45	Gianni Morbidelli	1:49.375	1:49.468	11
13	44	Lilou Wadoux	23.714	62	Dušan Borković	50.785	45	Gianni Morbidelli	34.700	13	30	Luca Filippi	1:49.388	1:49.388	10
14	45	Gianni Morbidelli	23.767	50	Tom Coronel	50.788	123	Daniel Lloyd	34.762	14	111	Teddy Claret	1:49.461	1:49.797	14
15	11	Teddy Claret	23.814	96	Abdulla Ali Al-Khelaifi	50.814	46	Olli Kangas	34.820	15	123	Daniel Lloyd	1:49.477	1:49.926	19
16	99	Dániel Nagy	23.822	123	Daniel Lloyd	50.817	16	Gilles Magnus	34.865	16	3	Davit Kajaia	1:49.488	1:49.834	17
17	3	Davit Kajaia	23.827	45	Gianni Morbidelli	50.908	111	Teddy Claret	34.908	17	99	Dániel Nagy	1:49.496	1:49.681	13
18	30	Luca Filippi	23.835	9	Josh Files	50.951	23	Tamás Tenke	34.939	18	46	Olli Kangas	1:49.712	1:49.826	16
19	17	Martin Ryba	23.872	8	Luca Engstler	50.961	12	Nelson Panciatici	34.947	19	112	Jimmy Claret	1:49.714	1:50.031	20
20	12	Daniel Lloyd	23.898	30	Luca Filippi	50.970	81	Stéphane Ventaja	34.960	20	12	Nelson Panciatici	1:49.774	1:49.799	15
21	96	Abdulla Ali Al-Khelaifi	23.901	25	Natan Bihel	50.975	25	Natan Bihel	34.961	21	23	Tamás Tenke	1:49.806	1:50.097	22
22	46	Olli Kangas	23.903	99	Dániel Nagy	50.976	44	Lilou Wadoux	34.964	22	96	Abdulla Ali Al-Khelaifi	1:49.820	1:50.051	21
23	11	Jimmy Claret	23.988	46	Olli Kangas	50.989	10	Viktor Davidovski	35.014	23	21	Marie Baus-Coppens	1:50.018	1:50.672	27
24	81	Stéphane Ventaja	24.004	27	John Filippi	51.020	112	Jimmy Claret	35.042	24	44	Lilou Wadoux	1:50.077	1:50.601	26
25	21	Marie Baus-Coppens	24.064	81	Stéphane Ventaja	51.123	3	Davit Kajaia	35.052	25	81	Stéphane Ventaja	1:50.087	1:50.426	24
26	10	Viktor Davidovski	24.069	12	Nelson Panciatici	51.132	17	Martin Ryba	35.092	26	25	Natan Bihel	1:50.113	1:50.575	25
27	27	John Filippi	24.083	10	Viktor Davidovski	51.239	96	Abdulla Ali Al-Khelaifi	35.105	27	27	John Filippi	1:50.226	1:50.279	23
28	23	Tamás Tenke	24.093	44	Lilou Wadoux	51.399	27	John Filippi	35.123	28	10	Viktor Davidovski	1:50.322	1:50.686	28
29	25	Natan Bihel	24.177	17	Martin Ryba	51.670	21	Marie Baus-Coppens	35.175	29	17	Martin Ryba	1:50.634	1:51.412	29
30	70	Mat'o Homola	32.126	34	Stian Paulsen	52.085	70	Mat'o Homola	1:05.551	30	70	Mat'o Homola	2:41.132	2:41.132	30
31	34	Stian Paulsen	32.538	70	Mat'o Homola	1:03.455	34	Stian Paulsen	Transpo	31	34	Stian Paulsen	Transpo	Transpo	31



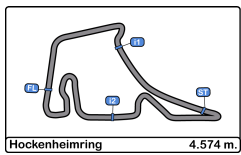


Hockenheimring
TCR Europe
Race - 2
Leader Sequence



<u>N°</u>	<u>Driver</u>	<u>Nat</u>	<u>Team</u>	<u>Nat</u>	<u>Vehicle</u>	<u>Start Lap</u>	<u>End Lap</u>	<u>Laps</u>	<u>Total Laps</u>
24	Julien Bricé	FRA	JSB Compétition	FRA	Peugeot 308 TCR	1	13	13	13





Hockenheimring

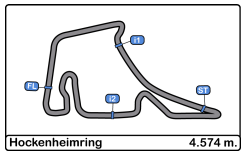
TCR Europe

Race - 2

Best 5 Lap Times



Cls	N°	Driver	Nat	Team	Nat	Vehicle	Best 1		Best 2		Best 3		Best 4		Best 5	
							Time	Lap	Time	Lap	Time	Lap	Time	Lap	Time	Lap
1	19	Andreas Bäckman	SW	Target Competition	SW	Hyundai i30 N TCR	1:48.298	4	1:48.553	5	1:48.922	6	1:48.988	8	1:49.144	7
2	26	Jessica Bäckman	SW	Target Competition	SW	Hyundai i30 N TCR	1:48.430	5	1:48.787	6	1:48.986	8	1:49.013	4	1:49.121	7
3	55	Santiago Urrutia	URU	Team WRT	URU	Audi RS 3 LMS	1:48.439	5	1:48.536	6	1:48.707	8	1:48.990	4	1:49.070	7
4	24	Julien Briché	FRA	JSB Compétition	FRA	Peugeot 308 TCR	1:48.448	4	1:48.530	5	1:48.572	7	1:48.780	8	1:48.952	6
5	88	Maxime Potty	BEL	Team WRT	BEL	Volkswagen Golf GTI TCR	1:48.592	5	1:48.598	4	1:49.059	7	1:49.155	6	1:49.486	9
6	7	Aurélien Comte	FRA	DG Sport Compétition	FRA	Peugeot 308 TCR	1:48.594	5	1:48.597	4	1:48.880	7	1:48.972	6	1:49.242	8
7	9	Josh Files	GBR	Target Competition	GBR	Hyundai i30 N TCR	1:49.129	5	1:49.371	8	1:49.590	9	1:49.808	10	1:49.975	11
8	50	Tom Coronel	NED	Boutsen Ginion Racing	NED	Honda Civic Type R FK7 TCR	1:49.215	5	1:49.917	8	1:49.968	9	1:50.009	4	1:50.104	10
9	16	Gilles Magnus	BEL	Comtoy Racing	BEL	Audi RS 3 LMS	1:49.296	5	1:49.702	9	1:49.945	10	1:49.949	8	1:50.179	11
10	30	Luca Filippi	ITA	BRC Racing Team	ITA	Hyundai i30 N TCR	1:49.388	5	1:49.753	8	1:50.022	10	1:50.033	9	1:50.544	11
11	45	Gianni Morbidelli	ITA	WestCoast Racing	ITA	Volkswagen Golf GTI TCR	1:49.468	8	1:49.660	6	1:49.851	10	1:50.232	9	1:50.324	12
12	8	Luca Engstler	GER	M1RA Motorsport	GER	Hyundai i30 N TCR	1:49.495	8	1:49.498	5	1:49.507	9	1:49.920	10	1:49.970	7
13	99	Dániel Nagy	HUN	M1RA Motorsport	HUN	Hyundai i30 N TCR	1:49.681	6	1:49.836	7	1:50.264	8	1:50.575	12	1:50.616	9
14	111	Teddy Clairet	FRA	Team Clairet Sport	FRA	Peugeot 308 TCR	1:49.797	6	1:49.977	7	1:50.037	4	1:50.270	9	1:50.325	12
15	12	Nelson Panciatichi	FRA	M Racing	FRA	Hyundai i30 N TCR	1:49.799	7	1:49.905	5	1:50.205	8	1:50.776	6	1:51.362	4
16	46	Olli Kangas	FIN	WestCoast Racing	FIN	Volkswagen Golf GTI TCR	1:49.826	5	1:50.254	8	1:50.319	6	1:50.351	7	1:50.759	9
17	3	Davit Kajaia	GEO	PCR Sport with Georgia	GEO	CUPRA TCR	1:49.834	6	1:50.326	10	1:50.539	7	1:50.687	11	1:50.695	8
18	62	Dušan Borković	SRB	Target Competition	SRB	Hyundai i30 N TCR	1:49.864	4	1:50.188	5	1:56.665	6	2:00.892	1	2:13.127	7
19	123	Daniel Lloyd	GBR	Brutal Fish Racing Team	GBR	Honda Civic Type R FK7 TCR	1:49.926	6	1:50.027	8	1:50.069	5	1:50.235	9	1:50.359	11
20	112	Jimmy Clairet	FRA	Team Clairet Sport	FRA	Peugeot 308 TCR	1:50.031	8	1:50.044	7	1:50.081	4	1:50.612	6	1:50.629	9
21	96	Abdulla Ali Al-	QAT	QMMF Racing by PCR Sport	QAT	CUPRA TCR	1:50.051	6	1:50.432	5	1:50.554	10	1:50.664	7	1:50.977	11
22	23	Tamás Tenke	HUN	Zengő Motorsport	HUN	CUPRA TCR	1:50.097	6	1:50.905	7	1:50.968	5	1:51.749	8	1:52.018	9
23	27	John Filippi	FRA	Vuković Motorsport	FRA	Renault Mégane RS TCR	1:50.279	5	1:50.649	6	1:50.995	7	1:51.043	8	1:51.313	9
24	81	Stéphane Ventaja	FRA	Team Clairet Sport	FRA	Peugeot 308 TCR	1:50.426	5	1:50.444	6	1:51.027	7	1:51.171	8	1:51.294	4
25	25	Natan Bihel	FRA	M Racing	FRA	Hyundai i30 N TCR	1:50.575	5	1:50.773	4	1:50.941	6	1:51.101	7	1:56.165	9
26	44	Lilou Wadoux	FRA	JSB Compétition	FRA	Peugeot 308 TCR	1:50.601	5	1:50.872	6	1:50.938	10	1:51.204	11	1:51.269	9
27	21	Marie Baus-	FRA	JSB Compétition	FRA	CUPRA TCR	1:50.672	5	1:50.783	4	1:51.424	11	1:51.582	10	1:51.602	7
28	10	Viktor Davidovski	MKD	PSS Racing Team	MKD	Honda Civic Type R FK7 TCR	1:50.686	5	1:50.742	11	1:50.762	4	1:50.850	10	1:50.895	7
29	17	Martin Ryba	SVK	Brutal Fish Racing Team	SVK	Honda Civic Type R FK7 TCR	1:51.412	7	1:51.758	5	1:52.014	4	1:52.525	6	1:52.547	8
30	70	Mat'ò Homola	SVK	Target Competition	SVK	Hyundai i30 N TCR	2:41.132	1								
31	34	Stian Paulsen	NOR	Stian Paulsen Racing	NOR	CUPRA TCR										



Hockenheimring

TCR Europe

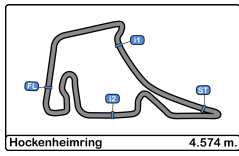
Race - 2

Best 5 Top Speeds



Cls	N°	Driver	Nat	Team	Nat	Vehicle	Top 1		Top 2		Top 3		Top 4		Top 5		Avg
							Km/h	Lap	Km/h	Lap	Km/h	Lap	Km/h	Lap	Km/h	Lap	
1	112	Jimmy Claret	FRA	Team Claret Sport	FRA	Peugeot 308 TCR	242.6	4	242.1	2	241.6	10	240.0	6	240.0	7	241.2
2	55	Santiago Urrutia	URU	Team WRT	URU	Audi RS 3 LMS	241.6	8	240.5	2	239.4	7	239.4	12	238.9	6	240.0
3	3	Davit Kajaia	GEO	PCR Sport with Georgia	GEO	CUPRA TCR	240.0	4	238.4	1	237.3	8	236.8	6	236.8	7	237.8
4	16	Gilles Magnus	BEL	Comtoy Racing	BEL	Audi RS 3 LMS	240.0	2	240.0	7	239.4	5	239.4	8	238.9	1	239.5
5	27	John Filippi	FRA	Vuković Motorsport	FRA	Renault Mégane RS TCR	239.4	4	237.8	5	236.8	1	236.8	6	236.8	7	237.5
6	96	Abdulla Ali Al-	QAT	QMMF Racing by PCR Sport	QAT	CUPRA TCR	239.4	12	237.8	2	237.8	4	237.8	6	237.8	7	238.2
7	111	Teddy Claret	FRA	Team Claret Sport	FRA	Peugeot 308 TCR	238.9	9	238.4	2	238.4	8	238.4	10	238.4	13	238.5
8	17	Martin Ryba	SVK	Brutal Fish Racing Team	SVK	Honda Civic Type R FK7 TCR	238.4	1	235.2	6	231.7	9	231.2	5	231.2	7	233.5
9	21	Marie Baus-	FRA	JSB Compétition	FRA	CUPRA TCR	238.4	1	237.8	6	237.3	7	237.3	8	237.3	10	237.6
10	23	Tamás Tenke	HUN	Zengő Motorsport	HUN	CUPRA TCR	238.4	8	237.3	7	236.8	6	236.3	10	234.7	4	236.7
11	46	Olli Kangas	FIN	WestCoast Racing	FIN	Volkswagen Golf GTI TCR	238.4	1	235.2	4	234.7	6	234.7	7	234.2	2	235.5
12	8	Luca Engstler	GER	M1RA Motorsport	GER	Hyundai i30 N TCR	237.8	6	235.2	2	233.7	1	233.2	4	232.2	5	234.4
13	10	Viktor Davidovski	MKD	PSS Racing Team	MKD	Honda Civic Type R FK7 TCR	237.8	1	237.8	7	236.8	6	236.3	2	236.3	9	237.0
14	19	Andreas Bäckman	SW	Target Competition	SW	Hyundai i30 N TCR	237.8	12	237.3	13	236.3	1	236.3	5	236.3	8	236.8
15	81	Stéphane Ventaja	FRA	Team Claret Sport	FRA	Peugeot 308 TCR	237.8	5	237.3	1	237.3	13	236.8	4	235.8	2	237.0
16	26	Jessica Bäckman	SW	Target Competition	SW	Hyundai i30 N TCR	237.3	13	236.8	11	236.8	12	236.3	7	236.3	8	236.7
17	50	Tom Coronel	NED	Boutsen Ginion Racing	NED	Honda Civic Type R FK7 TCR	237.3	1	235.2	4	234.2	2	233.2	8	232.2	5	234.4
18	123	Daniel Lloyd	GBR	Brutal Fish Racing Team	GBR	Honda Civic Type R FK7 TCR	237.3	1	235.8	8	234.7	7	234.2	10	233.7	2	235.1
19	88	Maxime Potty	BEL	Team WRT	BEL	Volkswagen Golf GTI TCR	236.8	8	236.3	4	235.8	6	235.8	9	235.8	10	236.1
20	9	Josh Files	GBR	Target Competition	GBR	Hyundai i30 N TCR	236.3	2	235.8	1	235.2	5	234.7	13	234.2	4	235.2
21	44	Lilou Wadoux	FRA	JSB Compétition	FRA	Peugeot 308 TCR	236.3	4	235.2	8	234.7	2	233.7	9	233.2	6	234.6
22	62	Dušan Borković	SRB	Target Competition	SRB	Hyundai i30 N TCR	236.3	1	235.8	5	235.2	2	234.2	4	231.7	6	234.6
23	7	Aurélien Comte	FRA	DG Sport Compétition	FRA	Peugeot 308 TCR	235.8	4	235.8	8	235.8	13	235.2	7	235.2	9	235.6
24	25	Natan Bihel	FRA	M Racing	FRA	Hyundai i30 N TCR	235.8	2	234.7	1	234.2	5	234.2	6	233.7	4	234.5
25	12	Nelson Panciatici	FRA	M Racing	FRA	Hyundai i30 N TCR	235.2	6	234.7	1	234.7	4	233.7	2	233.7	8	234.4
26	30	Luca Filippi	ITA	BRC Racing Team	ITA	Hyundai i30 N TCR	235.2	4	234.2	7	233.7	11	233.7	13	233.2	2	234.0
27	24	Julien Briché	FRA	JSB Compétition	FRA	Peugeot 308 TCR	234.7	12	234.7	13	234.2	8	234.2	9	234.2	10	234.4
28	99	Dániel Nagy	HUN	M1RA Motorsport	HUN	Hyundai i30 N TCR	234.7	5	234.2	8	234.2	9	233.7	4	233.7	11	234.1
29	45	Gianni Morbidelli	ITA	WestCoast Racing	ITA	Volkswagen Golf GTI TCR	234.2	10	233.7	7	233.7	12	233.7	13	232.7	1	233.6
30	70	Mat'ó Homola	SVK	Target Competition	SVK	Hyundai i30 N TCR	233.7	1									233.7
31	34	Stian Paulsen	NOR	Stian Paulsen Racing	NOR	CUPRA TCR	230.2	1									230.2



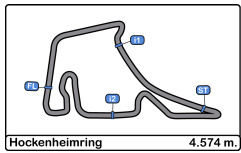


Hockenheimring
TCR Europe
Race - 2
Fastest Laps Sequence



Lap	Time of Day	Session Time	N°	Driver	Nat	Team	Nat	Vehicle	Time	Km/h
4	11:47:35.939	8:51.939	24	Julien Briché	FRA	JSB Compétition	FRA	Peugeot 308 TCR	1:48.448	151.8
4	11:47:38.226	8:54.226	19	Andreas Bäckma	SWE	Target Competition	SWE	Hyundai i30 N TCR	1:48.298	152.0





Hockenheimring

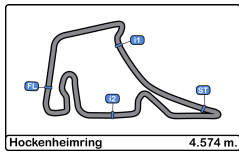
TCR Europe

Race - 2

Event Best Maximum Speed



N°	Driver	Nat	Team	Nat	Vehicle	Km/h	Session
55	Santiago Urrutia	URU	Team WRT	URU	Audi RS 3 LMS	243.2	Race - 1
112	Jimmy Claret	FRA	Team Claret Sport	FRA	Peugeot 308 TCR	242.6	Race - 2
96	Abdulla Ali Al-Kh	QAT	QMMF Racing by PCR Sport	QAT	CUPRA TCR	241.6	Race - 1
24	Julien Briché	FRA	JSB Compétition	FRA	Peugeot 308 TCR	241.0	Race - 1
111	Teddy Claret	FRA	Team Claret Sport	FRA	Peugeot 308 TCR	240.5	Race - 1
7	Aurélien Comte	FRA	DG Sport Compétition	FRA	Peugeot 308 TCR	240.0	Race - 1
16	Gilles Magnus	BEL	Comtoy Racing	BEL	Audi RS 3 LMS	240.0	Race - 2
3	Davit Kajaia	GEO	PCR Sport with Georgia	GEO	CUPRA TCR	240.0	Race - 2
70	Mat'o Homola	SVK	Target Competition	SVK	Hyundai i30 N TCR	239.4	Race - 1
10	Viktor Davidovski	MKD	PSS Racing Team	MKD	Honda Civic Type R FK7 TCR	239.4	Race - 1
46	Olli Kangas	FIN	WestCoast Racing	FIN	Volkswagen Golf GTI TCR	239.4	Race - 1
27	John Filippi	FRA	Vuković Motorsport	FRA	Renault Mégane RS TCR	239.4	Race - 1
21	Marie Baus-Copp	FRA	JSB Compétition	FRA	CUPRA TCR	238.4	Race - 1
17	Martin Ryba	SVK	Brutal Fish Racing Team	SVK	Honda Civic Type R FK7 TCR	238.4	Race - 2
23	Tamás Tenke	HUN	Zengő Motorsport	HUN	CUPRA TCR	238.4	Race - 2
81	Stéphane Ventaja	FRA	Team Claret Sport	FRA	Peugeot 308 TCR	237.8	Race - 2
8	Luca Engstler	GER	M1RA Motorsport	GER	Hyundai i30 N TCR	237.8	Race - 2
19	Andreas Bäckma	SWE	Target Competition	SWE	Hyundai i30 N TCR	237.8	Race - 2
34	Stian Paulsen	NOR	Stian Paulsen Racing	NOR	CUPRA TCR	237.3	Race - 1
5	Alex Morgan	GBR	Wolf-Power Racing	GBR	Renault Mégane RS TCR	237.3	Race - 1
123	Daniel Lloyd	GBR	Brutal Fish Racing Team	GBR	Honda Civic Type R FK7 TCR	237.3	Race - 2
50	Tom Coronel	NED	Boutsen Ginion Racing	NED	Honda Civic Type R FK7 TCR	237.3	Race - 2
26	Jessica Bäckman	SWE	Target Competition	SWE	Hyundai i30 N TCR	237.3	Race - 2
45	Gianni Morbidelli	ITA	WestCoast Racing	ITA	Volkswagen Golf GTI TCR	236.8	Race - 1
99	Dániel Nagy	HUN	M1RA Motorsport	HUN	Hyundai i30 N TCR	236.8	Race - 1
88	Maxime Potty	BEL	Team WRT	BEL	Volkswagen Golf GTI TCR	236.8	Race - 2
62	Dušan Borković	SRB	Target Competition	SRB	Hyundai i30 N TCR	236.3	Race - 1
12	Nelson Panciatici	FRA	M Racing	FRA	Hyundai i30 N TCR	236.3	Race - 1
9	Josh Files	GBR	Target Competition	GBR	Hyundai i30 N TCR	236.3	Race - 2
44	Lilou Wadoux	FRA	JSB Compétition	FRA	Peugeot 308 TCR	236.3	Race - 2
25	Natan Bihel	FRA	M Racing	FRA	Hyundai i30 N TCR	235.8	Race - 2
30	Luca Filippi	ITA	BRC Racing Team	ITA	Hyundai i30 N TCR	235.2	Race - 2



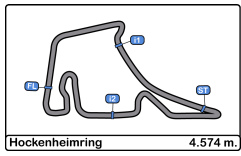
Hockenheimring
TCR Europe
Race - 2
Lap Chart



LAP

Nr	Pos	Grid	1	2	3	4	5	6	7	8	9	10	11	12	13
24	1	24	24	24	24	24	24	24	24	24	24	24	24	24	24
26	2	26	7	7	7	7	7	7	7	7	7	7	7	7	7
55	3	55	26	26	26	26	26	26	26	26	26	26	26	26	26
7	4	7	19	19	19	19	19	19	19	19	19	19	19	19	19
19	5	19	88	88	88	88	88	88	88	55	55	55	55	55	55
88	6	88	8	8	8	55	55	55	55	88	88	88	88	88	88
8	7	8	9	9	9	8	8	8	8	8	8	8	8	8	8
123	8	123	55	55	55	9	9	16	9	9	9	9	9	9	9
16	9	16	16	16	16	16	16	9	16	16	16	16	16	16	16
9	10	9	123	123	123	50	50	50	50	50	50	50	50	50	50
70	11	70	30	30	30	30	30	30	30	30	30	30	30	30	45
30	12	30	50	50	50	123	123	123	45	45	45	45	45	45	30
34	13	34	45	45	45	45	62	45	123	123	123	123	123	123	123
62	14	62	99	99	99	62	45	111	111	111	111	111	111	111	111
45	15	45	62	62	62	99	111	99	99	99	99	99	99	99	99
112	16	112	111	111	111	111	112	112	112	112	112	112	112	112	112
111	17	111	112	112	112	112	99	12	12	12	46	46	46	46	46
99	18	99	44	44	44	12	12	46	46	46	27	27	27	27	27
44	19	44	96	96	96	46	46	27	27	27	81	81	81	3	3
27	20	27	46	12	12	27	27	81	81	81	3	3	3	81	96
50	21	50	12	46	46	81	81	25	25	96	96	96	96	96	81
96	22	96	27	27	27	25	25	62	10	3	44	44	44	44	44
12	23	12	81	81	81	10	10	10	96	21	21	21	21	10	10
23	24	23	10	3	3	44	44	44	44	23	10	10	21	21	21
46	25	46	3	25	25	21	21	96	3	23	10	23			
10	26	10	25	10	10	96	96	21	21	25	25	25			
81	27	81	21	21	21	17	3	3	23	10	12				
25	28	25	17	17	17	3	17	23	17	17					
17	29	17	23	23	23	23	23	17	62						
21	30	21	70												
3	31	3													

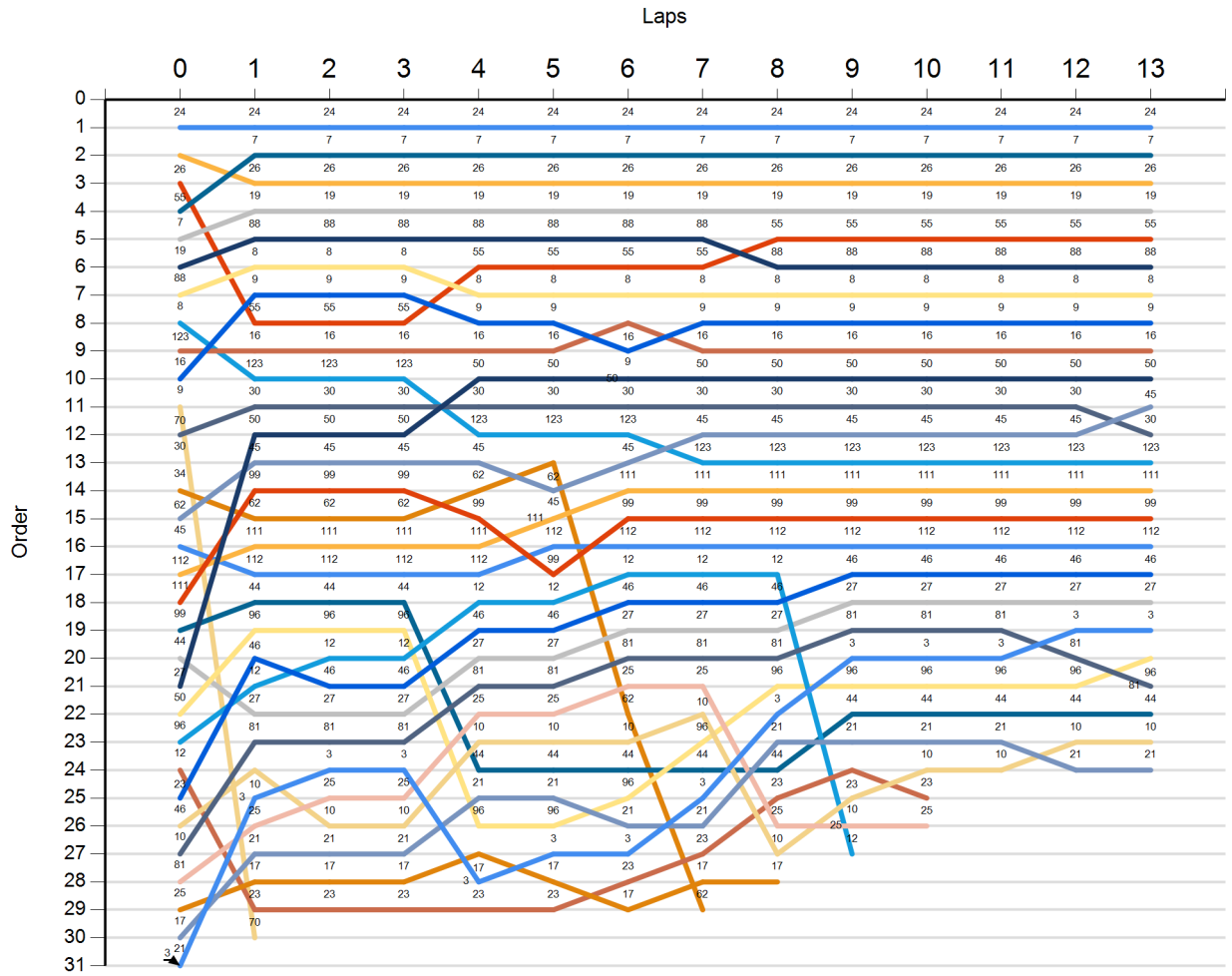


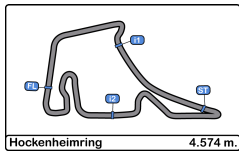


Hockenheimring
TCR Europe
Race - 2
Graphic Lap Chart



- 24
- 26
- 55
- 7
- 19
- 88
- 8
- 123
- 16
- 9
- 70
- 30
- 34
- 62
- 45
- 112
- 111
- 99
- 44
- 27
- 50
- 96
- 12
- 23
- 46
- 10
- 81
- 25
- 17
- 21
- 3



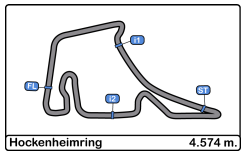


Hockenheimring
TCR Europe
Race - 2
Pit Stop Analysis

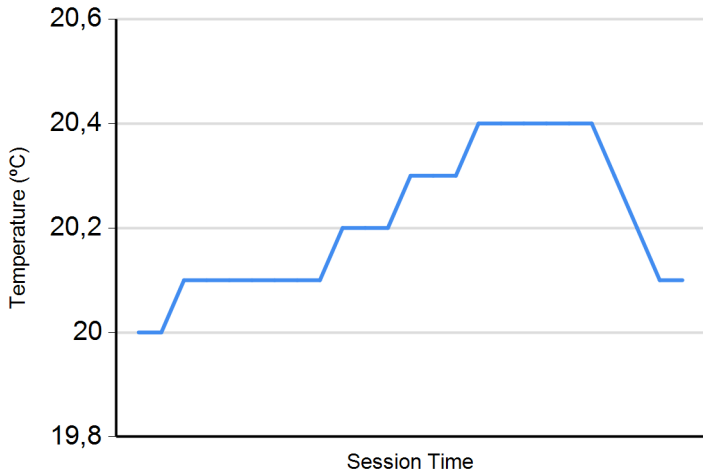


N°	In Day Time	Driver	Nat	Team	Nat	Vehicle	In Time	Stop N°	Pit Time	Handicap	Penalty
62	11:51:27.363	Dušan Borković	SRB	Target Competition	SRB	Hyundai i30 N TCR	12:43.815	1	18.970		

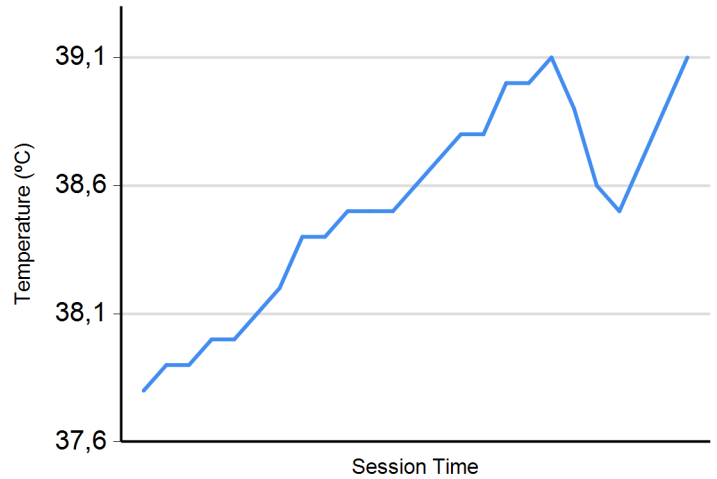




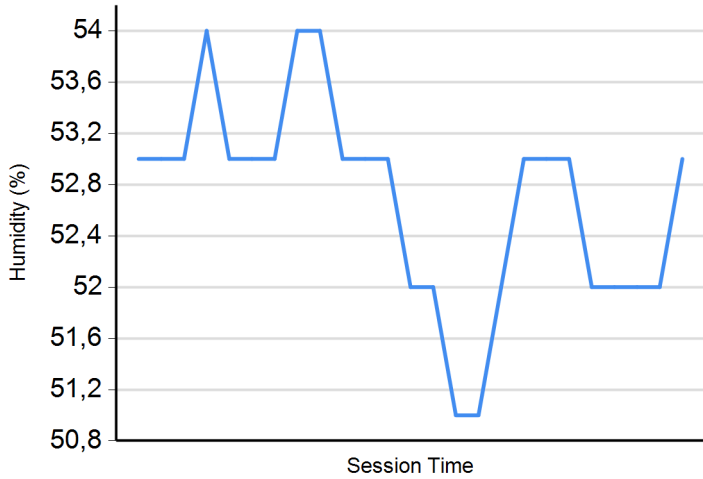
Air Temperature



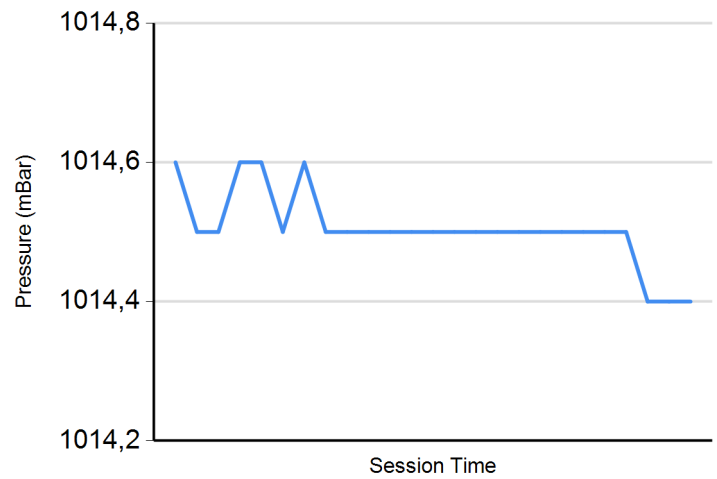
Track Temperature



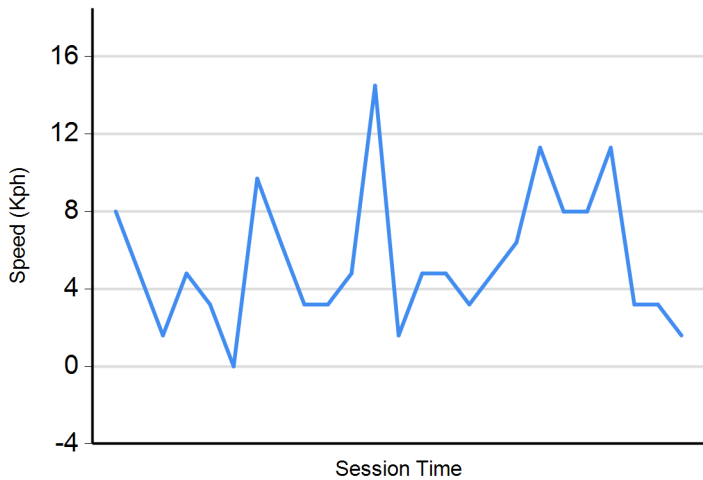
Humidity



Pressure



Wind Speed



Wind direction

North = 0°/360° Est = 90° South = 180° West = 270°

