

**Hungaroring**  
**Euroformula Open**  
**Free Practice - 2**  
**Provisional Results**



Clas	Nº	Entrant	Nat	Driver	Nat	Cat	Clas	Chassis - Engine	Team	Laps	Best	Time	Gap	Interval	Km/h
1	14	Team Motopark	DE	Yuki Tsunoda	JPN	R	1	Dallara F317 Spiess	Team Motopark	19	18	1:36.410			163.5
2	33	Team Motopark	DE	Marino Sato	JPN			Dallara F317 Spiess	Team Motopark	14	13	1:36.525	0.115	0.115	163.3
3	30	Team Motopark	DE	Liam Lawson	NZL	R	2	Dallara F317 Spiess	Team Motopark	19	18	1:36.624	0.214	0.099	163.2
4	22	Carlin Motorsport	GB	Nobuharu Matsushita	JPN			Dallara F317 Spiess	Carlin Motorsport	14	9	1:36.661	0.251	0.037	163.1
5	7	Double R	GB	Jack Doohan	AU	R	3	Dallara F317 HWA	Double R	12	11	1:36.878	0.468	0.217	162.7
6	11	Carlin Motorsport	GB	Teppei Natori	JPN	R	4	Dallara F317 Spiess	Carlin Motorsport	20	16	1:36.927	0.517	0.049	162.7
7	21	Fortec Motorsport	GB	Calan Williams	AU			Dallara F317 HWA	Fortec Motorsport	19	17	1:37.218	0.808	0.291	162.2
8	63	Carlin Motorsport	GB	Nicolai Kjaergaard	DN	R	5	Dallara F317 Spiess	Carlin Motorsport	19	16	1:37.223	0.813	0.005	162.2
9	18	Team Motopark	DE	Julian Hanes	DE			Dallara F317 Spiess	Team Motopark	18	14	1:37.270	0.860	0.047	162.1
10	99	Drivex School	ESP	Rui Andrade	AG	R	6	Dallara F317 HWA	Drivex School	21	16	1:37.301	0.891	0.031	162.0
11	51	Teo Martin Motorsport	ESP	Aldo Festante	ITA			Dallara F317 HWA	Teo Martin Motorsport	18	15	1:37.421	1.011	0.120	161.8
12	26	Double R	GB	Linus Lundqvist	SW	R	7	Dallara F317 HWA	Double R	19	14	1:37.496	1.086	0.075	161.7
13	12	Carlin Motorsport	GB	Christian Hahn	BR			Dallara F317 Spiess	Carlin Motorsport	19	13	1:37.498	1.088	0.002	161.7
14	31	Carlin Motorsport	GB	Billy Monger	GB	R	8	Dallara F317 Spiess	Carlin Motorsport	19	15	1:37.522	1.112	0.024	161.7
15	1	RP Motorsport	ITA	Javier Gonzalez	ME	R	9	Dallara F317 Spiess	RP Motorsport	19	15	1:37.694	1.284	0.172	161.4
16	8	Teo Martin Motorsport	ESP	Lukas Dunner	AUT			Dallara F317 HWA	Teo Martin Motorsport	20	18	1:37.828	1.418	0.134	161.2
17	25	Team Motopark	DE	Cameron Das	US			Dallara F317 Spiess	Team Motopark	17	13	1:38.128	1.718	0.300	160.7
18	3	RP Motorsport	ITA	Pierre Louis Chovet	FRA	R	10	Dallara F317 Spiess	RP Motorsport	13	5	1:38.280	1.870	0.152	160.4

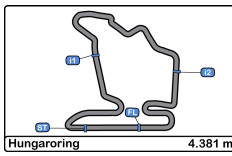
CAR 8 TIME 1:38.876 DELETED TRACK LIMITS AT T 11 - TIME 1:38.390 DELETED TRACK LIMITS AT T4 and 11 - TIME 1:38.321 DELETED TRACK LIMITS AT T4 - TIME 1:37.472 DELETED TRACK LIMITS AT T 4  
 CAR 11 TIME 1:38.101 DELETED TRACK LIMITS AT T 11  
 CAR 51 TIME 1:39.792 DELETED TRACK LIMITS AT T 4  
 CAR 7 TIME 1:38.306 DELETED TRACK LIMITS AT T 6  
 CAR 18 TIME 1:38.111 DELETED TRACK LIMITS AT T4  
 CAR 11 TIME 1:38.007 DELETED TRACK LIMITS AT T 4  
 CAR 99 TIME 1:38.371 DELETED TRACK LIMITS AT T4  
 CAR 22 TIME 1:37.666 DELETED TRACK LIMITS AT T 6  
 CAR 18 TIME 1:38.078 DELETED TRACK LIMITS AT T 1  
 CAR 31 TIME 1:38.150 DELETED TRACK LIMITS AT T 1

Published at:.....

Track Temp: 45.2 °C Air Temp: 29.3 °C Humidity: 30 % Track Status: DRY

<b>Stewards:</b>	<b>Race Director:</b>	<b>Timekeeper:</b>
------------------	-----------------------	--------------------





**Hungaroring**  
**Euroformula Open**  
**Free Practice - 2**  
**Provisional Results by Class**



Clas	Nº	Entrant	Nat	Driver	Nat	Cat	Clas	Chassis - Engine	Team	Laps	Best	Time	Gap	Interval	Km/h
1	33	Team Motopark	DEU	Marino Sato	JPN			Dallara F317 Spiess	Team Motopark	14	13	1:36.525			163.3
2	22	Carlin Motorsport	GBR	Nobuharu	JPN			Dallara F317 Spiess	Carlin Motorsport	14	9	1:36.661	0.136	0.136	163.1
3	21	Fortec Motorsport	GBR	Calan Williams	AUS			Dallara F317 HWA	Fortec Motorsport	19	17	1:37.218	0.693	0.557	162.2
4	18	Team Motopark	DEU	Julian Hanses	DEU			Dallara F317 Spiess	Team Motopark	18	14	1:37.270	0.745	0.052	162.1
5	51	Teo Martin	ESP	Aldo Festante	ITA			Dallara F317 HWA	Teo Martin	18	15	1:37.421	0.896	0.151	161.8
6	12	Carlin Motorsport	GBR	Christian Hahn	BRA			Dallara F317 Spiess	Carlin Motorsport	19	13	1:37.498	0.973	0.077	161.7
7	8	Teo Martin	ESP	Lukas Dunner	AUT			Dallara F317 HWA	Teo Martin	20	18	1:37.828	1.303	0.330	161.2
8	25	Team Motopark	DEU	Cameron Das	USA			Dallara F317 Spiess	Team Motopark	17	13	1:38.128	1.603	0.300	160.7

**Rookie**

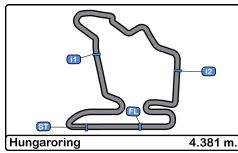
1	14	Team Motopark	DEU	Yuki Tsunoda	JPN	R	1	Dallara F317 Spiess	Team Motopark	19	18	1:36.410			163.5
2	30	Team Motopark	DEU	Liam Lawson	NZL	R	2	Dallara F317 Spiess	Team Motopark	19	18	1:36.624	0.214	0.214	163.2
3	7	Double R	GBR	Jack Doohan	AUS	R	3	Dallara F317 HWA	Double R	12	11	1:36.878	0.468	0.254	162.7
4	11	Carlin Motorsport	GBR	Teppei Natori	JPN	R	4	Dallara F317 Spiess	Carlin Motorsport	20	16	1:36.927	0.517	0.049	162.7
5	63	Carlin Motorsport	GBR	Nicolai Kjaergaard	DNK	R	5	Dallara F317 Spiess	Carlin Motorsport	19	16	1:37.223	0.813	0.296	162.2
6	99	Drivex School	ESP	Rui Andrade	AGO	R	6	Dallara F317 HWA	Drivex School	21	16	1:37.301	0.891	0.078	162.0
7	26	Double R	GBR	Linus Lundqvist	SWE	R	7	Dallara F317 HWA	Double R	19	14	1:37.496	1.086	0.195	161.7
8	31	Carlin Motorsport	GBR	Billy Monger	GBR	R	8	Dallara F317 Spiess	Carlin Motorsport	19	15	1:37.522	1.112	0.026	161.7
9	1	RP Motorsport	ITA	Javier Gonzalez	MEX	R	9	Dallara F317 Spiess	RP Motorsport	19	15	1:37.694	1.284	0.172	161.4
10	3	RP Motorsport	ITA	Pierre Louis Chovet	FRA	R	10	Dallara F317 Spiess	RP Motorsport	13	5	1:38.280	1.870	0.586	160.4

Published at:.....

Track Temp: 45.2 °C    Air Temp: 29.3 °C    Humidity: 30 %    Track Status: DRY

<b>Stewards:</b>	<b>Race Director:</b>	<b>Timekeeper:</b> 
------------------	-----------------------	--





**Hungaroring**  
**Euroformula Open**  
**Free Practice - 2**  
**Lap Analysis**



**1** Javier Gonzalez Dallara F317 Spiess **8** Lukas Dunner Dallara F317 HWA  
 R RP Motorsport Teo Martin Motorsport

Lap	D	Time	Sector 1	Sector 2	Sector 3	T. Spd	Elapsed	Lap	D	Time	Sector 1	Sector 2	Sector 3	T. Spd	Elapsed
1		15:37:50.249 P	15:36:31.492	39.881	38.876		15:37:50.249	1		15:38:58.841	15:37:51.318	38.927	28.596		15:38:58.841
2		2:52.096 P	1:36.669	37.977	37.450		15:40:42.345	2		1:42.633	37.962	37.070	27.601	208.4	15:40:41.474
3		2:13.193	1:08.935	35.300	28.958		15:42:55.538	3		<del>4:38.876</del>	36.539	35.031	27.306	210.9	15:42:20.350
4		1:39.507	36.519	35.374	27.614	214.2	15:44:35.045	4		<del>4:38.399</del>	36.695	34.726	26.969	211.7	15:43:58.740
5		1:39.070	36.505	35.379	27.186	214.2	15:46:14.115	5		<del>4:38.324</del>	36.677	34.617	27.027	212.5	15:45:37.061
6		1:38.897	36.463	35.105	27.329	215.1	15:47:53.012	6		1:38.058	36.485	34.677	26.896	212.5	15:47:15.119
7		1:40.200	36.436	36.269	27.495	215.5	15:49:33.212	7		1:50.081 P	36.688	36.271	37.122	214.2	15:49:05.200
8		1:47.904 P	40.214	35.990	31.700	212.1	15:51:21.116	8		7:56.718	6:54.830	34.908	26.980		15:57:01.918
9		3:56.461	2:52.960	36.177	27.324		15:55:17.577	9		1:38.332	36.528	34.733	27.071	211.7	15:58:40.250
10		1:38.799	36.613	35.080	27.106	211.3	15:56:56.376	10		1:38.133	36.369	34.658	27.106	213.4	16:00:18.383
11		1:38.525	36.373	35.038	27.114	213.8	15:58:34.901	11		1:44.113	38.581	38.389	27.143	215.5	16:02:02.496
12		1:39.272	36.499	35.495	27.278	213.4	16:00:14.173	12		<del>4:37.472</del>	36.437	<b>34.411</b>	<b>26.624</b>	211.7	16:03:39.968
13		1:42.591 P	36.414	34.924	31.253	214.2	16:01:56.764	13		1:38.261	36.339	34.949	26.973	212.1	16:05:18.229
14		7:35.914	6:26.382	42.053	27.479		16:09:32.678	14		1:37.931	36.424	34.505	27.002	213.4	16:06:56.160
15		<b>1:37.694</b>	36.370	34.692	<b>26.632</b>	211.7	16:11:10.372	15		1:38.167	36.592	34.694	26.881	216.0	16:08:34.327
16		1:39.168	36.170	35.218	27.780	216.0	16:12:49.540	16		1:37.874	36.320	34.766	26.788	215.1	16:10:12.201
17		1:37.695	36.152	34.681	26.862	214.2	16:14:27.235	17		1:50.200	41.544	39.490	29.166	214.7	16:12:02.401
18		1:37.800	<b>36.135</b>	<b>34.562</b>	27.103	214.7	16:16:05.035	18		<b>1:37.828</b>	<b>36.200</b>	34.595	27.033	213.4	16:13:40.229
19		1:47.221 P	38.223	35.802	33.196	213.8	16:17:52.256	19		1:38.697	36.378	34.645	27.674	217.3	16:15:18.926
20		1:51.633 P						20		1:51.633 P	39.205	36.901	35.527	210.1	16:17:10.559

**3** Pierre Louis Chovet Dallara F317 Spiess **11** Teppei Natori Dallara F317 Spiess  
 R RP Motorsport Teo Martin Motorsport

Lap	D	Time	Sector 1	Sector 2	Sector 3	T. Spd	Elapsed	Lap	D	Time	Sector 1	Sector 2	Sector 3	T. Spd	Elapsed
1		15:37:52.654 P	15:36:30.936	41.117	40.601		15:37:52.654	1		15:37:28.542	15:36:16.670	40.798	31.074		15:37:28.542
2		2:26.841 P	1:14.415	36.659	35.767		15:40:19.495	2		1:43.282	38.701	36.876	27.705	206.8	15:39:11.824
3		2:37.000 P	1:21.350	38.559	37.091		15:42:56.495	3		1:38.350	36.631	34.844	26.875	207.6	15:40:50.174
4		4:02.083	2:59.668	35.484	26.931		15:46:58.578	4		<del>4:38.104</del>	36.412	34.705	26.984	212.1	15:42:28.275
5		<b>1:38.280</b>	36.624	<b>34.770</b>	<b>26.886</b>	212.5	15:48:36.858	5		1:43.620	38.006	37.057	28.557	213.0	15:44:11.895
6		1:39.111	36.396	35.571	27.144	213.0	15:50:15.969	6		<del>4:38.007</del>	36.455	34.247	27.305	211.3	15:45:49.902
7		1:39.067	36.798	34.891	27.378	212.1	15:51:55.036	7		1:50.295	44.238	38.105	27.952	212.1	15:47:40.197
8		1:39.416	36.811	34.844	27.761	211.3	15:53:34.452	8		1:37.610	36.255	34.414	26.941	214.7	15:49:17.807
9		1:39.246	36.802	35.044	27.400	211.3	15:55:13.698	9		1:49.154 P	38.181	36.680	34.293	212.5	15:51:06.961
10		1:39.202	36.629	35.174	27.399	211.7	15:56:52.900	10		6:44.992 P	5:35.444	36.949	32.599		15:57:51.953
11		1:44.819 P	36.721	35.042	33.056	213.8	15:58:37.719	11		2:33.037 P	1:17.435	39.510	36.092		16:00:24.990
12		9:11.062	8:08.262	35.853	26.947		16:07:48.781	12		2:18.131	1:11.511	38.477	28.143		16:02:43.121
13		2:05.051 P	<b>36.361</b>	44.425	44.265	213.8	16:09:53.832	13		1:41.125	37.287	35.937	27.901	208.8	16:04:24.246
14								14		1:37.113	36.327	34.176	<b>26.610</b>	210.1	16:06:01.359
15								15		1:40.414	36.242	36.589	27.583	214.2	16:07:41.773
16								16		<b>1:36.927</b>	<b>36.174</b>	<b>33.996</b>	26.757	214.2	16:09:18.700
17								17		1:48.504	40.078	40.092	28.334	215.5	16:11:07.204
18								18		1:37.210	36.284	34.143	26.783	212.5	16:12:44.414
19								19		1:44.980	36.219	39.350	29.411	214.2	16:14:29.394
20								20		1:52.869 P	37.947	38.165	36.757	213.8	16:16:22.263

**7** Jack Doohan Dallara F317 HWA  
 R Double R

Lap	D	Time	Sector 1	Sector 2	Sector 3	T. Spd	Elapsed
1		15:40:58.970	15:39:37.827	48.372	32.771		15:40:58.970
2		1:54.914	38.768	45.706	30.440	205.3	15:42:53.884
3		<del>4:38.306</del>	36.648	34.370	27.288	210.9	15:44:32.190
4		1:38.664	36.681	34.839	27.144	213.8	15:46:10.854
5		1:38.358	36.456	34.631	27.271	212.5	15:47:49.212
6		1:42.250 P	36.537	34.971	30.742	214.2	15:49:31.462
7		13:39.705	12:31.337	41.047	27.321		16:03:11.167
8		1:37.903	36.481	34.649	26.773	209.3	16:04:49.070
9		1:50.129	41.037	41.423	27.669	211.3	16:06:39.199
10		1:37.347	36.328	34.170	26.849	212.1	16:08:16.546
11		<b>1:36.878</b>	<b>36.032</b>	<b>34.158</b>	<b>26.688</b>	213.8	16:09:53.424
12		1:44.410 P	36.194	34.399	33.817	213.4	16:11:37.834





**Hungaroring**  
**Euroformula Open**  
**Free Practice - 2**  
**Lap Analysis**



12

Christian Hahn

Dallara F317 Spiess

18

Julian Hanses

Dallara F317 Spiess

Carlin Motorsport

Team Motopark

Lap	D	Time	Sector 1	Sector 2	Sector 3	T. Spd	Elapsed	Lap	D	Time	Sector 1	Sector 2	Sector 3	T. Spd	Elapsed
1		15:37:26.700	15:36:15.059	40.677	30.964		15:37:26.700	1		15:37:57.453 P	15:36:29.135	41.819	46.499		15:37:57.453
2		1:50.271	39.453	39.119	31.699	206.5	15:39:16.971	2		2:21.965	1:17.222	36.003	28.740		15:40:19.418
3		1:44.677	38.519	37.758	28.400	208.4	15:41:01.648	3		1:40.938	36.769	35.034	29.135	210.1	15:42:00.356
4		1:43.607	37.849	37.527	28.231	210.5	15:42:45.255	4		<del>1:38.444</del>	36.570	34.525	27.016	210.5	15:43:38.467
5		1:44.502	37.867	36.291	30.344	210.5	15:44:29.757	5		1:43.426 P	36.857	35.379	31.190	211.3	15:45:21.893
6		2:04.943 P	42.443	41.695	40.805	189.8	15:46:34.700	6		5:42.318	4:37.720	36.170	28.428		15:51:04.211
7		2:29.585 P	1:14.189	37.946	37.450		15:49:04.285	7		1:40.755	37.526	35.351	27.878	203.3	15:52:44.966
8		7:01.723 P	5:47.823	37.687	36.213		15:56:06.008	8		1:39.743	36.543	35.382	27.818	209.3	15:54:24.709
9		2:32.625	1:25.600	39.024	28.001		15:58:38.633	9		<del>1:38.078</del>	36.647	34.463	26.968	209.3	15:56:02.787
10		1:38.606	36.556	34.947	27.103	210.1	16:00:17.239	10		1:38.165	36.511	34.682	26.972	210.9	15:57:40.952
11		1:37.655	36.523	<b>34.239</b>	26.893	214.2	16:01:54.894	11		1:42.558 P	36.694	34.672	31.192	210.1	15:59:23.510
12		1:37.674	36.486	34.357	26.831	211.3	16:03:32.568	12		6:10.394	5:06.899	35.955	27.540		16:05:33.904
13		<b>1:37.498</b>	36.386	34.340	<b>26.772</b>	212.5	16:05:10.066	13		1:39.195	37.493	34.825	26.877	203.3	16:07:13.099
14		1:42.132	36.460	37.594	28.078	214.2	16:06:52.198	14		<b>1:37.270</b>	<b>36.323</b>	<b>34.251</b>	<b>26.696</b>	213.0	16:08:50.369
15		1:40.163	36.495	34.404	29.264	213.4	16:08:32.361	15		1:47.400	39.466	36.539	31.395	211.7	16:10:37.769
16		1:37.550	36.310	34.258	26.982	213.8	16:10:09.911	16		1:37.524	36.396	34.268	26.860	211.7	16:12:15.293
17		1:47.713	38.813	39.123	29.777	213.8	16:11:57.624	17		1:43.765	37.981	37.516	28.268	208.0	16:13:59.058
18		1:42.117	36.318	38.271	27.528	212.5	16:13:39.741	18		1:45.860 P	36.350	34.846	34.664	211.3	16:15:44.918
19		1:48.224 P	<b>36.237</b>	37.470	34.517	214.7	16:15:27.965								

14

Yuki Tsunoda

Dallara F317 Spiess

21

Calan Williams

Dallara F317 HWA

R

Team Motopark

Fortec Motorsport

Lap	D	Time	Sector 1	Sector 2	Sector 3	T. Spd	Elapsed	Lap	D	Time	Sector 1	Sector 2	Sector 3	T. Spd	Elapsed
1		15:37:41.290	15:36:28.016	42.184	31.090		15:37:41.290	1		15:37:43.928	15:36:30.452	42.636	30.840		15:37:43.928
2		1:56.505 P	40.776	40.395	35.334	189.4	15:39:37.795	2		1:53.006	40.891	39.871	32.244	209.7	15:39:36.934
3		2:16.958	1:09.207	39.582	28.169		15:41:54.753	3		1:40.394	37.011	36.185	27.198	210.5	15:41:17.328
4		1:39.574	36.545	34.822	28.207	210.5	15:43:34.327	4		1:38.834	36.715	35.022	27.097	212.1	15:42:56.162
5		1:37.991	36.610	34.351	27.030	210.9	15:45:12.318	5		1:41.031	37.867	34.999	28.165	217.3	15:44:37.193
6		1:37.986	36.586	34.407	26.993	211.3	15:46:50.304	6		1:39.579	36.486	35.949	27.144	214.7	15:46:16.772
7		1:43.774 P	36.455	34.653	32.666	213.0	15:48:34.078	7		1:38.056	36.434	34.684	26.938	213.4	15:47:54.828
8		2:20.092 P	1:11.793	35.349	32.950		15:50:54.170	8		1:40.870	36.517	35.132	29.221	215.5	15:49:35.698
9		4:32.294	3:22.096	40.367	29.831		15:55:26.464	9		1:38.679	36.360	35.184	27.135	213.4	15:51:14.377
10		1:44.070	39.486	36.418	28.166	187.5	15:57:10.534	10		1:39.418	36.804	35.301	27.313	213.4	15:52:53.795
11		1:37.149	36.334	34.013	26.802	210.5	15:58:47.683	11		1:38.644	36.490	34.897	27.257	212.1	15:54:32.439
12		1:37.201	36.241	34.054	26.906	210.9	16:00:24.884	12		1:46.005 P	37.417	36.383	32.205	210.5	15:56:18.444
13		1:51.161	39.785	40.427	30.949	213.4	16:02:16.045	13		10:36.225	9:30.588	36.387	29.250		16:06:54.669
14		1:43.473 P	37.300	34.573	31.600	209.7	16:03:59.518	14		1:38.185	36.448	34.660	27.077	212.5	16:08:32.854
15		6:55.667	5:43.984	39.595	32.088		16:10:55.185	15		1:42.335	36.283	37.664	28.388	217.3	16:10:15.189
16		2:01.145	40.561	45.175	35.409	193.5	16:12:56.330	16		1:37.307	36.209	34.410	<b>26.688</b>	213.8	16:11:52.496
17		1:48.323	40.066	38.739	29.518	210.9	16:14:44.653	17		<b>1:37.218</b>	<b>36.137</b>	<b>34.239</b>	26.842	213.4	16:13:29.714
18		<b>1:36.410</b>	<b>36.227</b>	<b>33.700</b>	<b>26.483</b>	210.9	16:16:21.063	18		1:37.656	36.213	34.438	27.005	215.1	16:15:07.370
19		1:57.652 P	40.593	41.296	35.763	213.0	16:18:18.715	19		1:53.482 P	38.864	36.336	38.282	213.0	16:17:00.852





**Hungaroring**  
**Euroformula Open**  
**Free Practice - 2**  
**Lap Analysis**



**22**

Nobuharu Matsushita

Dallara F317 Spiess

**26**

Linus Lundqvist

Dallara F317 HWA

Carlin Motorsport

R

Double R

Lap	D	Time	Sector 1	Sector 2	Sector 3	T. Spd	Elapsed	Lap	D	Time	Sector 1	Sector 2	Sector 3	T. Spd	Elapsed
1		15:38:21.497	15:37:06.227	43.991	31.279		15:38:21.497	1		15:37:42.607	15:36:26.900	43.526	32.181		15:37:42.607
2		1:52.932	40.762	43.536	28.634	206.8	15:40:14.429	2		1:51.440	40.765	39.430	31.245	191.8	15:39:34.047
3		1:54.707 P	40.007	39.534	35.166	209.3	15:42:09.136	3		1:38.180	36.608	34.606	26.966	208.0	15:41:12.227
4		10:07.347	9:02.955	36.879	27.513		15:52:16.483	4		1:38.102	36.293	34.857	26.952	212.5	15:42:50.329
5		<del>4:37.666</del>	36.572	34.018	27.076	210.1	15:53:54.149	5		1:42.182 P	36.214	34.281	31.687	214.7	15:44:32.511
6		1:54.074 P	39.606	39.417	35.051	210.9	15:55:48.223	6		11:21.515	10:17.203	36.968	27.344		15:55:54.026
7		8:00.526	6:55.981	37.340	27.205		16:03:48.749	7		1:38.333	36.599	34.655	27.079	210.5	15:57:32.359
8		1:37.154	36.338	34.234	26.582	212.1	16:05:25.903	8		1:37.992	36.432	34.636	26.924	212.1	15:59:10.351
9		1:36.661	36.026	34.034	26.601	213.0	16:07:02.564	9		1:38.134	36.268	34.768	27.098	213.0	16:00:48.485
10		1:51.239 P	38.020	38.355	34.864	213.4	16:08:53.803	10		1:37.885	36.321	34.614	26.950	212.1	16:02:26.370
11		2:18.843	1:10.739	40.988	27.116		16:11:12.646	11		1:38.153	36.754	34.523	26.876	211.7	16:04:04.523
12		1:39.776	36.142	34.298	29.336	213.8	16:12:52.422	12		1:37.850	36.519	34.508	26.823	212.1	16:05:42.373
13		1:48.167 P	38.734	36.964	32.469	217.7	16:14:40.589	13		1:37.874	36.229	34.846	26.799	215.1	16:07:20.247
14		2:18.623 P	1:05.062	34.810	38.751		16:16:59.212	14		1:37.496	36.189	34.471	26.836	215.1	16:08:57.743

**25**

Cameron Das

Dallara F317 Spiess

Team Motopark

Lap	D	Time	Sector 1	Sector 2	Sector 3	T. Spd	Elapsed
1		15:38:26.449	15:37:19.556	37.497	29.396		15:38:26.449
2		1:43.323	37.383	36.893	29.047	201.8	15:40:09.772
3		1:38.689	36.626	34.985	27.078	211.7	15:41:48.461
4		1:54.355	40.163	40.400	33.792	211.7	15:43:42.816
5		1:45.077 P	36.703	35.865	32.509	210.9	15:45:27.893
6		7:42.358	6:39.818	35.254	27.286		15:53:10.251
7		1:40.183	36.655	35.229	28.299	210.5	15:54:50.434
8		1:47.091	37.997	40.229	28.865	210.5	15:56:37.525
9		1:38.672	36.787	34.670	27.215	209.7	15:58:16.197
10		1:47.740 P	36.603	38.461	32.676	212.1	16:00:03.937
11		7:38.593	6:34.780	36.295	27.518		16:07:42.530
12		1:41.437	36.491	36.977	27.969	215.5	16:09:23.967
13		1:38.128	36.321	34.886	26.921	214.2	16:11:02.095
14		1:57.354	38.559	42.429	36.366	215.1	16:12:59.449
15		1:40.147	36.478	36.430	27.239	212.5	16:14:39.596
16		1:38.347	36.378	34.876	27.093	213.4	16:16:17.943
17		1:45.744 P	36.640	35.847	33.257	213.0	16:18:03.687

**30**

Liam Lawson

Dallara F317 Spiess

R

Team Motopark

Lap	D	Time	Sector 1	Sector 2	Sector 3	T. Spd	Elapsed
1		15:37:58.380	15:36:48.630	39.020	30.730		15:37:58.380
2		1:45.439	40.257	37.506	27.676	206.5	15:39:43.819
3		1:38.099	36.480	34.523	27.096	210.9	15:41:21.918
4		1:56.996	44.357	43.573	29.066	193.8	15:43:18.914
5		1:44.503	36.738	34.347	33.418	210.1	15:45:03.417
6		1:47.857 P	40.593	36.290	30.974	186.2	15:46:51.274
7		7:35.495 P	6:12.874	44.564	38.057		15:54:26.769
8		2:16.378	1:10.176	37.808	28.394		15:56:43.147
9		1:43.185	36.601	35.852	30.732	210.1	15:58:26.332
10		1:54.391	41.771	40.150	32.470	201.8	16:00:20.723
11		1:37.450	36.294	34.338	26.818	213.8	16:01:58.173
12		1:44.212 P	36.706	36.894	30.612	212.1	16:03:42.385
13		3:47.785	2:34.437	42.746	30.602		16:07:30.170
14		1:46.815	39.776	38.319	28.720	203.7	16:09:16.985
15		1:36.813	36.233	34.010	26.570	212.5	16:10:53.798
16		1:57.968	44.257	42.461	31.250	213.8	16:12:51.766
17		1:58.654	39.675	48.089	30.890	214.2	16:14:50.420
18		1:36.624	36.077	33.945	26.602	213.8	16:16:27.044
19		1:46.958 P	37.915	37.289	31.754	213.8	16:18:14.002







**Hungaroring**  
**Euroformula Open**  
**Free Practice - 2**  
**Lap Analysis**



**31**

Billy Monger

Dallara F317 Spiess

**51**

Aldo Festante

Dallara F317 HWA

R

Carlin Motorsport

Teo Martin Motorsport

Lap	D	Time	Sector 1	Sector 2	Sector 3	T. Spd	Elapsed	Lap	D	Time	Sector 1	Sector 2	Sector 3	T. Spd	Elapsed
1		15:37:31.469	15:36:21.191	39.055	31.223		15:37:31.469	1		15:38:59.050 P	15:37:44.002	38.580	36.468		15:38:59.050
2		1:43.867	37.913	37.263	28.691	208.8	15:39:15.336	2		2:21.949	1:16.318	36.515	29.116		15:41:20.999
3		1:42.416	37.762	36.492	28.162	212.1	15:40:57.752	3		<del>4:39.792</del>	37.199	35.250	27.343	206.8	15:43:00.791
4		1:40.046	37.093	35.278	27.675	212.5	15:42:37.798	4		1:44.687 P	36.881	34.854	32.952	210.1	15:44:45.478
5		1:42.278	36.740	35.101	30.437	210.9	15:44:20.076	5		11:10.885	10:05.723	35.959	29.203		15:55:56.363
6		1:47.207 P	37.929	36.389	32.889	210.5	15:46:07.283	6		1:38.438	36.821	34.523	27.094	208.0	15:57:34.801
7		6:01.721 P	4:43.555	39.921	38.245		15:52:09.004	7		1:38.321	36.770	34.582	26.969	209.7	15:59:13.122
8		2:21.675 P	1:10.358	38.689	32.628		15:54:30.679	8		1:38.214	36.541	34.494	27.179	210.9	16:00:51.336
9		2:18.290	1:13.805	34.890	29.595		15:56:48.969	9		1:38.415	36.694	34.733	26.988	210.5	16:02:29.751
10		1:40.224	36.751	35.736	27.737	210.5	15:58:29.193	10		1:38.194	36.696	34.603	26.895	210.1	16:04:07.945
11		<del>1:38.450</del>	36.578	34.447	27.125	211.7	16:00:07.343	11		1:37.968	36.557	34.504	26.907	210.1	16:05:45.913
12		1:37.705	36.414	34.438	26.853	212.5	16:01:45.048	12		1:37.616	36.451	34.460	26.705	213.0	16:07:23.529
13		1:37.767	36.580	34.407	26.780	210.9	16:03:22.815	13		1:37.618	36.435	34.358	26.825	213.4	16:09:01.147
14		1:44.608	37.081	38.650	28.877	212.1	16:05:07.423	14		1:44.633	38.001	37.951	28.681	213.0	16:10:45.780
15		1:37.522	36.218	34.520	26.784	211.3	16:06:44.945	15		1:37.421	36.320	34.215	26.886	211.7	16:12:23.201
16		1:46.577 P	36.277	38.742	31.558	213.0	16:08:31.522	16		1:37.563	36.298	34.388	26.877	212.1	16:14:00.764
17		4:05.898	3:03.869	35.158	26.871		16:12:37.420	17		1:38.350	36.387	34.772	27.191	212.5	16:15:39.114
18		1:37.597	36.214	34.369	27.014	211.7	16:14:15.017	18		1:47.542 P	37.112	36.742	33.688	209.3	16:17:26.656
19		1:46.922 P	36.360	37.875	32.687	212.5	16:16:01.939								

**33**

Marino Sato

Dallara F317 Spiess

**63**

Nicolai Kjaergaard

Dallara F317 Spiess

R

Carlin Motorsport

Team Motopark

Lap	D	Time	Sector 1	Sector 2	Sector 3	T. Spd	Elapsed	Lap	D	Time	Sector 1	Sector 2	Sector 3	T. Spd	Elapsed
1		15:38:01.354 P	15:36:44.286	38.374	38.694		15:38:01.354	1		15:37:29.837	15:36:20.593	39.109	30.135		15:37:29.837
2		2:46.581	1:42.383	37.075	27.123		15:40:47.935	2		1:44.973	38.619	37.520	28.834	210.1	15:39:14.810
3		1:37.912	36.492	34.437	26.983	211.3	15:42:25.847	3		1:42.205	37.927	36.195	28.083	206.5	15:40:57.015
4		1:41.981	36.524	38.217	27.240	213.4	15:44:07.828	4		1:51.919	40.968	40.913	30.038	208.0	15:42:48.934
5		1:47.897 P	36.374	37.416	34.107	213.8	15:45:55.725	5		1:41.602	38.015	35.958	27.629	209.3	15:44:30.536
6		11:21.448	10:12.797	39.512	29.139		15:57:17.173	6		1:46.940 P	36.669	36.346	33.925	213.4	15:46:17.476
7		1:41.372	38.969	35.373	27.030	210.1	15:58:58.545	7		4:45.148	3:40.161	37.109	27.878		15:51:02.624
8		1:37.181	36.150	34.173	26.858	213.0	16:00:35.726	8		1:39.249	37.029	34.920	27.300	206.8	15:52:41.873
9		1:36.935	36.119	34.085	26.731	214.7	16:02:12.661	9		1:38.897	36.852	34.580	27.465	208.0	15:54:20.770
10		1:42.065 P	36.102	34.642	31.321	213.4	16:03:54.726	10		1:38.588	36.701	34.684	27.203	208.0	15:55:59.358
11		9:08.798	8:01.209	36.885	30.704		16:13:03.524	11		1:47.511 P	36.509	39.291	31.711	210.5	15:57:46.869
12		1:44.203	36.207	39.079	28.917	215.1	16:14:47.727	12		6:10.658	5:04.683	38.160	27.815		16:03:57.527
13		1:36.525	35.907	33.970	26.648	214.2	16:16:24.252	13		1:39.242	37.151	35.260	26.831	207.2	16:05:36.769
14		1:45.294 P	37.045	34.973	33.276	214.7	16:18:09.546	14		1:37.804	36.362	34.579	26.863	212.5	16:07:14.573
								15		1:37.398	36.132	34.367	26.899	213.8	16:08:51.971
								16		1:37.223	36.214	34.213	26.796	214.2	16:10:29.194
								17		1:41.714	37.699	37.021	26.994	213.0	16:12:10.908
								18		1:37.312	36.272	34.272	26.768	212.5	16:13:48.220
								19		1:44.940 P	36.990	35.607	32.343	213.0	16:15:33.160





**Hungaroring**  
**Euroformula Open**  
**Free Practice - 2**  
**Lap Analysis**

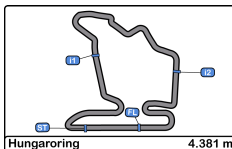


**99** Rui Andrade Dallara F317 HWA

R Drivex School

Lap	D	Time	Sector 1	Sector 2	Sector 3	T. Spd	Elapsed
1		15:37:31.553 P	15:36:17.479	40.333	33.741		15:37:31.553
2		2:39.901 P	1:30.963	37.732	31.206		15:40:11.454
3		2:09.899	1:05.432	35.918	28.549		15:42:21.353
4		1:52.955	43.409	39.570	29.976	212.1	15:44:14.308
5		1:39.735	36.749	35.539	27.447	211.3	15:45:54.043
6		1:40.982	36.743	36.298	27.941	212.5	15:47:35.025
7		<del>1:38.374</del>	36.524	34.783	27.064	213.8	15:49:13.396
8		1:56.979	36.481	34.764	45.734	211.7	15:51:10.375
9		1:46.367 P	37.006	38.061	31.300	209.3	15:52:56.742
10		2:45.553	1:43.128	35.250	27.175		15:55:42.295
11		1:38.704	36.633	34.819	27.252	211.3	15:57:20.999
12		1:38.861	36.399	35.359	27.103	212.5	15:58:59.860
13		1:41.469 P	36.327	34.766	30.376	214.2	16:00:41.329
14		4:22.012	3:16.592	37.555	27.865		16:05:03.341
15		1:38.996	36.814	35.082	27.100	210.1	16:06:42.337
16		<b>1:37.301</b>	36.265	<b>34.346</b>	<b>26.690</b>	214.7	16:08:19.638
17		1:37.400	<b>35.998</b>	34.396	27.006	215.1	16:09:57.038
18		1:37.700	36.270	34.513	26.917	214.2	16:11:34.738
19		1:47.921	38.411	40.417	29.093	213.8	16:13:22.659
20		1:38.562	36.171	35.309	27.082	214.7	16:15:01.221
21		1:43.734 P	36.221	34.510	33.003	213.0	16:16:44.955





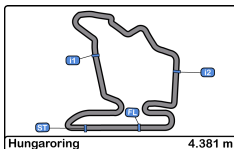
**Hungaroring**  
**Euroformula Open**  
**Free Practice - 2**  
**Best Sectors Results**



Sector - 1				Sector - 2				Sector - 3				Ideal Lap vs Best Lap				
Clas	Nº	Driver	Time	Nº	Driver	Time	Nº	Driver	Time	Clas	Nº	Driver	Ideal Lap	Best Lap	Clas	
1	33	Marino Sato	35.907	14	Yuki Tsunoda	33.700	14	Yuki Tsunoda	26.483	1	14	Yuki Tsunoda	1:36.410	1:36.410	1	
2	99	Rui Andrade	35.998	30	Liam Lawson	33.945	30	Liam Lawson	26.570	2	33	Marino Sato	1:36.525	1:36.525	2	
3	22	Nobuharu Matsushita	36.026	33	Marino Sato	33.970	22	Nobuharu Matsushita	26.582	3	30	Liam Lawson	1:36.592	1:36.624	3	
4	7	Jack Doohan	36.032	11	Teppei Natori	33.996	11	Teppei Natori	26.610	4	22	Nobuharu Matsushita	1:36.626	1:36.661	4	
5	30	Liam Lawson	36.077	22	Nobuharu Matsushita	34.018	8	Lukas Dunner	26.624	5	11	Teppei Natori	1:36.780	1:36.927	6	
6	63	Nicolai Kjaergaard	36.132	7	Jack Doohan	34.158	1	Javier Gonzalez	26.632	6	7	Jack Doohan	1:36.878	1:36.878	5	
7	1	Javier Gonzalez	36.135	63	Nicolai Kjaergaard	34.213	33	Marino Sato	26.648	7	99	Rui Andrade	1:37.034	1:37.301	10	
8	21	Calan Williams	36.137	51	Aldo Festante	34.215	7	Jack Doohan	26.688	8	21	Calan Williams	1:37.064	1:37.218	7	
9	11	Teppei Natori	36.174	21	Calan Williams	34.239	21	Calan Williams	26.688	9	63	Nicolai Kjaergaard	1:37.113	1:37.223	8	
10	26	Linus Lundqvist	36.183	12	Christian Hahn	34.239	99	Rui Andrade	26.690	10	51	Aldo Festante	1:37.218	1:37.421	11	
11	8	Lukas Dunner	36.200	18	Julian Hanses	34.251	18	Julian Hanses	26.696	11	26	Linus Lundqvist	1:37.219	1:37.496	12	
12	31	Billy Monger	36.214	26	Linus Lundqvist	34.281	51	Aldo Festante	26.705	12	8	Lukas Dunner	1:37.235	1:37.828	16	
13	14	Yuki Tsunoda	36.227	99	Rui Andrade	34.346	26	Linus Lundqvist	26.755	13	12	Christian Hahn	1:37.248	1:37.498	13	
14	12	Christian Hahn	36.237	31	Billy Monger	34.369	63	Nicolai Kjaergaard	26.768	14	18	Julian Hanses	1:37.270	1:37.270	9	
15	51	Aldo Festante	36.298	8	Lukas Dunner	34.411	12	Christian Hahn	26.772	15	1	Javier Gonzalez	1:37.329	1:37.694	15	
16	25	Cameron Das	36.321	1	Javier Gonzalez	34.562	31	Billy Monger	26.780	16	31	Billy Monger	1:37.363	1:37.522	14	
17	18	Julian Hanses	36.323	25	Cameron Das	34.670	3	Pierre Louis Chovet	26.886	17	25	Cameron Das	1:37.912	1:38.128	17	
18	3	Pierre Louis Chovet	36.361	3	Pierre Louis Chovet	34.770	25	Cameron Das	26.921	18	3	Pierre Louis Chovet	1:38.017	1:38.280	18	





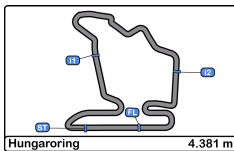


**Hungaroring**  
**Euroformula Open**  
**Free Practice - 2**  
**Best 5 Lap Times**



Cls	Nº	Entrant	Nat	Driver	Nat	Cat	Cls	Chassis - Engine	Team	Best 1		Best 2		Best 3		Best 4		Best 5	
										Time	Lap	Time	Lap	Time	Lap	Time	Lap	Time	Lap
1	14	Team Motopark	DEU	Yuki Tsunoda	JPN	R	1	Dallara F317 Spiess	Team Motopark	1:36.410	18	1:37.149	11	1:37.201	12	1:37.986	6	1:37.991	5
2	33	Team Motopark	DEU	Marino Sato	JPN			Dallara F317 Spiess	Team Motopark	1:36.525	13	1:36.935	9	1:37.181	8	1:37.912	3	1:41.372	7
3	30	Team Motopark	DEU	Liam Lawson	NZL	R	2	Dallara F317 Spiess	Team Motopark	1:36.624	18	1:36.813	15	1:37.450	11	1:38.099	3	1:43.185	9
4	22	Carlin Motorsport	GBR	Nobuharu	JPN			Dallara F317 Spiess	Carlin Motorsport	1:36.661	9	1:37.154	8	1:39.776	12	1:48.167	13	1:51.239	10
5	7	Double R	GBR	Jack Doohan	AUS	R	3	Dallara F317 HWA	Double R	1:36.878	11	1:37.347	10	1:37.903	8	1:38.358	5	1:38.664	4
6	11	Carlin Motorsport	GBR	Teppei Natori	JPN	R	4	Dallara F317 Spiess	Carlin Motorsport	1:36.927	16	1:37.113	14	1:37.210	18	1:37.610	8	1:38.350	3
7	21	Fortec Motorsport	GBR	Calan Williams	AUS			Dallara F317 HWA	Fortec Motorsport	1:37.218	17	1:37.307	16	1:37.656	18	1:38.056	7	1:38.185	14
8	63	Carlin Motorsport	GBR	Nicolai Kjaergaard	DNK	R	5	Dallara F317 Spiess	Carlin Motorsport	1:37.223	16	1:37.312	18	1:37.398	15	1:37.804	14	1:38.588	10
9	18	Team Motopark	DEU	Julian Hanses	DEU			Dallara F317 Spiess	Team Motopark	1:37.270	14	1:37.524	16	1:38.165	10	1:39.195	13	1:39.743	8
10	99	Drivex School	ESP	Rui Andrade	AGO	R	6	Dallara F317 HWA	Drivex School	1:37.301	16	1:37.400	17	1:37.700	18	1:38.562	20	1:38.704	11
11	51	Teo Martin Motorsport	ESP	Aldo Festante	ITA			Dallara F317 HWA	Teo Martin Motorsport	1:37.421	15	1:37.563	16	1:37.616	12	1:37.618	13	1:37.968	11
12	26	Double R	GBR	Linus Lundqvist	SWE	R	7	Dallara F317 HWA	Double R	1:37.496	14	1:37.603	16	1:37.661	15	1:37.849	17	1:37.850	12
13	12	Carlin Motorsport	GBR	Christian Hahn	BRA			Dallara F317 Spiess	Carlin Motorsport	1:37.498	13	1:37.550	16	1:37.655	11	1:37.674	12	1:38.606	10
14	31	Carlin Motorsport	GBR	Billy Monger	GBR	R	8	Dallara F317 Spiess	Carlin Motorsport	1:37.522	15	1:37.597	18	1:37.705	12	1:37.767	13	1:40.046	4
15	1	RP Motorsport	ITA	Javier Gonzalez	MEX	R	9	Dallara F317 Spiess	RP Motorsport	1:37.694	15	1:37.695	17	1:37.800	18	1:38.525	11	1:38.799	10
16	8	Teo Martin Motorsport	ESP	Lukas Dunner	AUT			Dallara F317 HWA	Teo Martin Motorsport	1:37.828	18	1:37.874	16	1:37.931	14	1:38.058	6	1:38.133	10
17	25	Team Motopark	DEU	Cameron Das	USA			Dallara F317 Spiess	Team Motopark	1:38.128	13	1:38.347	16	1:38.672	9	1:38.689	3	1:40.147	15
18	3	RP Motorsport	ITA	Pierre Louis Chovet	FRA	R	10	Dallara F317 Spiess	RP Motorsport	1:38.280	5	1:39.067	7	1:39.111	6	1:39.202	10	1:39.246	9



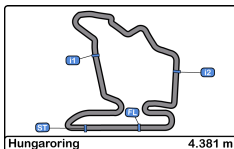


**Hungaroring**  
**Euroformula Open**  
**Free Practice - 2**  
**Best 5 Top Speeds**



Cls	Nº	Entrant	Nat	Driver	Nat	Cat	Cls	Chassis - Engine	Team	Top 1		Top 2		Top 3		Top 4		Top 5		Avg
										Km/h	Lap	Km/h	Lap	Km/h	Lap	Km/h	Lap	Km/h	Lap	
1	22	Carlin Motorsport		Nobuharu				Dallara F317 Spiess	Carlin Motorsport	217.7	13	213.8	12	213.4	10	213.0	9	212.1	8	214.0
2	8	Teo Martin Motorsport		Lukas Dunner				Dallara F317 HWA	Teo Martin Motorsport	217.3	19	216.0	15	215.5	11	215.1	16	214.7	17	215.7
3	21	Fortec Motorsport		Calan Williams				Dallara F317 HWA	Fortec Motorsport	217.3	5	217.3	15	215.5	8	215.1	18	214.7	6	216.0
4	1	RP Motorsport		Javier Gonzalez		R	1	Dallara F317 Spiess	RP Motorsport	216.0	16	215.5	7	215.1	6	214.7	18	214.2	4	215.1
5	11	Carlin Motorsport		Teppei Natori		R	2	Dallara F317 Spiess	Carlin Motorsport	215.5	17	214.7	8	214.2	15	214.2	16	214.2	19	214.6
6	25	Team Motopark		Cameron Das				Dallara F317 Spiess	Team Motopark	215.5	12	215.1	14	214.2	13	213.4	16	213.0	17	214.2
7	26	Double R		Linus Lundqvist		R	3	Dallara F317 HWA	Double R	215.5	17	215.1	13	215.1	14	215.1	15	215.1	18	215.2
8	33	Team Motopark		Marino Sato				Dallara F317 Spiess	Team Motopark	215.1	12	214.7	9	214.7	14	214.2	13	213.8	5	214.5
9	99	Drivex School		Rui Andrade		R	4	Dallara F317 HWA	Drivex School	215.1	17	214.7	16	214.7	20	214.2	13	214.2	18	214.6
10	12	Carlin Motorsport		Christian Hahn				Dallara F317 Spiess	Carlin Motorsport	214.7	19	214.2	11	214.2	14	213.8	16	213.8	17	214.2
11	7	Double R		Jack Doohan		R	5	Dallara F317 HWA	Double R	214.2	6	213.8	4	213.8	11	213.4	12	212.5	5	213.6
12	30	Team Motopark		Liam Lawson		R	6	Dallara F317 Spiess	Team Motopark	214.2	17	213.8	11	213.8	16	213.8	18	213.8	19	213.9
13	63	Carlin Motorsport		Nicolai Kjaergaard		R	7	Dallara F317 Spiess	Carlin Motorsport	214.2	16	213.8	15	213.4	6	213.0	17	213.0	19	213.5
14	3	RP Motorsport		Pierre Louis Chovet		R	8	Dallara F317 Spiess	RP Motorsport	213.8	11	213.8	13	213.0	6	212.5	5	212.1	7	213.1
15	14	Team Motopark		Yuki Tsunoda		R	9	Dallara F317 Spiess	Team Motopark	213.4	13	213.0	7	213.0	19	211.3	6	210.9	5	212.3
16	51	Teo Martin Motorsport		Aldo Festante				Dallara F317 HWA	Teo Martin Motorsport	213.4	13	213.0	12	213.0	14	212.5	17	212.1	16	212.8
17	18	Team Motopark		Julian Hanses				Dallara F317 Spiess	Team Motopark	213.0	14	211.7	15	211.7	16	211.3	5	211.3	18	211.8
18	31	Carlin Motorsport		Billy Monger		R	10	Dallara F317 Spiess	Carlin Motorsport	213.0	16	212.5	4	212.5	12	212.5	19	212.1	3	212.5



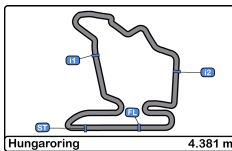


Hungaroring  
Euroformula Open  
Free Practice - 2  
Fastest Laps Sequence



Lap	Time of Day	Session Time	Nº	Entrant	Nat	Driver	Nat	Cat	Chassis - Engine	Team	Time	Km/h
2	15:39:11.824	4:11.824	11	Carlin Motorsport		TEPPEI NATORI		R	Dallara F317 Spiess	Carlin Motorsport	1:43.282	152.7
2	15:40:41.474	5:41.474	8	Teo Martin Motorsport		LUKAS DUNNER			Dallara F317 HWA	Teo Martin Motorsport	1:42.633	153.6
3	15:40:50.174	5:50.174	11	Carlin Motorsport		TEPPEI NATORI		R	Dallara F317 Spiess	Carlin Motorsport	1:38.350	160.3
3	15:41:12.227	6:12.227	26	Double R		LINUS LUNDQVIST		R	Dallara F317 HWA	Double R	1:38.180	160.6
3	15:41:21.918	6:21.918	30	Team Motopark		LIAM LAWSON		R	Dallara F317 Spiess	Team Motopark	1:38.099	160.7
3	15:42:25.847	7:25.847	33	Team Motopark		MARINO SATO			Dallara F317 Spiess	Team Motopark	1:37.912	161.0
8	15:49:17.807	14:17.807	11	Carlin Motorsport		TEPPEI NATORI		R	Dallara F317 Spiess	Carlin Motorsport	1:37.610	161.5
11	15:58:47.683	23:47.683	14	Team Motopark		YUKI TSUNODA		R	Dallara F317 Spiess	Team Motopark	1:37.149	162.3
9	16:02:12.661	27:12.661	33	Team Motopark		MARINO SATO			Dallara F317 Spiess	Team Motopark	1:36.935	162.7
9	16:07:02.564	32:02.564	22	Carlin Motorsport		NOBUHARU			Dallara F317 Spiess	Carlin Motorsport	1:36.661	163.1
18	16:16:21.063	41:21.063	14	Team Motopark		YUKI TSUNODA		R	Dallara F317 Spiess	Team Motopark	1:36.410	163.5





**Hungaroring**  
**Euroformula Open**  
**Free Practice - 2**  
**Event Best Maximum Speed**



Nº	Entrant	Nat	Driver	Nat	Cat	Clas	Chassis - Engine	Team	Km/h	Session
1	RP Motorsport	ITA	Javier Gonzalez	MEX	R	1	Dallara F317 Spiess	RP Motorsport	220.4	Free Practice - 1
33	Team Motopark	DEU	Marino Sato	JPN			Dallara F317 Spiess	Team Motopark	219.0	Free Practice - 1
63	Carlin Motorsport	GBR	Nicolai Kjaergaard	DNK	R	2	Dallara F317 Spiess	Carlin Motorsport	218.1	Free Practice - 1
99	Drivex School	ESP	Rui Andrade	AGO	R	3	Dallara F317 HWA	Drivex School	217.7	Free Practice - 1
22	Carlin Motorsport	GBR	Nobuharu	JPN			Dallara F317 Spiess	Carlin Motorsport	217.7	Free Practice - 2
11	Carlin Motorsport	GBR	Teppei Natori	JPN	R	4	Dallara F317 Spiess	Carlin Motorsport	217.3	Free Practice - 1
18	Team Motopark	DEU	Julian Hanses	DEU			Dallara F317 Spiess	Team Motopark	217.3	Free Practice - 1
30	Team Motopark	DEU	Liam Lawson	NZL	R	5	Dallara F317 Spiess	Team Motopark	217.3	Free Practice - 1
21	Fortec Motorsport	GBR	Calan Williams	AUS			Dallara F317 HWA	Fortec Motorsport	217.3	Free Practice - 2
8	Teo Martin Motorsport	ESP	Lukas Dunner	AUT			Dallara F317 HWA	Teo Martin Motorsport	217.3	Free Practice - 2
12	Carlin Motorsport	GBR	Christian Hahn	BRA			Dallara F317 Spiess	Carlin Motorsport	216.8	Free Practice - 1
26	Double R	GBR	Linus Lundqvist	SWE	R	6	Dallara F317 HWA	Double R	216.8	Free Practice - 1
3	RP Motorsport	ITA	Pierre Louis Chovet	FRA	R	7	Dallara F317 Spiess	RP Motorsport	216.8	Free Practice - 1
25	Team Motopark	DEU	Cameron Das	USA			Dallara F317 Spiess	Team Motopark	216.8	Free Practice - 1
7	Double R	GBR	Jack Doohan	AUS	R	8	Dallara F317 HWA	Double R	216.4	Free Practice - 1
14	Team Motopark	DEU	Yuki Tsunoda	JPN	R	9	Dallara F317 Spiess	Team Motopark	216.0	Free Practice - 1
51	Teo Martin Motorsport	ESP	Aldo Festante	ITA			Dallara F317 HWA	Teo Martin Motorsport	215.5	Free Practice - 1
31	Carlin Motorsport	GBR	Billy Monger	GBR	R	10	Dallara F317 Spiess	Carlin Motorsport	215.1	Free Practice - 1





# Hungaroring

## Euroformula Open

### Free Practice - 2

### Pit Stop Analysis



**1** Javier Gonzalez R RP Motorsport  
Dallara F317 Spiess

Nr.	In Day Time	In Time	Out Time	Pit Time	T. Pit Time	Handicap	Penalty
1	15:37:47.791	15:37:47.791	15:38:34.462	46.671	46.671		
2	15:40:39.776	15:40:39.776	15:41:02.711	22.935	1:09.606		
3	15:51:18.649	15:51:18.649	15:53:35.328	2:16.679	3:26.285		
4	16:01:54.312	16:01:54.312	16:07:43.286	5:48.974	9:15.259		

**3** Pierre Louis Chovet R RP Motorsport  
Dallara F317 Spiess

Nr.	In Day Time	In Time	Out Time	Pit Time	T. Pit Time	Handicap	Penalty
1	15:37:50.136	15:37:50.136	15:38:19.052	28.916	28.916		
2	15:40:16.964	15:40:16.964	15:40:48.040	31.076	59.992		
3	15:42:53.938	15:42:53.938	15:45:19.771	2:25.833	3:25.825		
4	15:58:35.181	15:58:35.181	16:06:09.359	7:34.178	11:00.003		

**7** Jack Doohan R Double R  
Dallara F317 HWA

Nr.	In Day Time	In Time	Out Time	Pit Time	T. Pit Time	Handicap	Penalty
1	15:49:28.926	15:49:28.926	16:01:17.889	11:48.963	11:48.963		
				3			

**8** Lukas Dunner Teo Martin Motorsport  
Dallara F317 HWA

Nr.	In Day Time	In Time	Out Time	Pit Time	T. Pit Time	Handicap	Penalty
1	15:49:02.578	15:49:02.578	15:55:13.208	6:10.630	6:10.630		

**11** Teppei Natori R Carlin Motorsport  
Dallara F317 Spiess

Nr.	In Day Time	In Time	Out Time	Pit Time	T. Pit Time	Handicap	Penalty
1	15:51:04.394	15:51:04.394	15:56:04.165	4:59.771	4:59.771		
2	15:57:49.344	15:57:49.344	15:58:14.787	25.443	5:25.214		
3	16:00:22.448	16:00:22.448	16:00:46.864	24.416	5:49.630		

**12** Christian Hahn Carlin Motorsport  
Dallara F317 Spiess

Nr.	In Day Time	In Time	Out Time	Pit Time	T. Pit Time	Handicap	Penalty
1	15:46:31.835	15:46:31.835	15:47:00.439	28.604	28.604		
2	15:49:01.679	15:49:01.679	15:54:10.531	5:08.852	5:37.456		
3	15:56:03.309	15:56:03.309	15:56:29.245	25.936	6:03.392		

**14** Yuki Tsunoda R Team Motopark  
Dallara F317 Spiess

Nr.	In Day Time	In Time	Out Time	Pit Time	T. Pit Time	Handicap	Penalty
1	15:39:35.064	15:39:35.064	15:39:59.436	24.372	24.372		
2	15:48:31.180	15:48:31.180	15:48:59.480	28.300	52.672		
3	15:50:50.880	15:50:50.880	15:53:33.209	2:42.329	3:35.001		
4	16:03:56.796	16:03:56.796	16:09:01.771	5:04.975	8:39.976		

**18** Julian Hanes Team Motopark  
Dallara F317 Spiess

Nr.	In Day Time	In Time	Out Time	Pit Time	T. Pit Time	Handicap	Penalty
1	15:37:54.203	15:37:54.203	15:38:31.031	36.828	36.828		
2	15:45:19.069	15:45:19.069	15:49:23.549	4:04.480	4:41.308		
3	15:59:20.682	15:59:20.682	16:03:53.818	4:33.136	9:14.444		

**21** Calan Williams Fortec Motorsport  
Dallara F317 HWA

Nr.	In Day Time	In Time	Out Time	Pit Time	T. Pit Time	Handicap	Penalty
1	15:56:15.883	15:56:15.883	16:05:09.389	8:53.506	8:53.506		

**22** Nobuharu Matsushita Carlin Motorsport  
Dallara F317 Spiess

Nr.	In Day Time	In Time	Out Time	Pit Time	T. Pit Time	Handicap	Penalty
1	15:42:06.450	15:42:06.450	15:50:37.096	8:30.646	8:30.646		
2	15:55:45.370	15:55:45.370	16:02:09.280	6:23.910	14:54.556		
3	16:08:50.881	16:08:50.881	16:09:18.382	27.501	15:22.057		
4	16:14:38.007	16:14:38.007	16:15:01.393	23.386	15:45.443		

**25** Cameron Das Team Motopark  
Dallara F317 Spiess

Nr.	In Day Time	In Time	Out Time	Pit Time	T. Pit Time	Handicap	Penalty
1	15:45:25.362	15:45:25.362	15:51:31.041	6:05.679	6:05.679		
2	16:00:01.343	16:00:01.343	16:05:59.146	5:57.803	12:03.482		

**26** Linus Lundqvist R Double R  
Dallara F317 HWA

Nr.	In Day Time	In Time	Out Time	Pit Time	T. Pit Time	Handicap	Penalty
1	15:44:30.028	15:44:30.028	15:54:13.315	9:43.287	9:43.287		

**30** Liam Lawson R Team Motopark  
Dallara F317 Spiess

Nr.	In Day Time	In Time	Out Time	Pit Time	T. Pit Time	Handicap	Penalty
1	15:46:48.697	15:46:48.697	15:52:18.415	5:29.718	5:29.718		
2	15:54:23.898	15:54:23.898	15:54:52.413	28.515	5:58.233		
3	16:03:39.769	16:03:39.769	16:05:36.040	1:56.271	7:54.504		

**31** Billy Monger R Carlin Motorsport  
Dallara F317 Spiess

Nr.	In Day Time	In Time	Out Time	Pit Time	T. Pit Time	Handicap	Penalty
1	15:46:04.498	15:46:04.498	15:50:12.849	4:08.351	4:08.351		
2	15:52:06.362	15:52:06.362	15:52:41.883	35.521	4:43.872		
3	15:54:28.039	15:54:28.039	15:55:09.532	41.493	5:25.365		
4	16:08:28.840	16:08:28.840	16:11:00.752	2:31.912	7:57.277		

**33** Marino Sato Team Motopark  
Dallara F317 Spiess

Nr.	In Day Time	In Time	Out Time	Pit Time	T. Pit Time	Handicap	Penalty
1	15:37:57.990	15:37:57.990	15:38:45.339	47.349	47.349		
2	15:45:52.971	15:45:52.971	15:55:27.129	9:34.158	10:21.507		
3	16:03:51.917	16:03:51.917	16:11:17.260	7:25.343	17:46.850		

**51** Aldo Festante Teo Martin Motorsport  
Dallara F317 HWA

Nr.	In Day Time	In Time	Out Time	Pit Time	T. Pit Time	Handicap	Penalty
1	15:38:56.472	15:38:56.472	15:39:21.132	24.660	24.660		
2	15:44:42.949	15:44:42.949	15:54:14.910	9:31.961	9:56.621		

**63** Nicolai Kjaergaard R Carlin Motorsport  
Dallara F317 Spiess

Nr.	In Day Time	In Time	Out Time	Pit Time	T. Pit Time	Handicap	Penalty
1	15:46:14.860	15:46:14.860	15:49:18.562	3:03.702	3:03.702		
2	15:57:44.285	15:57:44.285	16:02:12.155	4:27.870	7:31.572		





**Hungaroring**  
**Euroformula Open**  
**Free Practice - 2**  
**Pit Stop Analysis**



99

Rui Andrade

R

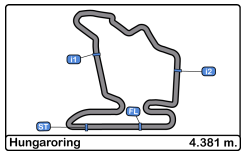
Drivex School

Dallara F317 HWA

Nr.	In Day Time	In Time	Out Time	Pit Time	T. Pit Time	Handicap	Penalty
1	15:37:28.943	15:37:28.943	15:37:53.142	24.199	24.199		
2	15:40:09.140	15:40:09.140	15:40:31.642	22.502	46.701		
3	15:52:54.714	15:52:54.714	15:54:05.342	1:10.628	1:57.329		
4	16:00:39.303	16:00:39.303	16:03:20.509	2:41.206	4:38.535		



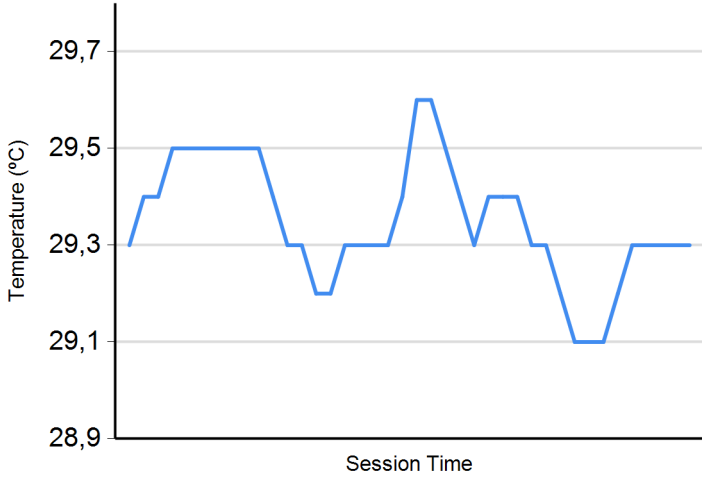




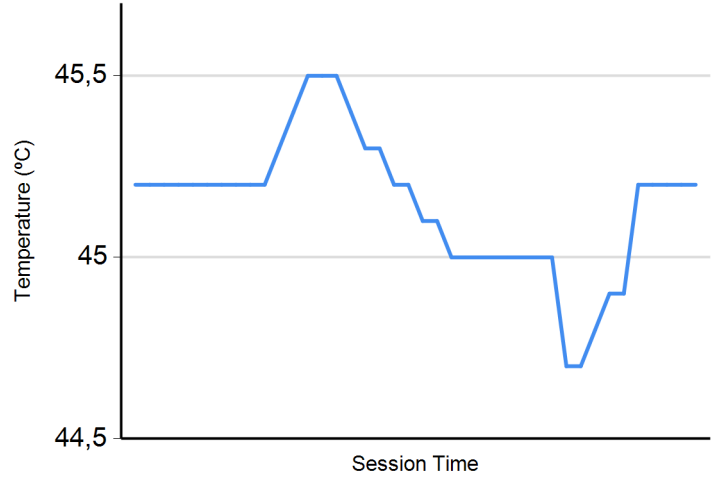
**Hungaroring**  
**Euroformula Open**  
**Free Practice - 2**  
**Weather Report**



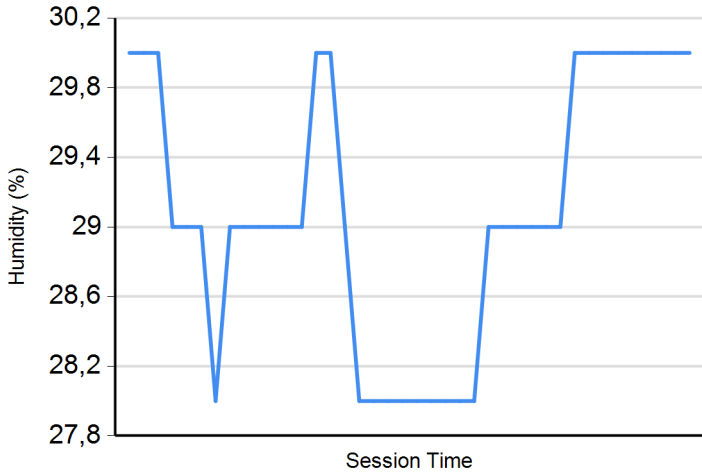
**Air Temperature**



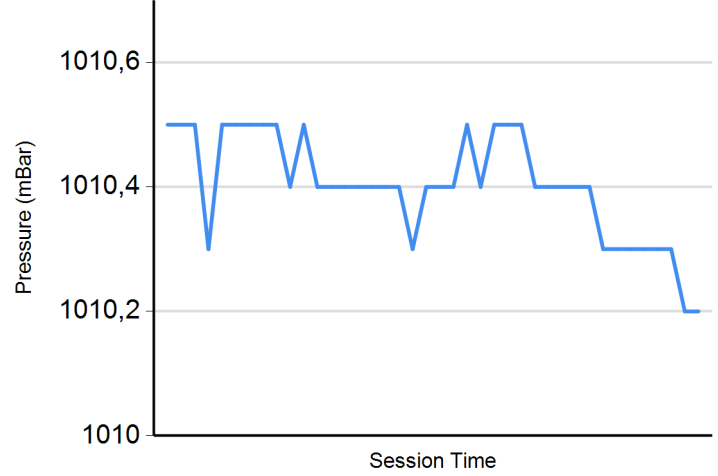
**Track Temperature**



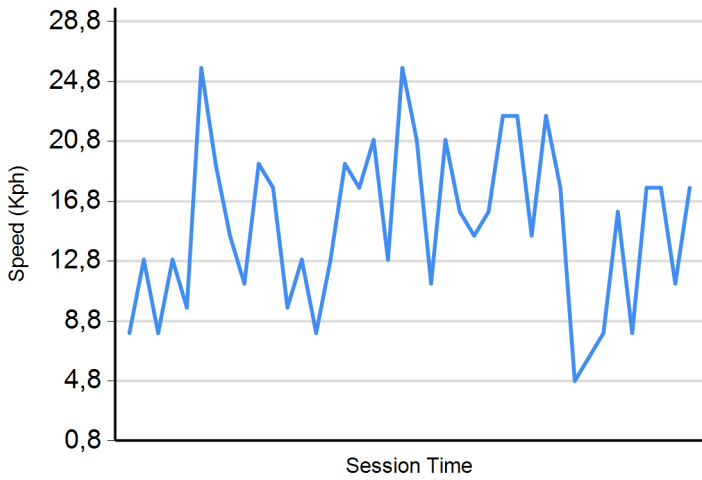
**Humidity**



**Pressure**

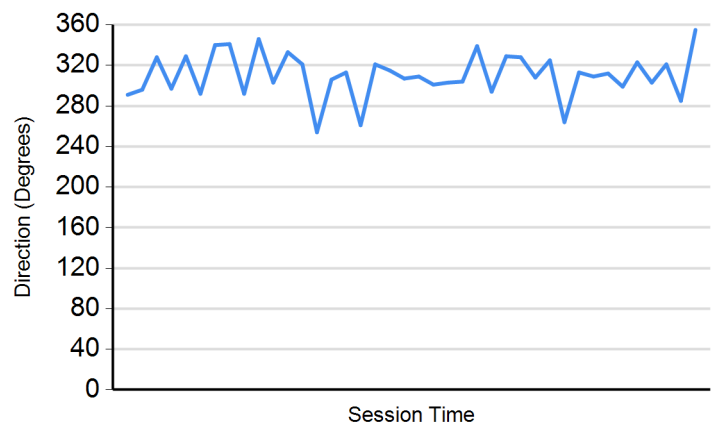


**Wind Speed**



**Wind direction**

North = 0°/360° Est = 90° South = 180° West = 270°





**Hungaroring**  
**Euroformula Open**  
**Free Practice 1 - 2**  
**Results**



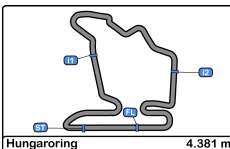
Cls	Nº	Entrant	Nat	Driver	Nat	Cat	Cls	Chassis - Engine	Team	Laps	Free Practice - 1	Free Practice - 2	Best	Gap	Interval	Km/h
1	14	Team Motopark	DE	Yuki Tsunoda	JPN	R	1	Dallara F317 Spiess	Team Motopark	37	1:36.050	17	1:36.410	18	1:36.050	164.2
2	22	Carlin Motorsport	GB	Nobuharu	JPN			Dallara F317 Spiess	Carlin Motorsport	21	1:36.066	6	1:36.661	9	1:36.066	164.1
3	33	Team Motopark	DE	Marino Sato	JPN			Dallara F317 Spiess	Team Motopark	33	1:36.087	18	1:36.525	13	1:36.087	164.1
4	25	Team Motopark	DE	Cameron Das	US			Dallara F317 Spiess	Team Motopark	27	1:36.235	3	1:38.128	13	1:36.235	163.8
5	26	Double R	GB	Linus Lundqvist	SW	R	2	Dallara F317 HWA	Double R	37	1:36.352	17	1:37.496	14	1:36.352	163.6
6	30	Team Motopark	DE	Liam Lawson	NZL	R	3	Dallara F317 Spiess	Team Motopark	37	1:37.064	17	1:36.624	18	1:36.624	163.2
7	8	Teo Martin Motorsport	ES	Lukas Dunner	AUT			Dallara F317 HWA	Teo Martin Motorsport	35	1:36.867	10	1:37.828	18	1:36.867	162.8
8	7	Double R	GB	Jack Doohan	AU	R	4	Dallara F317 HWA	Double R	35	1:37.284	12	1:36.878	11	1:36.878	162.7
9	11	Carlin Motorsport	GB	Teppei Natori	JPN	R	5	Dallara F317 Spiess	Carlin Motorsport	40	1:37.236	19	1:36.927	16	1:36.927	162.7
10	12	Carlin Motorsport	GB	Christian Hahn	BR			Dallara F317 Spiess	Carlin Motorsport	38	1:36.942	13	1:37.498	13	1:36.942	162.6
11	99	Drivex School	ES	Rui Andrade	AG	R	6	Dallara F317 HWA	Drivex School	42	1:36.972	14	1:37.301	16	1:36.972	162.6
12	18	Team Motopark	DE	Julian Hanses	DE			Dallara F317 Spiess	Team Motopark	39	1:37.016	20	1:37.270	14	1:37.016	162.5
13	31	Carlin Motorsport	GB	Billy Monger	GB	R	7	Dallara F317 Spiess	Carlin Motorsport	39	1:37.020	19	1:37.522	15	1:37.020	162.5
14	21	Fortec Motorsport	GB	Calan Williams	AU			Dallara F317 HWA	Fortec Motorsport	36	1:37.112	12	1:37.218	17	1:37.112	162.4
15	63	Carlin Motorsport	GB	Nicolai Kjaergaard	DN	R	8	Dallara F317 Spiess	Carlin Motorsport	39	1:37.207	19	1:37.223	16	1:37.207	162.2
16	1	RP Motorsport	ITA	Javier Gonzalez	ME	R	9	Dallara F317 Spiess	RP Motorsport	37	1:37.267	13	1:37.694	15	1:37.267	162.1
17	51	Teo Martin Motorsport	ES	Aldo Festante	ITA			Dallara F317 HWA	Teo Martin Motorsport	34	1:37.616	14	1:37.421	15	1:37.421	161.8
18	3	RP Motorsport	ITA	Pierre Louis Chovet	FRA	R	10	Dallara F317 Spiess	RP Motorsport	33	1:37.961	19	1:38.280	5	1:37.961	160.9

CAR 30 TIME 2:17.416 DELETED TRACK LIMITS AT T 4 - TIME 1:38.030 DELETED TRACK LIMITS AT T 1  
 CAR 1 TIME 1:40.448 DELETED TRACK LIMITS AT T 4  
 CAR 31 TIME 1:38.457 DELETED TRACK LIMITS AT T 4  
 CAR 8 TIME 1:37.767 DELETED TRACK LIMITS AT T11  
 CAR 11 TIME 1:37.445 DELETED TRACK LIMITS AT T 6 AND 11  
 CAR 1 TIME 1:37.597 DELETED TRACK LIMITS AT T 4  
 CAR 22 TIME 1:36.441 DELETED TRACK LIMITS AT T 4  
 CAR 51 TIME 1:37.337 DELETED TRACK LIMITS AT T 4

Published at:.....

<b>Stewards:</b>	<b>Race Director:</b>	<b>Timekeeper:</b>





**Hungaroring**  
**Euroformula Open**  
**Free Practice 1 - 2**  
**Results**



CAR 12 TIME 1:37.012 DELETED TRACK LIMITS AT T 1 AND 4  
 CAR 8 TIME 1:38.876 DELETED TRACK LIMITS AT T 11  
 CAR 11 TIME 1:38.101 DELETED TRACK LIMITS AT T 11  
 CAR 51 TIME 1:39.792 DELETED TRACK LIMITS AT T 4  
 CAR 8 TIME 1:38.390 DELETED TRACK LIMITS AT T4 and 11  
 CAR 7 TIME 1:38.306 DELETED TRACK LIMITS AT T 6  
 CAR 18 TIME 1:38.111 DELETED TRACK LIMITS AT T4  
 CAR 8 TIME 1:38.321 DELETED TRACK LIMITS AT T4  
 CAR 11 TIME 1:38.007 DELETED TRACK LIMITS AT T 4  
 CAR 99 TIME 1:38.371 DELETED TRACK LIMITS AT T4  
 CAR 22 TIME 1:37.666 DELETED TRACK LIMITS AT T 6  
 CAR 18 TIME 1:38.078 DELETED TRACK LIMITS AT T 1  
 CAR 31 TIME 1:38.150 DELETED TRACK LIMITS AT T 1  
 CAR 8 TIME 1:37.472 DELETED TRACK LIMITS AT T 4

Published at:.....

<b>Stewards:</b>	<b>Race Director:</b>	<b>Timekeeper:</b> 
------------------	-----------------------	---

