

Hungaroring
Euroformula Open
Qualifying - 1
Provisional Results




Clas	Nº	Entrant	Nat	Driver	Nat	Cat	Clas	Chassis - Engine	Team	Laps	Best	Time	Gap	Interval	Km/h
1	8	Teo Martin Motorsport	ESP	Lukas Dunner	AUT			Dallara F317 HWA	Teo Martin Motorsport	11	10	1:35.058			165.9
2	33	Team Motopark	DE	Marino Sato	JPN			Dallara F317 Spiess	Team Motopark	11	9	1:35.324	0.266	0.266	165.4
3	30	Team Motopark	DE	Liam Lawson	NZL	R	1	Dallara F317 Spiess	Team Motopark	13	12	1:35.509	0.451	0.185	165.1
4	14	Team Motopark	DE	Yuki Tsunoda	JPN	R	2	Dallara F317 Spiess	Team Motopark	11	9	1:35.530	0.472	0.021	165.0
5	11	Carlin Motorsport	GB	Teppei Natori	JPN	R	3	Dallara F317 Spiess	Carlin Motorsport	12	10	1:35.815	0.757	0.285	164.6
6	26	Double R	GB	Linus Lundqvist	SW	R	4	Dallara F317 HWA	Double R	10	9	1:35.836	0.778	0.021	164.5
7	12	Carlin Motorsport	GB	Christian Hahn	BR			Dallara F317 Spiess	Carlin Motorsport	10	9	1:35.904	0.846	0.068	164.4
8	7	Double R	GB	Jack Doohan	AU	R	5	Dallara F317 HWA	Double R	6	5	1:35.974	0.916	0.070	164.3
9	21	Fortec Motorsport	GB	Calan Williams	AU			Dallara F317 HWA	Fortec Motorsport	12	10	1:36.101	1.043	0.127	164.1
10	25	Team Motopark	DE	Cameron Das	US			Dallara F317 Spiess	Team Motopark	13	10	1:36.191	1.133	0.090	163.9
11	1	RP Motorsport	ITA	Javier Gonzalez	ME	R	6	Dallara F317 Spiess	RP Motorsport	11	10	1:36.250	1.192	0.059	163.8
12	18	Team Motopark	DE	Julian Hanses	DE			Dallara F317 Spiess	Team Motopark	12	11	1:36.266	1.208	0.016	163.8
13	51	Teo Martin Motorsport	ESP	Aldo Festante	ITA			Dallara F317 HWA	Teo Martin Motorsport	12	9	1:36.278	1.220	0.012	163.8
14	63	Carlin Motorsport	GB	Nicolai Kjaergaard	DN	R	7	Dallara F317 Spiess	Carlin Motorsport	10	8	1:36.354	1.296	0.076	163.6
15	31	Carlin Motorsport	GB	Billy Monger	GB	R	8	Dallara F317 Spiess	Carlin Motorsport	11	8	1:36.415	1.357	0.061	163.5
16	22	Carlin Motorsport	GB	Nobuharu Matsushita	JPN			Dallara F317 Spiess	Carlin Motorsport	11	3	1:36.609	1.551	0.194	163.2
17	99	Drivex School	ESP	Rui Andrade	AG	R	9	Dallara F317 HWA	Drivex School	12	10	1:36.864	1.806	0.255	162.8
18	3	RP Motorsport	ITA	Pierre Louis Chovet	FRA	R	10	Dallara F317 Spiess	RP Motorsport	11	9	1:37.566	2.508	0.702	161.6

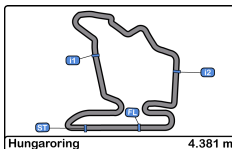
CAR 14 TIME 1:36.535 DELETED TRACK LIMITS AT T 4
 CAR 26 TIME 1:36.886 DELETED TRACK LIMITS AT T 4
 CAR 25 TIME 1:36.657 DELETED TRACK LIMITS AT T 4
 CAR 99 TIME 1:37.259 DELETED TRACK LIMITS AT T 4
 CAR 1 TIME 1:36.094 DELETED TRACK LIMITS AT T 4
 CAR 3 TIME 1:37.661 DELETED TRACK LIMITS AT T 4
 CAR 22 TIME 1:36.560 DELETED TRACK LIMITS AT T 11 - TIME 1:35.458 DELETED TRACK LIMITS AT T 11
 CAR 11 TIME 1:36.926 DELETED TRACK LIMITS AT T 4 - TIME 1:36.701 DELETED TRACK LIMITS AT T 1-4
 CAR 12 TIME 1:43.564 DELETED TRACK LIMITS AT T 1 AND 4
 CAR 7 TIME 1:36.334 DELETED TRACK LIMITS AT T 1

Published at:.....

Track Temp: 41.2 °C Air Temp: 26.6 °C Humidity: 37 % Track Status: DRY

Stewards:	Race Director:	Timekeeper: 
------------------	-----------------------	--





Hungaroring
Euroformula Open
Qualifying - 1
Provisional Results by Class



Clas	Nº	Entrant	Nat	Driver	Nat	Cat	Clas	Chassis - Engine	Team	Laps	Best	Time	Gap	Interval	Km/h
1	8	Teo Martin	ESP	Lukas Dunner	AUT			Dallara F317 HWA	Teo Martin	11	10	1:35.058			165.9
2	33	Team Motopark	DEU	Marino Sato	JPN			Dallara F317 Spiess	Team Motopark	11	9	1:35.324	0.266	0.266	165.4
3	12	Carlin Motorsport	GBR	Christian Hahn	BRA			Dallara F317 Spiess	Carlin Motorsport	10	9	1:35.904	0.846	0.580	164.4
4	21	Fortec Motorsport	GBR	Calan Williams	AUS			Dallara F317 HWA	Fortec Motorsport	12	10	1:36.101	1.043	0.197	164.1
5	25	Team Motopark	DEU	Cameron Das	USA			Dallara F317 Spiess	Team Motopark	13	10	1:36.191	1.133	0.090	163.9
6	18	Team Motopark	DEU	Julian Hanses	DEU			Dallara F317 Spiess	Team Motopark	12	11	1:36.266	1.208	0.075	163.8
7	51	Teo Martin	ESP	Aldo Festante	ITA			Dallara F317 HWA	Teo Martin	12	9	1:36.278	1.220	0.012	163.8
8	22	Carlin Motorsport	GBR	Nobuharu	JPN			Dallara F317 Spiess	Carlin Motorsport	11	3	1:36.609	1.551	0.331	163.2

Rookie

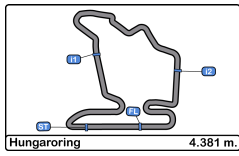
1	30	Team Motopark	DEU	Liam Lawson	NZL	R	1	Dallara F317 Spiess	Team Motopark	13	12	1:35.509			165.1
2	14	Team Motopark	DEU	Yuki Tsunoda	JPN	R	2	Dallara F317 Spiess	Team Motopark	11	9	1:35.530	0.021	0.021	165.0
3	11	Carlin Motorsport	GBR	Teppei Natori	JPN	R	3	Dallara F317 Spiess	Carlin Motorsport	12	10	1:35.815	0.306	0.285	164.6
4	26	Double R	GBR	Linus Lundqvist	SWE	R	4	Dallara F317 HWA	Double R	10	9	1:35.836	0.327	0.021	164.5
5	7	Double R	GBR	Jack Doohan	AUS	R	5	Dallara F317 HWA	Double R	6	5	1:35.974	0.465	0.138	164.3
6	1	RP Motorsport	ITA	Javier Gonzalez	MEX	R	6	Dallara F317 Spiess	RP Motorsport	11	10	1:36.250	0.741	0.276	163.8
7	63	Carlin Motorsport	GBR	Nicolai Kjaergaard	DNK	R	7	Dallara F317 Spiess	Carlin Motorsport	10	8	1:36.354	0.845	0.104	163.6
8	31	Carlin Motorsport	GBR	Billy Monger	GBR	R	8	Dallara F317 Spiess	Carlin Motorsport	11	8	1:36.415	0.906	0.061	163.5
9	99	Drivex School	ESP	Rui Andrade	AGO	R	9	Dallara F317 HWA	Drivex School	12	10	1:36.864	1.355	0.449	162.8
10	3	RP Motorsport	ITA	Pierre Louis Chovet	FRA	R	10	Dallara F317 Spiess	RP Motorsport	11	9	1:37.566	2.057	0.702	161.6

Published at:.....

Track Temp: 41.2 °C Air Temp: 26.6 °C Humidity: 37 % Track Status: DRY

Stewards:	Race Director:	Timekeeper:
------------------	-----------------------	--------------------





Hungaroring
Euroformula Open
Qualifying - 1
Lap Analysis



1 Javier Gonzalez Dallara F317 Spiess **11** Teppei Natori Dallara F317 Spiess
R RP Motorsport R Carlin Motorsport

Lap	D	Time	Sector 1	Sector 2	Sector 3	T. Spd	Elapsed	Lap	D	Time	Sector 1	Sector 2	Sector 3	T. Spd	Elapsed	
1		10:42:23.253	10:41:08.452	40.425	34.376		10:42:23.253	1		10:45:18.026	10:43:55.446	49.760	32.820		10:45:18.026	
2		1:52.284	40.226	38.256	33.802	201.8	10:44:15.537	2		1:54.330	46.235	39.982	28.113	200.3	10:47:12.356	
3		1:36.639	36.186	34.032	26.421	218.6	10:45:52.176	3		1:36.926	36.319	34.056	26.551	214.2	10:48:49.282	
4		1:36.094	36.042	33.758	26.294	217.3	10:47:28.270	4		1:40.892	36.183	36.968	27.741	217.7	10:50:30.174	
5		1:45.543	P	36.095	36.200	33.248	218.1	10:49:13.813	5		1:36.704	36.253	33.772	26.676	217.3	10:52:06.875
6		10:33.270	9:18.061	43.408	31.801		10:59:47.083	6		1:47.472	P	37.869	36.822	32.781	217.7	10:53:54.347
7		1:50.788	40.103	41.483	29.202	195.6	11:01:37.871	7		5:29.604	4:21.016	38.787	29.801		10:59:23.951	
8		1:36.327	36.157	33.841	26.329	218.1	11:03:14.198	8		1:47.485	40.215	38.121	29.149	195.6	11:01:11.436	
9		1:46.737	39.763	38.420	28.554	219.5	11:05:00.935	9		1:36.317	36.179	33.581	26.557	214.2	11:02:47.753	
10		1:36.250	35.883	33.854	26.513	219.9	11:06:37.185	10		1:35.815	36.034	33.450	26.331	218.6	11:04:23.568	
11		2:03.027	P	42.900	41.208	38.919	219.9	11:08:40.212	11		1:36.014	35.903	33.595	26.516	219.0	11:05:59.582

3 Pierre Louis Chovet Dallara F317 Spiess **12** Christian Hahn Dallara F317 Spiess
R RP Motorsport R Carlin Motorsport

Lap	D	Time	Sector 1	Sector 2	Sector 3	T. Spd	Elapsed	Lap	D	Time	Sector 1	Sector 2	Sector 3	T. Spd	Elapsed	
1		10:42:24.065	10:41:09.680	39.960	34.425		10:42:24.065	1		10:44:29.409	10:43:16.336	41.679	31.394		10:44:29.409	
2		1:56.709	41.357	40.176	35.176	219.5	10:44:20.774	2		1:45.109	39.767	37.547	27.795	198.8	10:46:14.518	
3		1:37.593	36.384	34.468	26.741	216.8	10:45:58.367	3		1:36.989	36.445	33.896	26.648	213.4	10:47:51.507	
4		1:37.664	36.553	34.157	26.951	217.3	10:47:36.028	4		1:43.564	36.401	39.396	27.767	215.1	10:49:35.071	
5		1:51.662	P	36.454	40.452	34.756	217.7	10:49:27.690	5		1:36.883	36.153	34.041	26.689	216.8	10:51:11.954
6		9:26.061	8:24.566	34.675	26.820		10:58:53.751	6		1:43.005	P	36.141	34.053	32.811	216.8	10:52:54.959
7		1:37.734	36.207	34.529	26.998	215.5	11:00:31.485	7		7:39.811	6:31.675	39.020	29.116		11:00:34.770	
8		1:38.263	36.307	34.724	27.232	215.5	11:02:09.748	8		1:40.589	38.150	35.274	27.165	194.9	11:02:15.359	
9		1:37.566	36.232	34.528	26.806	219.9	11:03:47.314	9		1:35.904	35.997	33.513	26.394	216.8	11:03:51.263	
10		1:37.775	36.121	34.727	26.927	220.4	11:05:25.089	10		1:46.547	P	36.043	36.439	34.065	218.1	11:05:37.810
11		2:08.387	P	40.288	41.265	46.834	219.5	11:07:33.476								

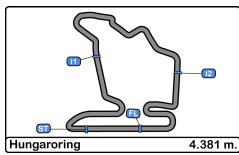
7 Jack Doohan Dallara F317 HWA **14** Yuki Tsunoda Dallara F317 Spiess
R Double R R Team Motopark

Lap	D	Time	Sector 1	Sector 2	Sector 3	T. Spd	Elapsed	Lap	D	Time	Sector 1	Sector 2	Sector 3	T. Spd	Elapsed		
1		10:59:36.306	10:58:23.393	42.121	30.792		10:59:36.306	1		10:42:13.118	10:40:57.296	44.042	31.780		10:42:13.118		
2		1:43.841	39.969	37.206	26.666	206.1	11:01:20.147	2		1:47.780	40.160	38.635	28.985	200.0	10:44:00.898		
3		1:36.334	36.375	33.643	26.316	214.2	11:02:56.481	3		1:36.535	36.377	33.695	26.463	217.3	10:45:37.433		
4		1:50.451	40.650	40.233	29.568	216.8	11:04:46.932	4		1:36.399	36.153	33.606	26.640	216.4	10:47:13.832		
5		1:35.974	35.986	33.517	26.471	217.3	11:06:22.906	5		1:58.603	42.911	42.774	32.918	216.0	10:49:12.435		
6		1:57.413	P	39.360	38.150	39.903	218.1	11:08:20.319	6		1:47.897	P	36.289	35.053	36.555	216.0	10:51:00.332

8 Lukas Dunner Dallara F317 HWA **15** Teo Martin Motorsport
R Teo Martin Motorsport

Lap	D	Time	Sector 1	Sector 2	Sector 3	T. Spd	Elapsed	Lap	D	Time	Sector 1	Sector 2	Sector 3	T. Spd	Elapsed	
1		10:43:20.394	10:42:13.480	38.431	28.483		10:43:20.394	7		9:46.538	8:35.204	40.709	30.625		11:00:46.870	
2		1:44.544	38.005	37.671	28.868	215.5	10:45:04.938	8		1:45.253	39.369	37.775	28.109	191.8	11:02:32.123	
3		1:35.724	36.073	33.529	26.122	215.5	10:46:40.662	9		1:35.530	35.900	33.338	26.292	216.8	11:04:07.653	
4		1:39.305	36.055	33.862	29.388	215.5	10:48:19.967	10		1:39.591	36.011	34.560	29.020	218.1	11:05:47.244	
5		1:46.573	41.810	38.032	26.731	197.0	10:50:06.540	11		2:03.377	P	42.062	41.869	39.446	215.5	11:07:50.621
6		1:47.684	P	36.031	38.673	32.980	217.3	10:51:54.224								
7		2:18.846	P	1:13.790	34.277	30.779		10:54:13.070								
8		7:41.582	6:20.711	48.203	32.668		11:01:54.652									
9		1:46.117	40.684	38.251	27.182	214.2	11:03:40.769									
10		1:35.058	35.724	33.275	26.059	217.3	11:05:15.827									
11		2:16.405	P	41.626	48.111	46.668	219.5	11:07:32.232								





Hungaroring
Euroformula Open
Qualifying - 1
Lap Analysis



18

Julian Hanses

Dallara F317 Spiess

25

Cameron Das

Dallara F317 Spiess

Team Motopark

Team Motopark

Lap	D	Time	Sector 1	Sector 2	Sector 3	T. Spd	Elapsed	Lap	D	Time	Sector 1	Sector 2	Sector 3	T. Spd	Elapsed
1		10:41:57.197	10:40:48.290	39.286	29.621		10:41:57.197	1		10:42:18.197	10:40:58.785	45.760	33.652		10:42:18.197
2		1:43.348	38.760	36.596	27.992	202.6	10:43:40.545	2		2:00.787	43.179	42.168	35.440	153.1	10:44:18.984
3		1:41.721	36.829	35.624	29.268	214.7	10:45:22.266	3		1:36.657	36.144	33.900	26.613	217.3	10:45:55.641
4		1:36.782	36.307	33.737	26.738	214.2	10:46:59.048	4		1:36.739	36.199	33.995	26.545	216.4	10:47:32.380
5		1:45.625	38.487	38.647	28.491	210.1	10:48:44.673	5		1:53.953	45.366	39.499	29.088	216.4	10:49:26.333
6		1:46.492 P	36.399	38.018	32.075	214.2	10:50:31.165	6		1:37.469	36.417	34.173	26.879	216.4	10:51:03.802
7		8:43.032	7:39.256	36.349	27.427		10:59:14.197	7		1:43.292 P	36.381	35.012	31.899	217.7	10:52:47.094
8		1:40.699	37.871	35.294	27.534	204.1	11:00:54.896	8		7:00.108	5:49.661	39.935	30.512		10:59:47.202
9		1:39.593	36.239	35.814	27.540	214.2	11:02:34.489	9		1:48.245	38.762	41.434	28.049	203.7	11:01:35.447
10		1:40.604	37.746	35.311	27.547	215.5	11:04:15.093	10		<u>1:36.191</u>	35.971	<u>33.584</u>	26.636	216.8	11:03:11.638
11		<u>1:36.266</u>	<u>36.191</u>	<u>33.677</u>	<u>26.398</u>	215.5	11:05:51.359	11		1:46.378	41.593	37.312	27.473	218.1	11:04:58.016
12		2:02.081 P	39.220	41.755	41.106	217.7	11:07:53.440	12		1:36.330	<u>35.875</u>	33.933	<u>26.522</u>	219.5	11:06:34.346

21

Calan Williams

Dallara F317 HWA

26

Linus Lundqvist

Dallara F317 HWA

Fortec Motorsport

R

Double R

Lap	D	Time	Sector 1	Sector 2	Sector 3	T. Spd	Elapsed	Lap	D	Time	Sector 1	Sector 2	Sector 3	T. Spd	Elapsed
1		10:42:20.905	10:41:00.695	46.455	33.755		10:42:20.905	1		10:42:15.834	10:40:57.636	45.138	33.060		10:42:15.834
2		1:49.356	36.939	37.605	34.812	215.1	10:44:10.261	2		1:56.699	42.764	41.981	31.954	209.3	10:44:12.533
3		1:36.393	36.112	33.815	26.466	216.8	10:45:46.654	3		1:36.886	36.223	34.181	26.482	217.3	10:45:49.419
4		1:40.124	36.065	34.616	29.443	217.7	10:47:26.778	4		1:50.998	42.740	40.850	27.408	215.1	10:47:40.417
5		1:36.986	36.112	34.259	26.615	216.4	10:49:03.764	5		1:37.174	36.149	34.293	26.732	216.0	10:49:17.591
6		1:42.760 P	37.118	34.546	31.096	216.8	10:50:46.524	6		1:44.308 P	36.552	34.628	33.128	218.6	10:51:01.899
7		8:40.687	7:33.764	36.568	30.355		10:59:27.211	7		8:51.984	7:37.737	42.448	31.799		10:59:53.883
8		1:37.468	36.385	34.076	27.007	214.7	11:01:04.679	8		1:50.916	39.777	39.791	31.348	210.5	11:01:44.799
9		1:36.626	36.133	34.057	<u>26.436</u>	214.2	11:02:41.305	9		<u>1:35.836</u>	<u>35.867</u>	<u>33.689</u>	<u>26.280</u>	215.5	11:03:20.635
10		<u>1:36.101</u>	<u>35.943</u>	<u>33.688</u>	26.470	218.1	11:04:17.406	10		1:47.195 P	35.927	35.476	35.792	218.6	11:05:07.830
11		1:38.491	36.930	34.545	27.016	217.7	11:05:55.897								
12		2:00.889 P	39.080	38.142	43.667	208.8	11:07:56.786								

22

Nobuharu Matsushita

Dallara F317 Spiess

30

Liam Lawson

Dallara F317 Spiess

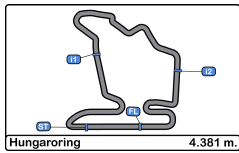
Carlin Motorsport

R

Team Motopark

Lap	D	Time	Sector 1	Sector 2	Sector 3	T. Spd	Elapsed	Lap	D	Time	Sector 1	Sector 2	Sector 3	T. Spd	Elapsed
1		10:42:15.062	10:41:00.245	43.625	31.192		10:42:15.062	1		10:42:14.817	10:40:57.722	45.221	31.874		10:42:14.817
2		1:50.425	41.050	39.037	30.338	193.8	10:44:05.487	2		1:49.522	40.547	39.073	29.902	208.0	10:44:04.339
3		<u>1:36.609</u>	36.194	34.055	26.360	218.6	10:45:42.096	3		1:36.595	36.147	33.993	26.455	217.7	10:45:40.934
4		1:36.560	36.120	33.992	26.448	216.4	10:47:18.656	4		1:36.390	36.081	33.833	26.476	217.3	10:47:17.324
5		1:49.129 P	37.778	37.331	34.020	215.5	10:49:07.785	5		1:59.150	42.567	43.291	33.292	216.0	10:49:16.474
6		4:07.121	3:04.501	35.447	27.173		10:53:14.906	6		1:37.811	36.138	34.267	27.406	216.0	10:50:54.285
7		1:42.543 P	36.068	33.840	32.635	218.6	10:54:57.449	7		1:43.237 P	36.749	35.967	30.521	216.4	10:52:37.522
8		5:28.150	4:13.404	42.698	32.048		11:00:25.599	8		7:08.710	5:52.124	43.847	32.739		10:59:46.232
9		1:43.124	39.985	36.392	26.747	210.5	11:02:08.723	9		1:46.073	39.199	39.415	27.459	204.1	11:01:32.305
10		1:35.458	36.003	<u>33.294</u>	<u>26.161</u>	220.8	11:03:44.181	10		1:35.719	35.929	<u>33.488</u>	26.302	216.4	11:03:08.024
11		1:46.041 P	<u>35.962</u>	34.536	35.543	219.0	11:05:30.222	11		1:47.460	41.661	38.306	27.493	218.6	11:04:55.484
								12		<u>1:35.509</u>	<u>35.705</u>	33.505	<u>26.299</u>	219.5	11:06:30.993
								13		2:35.114 P	56.737	53.461	44.916	203.0	11:09:06.107





Hungaroring
Euroformula Open
Qualifying - 1
Lap Analysis



31

Billy Monger

Dallara F317 Spiess

99

Rui Andrade

Dallara F317 HWA

R

Carlin Motorsport

R

Drivex School

Lap	D	Time	Sector 1	Sector 2	Sector 3	T. Spd	Elapsed	Lap	D	Time	Sector 1	Sector 2	Sector 3	T. Spd	Elapsed
1		10:45:29.599	10:44:18.873	39.947	30.779		10:45:29.599	1		10:42:16.838	10:41:02.480	42.787	31.571		10:42:16.838
2		1:39.681	36.916	35.581	27.184	215.5	10:47:09.280	2		1:51.207	40.359	38.832	32.016	210.5	10:44:08.045
3		1:37.280	36.359	34.196	26.725	213.8	10:48:46.560	3		1:37.895	36.468	34.475	26.952	217.3	10:45:45.940
4		1:47.365	36.181	40.221	30.963	216.8	10:50:33.925	4		1:37.259	36.379	34.240	26.640	216.0	10:47:23.199
5		1:37.756	36.551	34.214	26.991	216.4	10:52:11.681	5		1:38.063	36.279	34.717	27.067	216.0	10:49:01.262
6		1:45.376 P	36.965	35.802	32.609	217.3	10:53:57.057	6		1:50.018 P	36.148	41.326	32.544	217.3	10:50:51.280
7		7:28.029	6:23.542	36.715	27.772		11:01:25.086	7		7:52.613	6:46.114	37.921	28.578		10:58:43.893
8		1:36.415	36.201	33.649	26.565	213.8	11:03:01.501	8		1:37.615	36.385	34.372	26.858	214.7	11:00:21.508
9		1:39.796	37.315	35.553	26.928	216.8	11:04:41.297	9		1:37.341	36.148	34.360	26.833	215.5	11:01:58.849
10		1:36.630	36.373	33.652	26.605	217.3	11:06:17.927	10		1:36.864	36.097	34.131	26.636	218.1	11:03:35.713
11		1:49.318 P	39.491	37.054	32.773	216.8	11:08:07.245	11		1:37.171	36.160	34.153	26.858	218.6	11:05:12.884
33								12		1:49.063 P	37.952	37.042	34.069	218.6	11:07:01.947

Marino Sato

Dallara F317 Spiess

Team Motopark

Lap	D	Time	Sector 1	Sector 2	Sector 3	T. Spd	Elapsed
1		10:42:06.950	10:40:55.093	41.207	30.650		10:42:06.950
2		1:44.003	39.163	37.325	27.515	215.1	10:43:50.953
3		1:36.499	36.037	33.822	26.640	219.5	10:45:27.452
4		1:35.768	35.931	33.469	26.368	217.7	10:47:03.220
5		1:55.501	40.013	42.818	32.670	217.7	10:48:58.721
6		1:43.676 P	36.126	35.454	32.096	216.8	10:50:42.397
7		9:41.413	8:25.136	43.574	32.703		11:00:23.810
8		1:43.977	40.439	36.619	26.919	212.5	11:02:07.787
9		1:35.324	35.816	33.298	26.210	219.0	11:03:43.111
10		1:35.420	35.644	33.556	26.220	221.3	11:05:18.531
11		2:24.753 P	48.715	43.181	52.857	156.5	11:07:43.284

51

Aldo Festante

Dallara F317 HWA

Teo Martin Motorsport

Lap	D	Time	Sector 1	Sector 2	Sector 3	T. Spd	Elapsed
1		10:43:22.914	10:42:17.208	37.887	27.819		10:43:22.914
2		1:46.121	38.213	36.925	30.983	214.2	10:45:09.035
3		1:36.758	36.455	33.804	26.499	211.7	10:46:45.793
4		1:46.604	36.302	41.032	29.270	213.4	10:48:32.397
5		1:37.301	36.232	34.316	26.753	214.7	10:50:09.698
6		1:43.213 P	36.233	34.105	32.875	215.5	10:51:52.911
7		7:56.014	6:40.873	42.819	32.322		10:59:48.925
8		1:51.406	39.335	42.279	29.792	211.3	11:01:40.331
9		1:36.278	36.094	33.797	26.387	215.1	11:03:16.609
10		1:46.204	36.232	40.958	29.014	216.4	11:05:02.813
11		1:39.679	37.209	35.518	26.952	217.7	11:06:42.492
12		1:59.606 P	41.366	40.340	37.900	217.3	11:08:42.098

63

Nicolai Kjaergaard

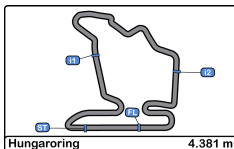
Dallara F317 Spiess

R

Carlin Motorsport

Lap	D	Time	Sector 1	Sector 2	Sector 3	T. Spd	Elapsed
1		10:45:28.584	10:44:18.068	39.998	30.518		10:45:28.584
2		1:47.319	39.389	37.493	30.437	211.3	10:47:15.903
3		1:37.635	36.555	34.357	26.723	212.1	10:48:53.538
4		1:37.705	36.360	34.195	27.150	214.7	10:50:31.243
5		1:42.378 P	36.368	34.310	31.700	216.4	10:52:13.621
6		7:46.899	6:36.883	39.855	30.161		11:00:00.520
7		1:52.036	38.472	41.472	32.092	208.0	11:01:52.556
8		1:36.354	36.235	33.714	26.405	214.7	11:03:28.910
9		1:36.813	35.998	33.905	26.910	216.8	11:05:05.723
10		1:50.123 P	38.561	36.692	34.870	212.5	11:06:55.846



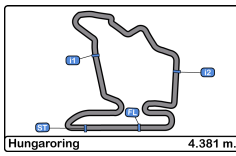


Hungaroring
Euroformula Open
Qualifying - 1
Best Sectors Results



Sector - 1				Sector - 2				Sector - 3				Ideal Lap vs Best Lap				
Clas	Nº	Driver	Time	Nº	Driver	Time	Nº	Driver	Time	Clas	Nº	Driver	Ideal Lap	Best Lap	Clas	
1	33	Marino Sato	35.644	8	Lukas Dunner	33.275	8	Lukas Dunner	26.059	1	8	Lukas Dunner	1:35.058	1:35.058	1	
2	30	Liam Lawson	35.705	22	Nobuharu Matsushita	33.294	22	Nobuharu Matsushita	26.161	2	33	Marino Sato	1:35.152	1:35.324	2	
3	8	Lukas Dunner	35.724	33	Marino Sato	33.298	33	Marino Sato	26.210	3	22	Nobuharu Matsushita	1:35.417	1:36.609	16	
4	26	Linus Lundqvist	35.867	14	Yuki Tsunoda	33.338	26	Linus Lundqvist	26.280	4	30	Liam Lawson	1:35.492	1:35.509	3	
5	25	Cameron Das	35.875	11	Teppei Natori	33.450	14	Yuki Tsunoda	26.292	5	14	Yuki Tsunoda	1:35.530	1:35.530	4	
6	1	Javier Gonzalez	35.883	30	Liam Lawson	33.488	1	Javier Gonzalez	26.294	6	11	Teppei Natori	1:35.684	1:35.815	5	
7	14	Yuki Tsunoda	35.900	12	Christian Hahn	33.513	30	Liam Lawson	26.299	7	7	Jack Doohan	1:35.819	1:35.974	8	
8	11	Teppei Natori	35.903	7	Jack Doohan	33.517	7	Jack Doohan	26.316	8	26	Linus Lundqvist	1:35.836	1:35.836	6	
9	21	Calan Williams	35.943	25	Cameron Das	33.584	11	Teppei Natori	26.331	9	12	Christian Hahn	1:35.904	1:35.904	7	
10	22	Nobuharu Matsushita	35.962	31	Billy Monger	33.649	51	Aldo Festante	26.387	10	1	Javier Gonzalez	1:35.935	1:36.250	11	
11	7	Jack Doohan	35.986	18	Julian Hanses	33.677	12	Christian Hahn	26.394	11	25	Cameron Das	1:35.981	1:36.191	10	
12	12	Christian Hahn	35.997	21	Calan Williams	33.688	18	Julian Hanses	26.398	12	21	Calan Williams	1:36.067	1:36.101	9	
13	63	Nicolai Kjaergaard	35.998	26	Linus Lundqvist	33.689	63	Nicolai Kjaergaard	26.405	13	63	Nicolai Kjaergaard	1:36.117	1:36.354	14	
14	51	Aldo Festante	36.094	63	Nicolai Kjaergaard	33.714	21	Calan Williams	26.436	14	18	Julian Hanses	1:36.266	1:36.266	12	
15	99	Rui Andrade	36.097	1	Javier Gonzalez	33.758	25	Cameron Das	26.522	15	51	Aldo Festante	1:36.278	1:36.278	13	
16	3	Pierre Louis Chovet	36.121	51	Aldo Festante	33.797	31	Billy Monger	26.565	16	31	Billy Monger	1:36.395	1:36.415	15	
17	31	Billy Monger	36.181	99	Rui Andrade	34.131	99	Rui Andrade	26.636	17	99	Rui Andrade	1:36.864	1:36.864	17	
18	18	Julian Hanses	36.191	3	Pierre Louis Chovet	34.157	3	Pierre Louis Chovet	26.741	18	3	Pierre Louis Chovet	1:37.019	1:37.566	18	



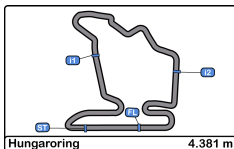


Hungaroring
Euroformula Open
Qualifying - 1
Best 5 Lap Times



Cls	Nº	Entrant	Nat	Driver	Nat	Cat	Cls	Chassis - Engine	Team	Best 1		Best 2		Best 3		Best 4		Best 5	
										Time	Lap	Time	Lap	Time	Lap	Time	Lap	Time	Lap
1	8	Teo Martin Motorsport	ESP	Lukas Dunner	AUT			Dallara F317 HWA	Teo Martin Motorsport	1:35.058	10	1:35.724	3	1:39.305	4	1:44.544	2	1:46.117	9
2	33	Team Motopark	DEU	Marino Sato	JPN			Dallara F317 Spiess	Team Motopark	1:35.324	9	1:35.420	10	1:35.768	4	1:36.499	3	1:43.676	6
3	30	Team Motopark	DEU	Liam Lawson	NZL	R	1	Dallara F317 Spiess	Team Motopark	1:35.509	12	1:35.719	10	1:36.390	4	1:36.595	3	1:37.811	6
4	14	Team Motopark	DEU	Yuki Tsunoda	JPN	R	2	Dallara F317 Spiess	Team Motopark	1:35.530	9	1:36.399	4	1:39.591	10	1:45.253	8	1:47.780	2
5	11	Carlin Motorsport	GBR	Teppei Natori	JPN	R	3	Dallara F317 Spiess	Carlin Motorsport	1:35.815	10	1:36.014	11	1:36.317	9	1:40.892	4	1:47.472	6
6	26	Double R	GBR	Linus Lundqvist	SWE	R	4	Dallara F317 HWA	Double R	1:35.836	9	1:37.174	5	1:44.308	6	1:47.195	10	1:50.916	8
7	12	Carlin Motorsport	GBR	Christian Hahn	BRA			Dallara F317 Spiess	Carlin Motorsport	1:35.904	9	1:36.883	5	1:36.989	3	1:40.589	8	1:43.005	6
8	7	Double R	GBR	Jack Doohan	AUS	R	5	Dallara F317 HWA	Double R	1:35.974	5	1:43.841	2	1:50.451	4	1:57.413	6		
9	21	Fortec Motorsport	GBR	Calan Williams	AUS			Dallara F317 HWA	Fortec Motorsport	1:36.101	10	1:36.393	3	1:36.626	9	1:36.986	5	1:37.468	8
10	25	Team Motopark	DEU	Cameron Das	USA			Dallara F317 Spiess	Team Motopark	1:36.191	10	1:36.330	12	1:36.739	4	1:37.469	6	1:43.292	7
11	1	RP Motorsport	ITA	Javier Gonzalez	MEX	R	6	Dallara F317 Spiess	RP Motorsport	1:36.250	10	1:36.327	8	1:36.639	3	1:45.543	5	1:46.737	9
12	18	Team Motopark	DEU	Julian Hanses	DEU			Dallara F317 Spiess	Team Motopark	1:36.266	11	1:36.782	4	1:39.593	9	1:40.604	10	1:40.699	8
13	51	Teo Martin Motorsport	ESP	Aldo Festante	ITA			Dallara F317 HWA	Teo Martin Motorsport	1:36.278	9	1:36.758	3	1:37.301	5	1:39.679	11	1:43.213	6
14	63	Carlin Motorsport	GBR	Nicolai Kjaergaard	DNK	R	7	Dallara F317 Spiess	Carlin Motorsport	1:36.354	8	1:36.813	9	1:37.635	3	1:37.705	4	1:42.378	5
15	31	Carlin Motorsport	GBR	Billy Monger	GBR	R	8	Dallara F317 Spiess	Carlin Motorsport	1:36.415	8	1:36.630	10	1:37.280	3	1:37.756	5	1:39.681	2
16	22	Carlin Motorsport	GBR	Nobuharu	JPN			Dallara F317 Spiess	Carlin Motorsport	1:36.609	3	1:42.543	7	1:43.124	9	1:46.041	11	1:49.129	5
17	99	Drivex School	ESP	Rui Andrade	AGO	R	9	Dallara F317 HWA	Drivex School	1:36.864	10	1:37.171	11	1:37.341	9	1:37.615	8	1:37.895	3
18	3	RP Motorsport	ITA	Pierre Louis Chovet	FRA	R	10	Dallara F317 Spiess	RP Motorsport	1:37.566	9	1:37.593	3	1:37.734	7	1:37.775	10	1:38.263	8



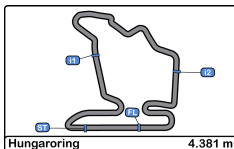


Hungaroring
Euroformula Open
Qualifying - 1
Best 5 Top Speeds



Cls	Nº	Entrant	Nat	Driver	Nat	Cat	Cls	Chassis - Engine	Team	Top 1		Top 2		Top 3		Top 4		Top 5		Avg
										Km/h	Lap	Km/h	Lap	Km/h	Lap	Km/h	Lap	Km/h	Lap	
1	33	Team Motopark	DEU	Marino Sato	JPN			Dallara F317 Spiess	Team Motopark	221.3	10	219.5	3	219.0	9	217.7	4	217.7	5	219.0
2	22	Carlin Motorsport	GBR	Nobuharu	JPN			Dallara F317 Spiess	Carlin Motorsport	220.8	10	219.0	11	218.6	3	218.6	7	216.4	4	218.7
3	3	RP Motorsport	ITA	Pierre Louis Chovet	FRA	R	1	Dallara F317 Spiess	RP Motorsport	220.4	10	219.9	9	219.5	2	219.5	11	217.7	5	219.4
4	1	RP Motorsport	ITA	Javier Gonzalez	MEX	R	2	Dallara F317 Spiess	RP Motorsport	219.9	10	219.9	11	219.5	9	218.6	3	218.1	5	219.2
5	8	Teo Martin Motorsport	ESP	Lukas Dunner	AUT			Dallara F317 HWA	Teo Martin Motorsport	219.5	11	217.3	6	217.3	10	215.5	2	215.5	3	217.0
6	25	Team Motopark	DEU	Cameron Das	USA			Dallara F317 Spiess	Team Motopark	219.5	12	219.5	13	218.1	11	217.7	7	217.3	3	218.4
7	30	Team Motopark	DEU	Liam Lawson	NZL	R	3	Dallara F317 Spiess	Team Motopark	219.5	12	218.6	11	217.7	3	217.3	4	216.4	7	217.9
8	11	Carlin Motorsport	GBR	Teppey Natori	JPN	R	4	Dallara F317 Spiess	Carlin Motorsport	219.0	11	218.6	10	217.7	4	217.7	6	217.7	12	218.1
9	26	Double R	GBR	Linus Lundqvist	SWE	R	5	Dallara F317 HWA	Double R	218.6	6	218.6	10	217.3	3	216.0	5	215.5	9	217.2
10	99	Drivex School	ESP	Rui Andrade	AGO	R	6	Dallara F317 HWA	Drivex School	218.6	11	218.6	12	218.1	10	217.3	3	217.3	6	218.0
11	7	Double R	GBR	Jack Doohan	AUS	R	7	Dallara F317 HWA	Double R	218.1	6	217.3	5	216.8	4	214.2	3	206.1	2	214.5
12	12	Carlin Motorsport	GBR	Christian Hahn	BRA			Dallara F317 Spiess	Carlin Motorsport	218.1	10	216.8	5	216.8	6	216.8	9	215.1	4	216.7
13	14	Team Motopark	DEU	Yuki Tsunoda	JPN	R	8	Dallara F317 Spiess	Team Motopark	218.1	10	217.3	3	216.8	9	216.4	4	216.0	5	216.9
14	21	Fortec Motorsport	GBR	Calan Williams	AUS			Dallara F317 HWA	Fortec Motorsport	218.1	10	217.7	4	217.7	11	216.8	3	216.8	6	217.4
15	18	Team Motopark	DEU	Julian Hanses	DEU			Dallara F317 Spiess	Team Motopark	217.7	12	215.5	10	215.5	11	214.7	3	214.2	4	215.5
16	51	Teo Martin Motorsport	ESP	Aldo Festante	ITA			Dallara F317 HWA	Teo Martin Motorsport	217.7	11	217.3	12	216.4	10	215.5	6	215.1	9	216.4
17	31	Carlin Motorsport	GBR	Billy Monger	GBR	R	9	Dallara F317 Spiess	Carlin Motorsport	217.3	6	217.3	10	216.8	4	216.8	9	216.8	11	217.0
18	63	Carlin Motorsport	GBR	Nicolai Kjaergaard	DNK	R	10	Dallara F317 Spiess	Carlin Motorsport	216.8	9	216.4	5	214.7	4	214.7	8	212.5	10	215.0



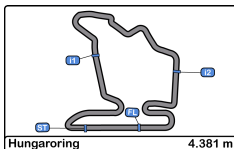


Hungaroring
Euroformula Open
Qualifying - 1
Fastest Laps Sequence



Lap	Time of Day	Session Time	Nº	Entrant	Nat	Driver	Nat	Cat	Chassis - Engine	Team	Time	Km/h
2	10:43:40.545	3:40.545	18	Team Motopark	DEU	Julian Hanses	DEU		Dallara F317 Spiess	Team Motopark	1:43.348	152.6
3	10:45:22.266	5:22.266	18	Team Motopark	DEU	Julian Hanses	DEU		Dallara F317 Spiess	Team Motopark	1:41.721	155.0
3	10:45:27.452	5:27.452	33	Team Motopark	DEU	Marino Sato	JPN		Dallara F317 Spiess	Team Motopark	1:36.499	163.4
3	10:45:46.654	5:46.654	21	Fortec Motorsport	GBR	Calan Williams	AUS		Dallara F317 HWA	Fortec Motorsport	1:36.393	163.6
3	10:46:40.662	6:40.662	8	Teo Martin Motorsport	ESP	Lukas Dunner	AUT		Dallara F317 HWA	Teo Martin Motorsport	1:35.724	164.7
10	11:03:08.024	23:08.024	30	Team Motopark	DEU	Liam Lawson	NZL	R	Dallara F317 Spiess	Team Motopark	1:35.719	164.7
9	11:03:43.111	23:43.111	33	Team Motopark	DEU	Marino Sato	JPN		Dallara F317 Spiess	Team Motopark	1:35.324	165.4
10	11:05:15.827	25:15.827	8	Teo Martin Motorsport	ESP	Lukas Dunner	AUT		Dallara F317 HWA	Teo Martin Motorsport	1:35.058	165.9



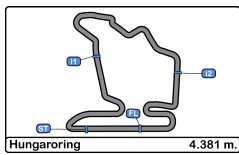


Hungaroring
Euroformula Open
Qualifying - 1
Event Best Maximum Speed



Nº	Entrant	Nat	Driver	Nat	Cat	Clas	Chassis - Engine	Team	Km/h	Session
33	Team Motopark	DEU	Marino Sato	JPN			Dallara F317 Spiess	Team Motopark	221.3	Qualifying - 1
22	Carlin Motorsport	GBR	Nobuharu	JPN			Dallara F317 Spiess	Carlin Motorsport	220.8	Qualifying - 1
1	RP Motorsport	ITA	Javier Gonzalez	MEX	R	1	Dallara F317 Spiess	RP Motorsport	220.4	Free Practice - 1
3	RP Motorsport	ITA	Pierre Louis Chovet	FRA	R	2	Dallara F317 Spiess	RP Motorsport	220.4	Qualifying - 1
30	Team Motopark	DEU	Liam Lawson	NZL	R	3	Dallara F317 Spiess	Team Motopark	219.5	Qualifying - 1
25	Team Motopark	DEU	Cameron Das	USA			Dallara F317 Spiess	Team Motopark	219.5	Qualifying - 1
8	Teo Martin Motorsport	ESP	Lukas Dunner	AUT			Dallara F317 HWA	Teo Martin Motorsport	219.5	Qualifying - 1
11	Carlin Motorsport	GBR	Teppei Natori	JPN	R	4	Dallara F317 Spiess	Carlin Motorsport	219.0	Qualifying - 1
26	Double R	GBR	Linus Lundqvist	SWE	R	5	Dallara F317 HWA	Double R	218.6	Qualifying - 1
99	Drivex School	ESP	Rui Andrade	AGO	R	6	Dallara F317 HWA	Drivex School	218.6	Qualifying - 1
63	Carlin Motorsport	GBR	Nicolai Kjaergaard	DNK	R	7	Dallara F317 Spiess	Carlin Motorsport	218.1	Free Practice - 1
21	Fortec Motorsport	GBR	Calan Williams	AUS			Dallara F317 HWA	Fortec Motorsport	218.1	Qualifying - 1
12	Carlin Motorsport	GBR	Christian Hahn	BRA			Dallara F317 Spiess	Carlin Motorsport	218.1	Qualifying - 1
14	Team Motopark	DEU	Yuki Tsunoda	JPN	R	8	Dallara F317 Spiess	Team Motopark	218.1	Qualifying - 1
7	Double R	GBR	Jack Doohan	AUS	R	9	Dallara F317 HWA	Double R	218.1	Qualifying - 1
51	Teo Martin Motorsport	ESP	Aldo Festante	ITA			Dallara F317 HWA	Teo Martin Motorsport	217.7	Qualifying - 1
18	Team Motopark	DEU	Julian Hanses	DEU			Dallara F317 Spiess	Team Motopark	217.7	Qualifying - 1
31	Carlin Motorsport	GBR	Billy Monger	GBR	R	10	Dallara F317 Spiess	Carlin Motorsport	217.3	Qualifying - 1





Hungaroring

Euroformula Open

Qualifying - 1

Pit Stop Analysis



1 Javier Gonzalez R RP Motorsport
Dallara F317 Spiess

Nr.	In Day Time	In Time	Out Time	Pit Time	T. Pit Time	Handicap	Penalty
1	10:49:11.317	10:49:11.317	10:57:47.810	8:36.493	8:36.493		

3 Pierre Louis Chovet R RP Motorsport
Dallara F317 Spiess

Nr.	In Day Time	In Time	Out Time	Pit Time	T. Pit Time	Handicap	Penalty
1	10:49:25.164	10:49:25.164	10:57:16.773	7:51.609	7:51.609		

8 Lukas Dunner Teo Martin Motorsport
Dallara F317 HWA

Nr.	In Day Time	In Time	Out Time	Pit Time	T. Pit Time	Handicap	Penalty
1	10:51:51.790	10:51:51.790	10:52:34.440	42.650	42.650		
2	10:54:10.618	10:54:10.618	10:59:51.978	5:41.360	6:24.010		

11 Teppei Natori R Carlin Motorsport
Dallara F317 Spiess

Nr.	In Day Time	In Time	Out Time	Pit Time	T. Pit Time	Handicap	Penalty
1	10:53:51.763	10:53:51.763	10:57:36.411	3:44.648	3:44.648		

12 Christian Hahn Carlin Motorsport
Dallara F317 Spiess

Nr.	In Day Time	In Time	Out Time	Pit Time	T. Pit Time	Handicap	Penalty
1	10:52:52.368	10:52:52.368	10:58:49.068	5:56.700	5:56.700		

14 Yuki Tsunoda R Team Motopark
Dallara F317 Spiess

Nr.	In Day Time	In Time	Out Time	Pit Time	T. Pit Time	Handicap	Penalty
1	10:50:57.099	10:50:57.099	10:58:54.203	7:57.104	7:57.104		

18 Julian Hanses Team Motopark
Dallara F317 Spiess

Nr.	In Day Time	In Time	Out Time	Pit Time	T. Pit Time	Handicap	Penalty
1	10:50:28.396	10:50:28.396	10:57:32.507	7:04.111	7:04.111		

21 Calan Williams Fortec Motorsport
Dallara F317 HWA

Nr.	In Day Time	In Time	Out Time	Pit Time	T. Pit Time	Handicap	Penalty
1	10:50:43.987	10:50:43.987	10:57:42.255	6:58.268	6:58.268		

22 Nobuharu Matsushita Carlin Motorsport
Dallara F317 Spiess

Nr.	In Day Time	In Time	Out Time	Pit Time	T. Pit Time	Handicap	Penalty
1	10:49:05.098	10:49:05.098	10:51:37.868	2:32.770	2:32.770		
2	10:54:54.853	10:54:54.853	10:58:27.741	3:32.888	6:05.658		

25 Cameron Das Team Motopark
Dallara F317 Spiess

Nr.	In Day Time	In Time	Out Time	Pit Time	T. Pit Time	Handicap	Penalty
1	10:52:44.575	10:52:44.575	10:57:57.089	5:12.514	5:12.514		

26 Linus Lundqvist R Double R
Dallara F317 HWA

Nr.	In Day Time	In Time	Out Time	Pit Time	T. Pit Time	Handicap	Penalty
1	10:50:58.904	10:50:58.904	10:57:58.969	7:00.065	7:00.065		

30 Liam Lawson R Team Motopark
Dallara F317 Spiess

Nr.	In Day Time	In Time	Out Time	Pit Time	T. Pit Time	Handicap	Penalty
1	10:52:34.954	10:52:34.954	10:57:45.792	5:10.838	5:10.838		

31 Billy Monger R Carlin Motorsport
Dallara F317 Spiess

Nr.	In Day Time	In Time	Out Time	Pit Time	T. Pit Time	Handicap	Penalty
1	10:53:54.436	10:53:54.436	10:59:44.258	5:49.822	5:49.822		

33 Marino Sato Team Motopark
Dallara F317 Spiess

Nr.	In Day Time	In Time	Out Time	Pit Time	T. Pit Time	Handicap	Penalty
1	10:50:39.574	10:50:39.574	10:58:18.507	7:38.933	7:38.933		

51 Aldo Festante Teo Martin Motorsport
Dallara F317 HWA

Nr.	In Day Time	In Time	Out Time	Pit Time	T. Pit Time	Handicap	Penalty
1	10:51:50.341	10:51:50.341	10:57:51.011	6:00.670	6:00.670		

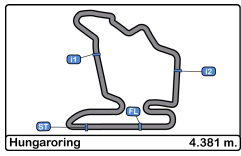
63 Nicolai Kjaergaard R Carlin Motorsport
Dallara F317 Spiess

Nr.	In Day Time	In Time	Out Time	Pit Time	T. Pit Time	Handicap	Penalty
1	10:52:10.986	10:52:10.986	10:58:09.630	5:58.644	5:58.644		

99 Rui Andrade R Drivex School
Dallara F317 HWA

Nr.	In Day Time	In Time	Out Time	Pit Time	T. Pit Time	Handicap	Penalty
1	10:50:48.478	10:50:48.478	10:56:57.862	6:09.384	6:09.384		

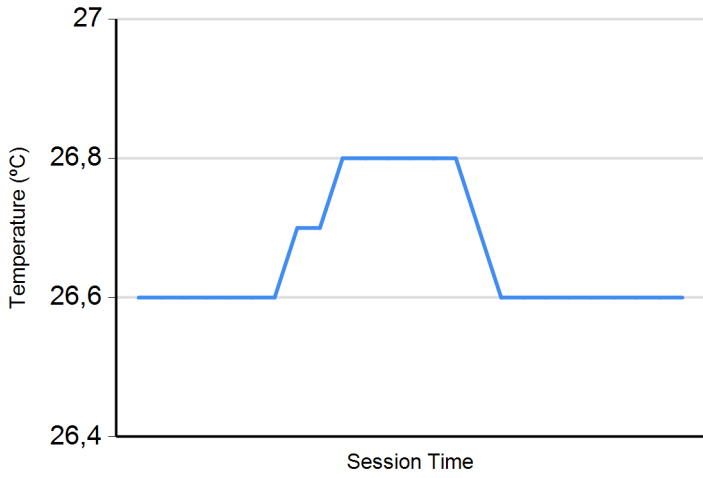




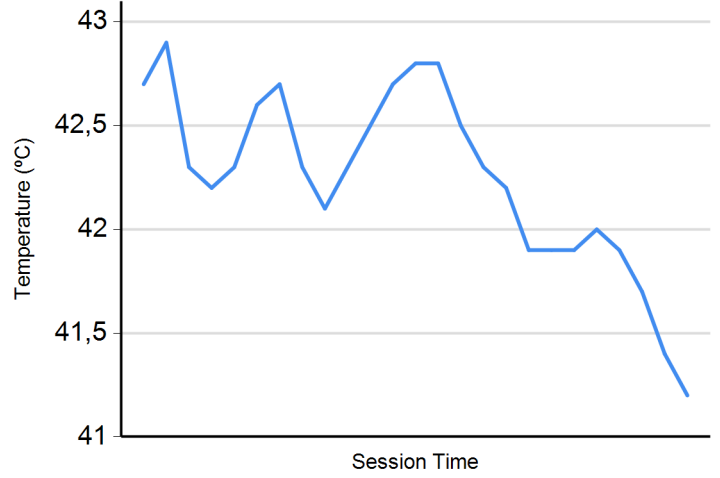
Hungaroring
Euroformula Open
Qualifying - 1
Weather Report



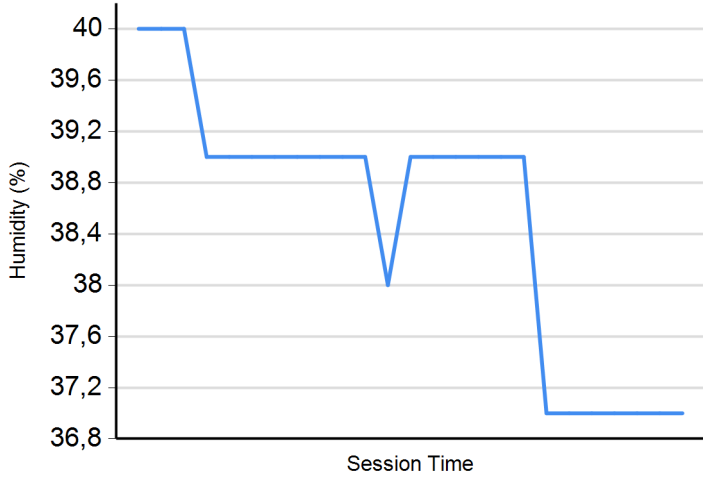
Air Temperature



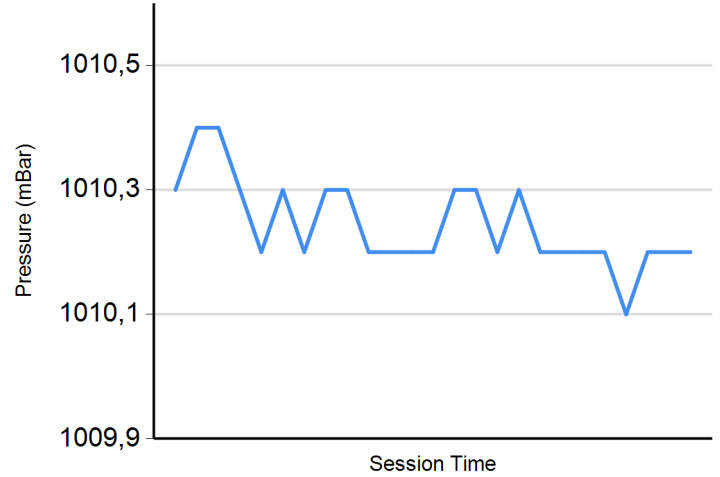
Track Temperature



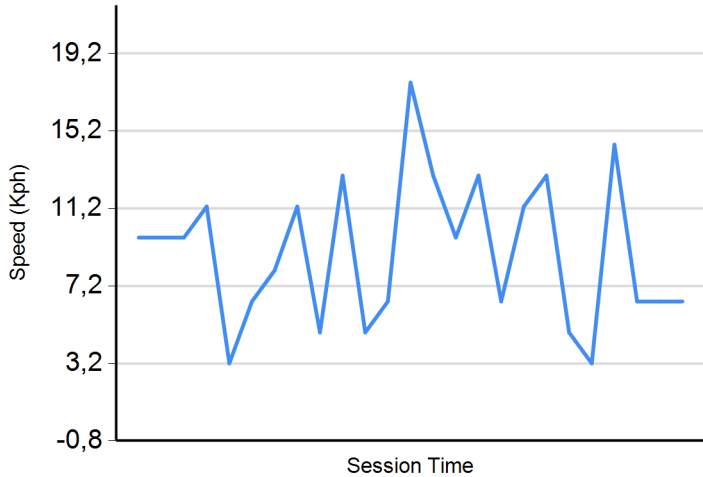
Humidity



Pressure



Wind Speed



Wind direction

North = 0°/360° Est = 90° South = 180° West = 270°

