

Hungaroring
Euroformula Open
Qualifying - 2
Provisional Results



Clas	Nº	Entrant	Nat	Driver	Nat	Cat	Clas	Chassis - Engine	Team	Laps	Best	Time	Gap	Interval	Km/h
1	22	Carlin Motorsport	GB	Nobuharu Matsushita	JPN			Dallara F317 Spiess	Carlin Motorsport	12	11	1:34.361			167.1
2	30	Team Motopark	DE	Liam Lawson	NZL	R	1	Dallara F317 Spiess	Team Motopark	12	11	1:34.373	0.012	0.012	167.1
3	33	Team Motopark	DE	Marino Sato	JPN			Dallara F317 Spiess	Team Motopark	12	11	1:34.488	0.127	0.115	166.9
4	14	Team Motopark	DE	Yuki Tsunoda	JPN	R	2	Dallara F317 Spiess	Team Motopark	12	11	1:34.647	0.286	0.159	166.6
5	8	Teo Martin Motorsport	ESP	Lukas Dunner	AUT			Dallara F317 HWA	Teo Martin Motorsport	11	10	1:34.691	0.330	0.044	166.5
6	12	Carlin Motorsport	GB	Christian Hahn	BR			Dallara F317 Spiess	Carlin Motorsport	13	11	1:34.791	0.430	0.100	166.3
7	1	RP Motorsport	ITA	Javier Gonzalez	ME	R	3	Dallara F317 Spiess	RP Motorsport	12	11	1:34.817	0.456	0.026	166.3
8	26	Double R	GB	Linus Lundqvist	SW	R	4	Dallara F317 HWA	Double R	13	12	1:34.873	0.512	0.056	166.2
9	18	Team Motopark	DE	Julian Hanes	DE			Dallara F317 Spiess	Team Motopark	12	11	1:35.140	0.779	0.267	165.7
10	21	Fortec Motorsport	GB	Calan Williams	AU			Dallara F317 HWA	Fortec Motorsport	12	11	1:35.145	0.784	0.005	165.7
11	11	Carlin Motorsport	GB	Teppei Natori	JPN	R	5	Dallara F317 Spiess	Carlin Motorsport	13	12	1:35.344	0.983	0.199	165.4
12	7	Double R	GB	Jack Doohan	AU	R	6	Dallara F317 HWA	Double R	13	12	1:35.396	1.035	0.052	165.3
13	99	Drivex School	ESP	Rui Andrade	AG	R	7	Dallara F317 HWA	Drivex School	14	13	1:35.567	1.206	0.171	165.0
14	51	Teo Martin Motorsport	ESP	Aldo Festante	ITA			Dallara F317 HWA	Teo Martin Motorsport	13	12	1:35.601	1.240	0.034	164.9
15	63	Carlin Motorsport	GB	Nicolai Kjaergaard	DN	R	8	Dallara F317 Spiess	Carlin Motorsport	13	12	1:35.650	1.289	0.049	164.8
16	3	RP Motorsport	ITA	Pierre Louis Chovet	FRA	R	9	Dallara F317 Spiess	RP Motorsport	10	9	1:35.870	1.509	0.220	164.5
17	25	Team Motopark	DE	Cameron Das	US			Dallara F317 Spiess	Team Motopark	11	9	1:36.167	1.806	0.297	164.0
18	31	Carlin Motorsport	GB	Billy Monger	GB	R	10	Dallara F317 Spiess	Carlin Motorsport	12	6	1:36.326	1.965	0.159	163.7

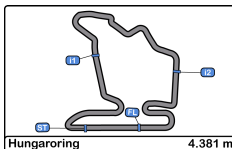
CAR 99 TIME 1:38.223 DELETED TRACK LIMITS AT T 1 AND 4
 CAR 51 TIME 1:36.745 DELETED TRACK LIMITS AT T 4
 CAR 63 TIME 1:37.290 DELETED TRACK LIMITS AT T 4
 CAR 8 TIME 1:35.560 DELETED TRACK LIMITS AT T 4
 CAR 11 TIME 1:35.738 DELETED TRACK LIMITS AT T 11
 CAR 99 TIME 1:36.885 DELETED TRACK LIMITS AT T 11
 CAR 8 TIME 1:43.066 DELETED TRACK LIMITS
 CAR 31 TIME 1:35.333 DELETED TRACK LIMITS AT T 1
 CAR 14 TIME 1:34.935 DELETED TRACK LIMITS AT T 4

Published at:.....

Track Temp: 27.8 °C Air Temp: 23.9 °C Humidity: 61 % Track Status: DRY

Stewards:	Race Director:	Timekeeper: 
------------------	-----------------------	--





Hungaroring
Euroformula Open
Qualifying - 2
Provisional Results by Class



Clas	Nº	Entrant	Nat	Driver	Nat	Cat	Clas	Chassis - Engine	Team	Laps	Best	Time	Gap	Interval	Km/h
1	22	Carlin Motorsport	GBR	Nobuharu	JPN			Dallara F317 Spiess	Carlin Motorsport	12	11	1:34.361			167.1
2	33	Team Motopark	DEU	Marino Sato	JPN			Dallara F317 Spiess	Team Motopark	12	11	1:34.488	0.127	0.127	166.9
3	8	Teo Martin	ESP	Lukas Dunner	AUT			Dallara F317 HWA	Teo Martin	11	10	1:34.691	0.330	0.203	166.5
4	12	Carlin Motorsport	GBR	Christian Hahn	BRA			Dallara F317 Spiess	Carlin Motorsport	13	11	1:34.791	0.430	0.100	166.3
5	18	Team Motopark	DEU	Julian Hanses	DEU			Dallara F317 Spiess	Team Motopark	12	11	1:35.140	0.779	0.349	165.7
6	21	Fortec Motorsport	GBR	Calan Williams	AUS			Dallara F317 HWA	Fortec Motorsport	12	11	1:35.145	0.784	0.005	165.7
7	51	Teo Martin	ESP	Aldo Festante	ITA			Dallara F317 HWA	Teo Martin	13	12	1:35.601	1.240	0.456	164.9
8	25	Team Motopark	DEU	Cameron Das	USA			Dallara F317 Spiess	Team Motopark	11	9	1:36.167	1.806	0.566	164.0

Rookie

1	30	Team Motopark	DEU	Liam Lawson	NZL	R	1	Dallara F317 Spiess	Team Motopark	12	11	1:34.373			167.1
2	14	Team Motopark	DEU	Yuki Tsunoda	JPN	R	2	Dallara F317 Spiess	Team Motopark	12	11	1:34.647	0.274	0.274	166.6
3	1	RP Motorsport	ITA	Javier Gonzalez	MEX	R	3	Dallara F317 Spiess	RP Motorsport	12	11	1:34.817	0.444	0.170	166.3
4	26	Double R	GBR	Linus Lundqvist	SWE	R	4	Dallara F317 HWA	Double R	13	12	1:34.873	0.500	0.056	166.2
5	11	Carlin Motorsport	GBR	Teppei Natori	JPN	R	5	Dallara F317 Spiess	Carlin Motorsport	13	12	1:35.344	0.971	0.471	165.4
6	7	Double R	GBR	Jack Doohan	AUS	R	6	Dallara F317 HWA	Double R	13	12	1:35.396	1.023	0.052	165.3
7	99	Drivex School	ESP	Rui Andrade	AGO	R	7	Dallara F317 HWA	Drivex School	14	13	1:35.567	1.194	0.171	165.0
8	63	Carlin Motorsport	GBR	Nicolai Kjaergaard	DNK	R	8	Dallara F317 Spiess	Carlin Motorsport	13	12	1:35.650	1.277	0.083	164.8
9	3	RP Motorsport	ITA	Pierre Louis Chovet	FRA	R	9	Dallara F317 Spiess	RP Motorsport	10	9	1:35.870	1.497	0.220	164.5
10	31	Carlin Motorsport	GBR	Billy Monger	GBR	R	10	Dallara F317 Spiess	Carlin Motorsport	12	6	1:36.326	1.953	0.456	163.7

Published at:.....

Track Temp: 27.8 °C Air Temp: 23.9 °C Humidity: 61 % Track Status: DRY

Stewards:	Race Director:	Timekeeper: 
-----------	----------------	---





Hungaroring
Euroformula Open
Qualifying - 2
Lap Analysis



1 Javier Gonzalez Dallara F317 Spiess **8** Lukas Dunner Dallara F317 HWA
 R RP Motorsport Teo Martin Motorsport

Lap	D	Time	Sector 1	Sector 2	Sector 3	T. Spd	Elapsed	Lap	D	Time	Sector 1	Sector 2	Sector 3	T. Spd	Elapsed
1		9:01:57.766 P	9:00:45.813	38.413	33.540		9:01:57.766	1		9:03:31.274	9:02:23.201	39.096	28.977		9:03:31.274
2		3:06.674	1:59.645	38.588	28.441		9:05:04.440	2		1:42.743	38.460	36.933	27.350	212.1	9:05:14.017
3		1:40.508	37.838	35.962	26.708	214.2	9:06:44.948	3		1:36.363	36.407	33.658	26.298	215.1	9:06:50.380
4		1:35.824	36.190	33.436	26.198	216.4	9:08:20.772	4		1:35.560	36.039	33.312	26.209	215.1	9:08:25.940
5		1:35.629	36.032	33.327	26.270	217.3	9:09:56.401	5		1:41.196 P	36.026	33.187	31.983	216.8	9:10:07.136
6		1:41.596 P	36.084	34.472	31.040	218.1	9:11:37.997	6		9:13.638	8:06.468	37.555	29.615		9:19:20.774
7		7:57.558	6:47.563	40.004	29.991		9:19:35.555	7		1:46.612	39.650	38.976	27.986	210.9	9:21:07.386
8		1:54.059	42.233	43.945	27.881	198.1	9:21:29.614	8		1:43.066	35.960	33.158	33.948	215.1	9:22:50.452
9		1:53.235	35.860	43.240	34.135	216.8	9:23:22.849	9		1:34.992	35.804	33.251	25.937	216.4	9:24:25.444
10		1:34.977	35.821	33.082	26.074	216.4	9:24:57.826	10		<u>1:34.691</u>	<u>35.725</u>	<u>33.073</u>	<u>25.893</u>	216.4	9:26:00.135
11		<u>1:34.817</u>	<u>35.804</u>	<u>32.953</u>	<u>26.060</u>	219.0	9:26:32.643	11		2:05.488 P	46.852	41.277	37.359	216.4	9:28:05.623
12		2:10.477 P	46.237	44.639	39.601	211.7	9:28:43.120								

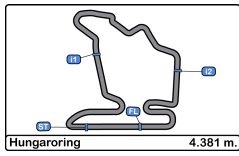
3 Pierre Louis Chovet Dallara F317 Spiess **11** Teppei Natori Dallara F317 Spiess
 R RP Motorsport R Carlin Motorsport

Lap	D	Time	Sector 1	Sector 2	Sector 3	T. Spd	Elapsed	Lap	D	Time	Sector 1	Sector 2	Sector 3	T. Spd	Elapsed
1		9:02:02.903 P	9:00:48.495	38.949	35.459		9:02:02.903	1		9:03:00.761	9:01:46.986	42.351	31.424		9:03:00.761
2		3:13.223	2:08.448	37.042	27.733		9:05:16.126	2		1:48.641	41.195	38.348	29.098	193.5	9:04:49.402
3		1:39.136	36.953	35.132	27.051	216.0	9:06:55.262	3		1:36.852	36.596	33.740	26.516	214.7	9:06:26.254
4		1:36.894	36.293	33.990	26.611	217.3	9:08:32.156	4		1:47.633	36.240	42.281	29.112	216.8	9:08:13.887
5		1:36.441	<u>36.072</u>	34.013	26.356	217.7	9:10:08.597	5		1:36.134	36.201	33.543	26.390	215.1	9:09:50.021
6		1:46.610 P	36.072	36.775	33.763	218.1	9:11:55.207	6		1:35.738	35.913	33.456	26.369	217.3	9:11:25.759
7		10:51.604	9:34.794	41.474	35.336		9:22:46.811	7		1:46.923 P	37.156	36.543	33.224	216.8	9:13:12.682
8		1:49.828	37.287	45.001	27.540	214.2	9:24:36.639	8		6:09.526	4:58.925	39.402	31.199		9:19:22.208
9		<u>1:35.870</u>	36.202	<u>33.543</u>	<u>26.125</u>	217.3	9:26:12.509	9		1:47.798	39.785	38.813	29.200	210.9	9:21:10.006
10		1:59.382 P	39.697	40.046	39.639	217.7	9:28:11.891	10		1:42.230	36.009	36.539	29.682	216.4	9:22:52.236
								11		1:41.185	36.592	37.688	26.905	217.3	9:24:33.421
								12		<u>1:35.344</u>	<u>35.832</u>	<u>33.379</u>	<u>26.133</u>	217.3	9:26:08.765
								13		2:01.250 P	40.233	41.147	39.870	218.1	9:28:10.015

7 Jack Doohan Dallara F317 HWA **12** Christian Hahn Dallara F317 Spiess
 R Double R R Carlin Motorsport

Lap	D	Time	Sector 1	Sector 2	Sector 3	T. Spd	Elapsed	Lap	D	Time	Sector 1	Sector 2	Sector 3	T. Spd	Elapsed
1		9:02:13.703	9:01:03.322	41.567	28.814		9:02:13.703	1		9:02:37.865	9:01:30.038	38.730	29.097		9:02:37.865
2		1:45.713 P	39.055	35.491	31.167	213.0	9:03:59.416	2		1:44.143	38.244	36.096	29.803	210.1	9:04:22.008
3		3:12.205	2:00.267	41.554	30.384		9:07:11.621	3		1:42.250	36.734	34.124	31.392	214.7	9:06:04.258
4		1:48.002	42.961	37.980	27.061	191.8	9:08:59.623	4		1:36.724	36.242	34.012	26.470	215.1	9:07:40.982
5		1:36.132	36.153	33.679	26.300	215.1	9:10:35.755	5		1:36.819	36.363	33.725	26.731	216.0	9:09:17.801
6		1:35.600	36.110	33.288	26.202	216.4	9:12:11.355	6		1:36.139	36.211	33.413	26.515	217.7	9:10:53.940
7		1:39.623 P	36.595	33.414	29.614	215.5	9:13:50.978	7		1:42.925 P	36.214	33.550	33.161	216.4	9:12:36.865
8		5:21.139	4:07.991	41.997	31.151		9:19:12.117	8		6:31.907	5:23.273	39.347	29.287		9:19:08.772
9		1:43.574	39.824	36.845	26.905	181.8	9:20:55.691	9		1:43.055	38.583	35.032	29.440	208.8	9:20:51.827
10		1:44.730	36.395	35.375	32.960	215.1	9:22:40.421	10		1:42.292	37.378	36.183	28.731	215.1	9:22:34.119
11		1:35.747	36.056	<u>33.203</u>	26.488	215.5	9:24:16.168	11		<u>1:34.791</u>	<u>35.882</u>	<u>32.865</u>	<u>26.044</u>	215.5	9:24:08.910
12		<u>1:35.396</u>	<u>35.987</u>	33.217	<u>26.192</u>	216.4	9:25:51.564	12		1:34.899	35.906	32.939	26.054	217.3	9:25:43.809
13		2:06.788 P	43.415	42.302	41.071	216.8	9:27:58.352	13		1:58.255 P	40.211	37.067	40.977	214.7	9:27:42.064





Hungaroring
Euroformula Open
Qualifying - 2
Lap Analysis



14

Yuki Tsunoda

Dallara F317 Spiess

22

Nobuharu Matsushita

Dallara F317 Spiess

R

Team Motopark

Carlin Motorsport

Lap	D	Time	Sector 1	Sector 2	Sector 3	T. Spd	Elapsed	Lap	D	Time	Sector 1	Sector 2	Sector 3	T. Spd	Elapsed
1		9:02:17.408	9:01:02.780	43.161	31.467		9:02:17.408	1		9:02:11.204	9:01:03.443	39.473	28.288		9:02:11.204
2		1:52.924	40.197	39.386	33.341	199.6	9:04:10.332	2		1:44.881 P	37.538	35.530	31.813	213.0	9:03:56.085
3		1:37.381	36.665	34.170	26.546	214.2	9:05:47.713	3		3:49.355	2:42.231	39.456	27.668		9:07:45.440
4		1:36.225	36.148	33.761	26.316	216.8	9:07:23.938	4		1:36.187	36.306	33.543	26.338	215.5	9:09:21.627
5		1:55.777	42.079	41.469	32.229	217.3	9:09:19.715	5		1:42.720	36.034	38.813	27.873	216.0	9:11:04.347
6		1:37.108	35.983	33.545	27.580	216.8	9:10:56.823	6		1:35.126	35.825	33.214	26.087	216.0	9:12:39.473
7		1:46.716 P	36.086	35.403	35.227	217.7	9:12:43.539	7		1:44.752 P	36.839	36.058	31.855	217.3	9:14:24.225
8		8:36.764	7:21.564	43.615	31.585		9:21:20.303	8		6:21.800	4:52.704	49.629	39.467		9:20:46.025
9		1:49.787	40.620	40.011	29.156	192.5	9:23:10.090	9		1:38.876	37.759	34.811	26.306	204.5	9:22:24.901
10		1:34.935	35.979	32.982	<u>25.974</u>	215.5	9:24:45.025	10		1:42.345	36.868	37.728	27.749	218.1	9:24:07.246
11		<u>1:34.647</u>	<u>35.683</u>	<u>32.918</u>	26.046	216.4	9:26:19.672	11		<u>1:34.361</u>	<u>35.666</u>	<u>32.928</u>	<u>25.767</u>	217.3	9:25:41.607
12		2:07.704 P	42.987	44.228	40.489	216.8	9:28:27.376	12		1:59.729 P	41.819	37.149	40.761	214.7	9:27:41.336

18

Julian Hanes

Dallara F317 Spiess

25

Cameron Das

Dallara F317 Spiess

Team Motopark

Team Motopark

Lap	D	Time	Sector 1	Sector 2	Sector 3	T. Spd	Elapsed	Lap	D	Time	Sector 1	Sector 2	Sector 3	T. Spd	Elapsed
1		9:01:56.229	9:00:48.191	38.610	29.428		9:01:56.229	1		9:02:11.100	9:00:55.552	43.521	32.027		9:02:11.100
2		1:44.003	39.193	36.179	28.631	197.0	9:03:40.232	2		1:48.262	42.275	37.347	28.640	210.5	9:03:59.362
3		1:38.007	36.938	34.244	26.825	211.3	9:05:18.239	3		1:37.782	36.540	34.579	26.663	213.8	9:05:37.144
4		1:37.628	36.566	33.983	27.079	214.2	9:06:55.867	4		1:36.725	36.342	33.759	26.624	214.7	9:07:13.869
5		1:43.065	38.293	36.558	28.214	214.2	9:08:38.932	5		1:55.976	43.200	43.519	29.257	215.5	9:09:09.845
6		1:36.087	36.192	33.455	26.440	214.2	9:10:15.019	6		2:00.308 P	46.724	40.542	33.042	216.0	9:11:10.153
7		1:42.437 P	36.298	33.748	32.391	216.0	9:11:57.456	7		10:00.688	8:53.072	37.963	29.653		9:21:10.841
8		8:46.474	7:43.024	35.626	27.824		9:20:43.930	8		1:50.525	37.744	36.037	36.744	208.8	9:23:01.366
9		1:39.680	38.088	34.675	26.917	205.3	9:22:23.610	9		<u>1:36.167</u>	36.374	<u>33.513</u>	<u>26.280</u>	216.8	9:24:37.533
10		1:35.281	36.043	33.149	<u>26.089</u>	215.1	9:23:58.891	10		1:36.340	<u>36.292</u>	33.593	26.455	219.5	9:26:13.873
11		<u>1:35.140</u>	<u>35.962</u>	<u>33.020</u>	26.158	216.0	9:25:34.031	11		1:59.859 P	39.232	39.913	40.714	217.3	9:28:13.732
12		1:53.591 P	37.493	37.596	38.502	215.5	9:27:27.622								

21

Calan Williams

Dallara F317 HWA

26

Linus Lundqvist

Dallara F317 HWA

R

Double R

Fortec Motorsport

Lap	D	Time	Sector 1	Sector 2	Sector 3	T. Spd	Elapsed	Lap	D	Time	Sector 1	Sector 2	Sector 3	T. Spd	Elapsed
1		9:02:25.205	9:01:09.574	40.341	35.290		9:02:25.205	1		9:02:10.433	9:01:00.988	39.736	29.709		9:02:10.433
2		1:50.291	37.104	39.071	34.116	212.5	9:04:15.496	2		1:44.560 P	37.558	35.132	31.870	212.5	9:03:54.993
3		1:37.386	36.535	34.177	26.674	214.7	9:05:52.882	3		3:20.880	2:08.393	40.897	31.590		9:07:15.873
4		1:36.367	36.289	33.654	26.424	215.5	9:07:29.249	4		1:46.882	39.588	37.883	29.411	207.2	9:09:02.755
5		1:37.102	35.986	33.876	27.240	216.8	9:09:06.351	5		1:36.091	36.226	33.714	26.151	215.5	9:10:38.846
6		1:41.242 P	36.385	33.978	30.879	215.5	9:10:47.593	6		1:35.341	35.955	33.321	26.065	216.4	9:12:14.187
7		8:28.757	7:17.059	41.981	29.717		9:19:16.350	7		1:40.613 P	35.915	33.495	31.203	216.4	9:13:54.800
8		1:41.578	36.557	36.173	28.848	213.8	9:20:57.928	8		5:10.280	3:59.099	40.873	30.308		9:19:05.080
9		1:38.765	35.899	33.650	29.216	215.5	9:22:36.693	9		1:42.897	38.737	35.966	28.194	210.1	9:20:47.977
10		1:35.436	35.864	33.368	26.204	216.4	9:24:12.129	10		1:54.454	40.073	38.869	35.512	215.5	9:22:42.431
11		<u>1:35.145</u>	<u>35.822</u>	<u>33.302</u>	<u>26.021</u>	217.3	9:25:47.274	11		1:35.252	35.946	33.228	26.078	216.0	9:24:17.683
12		2:07.893 P	42.610	38.738	46.545	218.1	9:27:55.167	12		<u>1:34.873</u>	<u>35.767</u>	<u>33.127</u>	<u>25.979</u>	217.7	9:25:52.556
								13		2:09.449 P	45.691	43.851	39.907	216.0	9:28:02.005





Hungaroring
Euroformula Open
Qualifying - 2
Lap Analysis



30 Liam Lawson Dallara F317 Spiess **51** Aldo Festante Dallara F317 HWA
 R Team Motopark Teo Martin Motorsport

Lap	D	Time	Sector 1	Sector 2	Sector 3	T. Spd	Elapsed	Lap	D	Time	Sector 1	Sector 2	Sector 3	T. Spd	Elapsed
1		9:02:16.169	9:00:59.682	44.848	31.639		9:02:16.169	1		9:03:01.285	9:01:49.990	40.882	30.413		9:03:01.285
2		1:51.401	39.946	38.838	32.617	205.3	9:04:07.570	2		1:43.312	39.663	36.468	27.181	209.7	9:04:44.597
3		1:38.151	36.644	34.601	26.906	214.7	9:05:45.721	3		1:36.745	36.482	33.953	26.310	213.0	9:06:21.342
4		1:36.337	36.076	33.749	26.512	216.0	9:07:22.058	4		1:36.045	36.238	33.665	26.142	214.2	9:07:57.387
5		1:54.408	41.396	41.827	31.185	216.8	9:09:16.466	5		1:35.680	36.043	33.532	26.105	214.7	9:09:33.067
6		1:35.535	35.898	33.418	26.219	216.0	9:10:52.001	6		1:35.799	35.965	33.377	26.457	216.0	9:11:08.866
7		1:47.135 P	36.118	37.314	33.703	217.7	9:12:39.136	7		1:46.132 P	36.927	35.905	33.300	215.5	9:12:54.998
8		8:42.992	7:26.401	45.382	31.209		9:21:22.128	8		6:32.839	5:26.103	38.351	28.385		9:19:27.837
9		1:51.751	39.426	41.934	30.391	202.6	9:23:13.879	9		1:47.507	39.227	37.692	30.588	213.0	9:21:15.344
10		1:34.663	35.796	32.952	25.915	216.8	9:24:48.542	10		1:42.990	36.102	33.936	32.952	213.8	9:22:58.334
11		1:34.373	35.658	32.869	25.846	216.8	9:26:22.915	11		1:35.634	35.916	33.202	26.516	215.5	9:24:33.968
12		2:21.993 P	54.402	45.444	42.147	213.0	9:28:44.908	12		1:35.601	35.873	33.645	26.083	218.1	9:26:09.569
								13		1:58.174 P	40.449	38.632	39.093	218.1	9:28:07.743

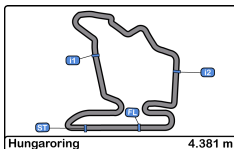
31 Billy Monger Dallara F317 Spiess **63** Nicolai Kjaergaard Dallara F317 Spiess
 R Carlin Motorsport Carlin Motorsport

Lap	D	Time	Sector 1	Sector 2	Sector 3	T. Spd	Elapsed	Lap	D	Time	Sector 1	Sector 2	Sector 3	T. Spd	Elapsed
1		9:02:17.957	9:01:05.106	41.594	31.257		9:02:17.957	1		9:02:18.785	9:01:04.146	42.896	31.743		9:02:18.785
2		1:46.892	38.408	39.043	29.441	215.5	9:04:04.849	2		1:52.649	39.325	39.201	34.123	212.1	9:04:11.434
3		1:37.828	36.716	34.336	26.776	214.2	9:05:42.677	3		1:38.103	37.051	34.290	26.762	214.2	9:05:49.537
4		1:36.896	36.338	33.867	26.691	215.5	9:07:19.573	4		1:37.299	36.491	34.108	26.691	214.7	9:07:26.827
5		1:45.872	36.886	38.520	30.466	214.7	9:09:05.445	5		1:37.013	36.331	33.945	26.737	214.7	9:09:03.840
6		1:36.326	36.270	33.621	26.435	215.1	9:10:41.771	6		1:37.196	36.242	34.094	26.860	216.0	9:10:41.036
7		1:46.761 P	37.698	35.908	33.155	218.6	9:12:28.532	7		1:46.143 P	37.240	35.741	33.162	214.7	9:12:27.179
8		6:44.215	5:33.358	39.436	31.421		9:19:12.747	8		6:59.260	5:51.862	38.408	28.990		9:19:26.439
9		1:47.309	41.286	37.027	28.996	185.8	9:21:00.056	9		1:45.466	38.736	37.622	29.108	209.7	9:21:11.905
10		1:43.678	36.065	34.222	33.391	215.1	9:22:43.734	10		1:42.141	37.620	35.429	29.092	214.2	9:22:54.046
11		1:35.333	36.002	33.243	26.088	216.4	9:24:19.067	11		1:35.875	36.065	33.668	26.142	216.0	9:24:29.921
12		1:44.223 P	35.932	34.973	33.318	217.7	9:26:03.290	12		1:35.650	36.232	33.123	26.295	215.1	9:26:05.571
								13		1:58.135 P	40.795	37.641	39.699	215.5	9:28:03.706

33 Marino Sato Dallara F317 Spiess **99** Rui Andrade Dallara F317 HWA
 Team Motopark Rui Andrade Dallara F317 HWA
Team Motopark R Drivex School

Lap	D	Time	Sector 1	Sector 2	Sector 3	T. Spd	Elapsed	Lap	D	Time	Sector 1	Sector 2	Sector 3	T. Spd	Elapsed
1		9:02:10.265	9:00:54.855	43.047	32.363		9:02:10.265	1		9:02:19.175	9:01:07.974	39.985	31.216		9:02:19.175
2		1:52.625	43.155	40.808	28.662	192.1	9:04:02.890	2		1:58.838	39.476	44.287	35.075	198.5	9:04:18.013
3		1:36.822	36.233	33.964	26.625	217.3	9:05:39.712	3		1:38.223	36.872	34.644	26.707	215.1	9:05:56.236
4		1:35.954	36.062	33.480	26.412	218.1	9:07:15.666	4		1:37.164	36.156	34.054	26.954	218.1	9:07:33.400
5		1:57.254	38.544	44.675	34.035	219.0	9:09:12.920	5		1:50.397	37.279	39.682	33.436	216.4	9:09:23.797
6		1:35.489	35.950	33.356	26.183	217.7	9:10:48.409	6		1:37.734	36.147	34.635	26.952	217.3	9:11:01.531
7		1:41.765 P	35.825	33.537	32.403	218.6	9:12:30.174	7		1:36.885	36.165	33.901	26.819	217.7	9:12:38.416
8		8:12.576	6:58.353	43.010	31.213		9:20:42.750	8		1:41.996 P	36.417	33.901	31.678	216.0	9:14:20.412
9		1:47.232	39.496	38.648	29.088	212.1	9:22:29.982	9		4:34.958	3:30.264	36.910	27.784		9:18:55.370
10		1:34.920	35.682	33.166	26.072	217.7	9:24:04.902	10		1:39.511	37.797	34.865	26.849	194.9	9:20:34.881
11		1:34.488	35.628	32.997	25.863	219.0	9:25:39.390	11		1:36.386	36.154	33.742	26.490	215.1	9:22:11.267
12		2:12.623 P	45.769	41.005	45.849	215.1	9:27:52.013	12		1:35.989	36.017	33.531	26.441	216.0	9:23:47.256
								13		1:35.567	35.881	33.392	26.294	216.4	9:25:22.823
								14		1:50.236 P	38.300	37.711	34.225	216.8	9:27:13.059



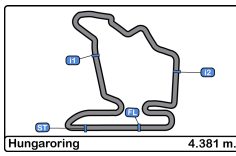


Hungaroring
Euroformula Open
Qualifying - 2
Best Sectors Results



Sector - 1				Sector - 2				Sector - 3				Ideal Lap vs Best Lap				
Clas	Nº	Driver	Time	Nº	Driver	Time	Nº	Driver	Time	Clas	Nº	Driver	Ideal Lap	Best Lap	Clas	
1	33	Marino Sato	35.628	12	Christian Hahn	32.865	22	Nobuharu Matsushita	25.767	1	22	Nobuharu Matsushita	1:34.361	1:34.361	1	
2	30	Liam Lawson	35.658	30	Liam Lawson	32.869	30	Liam Lawson	25.846	2	30	Liam Lawson	1:34.373	1:34.373	2	
3	22	Nobuharu Matsushita	35.666	14	Yuki Tsunoda	32.918	33	Marino Sato	25.863	3	33	Marino Sato	1:34.488	1:34.488	3	
4	14	Yuki Tsunoda	35.683	22	Nobuharu Matsushita	32.928	8	Lukas Dunner	25.893	4	14	Yuki Tsunoda	1:34.575	1:34.647	4	
5	8	Lukas Dunner	35.725	1	Javier Gonzalez	32.953	14	Yuki Tsunoda	25.974	5	8	Lukas Dunner	1:34.691	1:34.691	5	
6	26	Linus Lundqvist	35.767	33	Marino Sato	32.997	26	Linus Lundqvist	25.979	6	12	Christian Hahn	1:34.791	1:34.791	6	
7	1	Javier Gonzalez	35.804	18	Julian Hanses	33.020	21	Calan Williams	26.021	7	1	Javier Gonzalez	1:34.817	1:34.817	7	
8	21	Calan Williams	35.822	8	Lukas Dunner	33.073	12	Christian Hahn	26.044	8	26	Linus Lundqvist	1:34.873	1:34.873	8	
9	11	Teppei Natori	35.832	63	Nicolai Kjaergaard	33.123	1	Javier Gonzalez	26.060	9	18	Julian Hanses	1:35.071	1:35.140	9	
10	51	Aldo Festante	35.873	26	Linus Lundqvist	33.127	51	Aldo Festante	26.083	10	21	Calan Williams	1:35.145	1:35.145	10	
11	99	Rui Andrade	35.881	51	Aldo Festante	33.202	31	Billy Monger	26.088	11	51	Aldo Festante	1:35.158	1:35.601	14	
12	12	Christian Hahn	35.882	7	Jack Doohan	33.203	18	Julian Hanses	26.089	12	31	Billy Monger	1:35.263	1:36.326	18	
13	31	Billy Monger	35.932	31	Billy Monger	33.243	3	Pierre Louis Chovet	26.125	13	63	Nicolai Kjaergaard	1:35.330	1:35.650	15	
14	18	Julian Hanses	35.962	21	Calan Williams	33.302	11	Teppei Natori	26.133	14	11	Teppei Natori	1:35.344	1:35.344	11	
15	7	Jack Doohan	35.987	11	Teppei Natori	33.379	63	Nicolai Kjaergaard	26.142	15	7	Jack Doohan	1:35.382	1:35.396	12	
16	63	Nicolai Kjaergaard	36.065	99	Rui Andrade	33.392	7	Jack Doohan	26.192	16	99	Rui Andrade	1:35.567	1:35.567	13	
17	3	Pierre Louis Chovet	36.072	25	Cameron Das	33.513	25	Cameron Das	26.280	17	3	Pierre Louis Chovet	1:35.740	1:35.870	16	
18	25	Cameron Das	36.292	3	Pierre Louis Chovet	33.543	99	Rui Andrade	26.294	18	25	Cameron Das	1:36.085	1:36.167	17	



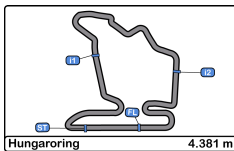


Hungaroring
Euroformula Open
Qualifying - 2
Best 5 Lap Times



Cls	Nº	Entrant	Nat	Driver	Nat	Cat	Cls	Chassis - Engine	Team	Best 1		Best 2		Best 3		Best 4		Best 5	
										Time	Lap	Time	Lap	Time	Lap	Time	Lap	Time	Lap
1	22	Carlin Motorsport	GBR	Nobuharu	JPN			Dallara F317 Spiess	Carlin Motorsport	1:34.361	11	1:35.126	6	1:36.187	4	1:38.876	9	1:42.345	10
2	30	Team Motopark	DEU	Liam Lawson	NZL	R	1	Dallara F317 Spiess	Team Motopark	1:34.373	11	1:34.663	10	1:35.535	6	1:36.337	4	1:38.151	3
3	33	Team Motopark	DEU	Marino Sato	JPN			Dallara F317 Spiess	Team Motopark	1:34.488	11	1:34.920	10	1:35.489	6	1:35.954	4	1:36.822	3
4	14	Team Motopark	DEU	Yuki Tsunoda	JPN	R	2	Dallara F317 Spiess	Team Motopark	1:34.647	11	1:36.225	4	1:37.108	6	1:37.381	3	1:46.716	7
5	8	Teo Martin Motorsport	ESP	Lukas Dunner	AUT			Dallara F317 HWA	Teo Martin Motorsport	1:34.691	10	1:34.992	9	1:36.363	3	1:41.196	5	1:42.743	2
6	12	Carlin Motorsport	GBR	Christian Hahn	BRA			Dallara F317 Spiess	Carlin Motorsport	1:34.791	11	1:34.899	12	1:36.139	6	1:36.724	4	1:36.819	5
7	1	RP Motorsport	ITA	Javier Gonzalez	MEX	R	3	Dallara F317 Spiess	RP Motorsport	1:34.817	11	1:34.977	10	1:35.629	5	1:35.824	4	1:40.508	3
8	26	Double R	GBR	Linus Lundqvist	SWE	R	4	Dallara F317 HWA	Double R	1:34.873	12	1:35.252	11	1:35.341	6	1:36.091	5	1:40.613	7
9	18	Team Motopark	DEU	Julian Hanses	DEU			Dallara F317 Spiess	Team Motopark	1:35.140	11	1:35.281	10	1:36.087	6	1:37.628	4	1:38.007	3
10	21	Fortec Motorsport	GBR	Calan Williams	AUS			Dallara F317 HWA	Fortec Motorsport	1:35.145	11	1:35.436	10	1:36.367	4	1:37.102	5	1:37.386	3
11	11	Carlin Motorsport	GBR	Teppei Natori	JPN	R	5	Dallara F317 Spiess	Carlin Motorsport	1:35.344	12	1:36.134	5	1:36.852	3	1:41.185	11	1:42.230	10
12	7	Double R	GBR	Jack Doohan	AUS	R	6	Dallara F317 HWA	Double R	1:35.396	12	1:35.600	6	1:35.747	11	1:36.132	5	1:39.623	7
13	99	Drivex School	ESP	Rui Andrade	AGO	R	7	Dallara F317 HWA	Drivex School	1:35.567	13	1:35.989	12	1:36.386	11	1:37.164	4	1:37.734	6
14	51	Teo Martin Motorsport	ESP	Aldo Festante	ITA			Dallara F317 HWA	Teo Martin Motorsport	1:35.601	12	1:35.634	11	1:35.680	5	1:35.799	6	1:36.045	4
15	63	Carlin Motorsport	GBR	Nicolai Kjaergaard	DNK	R	8	Dallara F317 Spiess	Carlin Motorsport	1:35.650	12	1:35.875	11	1:37.013	5	1:37.196	6	1:38.103	3
16	3	RP Motorsport	ITA	Pierre Louis Chovet	FRA	R	9	Dallara F317 Spiess	RP Motorsport	1:35.870	9	1:36.441	5	1:36.894	4	1:39.136	3	1:46.610	6
17	25	Team Motopark	DEU	Cameron Das	USA			Dallara F317 Spiess	Team Motopark	1:36.167	9	1:36.340	10	1:36.725	4	1:37.782	3	1:48.262	2
18	31	Carlin Motorsport	GBR	Billy Monger	GBR	R	10	Dallara F317 Spiess	Carlin Motorsport	1:36.326	6	1:36.896	4	1:37.828	3	1:43.678	10	1:44.223	12



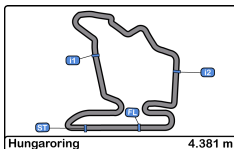


Hungaroring
Euroformula Open
Qualifying - 2
Best 5 Top Speeds



Cls	Nº	Entrant	Nat	Driver	Nat	Cat	Cls	Chassis - Engine	Team	Top 1		Top 2		Top 3		Top 4		Top 5		Avg
										Km/h	Lap	Km/h	Lap	Km/h	Lap	Km/h	Lap	Km/h	Lap	
1	25	Team Motopark	DEU	Cameron Das	USA			Dallara F317 Spiess	Team Motopark	219.5	10	217.3	11	216.8	9	216.0	6	215.5	5	217.0
2	1	RP Motorsport	ITA	Javier Gonzalez	MEX	R	1	Dallara F317 Spiess	RP Motorsport	219.0	11	218.1	6	217.3	5	216.8	9	216.4	4	217.5
3	33	Team Motopark	DEU	Marino Sato	JPN			Dallara F317 Spiess	Team Motopark	219.0	5	219.0	11	218.6	7	218.1	4	217.7	6	218.5
4	31	Carlin Motorsport	GBR	Billy Monger	GBR	R	2	Dallara F317 Spiess	Carlin Motorsport	218.6	7	217.7	12	216.4	11	215.5	2	215.5	4	216.7
5	3	RP Motorsport	ITA	Pierre Louis Chovet	FRA	R	3	Dallara F317 Spiess	RP Motorsport	218.1	6	217.7	5	217.7	10	217.3	4	217.3	9	217.6
6	11	Carlin Motorsport	GBR	Teppei Natori	JPN	R	4	Dallara F317 Spiess	Carlin Motorsport	218.1	13	217.3	6	217.3	11	217.3	12	216.8	4	217.3
7	21	Fortec Motorsport	GBR	Calan Williams	AUS			Dallara F317 HWA	Fortec Motorsport	218.1	12	217.3	11	216.8	5	216.4	10	215.5	4	216.8
8	22	Carlin Motorsport	GBR	Nobuharu	JPN			Dallara F317 Spiess	Carlin Motorsport	218.1	10	217.3	7	217.3	11	216.0	5	216.0	6	216.9
9	51	Teo Martin Motorsport	ESP	Aldo Festante	ITA			Dallara F317 HWA	Teo Martin Motorsport	218.1	12	218.1	13	216.0	6	215.5	7	215.5	11	216.7
10	99	Drivex School	ESP	Rui Andrade	AGO	R	5	Dallara F317 HWA	Drivex School	218.1	4	217.7	7	217.3	6	216.8	14	216.4	5	217.3
11	12	Carlin Motorsport	GBR	Christian Hahn	BRA			Dallara F317 Spiess	Carlin Motorsport	217.7	6	217.3	12	216.4	7	216.0	5	215.5	11	216.6
12	14	Team Motopark	DEU	Yuki Tsunoda	JPN	R	6	Dallara F317 Spiess	Team Motopark	217.7	7	217.3	5	216.8	4	216.8	6	216.8	12	217.1
13	26	Double R	GBR	Linus Lundqvist	SWE	R	7	Dallara F317 HWA	Double R	217.7	12	216.4	6	216.4	7	216.0	11	216.0	13	216.5
14	30	Team Motopark	DEU	Liam Lawson	NZL	R	8	Dallara F317 Spiess	Team Motopark	217.7	7	216.8	5	216.8	10	216.8	11	216.0	4	216.8
15	7	Double R	GBR	Jack Doohan	AUS	R	9	Dallara F317 HWA	Double R	216.8	13	216.4	6	216.4	12	215.5	7	215.5	11	216.1
16	8	Teo Martin Motorsport	ESP	Lukas Dunner	AUT			Dallara F317 HWA	Teo Martin Motorsport	216.8	5	216.4	9	216.4	10	216.4	11	215.1	3	216.2
17	18	Team Motopark	DEU	Julian Hanses	DEU			Dallara F317 Spiess	Team Motopark	216.0	7	216.0	11	215.5	12	215.1	10	214.2	4	215.3
18	63	Carlin Motorsport	GBR	Nicolai Kjaergaard	DNK	R	10	Dallara F317 Spiess	Carlin Motorsport	216.0	6	216.0	11	215.5	13	215.1	12	214.7	4	215.4



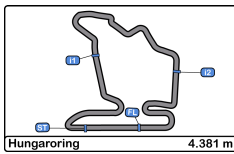


Hungaroring
Euroformula Open
Qualifying - 2
Fastest Laps Sequence



Lap	Time of Day	Session Time	Nº	Entrant	Nat	Driver	Nat	Cat	Chassis - Engine	Team	Time	Km/h
2	9:03:40.232	3:40.232	18	Team Motopark	DEU	Julian Hanses	DEU		Dallara F317 Spiess	Team Motopark	1:44.003	151.6
2	9:04:44.597	4:44.597	51	Teo Martin Motorsport	ESP	Aldo Festante	ITA		Dallara F317 HWA	Teo Martin Motorsport	1:43.312	152.6
2	9:05:14.017	5:14.017	8	Teo Martin Motorsport	ESP	Lukas Dunner	AUT		Dallara F317 HWA	Teo Martin Motorsport	1:42.743	153.5
3	9:05:18.239	5:18.239	18	Team Motopark	DEU	Julian Hanses	DEU		Dallara F317 Spiess	Team Motopark	1:38.007	160.9
3	9:05:37.144	5:37.144	25	Team Motopark	DEU	Cameron Das	USA		Dallara F317 Spiess	Team Motopark	1:37.782	161.2
3	9:05:39.712	5:39.712	33	Team Motopark	DEU	Marino Sato	JPN		Dallara F317 Spiess	Team Motopark	1:36.822	162.8
3	9:06:50.380	6:50.380	8	Teo Martin Motorsport	ESP	Lukas Dunner	AUT		Dallara F317 HWA	Teo Martin Motorsport	1:36.363	163.6
4	9:07:15.666	7:15.666	33	Team Motopark	DEU	Marino Sato	JPN		Dallara F317 Spiess	Team Motopark	1:35.954	164.3
4	9:08:20.772	8:20.772	1	RP Motorsport	ITA	Javier Gonzalez	MEX	R	Dallara F317 Spiess	RP Motorsport	1:35.824	164.5
5	9:09:33.067	9:33.067	51	Teo Martin Motorsport	ESP	Aldo Festante	ITA		Dallara F317 HWA	Teo Martin Motorsport	1:35.680	164.8
5	9:09:56.401	9:56.401	1	RP Motorsport	ITA	Javier Gonzalez	MEX	R	Dallara F317 Spiess	RP Motorsport	1:35.629	164.9
6	9:10:48.409	10:48.409	33	Team Motopark	DEU	Marino Sato	JPN		Dallara F317 Spiess	Team Motopark	1:35.489	165.1
6	9:12:14.187	12:14.187	26	Double R	GBR	Linus Lundqvist	SWE	R	Dallara F317 HWA	Double R	1:35.341	165.4
6	9:12:39.473	12:39.473	22	Carlin Motorsport	GBR	Nobuharu	JPN		Dallara F317 Spiess	Carlin Motorsport	1:35.126	165.7
10	9:24:04.902	24:04.902	33	Team Motopark	DEU	Marino Sato	JPN		Dallara F317 Spiess	Team Motopark	1:34.920	166.1
11	9:24:08.910	24:08.910	12	Carlin Motorsport	GBR	Christian Hahn	BRA		Dallara F317 Spiess	Carlin Motorsport	1:34.791	166.3
10	9:24:48.542	24:48.542	30	Team Motopark	DEU	Liam Lawson	NZL	R	Dallara F317 Spiess	Team Motopark	1:34.663	166.6
11	9:25:39.390	25:39.390	33	Team Motopark	DEU	Marino Sato	JPN		Dallara F317 Spiess	Team Motopark	1:34.488	166.9
11	9:25:41.607	25:41.607	22	Carlin Motorsport	GBR	Nobuharu	JPN		Dallara F317 Spiess	Carlin Motorsport	1:34.361	167.1



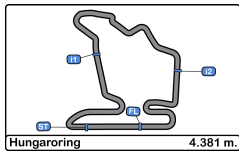


Hungaroring
Euroformula Open
Qualifying - 2
Event Best Maximum Speed



Nº	Entrant	Nat	Driver	Nat	Cat	Clas	Chassis - Engine	Team	Km/h	Session
33	Team Motopark	DEU	Marino Sato	JPN			Dallara F317 Spiess	Team Motopark	221.3	Qualifying - 1
22	Carlin Motorsport	GBR	Nobuharu	JPN			Dallara F317 Spiess	Carlin Motorsport	220.8	Qualifying - 1
99	Drivex School	ESP	Rui Andrade	AGO	R	1	Dallara F317 HWA	Drivex School	220.8	Race - 1
1	RP Motorsport	ITA	Javier Gonzalez	MEX	R	2	Dallara F317 Spiess	RP Motorsport	220.4	Free Practice - 1
3	RP Motorsport	ITA	Pierre Louis Chovet	FRA	R	3	Dallara F317 Spiess	RP Motorsport	220.4	Qualifying - 1
30	Team Motopark	DEU	Liam Lawson	NZL	R	4	Dallara F317 Spiess	Team Motopark	219.5	Qualifying - 1
25	Team Motopark	DEU	Cameron Das	USA			Dallara F317 Spiess	Team Motopark	219.5	Qualifying - 1
8	Teo Martin Motorsport	ESP	Lukas Dunner	AUT			Dallara F317 HWA	Teo Martin Motorsport	219.5	Qualifying - 1
63	Carlin Motorsport	GBR	Nicolai Kjaergaard	DNK	R	5	Dallara F317 Spiess	Carlin Motorsport	219.5	Race - 1
11	Carlin Motorsport	GBR	Teppei Natori	JPN	R	6	Dallara F317 Spiess	Carlin Motorsport	219.0	Qualifying - 1
26	Double R	GBR	Linus Lundqvist	SWE	R	7	Dallara F317 HWA	Double R	218.6	Qualifying - 1
31	Carlin Motorsport	GBR	Billy Monger	GBR	R	8	Dallara F317 Spiess	Carlin Motorsport	218.6	Qualifying - 2
21	Fortec Motorsport	GBR	Calan Williams	AUS			Dallara F317 HWA	Fortec Motorsport	218.1	Qualifying - 1
12	Carlin Motorsport	GBR	Christian Hahn	BRA			Dallara F317 Spiess	Carlin Motorsport	218.1	Qualifying - 1
14	Team Motopark	DEU	Yuki Tsunoda	JPN	R	9	Dallara F317 Spiess	Team Motopark	218.1	Qualifying - 1
7	Double R	GBR	Jack Doohan	AUS	R	10	Dallara F317 HWA	Double R	218.1	Qualifying - 1
18	Team Motopark	DEU	Julian Hanses	DEU			Dallara F317 Spiess	Team Motopark	218.1	Race - 1
51	Teo Martin Motorsport	ESP	Aldo Festante	ITA			Dallara F317 HWA	Teo Martin Motorsport	218.1	Qualifying - 2





Hungaroring

Euroformula Open

Qualifying - 2

Pit Stop Analysis



1 Javier Gonzalez R RP Motorsport
Dallara F317 Spiess

Nr.	In Day Time	In Time	Out Time	Pit Time	T. Pit Time	Handicap	Penalty
1	9:01:55.209	9:01:55.209	9:03:17.698	1:22.489	1:22.489		
2	9:11:35.463	9:11:35.463	9:17:44.662	6:09.199	7:31.688		

3 Pierre Louis Chovet R RP Motorsport
Dallara F317 Spiess

Nr.	In Day Time	In Time	Out Time	Pit Time	T. Pit Time	Handicap	Penalty
1	9:02:00.392	9:02:00.392	9:03:35.366	1:34.974	1:34.974		
2	9:11:52.706	9:11:52.706	9:20:49.735	8:57.029	10:32.003		

7 Jack Doohan R Double R
Dallara F317 HWA

Nr.	In Day Time	In Time	Out Time	Pit Time	T. Pit Time	Handicap	Penalty
1	9:03:56.712	9:03:56.712	9:05:16.147	1:19.435	1:19.435		
2	9:13:48.640	9:13:48.640	9:17:16.400	3:27.760	4:47.195		

8 Lukas Dunner Teo Martin Motorsport
Dallara F317 HWA

Nr.	In Day Time	In Time	Out Time	Pit Time	T. Pit Time	Handicap	Penalty
1	9:10:04.599	9:10:04.599	9:17:36.480	7:31.881	7:31.881		

11 Teppei Natori R Carlin Motorsport
Dallara F317 Spiess

Nr.	In Day Time	In Time	Out Time	Pit Time	T. Pit Time	Handicap	Penalty
1	9:13:10.066	9:13:10.066	9:17:30.939	4:20.873	4:20.873		

12 Christian Hahn Carlin Motorsport
Dallara F317 Spiess

Nr.	In Day Time	In Time	Out Time	Pit Time	T. Pit Time	Handicap	Penalty
1	9:12:34.247	9:12:34.247	9:17:19.225	4:44.978	4:44.978		

14 Yuki Tsunoda R Team Motopark
Dallara F317 Spiess

Nr.	In Day Time	In Time	Out Time	Pit Time	T. Pit Time	Handicap	Penalty
1	9:12:40.016	9:12:40.016	9:19:24.428	6:44.412	6:44.412		

18 Julian Hanses Team Motopark
Dallara F317 Spiess

Nr.	In Day Time	In Time	Out Time	Pit Time	T. Pit Time	Handicap	Penalty
1	9:11:54.353	9:11:54.353	9:19:02.890	7:08.537	7:08.537		

21 Calan Williams Fortec Motorsport
Dallara F317 HWA

Nr.	In Day Time	In Time	Out Time	Pit Time	T. Pit Time	Handicap	Penalty
1	9:10:45.047	9:10:45.047	9:17:26.788	6:41.741	6:41.741		

22 Nobuharu Matsushita Carlin Motorsport
Dallara F317 Spiess

Nr.	In Day Time	In Time	Out Time	Pit Time	T. Pit Time	Handicap	Penalty
1	9:03:53.453	9:03:53.453	9:05:56.198	2:02.745	2:02.745		
2	9:14:21.613	9:14:21.613	9:18:37.462	4:15.849	6:18.594		

25 Cameron Das Team Motopark
Dallara F317 Spiess

Nr.	In Day Time	In Time	Out Time	Pit Time	T. Pit Time	Handicap	Penalty
1	9:11:07.572	9:11:07.572	9:19:20.159	8:12.587	8:12.587		

26 Linus Lundqvist R Double R
Dallara F317 HWA

Nr.	In Day Time	In Time	Out Time	Pit Time	T. Pit Time	Handicap	Penalty
1	9:03:52.269	9:03:52.269	9:05:22.946	1:30.677	1:30.677		
2	9:13:52.079	9:13:52.079	9:17:12.365	3:20.286	4:50.963		

30 Liam Lawson R Team Motopark
Dallara F317 Spiess

Nr.	In Day Time	In Time	Out Time	Pit Time	T. Pit Time	Handicap	Penalty
1	9:12:36.568	9:12:36.568	9:19:23.334	6:46.766	6:46.766		

31 Billy Monger R Carlin Motorsport
Dallara F317 Spiess

Nr.	In Day Time	In Time	Out Time	Pit Time	T. Pit Time	Handicap	Penalty
1	9:12:26.013	9:12:26.013	9:17:22.464	4:56.451	4:56.451		

33 Marino Sato Team Motopark
Dallara F317 Spiess

Nr.	In Day Time	In Time	Out Time	Pit Time	T. Pit Time	Handicap	Penalty
1	9:12:27.433	9:12:27.433	9:18:44.886	6:17.453	6:17.453		

51 Aldo Festante Teo Martin Motorsport
Dallara F317 HWA

Nr.	In Day Time	In Time	Out Time	Pit Time	T. Pit Time	Handicap	Penalty
1	9:12:52.509	9:12:52.509	9:17:42.573	4:50.064	4:50.064		

63 Nicolai Kjaergaard R Carlin Motorsport
Dallara F317 Spiess

Nr.	In Day Time	In Time	Out Time	Pit Time	T. Pit Time	Handicap	Penalty
1	9:12:24.562	9:12:24.562	9:17:39.135	5:14.573	5:14.573		

99 Rui Andrade R Drivex School
Dallara F317 HWA

Nr.	In Day Time	In Time	Out Time	Pit Time	T. Pit Time	Handicap	Penalty
1	9:14:17.788	9:14:17.788	9:17:10.724	2:52.936	2:52.936		

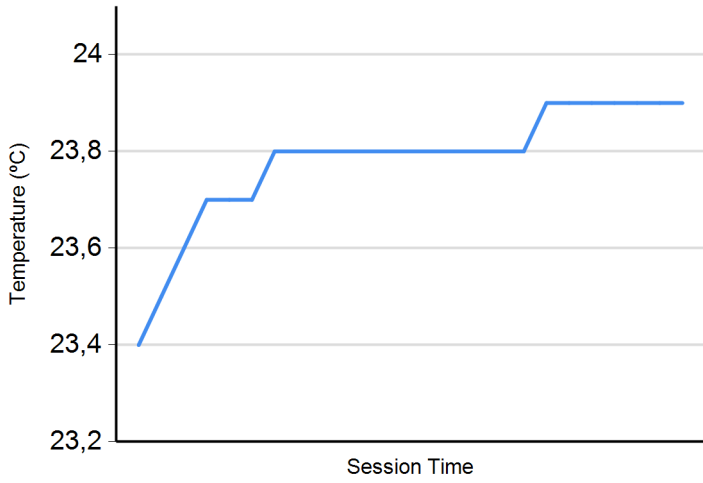




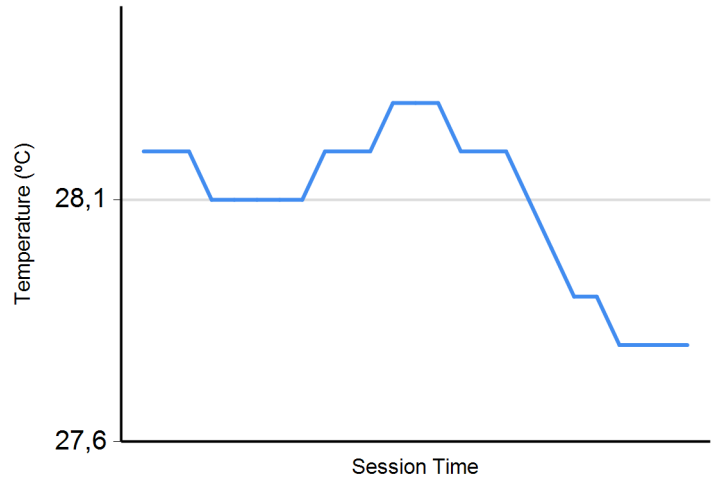
Hungaroring
Euroformula Open
Qualifying - 2
Weather Report



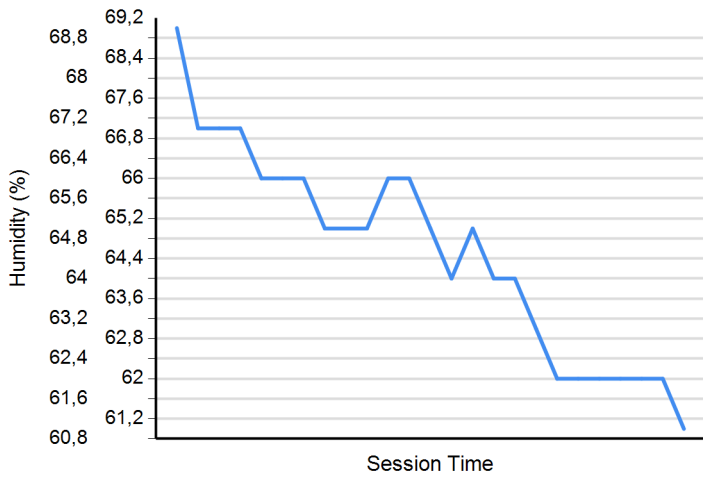
Air Temperature



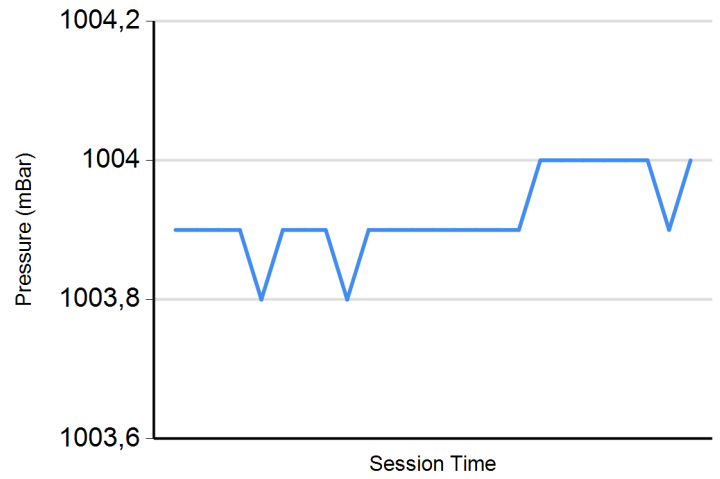
Track Temperature



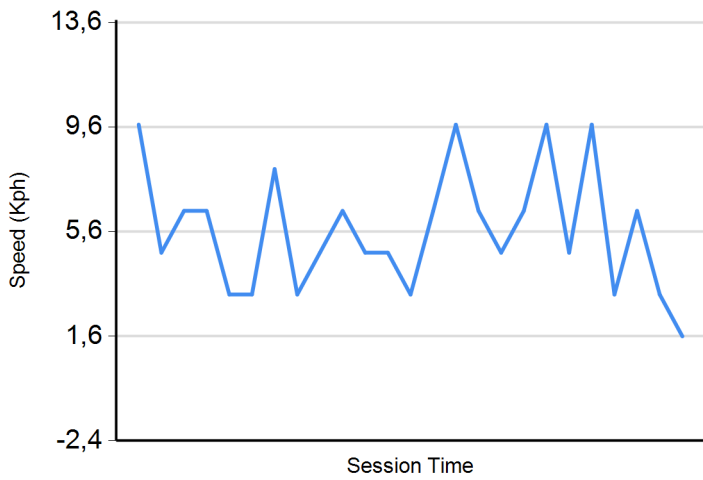
Humidity



Pressure



Wind Speed



Wind direction

North = 0°/360° Est = 90° South = 180° West = 270°

