

Hungaroring
Euroformula Open
Race - 2
Provisional Results



Cls	Nº	Entrant	Nat	Driver	Nat	Cat	Cls	Chassis - Engine	Team	Laps	Total Time	Gap	Interval	Km/h	Best	Time	Km/h
1	33	Team Motopark	DEU	Marino Sato	JPN			Dallara F317 Spiess	Team Motopark	19	32:41.540			152.7	7	1:37.342	162.0
2	22	Carlin Motorsport	GBR	Nobuharu Matsushita	JPN			Dallara F317 Spiess	Carlin Motorsport	19	32:42.193	0.653	0.653	152.7	7	1:37.273	162.1
3	8	Teo Martin Motorsport	ESP	Lukas Dunner	AUT			Dallara F317 HWA	Teo Martin Motorsport	19	32:42.587	1.047	0.394	152.6	7	1:37.126	162.3
4	12	Carlin Motorsport	GBR	Christian Hahn	BRA			Dallara F317 Spiess	Carlin Motorsport	19	32:46.272	4.732	3.685	152.4	8	1:37.357	161.9
5	26	Double R	GBR	Linus Lundqvist	SWE	R	1	Dallara F317 HWA	Double R	19	32:47.658	6.118	1.386	152.2	18	1:37.497	161.7
6	11	Carlin Motorsport	GBR	Teppei Natori	JPN	R	2	Dallara F317 Spiess	Carlin Motorsport	19	32:49.055	7.515	1.397	152.1	8	1:37.739	161.3
7	7	Double R	GBR	Jack Doohan	AUS	R	3	Dallara F317 HWA	Double R	19	32:51.003	9.463	1.948	152.0	8	1:37.876	161.1
8	21	Fortec Motorsport	GBR	Calan Williams	AUS			Dallara F317 HWA	Fortec Motorsport	19	32:52.469	10.929	1.466	151.9	8	1:38.021	160.9
9	63	Carlin Motorsport	GBR	Nicolai Kjaergaard	DNK	R	4	Dallara F317 Spiess	Carlin Motorsport	19	32:53.121	11.581	0.652	151.8	8	1:37.990	160.9
10	30	Team Motopark	DEU	Liam Lawson	NZL	R	5	Dallara F317 Spiess	Team Motopark	19	32:53.927	12.387	0.806	151.8	8	1:37.768	161.3
11	14	Team Motopark	DEU	Yuki Tsunoda	JPN	R	6	Dallara F317 Spiess	Team Motopark	19	32:54.575	13.035	0.648	151.7	8	1:37.915	161.0
12	31	Carlin Motorsport	GBR	Billy Monger	GBR	R	7	Dallara F317 Spiess	Carlin Motorsport	19	32:55.563	14.023	0.988	151.6	8	1:37.690	161.4
13	51	Teo Martin Motorsport	ESP	Aldo Festante	ITA			Dallara F317 HWA	Teo Martin Motorsport	19	32:58.826	17.286	3.263	151.4	7	1:38.251	160.5
14	25	Team Motopark	DEU	Cameron Das	USA			Dallara F317 Spiess	Team Motopark	19	32:59.870	18.330	1.044	151.3	8	1:38.269	160.4
15	99	Drivex School	ESP	Rui Andrade	AGO	R	8	Dallara F317 HWA	Drivex School	19	33:00.425	18.885	0.555	151.3	14	1:38.016	160.9
16	1	RP Motorsport	ITA	Javier Gonzalez	MEX	R	9	Dallara F317 Spiess	RP Motorsport	19	33:03.679	22.139	3.254	151.0	15	1:37.775	161.3
Not classified: (Requirements: 75% of number laps of leader = 15 Laps)																	
	18	Team Motopark	DEU	Julian Hanses	DEU			Dallara F317 Spiess	Team Motopark	8	13:16.680	11 Laps	11 Laps	158.3	7	1:38.173	160.6

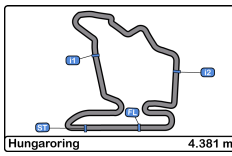
Fastest lap Lukas Dunner in 1:37.126 at 162.4 Km/h in lap 7

Published at:.....

Track Temp: **42.8 °C** Air Temp: **28.0 °C** Humidity: **47 %** Track Status: **DRY**

Stewards:	Race Director:	Timekeeper:
------------------	-----------------------	--------------------





Hungaroring
Euroformula Open
Race - 2
Provisional Results by Class




Cls	Nº	Entrant	Nat	Driver	Nat	Cat	Cls	Chassis - Engine	Team	Laps	Total Time	Gap	Interval	Km/h	Best	Time	Km/h
1	33	Team Motopark	DEU	Marino Sato	JPN			Dallara F317 Spiess	Team Motopark	19	32:41.540			152.7	7	1:37.342	162.0
2	22	Carlin Motorsport	GBR	Nobuharu Matsushita	JPN			Dallara F317 Spiess	Carlin Motorsport	19	32:42.193	0.653	0.653	152.7	7	1:37.273	162.1
3	8	Teo Martin Motorsport	ESP	Lukas Dunner	AUT			Dallara F317 HWA	Teo Martin Motorsport	19	32:42.587	1.047	0.394	152.6	7	1:37.126	162.3
4	12	Carlin Motorsport	GBR	Christian Hahn	BRA			Dallara F317 Spiess	Carlin Motorsport	19	32:46.272	4.732	3.685	152.4	8	1:37.357	161.9
5	21	Fortec Motorsport	GBR	Calan Williams	AUS			Dallara F317 HWA	Fortec Motorsport	19	32:52.469	10.929	6.197	151.9	8	1:38.021	160.9
6	51	Teo Martin Motorsport	ESP	Aldo Festante	ITA			Dallara F317 HWA	Teo Martin Motorsport	19	32:58.826	17.286	6.357	151.4	7	1:38.251	160.5
7	25	Team Motopark	DEU	Cameron Das	USA			Dallara F317 Spiess	Team Motopark	19	32:59.870	18.330	1.044	151.3	8	1:38.269	160.4
Not classified: (Requirements: 75% of number laps of leader = 15 Laps)																	
	18	Team Motopark	DEU	Julian Hanses	DEU			Dallara F317 Spiess	Team Motopark	8	13:16.680	11 Laps	11 Laps	158.3	7	1:38.173	160.6
Rookie																	
1	26	Double R	GBR	Linus Lundqvist	SWE	R	1	Dallara F317 HWA	Double R	19	32:47.658			152.2	18	1:37.497	161.7
2	11	Carlin Motorsport	GBR	Teppei Natori	JPN	R	2	Dallara F317 Spiess	Carlin Motorsport	19	32:49.055	7.515	1.397	152.1	8	1:37.739	161.3
3	7	Double R	GBR	Jack Doohan	AUS	R	3	Dallara F317 HWA	Double R	19	32:51.003	9.463	1.948	152.0	8	1:37.876	161.1
4	63	Carlin Motorsport	GBR	Nicolai Kjaergaard	DNK	R	4	Dallara F317 Spiess	Carlin Motorsport	19	32:53.121	11.581	2.118	151.8	8	1:37.990	160.9
5	30	Team Motopark	DEU	Liam Lawson	NZL	R	5	Dallara F317 Spiess	Team Motopark	19	32:53.927	12.387	0.806	151.8	8	1:37.768	161.3
6	14	Team Motopark	DEU	Yuki Tsunoda	JPN	R	6	Dallara F317 Spiess	Team Motopark	19	32:54.575	13.035	0.648	151.7	8	1:37.915	161.0
7	31	Carlin Motorsport	GBR	Billy Monger	GBR	R	7	Dallara F317 Spiess	Carlin Motorsport	19	32:55.563	14.023	0.988	151.6	8	1:37.690	161.4
8	99	Drivex School	ESP	Rui Andrade	AGO	R	8	Dallara F317 HWA	Drivex School	19	33:00.425	18.885	4.862	151.3	14	1:38.016	160.9
9	1	RP Motorsport	ITA	Javier Gonzalez	MEX	R	9	Dallara F317 Spiess	RP Motorsport	19	33:03.679	22.139	3.254	151.0	15	1:37.775	161.3

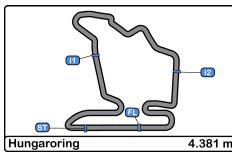
Fastest lap Lukas Dunner in 1:37.126 at 162.4 Km/h in lap 7

Published at:.....

Track Temp: **42.8 °C** Air Temp: **28.0 °C** Humidity: **47 %** Track Status: **DRY**

Stewards:	Race Director:	Timekeeper: 
------------------	-----------------------	--





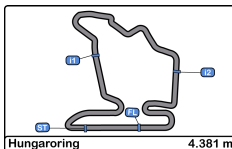
Hungaroring
Euroformula Open
Race - 2



Provisional Classification by Driver Fastest Lap

Clas	Nº	Entrant	Nat	Driver	Nat	Cat	Clas	Chassis - Engine	Team	Laps	Best	Time	Gap	Interval	Km/h
1	8	Teo Martin Motorsport	ESP	Lukas Dunner	AUT			Dallara F317 HWA	Teo Martin Motorsport	19	7	1:37.126			162.3
2	22	Carlin Motorsport	GBR	Nobuharu Matsushita	JPN			Dallara F317 Spiess	Carlin Motorsport	19	7	1:37.273	0.147	0.147	162.1
3	33	Team Motopark	DEU	Marino Sato	JPN			Dallara F317 Spiess	Team Motopark	19	7	1:37.342	0.216	0.069	162.0
4	12	Carlin Motorsport	GBR	Christian Hahn	BRA			Dallara F317 Spiess	Carlin Motorsport	19	8	1:37.357	0.231	0.015	161.9
5	26	Double R	GBR	Linus Lundqvist	SWE	R	1	Dallara F317 HWA	Double R	19	18	1:37.497	0.371	0.140	161.7
6	31	Carlin Motorsport	GBR	Billy Monger	GBR	R	2	Dallara F317 Spiess	Carlin Motorsport	19	8	1:37.690	0.564	0.193	161.4
7	11	Carlin Motorsport	GBR	Teppei Natori	JPN	R	3	Dallara F317 Spiess	Carlin Motorsport	19	8	1:37.739	0.613	0.049	161.3
8	30	Team Motopark	DEU	Liam Lawson	NZL	R	4	Dallara F317 Spiess	Team Motopark	19	8	1:37.768	0.642	0.029	161.3
9	1	RP Motorsport	ITA	Javier Gonzalez	MEX	R	5	Dallara F317 Spiess	RP Motorsport	19	15	1:37.775	0.649	0.007	161.3
10	7	Double R	GBR	Jack Doohan	AUS	R	6	Dallara F317 HWA	Double R	19	8	1:37.876	0.750	0.101	161.1
11	14	Team Motopark	DEU	Yuki Tsunoda	JPN	R	7	Dallara F317 Spiess	Team Motopark	19	8	1:37.915	0.789	0.039	161.0
12	63	Carlin Motorsport	GBR	Nicolai Kjaergaard	DNK	R	8	Dallara F317 Spiess	Carlin Motorsport	19	8	1:37.990	0.864	0.075	160.9
13	99	Drivex School	ESP	Rui Andrade	AGO	R	9	Dallara F317 HWA	Drivex School	19	14	1:38.016	0.890	0.026	160.9
14	21	Fortec Motorsport	GBR	Calan Williams	AUS			Dallara F317 HWA	Fortec Motorsport	19	8	1:38.021	0.895	0.005	160.9
15	18	Team Motopark	DEU	Julian Hanes	DEU			Dallara F317 Spiess	Team Motopark	8	7	1:38.173	1.047	0.152	160.6
16	51	Teo Martin Motorsport	ESP	Aldo Festante	ITA			Dallara F317 HWA	Teo Martin Motorsport	19	7	1:38.251	1.125	0.078	160.5
17	25	Team Motopark	DEU	Cameron Das	USA			Dallara F317 Spiess	Team Motopark	19	8	1:38.269	1.143	0.018	160.4





Hungaroring
Euroformula Open
Race - 2
Distance and Speed Average



Clas	Nº	Entrant	Nat	Driver	Nat	Cat	Clas	Chassis - Engine	Team	Laps	Distance	Total Time	Km/h
1	33	Team Motopark		Marino Sato				Dallara F317 Spiess	Team Motopark	19	83.23	32:41.540	152.7
2	22	Carlin Motorsport		Nobuharu Matsushita				Dallara F317 Spiess	Carlin Motorsport	19	83.23	32:42.193	152.7
3	8	Teo Martin Motorsport		Lukas Dunner				Dallara F317 HWA	Teo Martin Motorsport	19	83.23	32:42.587	152.6
4	12	Carlin Motorsport		Christian Hahn				Dallara F317 Spiess	Carlin Motorsport	19	83.23	32:46.272	152.4
5	26	Double R		Linus Lundqvist		R	1	Dallara F317 HWA	Double R	19	83.23	32:47.658	152.2
6	11	Carlin Motorsport		Teppeï Natori		R	2	Dallara F317 Spiess	Carlin Motorsport	19	83.23	32:49.055	152.1
7	7	Double R		Jack Doohan		R	3	Dallara F317 HWA	Double R	19	83.23	32:51.003	152.0
8	21	Fortec Motorsport		Calan Williams				Dallara F317 HWA	Fortec Motorsport	19	83.23	32:52.469	151.9
9	63	Carlin Motorsport		Nicolai Kjaergaard		R	4	Dallara F317 Spiess	Carlin Motorsport	19	83.23	32:53.121	151.8
10	30	Team Motopark		Liam Lawson		R	5	Dallara F317 Spiess	Team Motopark	19	83.23	32:53.927	151.8
11	14	Team Motopark		Yuki Tsunoda		R	6	Dallara F317 Spiess	Team Motopark	19	83.23	32:54.575	151.7
12	31	Carlin Motorsport		Billy Monger		R	7	Dallara F317 Spiess	Carlin Motorsport	19	83.23	32:55.563	151.6
13	51	Teo Martin Motorsport		Aldo Festante				Dallara F317 HWA	Teo Martin Motorsport	19	83.23	32:58.826	151.4
14	25	Team Motopark		Cameron Das				Dallara F317 Spiess	Team Motopark	19	83.23	32:59.870	151.3
15	99	Drivex School		Rui Andrade		R	8	Dallara F317 HWA	Drivex School	19	83.23	33:00.425	151.3
16	1	RP Motorsport		Javier Gonzalez		R	9	Dallara F317 Spiess	RP Motorsport	19	83.23	33:03.679	151.0
Not classified: (Requirements: 75% of number laps of leader = 15 Laps)													
	18	Team Motopark		Julian Hanses				Dallara F317 Spiess	Team Motopark	8	35.04	13:16.680	158.3





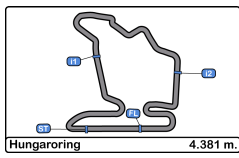
Hungaroring
Euroformula Open
Race - 2
Lap Analysis



1							8								
Javier Gonzalez							Lukas Dunner								
R							Teo Martin Motorsport								
Lap	D	Time	Sector 1	Sector 2	Sector 3	T. Spd	Elapsed	Lap	D	Time	Sector 1	Sector 2	Sector 3	T. Spd	Elapsed
1		1:45.038	42.385	35.334	27.319	187.5	1:45.038	1		1:43.757	41.668	35.038	27.051	182.1	1:43.757
2		1:38.665	36.734	34.844	27.087	215.5	3:23.703	2		1:38.172	36.671	34.572	26.929	214.2	3:21.929
3		1:38.417	36.803	34.663	26.951	214.2	5:02.120	3		1:37.259	36.382	34.177	26.700	215.1	4:59.188
4		1:38.221	36.614	34.547	27.060	213.8	6:40.341	4		1:37.410	36.305	34.186	26.919	215.1	6:36.598
5		1:38.098	36.516	34.607	26.975	213.0	8:18.439	5		1:37.840	36.361	34.472	27.007	216.8	8:14.438
6		1:38.166	36.539	34.700	26.927	214.2	9:56.605	6		1:37.620	36.314	34.423	26.883	215.5	9:52.058
7		1:37.861	36.526	34.429	26.906	213.8	11:34.466	7		1:37.126	36.286	34.140	26.700	216.0	11:29.184
8		1:37.880	36.477	34.491	26.912	213.8	13:12.346	8		1:37.201	36.131	34.243	26.827	217.3	13:06.385
9		1:46.808 P	36.480	37.710	32.618	213.0	14:59.154	9		1:41.218	36.375	34.557	30.286	217.3	14:47.603
10		3:18.753	2:14.615	36.468	27.670		18:17.907	10		2:26.203	52.700	52.228	41.275	174.7	17:13.806
11		1:39.893	36.864	35.754	27.275	209.3	19:57.800	11		2:27.947	49.575	1:03.464	34.908	160.2	19:41.753
12		1:38.875	36.622	35.090	27.163	212.5	21:36.675	12		1:38.194	36.557	34.574	27.063	214.2	21:19.947
13		1:38.382	36.654	34.693	27.035	214.2	23:15.057	13		1:37.918	36.322	34.651	26.945	216.4	22:57.865
14		1:38.311	36.503	34.745	27.063	213.8	24:53.368	14		1:37.701	36.236	34.571	26.894	216.8	24:35.566
15		1:37.775	36.462	34.479	26.834	213.4	26:31.143	15		1:37.408	36.216	34.399	26.793	217.3	26:12.974
16		1:38.339	36.513	34.694	27.132	213.0	28:09.482	16		1:37.432	36.221	34.281	26.930	218.6	27:50.406
17		1:38.322	36.695	34.652	26.975	212.5	29:47.804	17		1:37.496	36.327	34.289	26.880	217.7	29:27.902
18		1:37.985	36.478	34.604	26.903	213.4	31:25.789	18		1:37.217	36.195	34.242	26.780	216.8	31:05.119
19		1:37.890	36.417	34.650	26.823	214.2	33:03.679	19		1:37.468	36.148	34.519	26.801	218.1	32:42.587

7							11								
Jack Doohan							Teppei Natori								
R							Carlin Motorsport								
Lap	D	Time	Sector 1	Sector 2	Sector 3	T. Spd	Elapsed	Lap	D	Time	Sector 1	Sector 2	Sector 3	T. Spd	Elapsed
1		1:46.696	43.289	36.330	27.077	194.2	1:46.696	1		1:45.719	42.748	35.610	27.361	192.5	1:45.719
2		1:38.282	36.745	34.465	27.072	213.8	3:24.978	2		1:38.693	36.876	34.770	27.047	216.4	3:24.412
3		1:38.836	36.507	35.183	27.146	215.5	5:03.814	3		1:38.710	36.755	35.092	26.863	216.8	5:03.122
4		1:38.324	36.250	34.761	27.313	216.4	6:42.138	4		1:38.253	36.680	34.514	27.059	217.7	6:41.375
5		1:38.186	36.568	34.397	27.221	214.7	8:20.324	5		1:38.037	36.458	34.547	27.032	216.4	8:19.412
6		1:38.252	36.570	34.504	27.178	214.7	9:58.576	6		1:38.536	36.538	34.748	27.250	217.7	9:57.948
7		1:38.063	36.525	34.462	27.076	215.1	11:36.639	7		1:37.777	36.476	34.412	26.889	216.8	11:35.725
8		1:37.876	36.296	34.440	27.140	216.0	13:14.515	8		1:37.739	36.411	34.421	26.907	217.3	13:13.464
9		1:41.086	36.603	35.475	29.008	214.2	14:55.601	9		1:40.626	36.412	35.356	28.858	217.3	14:54.090
10		2:22.667	48.050	52.704	41.913	205.7	17:18.268	10		2:22.704	48.692	52.530	41.482	201.8	17:16.794
11		2:25.428	48.707	1:02.273	34.448	152.1	19:43.696	11		2:26.691	49.514	1:02.387	34.790	170.0	19:43.485
12		1:39.358	36.788	35.387	27.183	217.3	21:23.054	12		1:38.578	36.799	34.774	27.005	212.5	21:22.063
13		1:38.416	36.479	34.763	27.174	215.1	23:01.470	13		1:38.735	36.382	35.112	27.241	218.1	23:00.798
14		1:38.189	36.520	34.641	27.028	215.5	24:39.659	14		1:38.149	36.419	34.594	27.136	217.7	24:38.947
15		1:38.260	36.407	34.775	27.078	215.5	26:17.919	15		1:38.138	36.356	34.670	27.112	216.4	26:17.085
16		1:38.369	36.564	34.595	27.210	215.5	27:56.288	16		1:37.920	36.468	34.582	26.870	216.0	27:55.005
17		1:38.358	36.574	34.708	27.076	213.8	29:34.646	17		1:38.250	36.426	34.766	27.058	216.4	29:33.255
18		1:38.000	36.442	34.570	26.988	215.1	31:12.646	18		1:38.009	36.404	34.633	26.972	216.4	31:11.264
19		1:38.357	36.362	34.970	27.025	215.1	32:51.003	19		1:37.791	36.252	34.602	26.937	214.7	32:49.055





Hungaroring
Euroformula Open
Race - 2
Lap Analysis



12

Christian Hahn

Dallara F317 Spiess **21**

Calan Williams

Dallara F317 HWA

Carlin Motorsport

Fortec Motorsport

Lap D	Time	Sector 1	Sector 2	Sector 3	T. Spd	Elapsed	Lap D	Time	Sector 1	Sector 2	Sector 3	T. Spd	Elapsed
1	1:44.567	42.002	35.351	27.214	183.9	1:44.567	1	1:47.090	42.953	37.012	27.125	191.4	1:47.090
2	1:38.409	36.752	34.716	26.941	211.7	3:22.976	2	1:38.462	36.612	34.978	26.872	217.3	3:25.552
3	1:38.029	36.781	34.370	26.878	212.5	5:01.005	3	1:38.679	36.518	35.104	27.057	216.4	5:04.231
4	1:37.896	36.636	34.352	26.908	212.1	6:38.901	4	1:38.350	36.490	34.721	27.139	217.3	6:42.581
5	1:38.096	36.663	34.243	27.190	212.1	8:16.997	5	1:38.486	36.744	34.726	27.016	217.3	8:21.067
6	1:37.789	36.506	34.438	26.845	212.1	9:54.786	6	1:38.466	36.603	34.792	27.071	216.4	9:59.533
7	1:37.560	36.645	34.155	26.760	212.1	11:32.346	7	1:38.155	36.549	34.647	26.959	216.0	11:37.688
8	1:37.357	36.571	34.074	26.712	212.5	13:09.703	8	1:38.021	36.404	34.530	27.087	216.4	13:15.709
9	1:39.479	36.520	34.177	28.782	211.3	14:49.182	9	1:40.689	36.645	34.996	29.048	214.7	14:56.398
10	2:25.423	52.211	52.258	40.954	196.7	17:14.605	10	2:22.603	47.924	52.711	41.968	206.8	17:19.001
11	2:27.694	49.514	1:03.284	34.896	157.4	19:42.299	11	2:25.349	48.513	1:02.151	34.685	142.6	19:44.350
12	1:38.885	36.845	35.001	27.039	214.7	21:21.184	12	1:39.249	36.821	35.169	27.259	213.8	21:23.599
13	1:38.530	36.540	35.146	26.844	213.4	22:59.714	13	1:38.438	36.433	34.906	27.099	216.8	23:02.037
14	1:37.837	36.573	34.383	26.881	213.0	24:37.551	14	1:38.254	36.411	34.719	27.124	217.7	24:40.291
15	1:38.374	36.506	34.923	26.945	213.0	26:15.925	15	1:38.444	36.388	34.950	27.106	216.8	26:18.735
16	1:37.615	36.644	34.256	26.715	212.5	27:53.540	16	1:38.446	36.519	34.896	27.031	216.8	27:57.181
17	1:37.732	36.586	34.202	26.944	212.1	29:31.272	17	1:38.477	36.482	34.879	27.116	215.1	29:35.658
18	1:37.593	36.514	34.360	26.719	213.0	31:08.865	18	1:38.335	36.419	34.924	26.992	216.0	31:13.993
19	1:37.407	36.519	34.198	26.690	213.8	32:46.272	19	1:38.476	36.388	35.079	27.009	215.1	32:52.469

14

Yuki Tsunoda

Dallara F317 Spiess **22**

Nobuharu Matsushita

Dallara F317 Spiess

R

Team Motopark

Carlin Motorsport

Lap D	Time	Sector 1	Sector 2	Sector 3	T. Spd	Elapsed	Lap D	Time	Sector 1	Sector 2	Sector 3	T. Spd	Elapsed
1	1:49.665	46.451	35.563	27.651	179.4	1:49.665	1	1:42.981	41.368	34.711	26.902	175.3	1:42.981
2	1:38.993	36.681	35.225	27.087	223.1	3:28.658	2	1:37.925	36.596	34.499	26.830	213.0	3:20.906
3	1:38.485	36.646	34.825	27.014	217.3	5:07.143	3	1:37.463	36.493	34.240	26.730	213.4	4:58.369
4	1:38.530	36.736	34.637	27.157	217.3	6:45.673	4	1:37.630	36.514	34.277	26.839	214.7	6:35.999
5	1:39.593	36.824	35.244	27.525	218.6	8:25.266	5	1:37.515	36.472	34.174	26.869	214.7	8:13.514
6	1:38.472	36.674	34.713	27.085	218.1	10:03.738	6	1:37.607	36.479	34.357	26.771	213.8	9:51.121
7	1:38.047	36.473	34.525	27.049	216.4	11:41.785	7	1:37.273	36.331	34.154	26.788	213.8	11:28.394
8	1:37.915	36.537	34.321	27.057	217.7	13:19.700	8	1:37.577	36.339	34.318	26.920	214.2	13:05.971
9	1:42.772	36.480	34.596	31.696	216.4	15:02.472	9	1:41.145	36.507	34.197	30.441	216.0	14:47.116
10	2:21.618	46.291	51.725	43.602	189.4	17:24.090	10	2:25.935	52.549	52.317	41.069	176.7	17:13.051
11	2:21.775	48.300	1:00.241	33.234	123.0	19:45.865	11	2:27.906	49.557	1:03.575	34.774	170.6	19:40.957
12	1:39.688	36.875	35.567	27.246	214.2	21:25.553	12	1:38.314	36.820	34.645	26.849	214.2	21:19.271
13	1:38.932	37.294	34.642	26.996	219.0	23:04.485	13	1:38.046	36.766	34.340	26.940	216.4	22:57.317
14	1:38.470	36.608	34.711	27.151	216.8	24:42.955	14	1:37.655	36.441	34.385	26.829	213.0	24:34.972
15	1:38.021	36.520	34.494	27.007	216.8	26:20.976	15	1:37.465	36.408	34.266	26.791	213.4	26:12.437
16	1:38.095	36.422	34.564	27.109	219.5	27:59.071	16	1:37.430	36.424	34.115	26.891	215.5	27:49.867
17	1:38.568	36.617	34.950	27.001	215.5	29:37.639	17	1:37.367	36.470	34.179	26.718	211.3	29:27.234
18	1:38.259	36.541	34.704	27.014	216.0	31:15.898	18	1:37.274	36.454	34.128	26.692	216.4	31:04.508
19	1:38.677	36.498	34.846	27.333	217.3	32:54.575	19	1:37.685	36.361	34.304	27.020	215.1	32:42.193

18

Julian Hanses

Dallara F317 Spiess

Team Motopark

Lap D	Time	Sector 1	Sector 2	Sector 3	T. Spd	Elapsed
1	1:47.646	43.439	36.789	27.418	184.6	1:47.646
2	1:38.564	36.755	34.767	27.042	214.7	3:26.210
3	1:38.674	36.601	34.736	27.337	216.0	5:04.884
4	1:38.391	36.604	34.448	27.339	215.1	6:43.275
5	1:38.508	36.642	34.650	27.216	214.7	8:21.783
6	1:38.512	36.605	34.668	27.239	215.1	10:00.295
7	1:38.173	36.565	34.513	27.095	215.5	11:38.468
8	1:38.212	36.552	34.285	27.375	215.1	13:16.680
9		36.647			214.2	





Hungaroring
Euroformula Open
Race - 2
Lap Analysis



25

Cameron Das

Dallara F317 Spiess **30**

Liam Lawson

Dallara F317 Spiess

Team Motopark

R

Team Motopark

Lap	D	Time	Sector 1	Sector 2	Sector 3	T. Spd	Elapsed	Lap	D	Time	Sector 1	Sector 2	Sector 3	T. Spd	Elapsed
1		1:49.490	44.519	36.831	28.140	193.5	1:49.490	1		1:49.181	44.210	36.832	28.139	176.4	1:49.181
2		1:39.884	37.315	35.324	27.245	217.3	3:29.374	2		1:39.121	36.723	35.256	27.142	218.6	3:28.302
3		1:40.899	36.812	35.003	29.084	214.7	5:10.273	3		1:38.460	36.674	34.734	27.052	216.8	5:06.762
4		1:38.892	36.860	34.800	27.232	214.7	6:49.165	4		1:38.645	36.608	34.810	27.227	216.0	6:45.407
5		1:38.613	36.823	34.691	27.099	213.8	8:27.778	5		1:39.452	36.731	35.301	27.420	214.7	8:24.859
6		1:38.461	36.687	34.671	27.103	214.7	10:06.239	6		1:38.265	36.600	34.610	27.055	218.1	10:03.124
7		1:38.370	36.706	34.550	27.114	214.7	11:44.609	7		1:38.173	36.756	34.485	26.932	215.1	11:41.297
8		1:38.269	36.658	34.609	27.002	215.1	13:22.878	8		1:37.768	36.498	34.385	26.885	215.5	13:19.065
9		1:42.569	36.535	35.076	30.958	214.7	15:05.447	9		1:42.717	36.509	34.626	31.582	215.1	15:01.782
10		2:19.750	45.227	51.781	42.742	114.7	17:25.197	10		2:21.042	45.788	52.296	42.958	190.1	17:22.824
11		2:21.312	48.073	59.947	33.292	129.9	19:46.509	11		2:22.529	47.980	1:00.934	33.615	113.2	19:45.353
12		1:39.779	36.942	35.513	27.324	214.2	21:26.288	12		1:39.378	36.701	35.480	27.197	216.4	21:24.731
13		1:39.227	36.866	35.224	27.137	215.5	23:05.515	13		1:38.509	36.655	34.767	27.087	217.7	23:03.240
14		1:38.636	36.632	34.812	27.192	215.5	24:44.151	14		1:38.366	36.600	34.652	27.114	218.1	24:41.606
15		1:38.433	36.558	34.706	27.169	215.5	26:22.584	15		1:38.260	36.595	34.591	27.074	216.8	26:19.866
16		1:39.490	36.588	35.096	27.806	215.5	28:02.074	16		1:38.531	36.633	34.804	27.094	217.7	27:58.397
17		1:38.696	36.797	34.762	27.137	213.0	29:40.770	17		1:38.552	36.782	34.613	27.157	216.0	29:36.949
18		1:38.769	36.823	34.841	27.105	213.8	31:19.539	18		1:38.292	36.524	34.728	27.040	217.3	31:15.241
19		1:40.331	36.503	36.548	27.280	214.2	32:59.870	19		1:38.686	36.611	34.916	27.159	217.7	32:53.927

26

Linus Lundqvist

Dallara F317 HWA **31**

Billy Monger

Dallara F317 Spiess

R

Double R

R

Carlin Motorsport

Lap	D	Time	Sector 1	Sector 2	Sector 3	T. Spd	Elapsed	Lap	D	Time	Sector 1	Sector 2	Sector 3	T. Spd	Elapsed
1		1:45.298	42.518	35.566	27.214	185.8	1:45.298	1		1:48.923	43.974	36.795	28.154	197.8	1:48.923
2		1:38.687	36.807	34.934	26.946	219.0	3:23.985	2		1:38.965	36.913	34.869	27.183	215.5	3:27.888
3		1:38.730	36.841	34.991	26.898	219.9	5:02.715	3		1:38.366	36.562	34.672	27.132	215.5	5:06.254
4		1:38.052	36.490	34.644	26.918	217.3	6:40.767	4		1:38.409	36.550	34.850	27.009	216.8	6:44.663
5		1:38.130	36.538	34.664	26.928	217.7	8:18.897	5		1:39.774	37.222	35.258	27.294	216.8	8:24.437
6		1:38.527	36.451	34.996	27.080	218.1	9:57.424	6		1:37.920	36.506	34.494	26.920	213.4	10:02.357
7		1:37.810	36.469	34.340	27.001	216.4	11:35.234	7		1:37.994	36.524	34.270	27.200	214.2	11:40.351
8		1:37.716	36.392	34.424	26.900	216.0	13:12.950	8		1:37.690	36.463	34.329	26.898	215.1	13:18.041
9		1:40.206	36.373	35.118	28.715	217.3	14:53.156	9		1:41.348	36.505	34.915	29.928	215.1	14:59.389
10		2:22.592	48.991	52.493	41.108	203.3	17:15.748	10		2:21.955	47.056	52.511	42.388	211.7	17:21.344
11		2:26.992	49.650	1:02.708	34.634	178.2	19:42.740	11		2:23.746	48.978	1:00.840	33.928	130.5	19:45.090
12		1:38.861	36.787	35.028	27.046	216.0	21:21.601	12		1:40.176	37.464	35.356	27.356	218.1	21:25.266
13		1:38.752	36.497	35.209	27.046	217.7	23:00.353	13		1:38.728	36.639	34.781	27.308	217.3	23:03.994
14		1:37.986	36.462	34.614	26.910	216.8	24:38.339	14		1:38.339	36.593	34.604	27.142	214.2	24:42.333
15		1:38.016	36.356	34.608	27.052	216.8	26:16.355	15		1:38.390	36.473	34.578	27.339	214.7	26:20.723
16		1:37.998	36.478	34.663	26.857	216.8	27:54.353	16		1:39.251	36.959	35.032	27.260	212.1	27:59.974
17		1:37.861	36.539	34.522	26.800	216.0	29:32.214	17		1:38.471	36.643	34.660	27.168	214.2	29:38.445
18		1:37.497	36.421	34.432	26.644	216.4	31:09.711	18		1:38.125	36.531	34.598	26.996	214.7	31:16.570
19		1:37.947	36.215	34.669	27.063	216.8	32:47.658	19		1:38.993	36.744	34.925	27.324	215.1	32:55.563





Hungaroring
Euroformula Open
Race - 2
Lap Analysis



33

Marino Sato

Dallara F317 Spiess

63

Nicolai Kjaergaard

Dallara F317 Spiess

Team Motopark

R

Carlin Motorsport

Lap	D	Time	Sector 1	Sector 2	Sector 3	T. Spd	Elapsed	Lap	D	Time	Sector 1	Sector 2	Sector 3	T. Spd	Elapsed
1		1:42.573	41.076	34.504	26.993	179.1	1:42.573	1		1:48.380	43.845	36.772	27.763	192.1	1:48.380
2		1:37.565	36.475	34.240	26.850	212.5	3:20.138	2		1:38.963	36.923	34.935	27.105	213.0	3:27.343
3		1:37.441	36.445	34.211	26.785	213.0	4:57.579	3		1:38.365	36.758	34.642	26.965	211.7	5:05.708
4		1:37.464	36.427	34.175	26.862	213.0	6:35.043	4		1:38.590	36.831	34.592	27.167	213.8	6:44.298
5		1:37.697	36.491	34.325	26.881	213.0	8:12.740	5		1:38.724	37.011	34.697	27.016	212.5	8:23.022
6		1:37.665	36.430	34.385	26.850	213.8	9:50.405	6		1:38.062	36.525	34.441	27.096	213.4	10:01.084
7		1:37.342	36.381	34.078	26.883	214.2	11:27.747	7		1:38.104	36.725	34.398	26.981	214.2	11:39.188
8		1:37.562	36.423	34.170	26.969	214.2	13:05.309	8		1:37.990	36.585	34.306	27.099	216.4	13:17.178
9		1:41.376	36.442	34.094	30.840	213.8	14:46.685	9		1:40.805	36.649	34.731	29.425	215.5	14:57.983
10		2:24.474	51.213	53.664	39.597	192.5	17:11.159	10		2:22.102	47.320	52.422	42.360	210.5	17:20.085
11		2:29.342	50.985	1:03.601	34.756	163.3	19:40.501	11		2:24.711	48.209	1:01.956	34.546	145.9	19:44.796
12		1:38.136	36.649	34.595	26.892	211.7	21:18.637	12		1:39.478	37.078	35.314	27.086	214.2	21:24.274
13		1:37.602	36.318	34.266	27.018	214.7	22:56.239	13		1:38.481	36.607	34.632	27.242	215.5	23:02.755
14		1:37.494	36.312	34.264	26.918	214.2	24:33.733	14		1:38.240	36.604	34.489	27.147	215.1	24:40.995
15		1:37.629	36.315	34.421	26.893	214.2	26:11.362	15		1:38.348	36.572	34.591	27.185	214.7	26:19.343
16		1:37.396	36.348	34.161	26.887	214.7	27:48.758	16		1:38.499	36.648	34.726	27.125	215.5	27:57.842
17		1:37.434	36.335	34.296	26.803	213.8	29:26.192	17		1:38.527	36.649	34.587	27.291	215.1	29:36.369
18		1:37.613	36.399	34.306	26.908	214.7	31:03.805	18		1:38.312	36.616	34.566	27.130	215.1	31:14.681
19		1:37.735	36.317	34.466	26.952	214.7	32:41.540	19		1:38.440	36.637	34.672	27.131	216.0	32:53.121

51

Aldo Festante

Dallara F317 HWA

99

Rui Andrade

Dallara F317 HWA

Teo Martin Motorsport

R

Drivex School

Lap	D	Time	Sector 1	Sector 2	Sector 3	T. Spd	Elapsed	Lap	D	Time	Sector 1	Sector 2	Sector 3	T. Spd	Elapsed
1		1:50.761	45.081	37.469	28.211	191.4	1:50.761	1		1:50.481	44.840	37.048	28.593	191.4	1:50.481
2		1:39.888	37.055	35.537	27.296	216.0	3:30.649	2		1:39.856	36.967	35.600	27.289	214.2	3:30.337
3		1:39.986	36.705	35.130	28.151	216.0	5:10.635	3		1:39.114	36.894	34.935	27.285	215.5	5:09.451
4		1:39.117	36.805	34.984	27.328	214.7	6:49.752	4		1:38.307	36.634	34.674	26.999	214.2	6:47.758
5		1:38.610	36.806	34.587	27.217	213.4	8:28.362	5		1:38.650	36.608	34.898	27.144	214.2	8:26.408
6		1:38.504	36.678	34.684	27.142	214.2	10:06.866	6		1:38.430	36.462	34.837	27.131	216.0	10:04.838
7		1:38.251	36.588	34.506	27.157	214.7	11:45.117	7		1:38.438	36.413	34.766	27.259	216.4	11:43.276
8		1:38.382	36.782	34.504	27.096	215.5	13:23.499	8		1:38.207	36.427	34.736	27.044	215.5	13:21.483
9		1:42.396	36.557	34.890	30.949	215.1	15:05.895	9		1:43.644	36.424	34.805	32.415	215.1	15:05.127
10		2:20.438	45.429	51.872	43.137	108.9	17:26.333	10		2:20.502	44.289	52.732	43.481	119.8	17:25.629
11		2:22.022	48.238	59.873	33.911	125.8	19:48.355	11		2:22.445	48.236	1:00.143	34.066	125.1	19:48.074
12		1:39.038	36.899	34.952	27.187	216.8	21:27.393	12		1:41.179	37.630	36.006	27.543	214.2	21:29.253
13		1:38.747	36.776	34.812	27.159	214.2	23:06.140	13		1:39.466	36.479	35.916	27.071	216.0	23:08.719
14		1:38.622	36.600	34.630	27.392	215.5	24:44.762	14		1:38.016	36.301	34.600	27.115	216.0	24:46.735
15		1:38.252	36.506	34.701	27.045	215.5	26:23.014	15		1:38.213	36.575	34.711	26.927	216.0	26:24.948
16		1:39.490	36.654	34.730	28.106	216.4	28:02.504	16		1:38.837	36.895	34.732	27.210	215.1	28:03.785
17		1:38.747	36.695	34.928	27.124	215.5	29:41.251	17		1:39.086	36.869	34.836	27.381	216.0	29:42.871
18		1:38.697	36.768	34.795	27.134	215.5	31:19.948	18		1:38.392	36.640	34.720	27.032	215.5	31:21.263
19		1:38.878	36.600	35.277	27.001	216.4	32:58.826	19		1:39.162	36.390	35.433	27.339	216.4	33:00.425





Hungaroring
Euroformula Open
Race - 2
Analysis by Lap



Num	Lap Time	Gap
-----	----------	-----

Lap 1

33	1:42.573	
22	1:42.981	00.408
8	1:43.757	01.184
12	1:44.567	01.994
1	1:45.038	02.465
26	1:45.298	02.725
11	1:45.719	03.146
7	1:46.696	04.123
21	1:47.090	04.517
18	1:47.646	05.073
63	1:48.380	05.807
31	1:48.923	06.350
30	1:49.181	06.608
25	1:49.490	06.917
14	1:49.665	07.092
99	1:50.481	07.908
51	1:50.761	08.188

Num	Lap Time	Gap
-----	----------	-----

Lap 2

33	1:37.565	
22	1:37.925	00.768
8	1:38.172	01.791
12	1:38.409	02.838
1	1:38.665	03.565
26	1:38.687	03.847
11	1:38.693	04.274
7	1:38.282	04.840
21	1:38.462	05.414
18	1:38.564	06.072
63	1:38.963	07.205
31	1:38.965	07.750
30	1:39.121	08.164
14	1:38.993	08.520
25	1:39.884	09.236
99	1:39.856	10.199
51	1:39.888	10.511

Num	Lap Time	Gap
-----	----------	-----

Lap 3

33	1:37.441	
----	----------	--

22	1:37.463	00.790
8	1:37.259	01.609
12	1:38.029	03.426
1	1:38.417	04.541
26	1:38.730	05.136
11	1:38.710	05.543
7	1:38.836	06.235
21	1:38.679	06.652
18	1:38.674	07.305
63	1:38.365	08.129
31	1:38.366	08.675
30	1:38.460	09.183
14	1:38.485	09.564
99	1:39.114	11.872
25	1:40.899	12.694
51	1:39.986	13.056

Num	Lap Time	Gap
-----	----------	-----

Lap 4

33	1:37.464	
22	1:37.630	00.956
8	1:37.410	01.555
12	1:37.896	03.858
1	1:38.221	05.298
26	1:38.052	05.724
11	1:38.253	06.332
7	1:38.324	07.095
21	1:38.350	07.538
18	1:38.391	08.232
63	1:38.590	09.255
31	1:38.409	09.620
30	1:38.645	10.364
14	1:38.530	10.630
99	1:38.307	12.715
25	1:38.892	14.122
51	1:39.117	14.709

Num	Lap Time	Gap
-----	----------	-----

Lap 5

33	1:37.697	
22	1:37.515	00.774
8	1:37.840	01.698
12	1:38.096	04.257

1	1:38.098	05.699
26	1:38.130	06.157
11	1:38.037	06.672
7	1:38.186	07.584
21	1:38.486	08.327
18	1:38.508	09.043
63	1:38.724	10.282
31	1:39.774	11.697
30	1:39.452	12.119
14	1:39.593	12.526
99	1:38.650	13.668
25	1:38.613	15.038
51	1:38.610	15.622

Num	Lap Time	Gap
-----	----------	-----

Lap 6

33	1:37.665	
22	1:37.607	00.716
8	1:37.620	01.653
12	1:37.789	04.381
1	1:38.166	06.200
26	1:38.527	07.019
11	1:38.536	07.543
7	1:38.252	08.171
21	1:38.466	09.128
18	1:38.512	09.890
63	1:38.062	10.679
31	1:37.920	11.952
30	1:38.265	12.719
14	1:38.472	13.333
99	1:38.430	14.433
25	1:38.461	15.834
51	1:38.504	16.461

Num	Lap Time	Gap
-----	----------	-----

Lap 7

33	1:37.342	
22	1:37.273	00.647
8	1:37.126	01.437
12	1:37.560	04.599
1	1:37.861	06.719
26	1:37.810	07.487
11	1:37.777	07.978

7	1:38.063	08.892
21	1:38.155	09.941
18	1:38.173	10.721
63	1:38.104	11.441
31	1:37.994	12.604
30	1:38.173	13.550
14	1:38.047	14.038
99	1:38.438	15.529
25	1:38.370	16.862
51	1:38.251	17.370

Num	Lap Time	Gap
-----	----------	-----

Lap 8

33	1:37.562	
22	1:37.577	00.662
8	1:37.201	01.076
12	1:37.357	04.394
1	1:37.880	07.037
26	1:37.716	07.641
11	1:37.739	08.155
7	1:37.876	09.206
21	1:38.021	10.400
18	1:38.212	11.371
63	1:37.990	11.869
31	1:37.690	12.732
30	1:37.768	13.756
14	1:37.915	14.391
99	1:38.207	16.174
25	1:38.269	17.569
51	1:38.382	18.190

Num	Lap Time	Gap
-----	----------	-----

Lap 9

33	1:41.376	
22	1:41.145	00.431
8	1:41.218	00.918
12	1:39.479	02.497
26	1:40.206	06.471
11	1:40.626	07.405
7	1:41.086	08.916
21	1:40.689	09.713
63	1:40.805	11.298
1	1:46.808	12.469

31	1:41.348	12.704
30	1:42.717	15.097
14	1:42.772	15.787
99	1:43.644	18.442
25	1:42.569	18.762
51	1:42.396	19.210

Num	Lap Time	Gap
-----	----------	-----

Lap 10

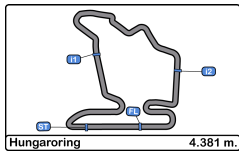
33	2:24.474	
22	2:25.935	01.892
8	2:26.203	02.647
12	2:25.423	03.446
26	2:22.592	04.589
11	2:22.704	05.635
7	2:22.667	07.109
21	2:22.603	07.842
63	2:22.102	08.926
31	2:21.955	10.185
30	2:21.042	11.665
14	2:21.618	12.931
25	2:19.750	14.038
99	2:20.502	14.470
51	2:20.438	15.174
1	3:18.753	1:06.748

Num	Lap Time	Gap
-----	----------	-----

Lap 11

33	2:29.342	
22	2:27.906	00.456
8	2:27.947	01.252
12	2:27.694	01.798
26	2:26.992	02.239
11	2:26.691	02.984
7	2:25.428	03.195
21	2:25.349	03.849
63	2:24.711	04.295
31	2:23.746	04.589
30	2:22.529	04.852
14	2:21.775	05.364
25	2:21.312	06.008
99	2:22.445	07.573
51	2:22.022	07.854





Hungaroring
Euroformula Open
Race - 2
Analysis by Lap



1	1:39.893	17.299
Num	Lap Time	Gap

Lap 12

33	1:38.136	
22	1:38.314	00.634
8	1:38.194	01.310
12	1:38.885	02.547
26	1:38.861	02.964
11	1:38.578	03.426
7	1:39.358	04.417
21	1:39.249	04.962
63	1:39.478	05.637
30	1:39.378	06.094
31	1:40.176	06.629
14	1:39.688	06.916
25	1:39.779	07.651
51	1:39.038	08.756
99	1:41.179	10.616
1	1:38.875	18.038
Num	Lap Time	Gap

Lap 13

33	1:37.602	
22	1:38.046	01.078
8	1:37.918	01.626
12	1:38.530	03.475
26	1:38.752	04.114
11	1:38.735	04.559
7	1:38.416	05.231
21	1:38.438	05.798
63	1:38.481	06.516
30	1:38.509	07.001
31	1:38.728	07.755
14	1:38.932	08.246
25	1:39.227	09.276
51	1:38.747	09.901
99	1:39.466	12.480
1	1:38.382	18.818
Num	Lap Time	Gap

Lap 14

33	1:37.494	
22	1:37.655	01.239
8	1:37.701	01.833
12	1:37.837	03.818
26	1:37.986	04.606
11	1:38.149	05.214
7	1:38.189	05.926
21	1:38.254	06.558
63	1:38.240	07.262
30	1:38.366	07.873
31	1:38.339	08.600
14	1:38.470	09.222
25	1:38.636	10.418
51	1:38.622	11.029
99	1:38.016	13.002
1	1:38.311	19.635
Num	Lap Time	Gap

Lap 15

33	1:37.629	
22	1:37.465	01.075
8	1:37.408	01.612
12	1:38.374	04.563
26	1:38.016	04.993
11	1:38.138	05.723
7	1:38.260	06.557
21	1:38.444	07.373
63	1:38.348	07.981
30	1:38.260	08.504
31	1:38.390	09.361
14	1:38.021	09.614
25	1:38.433	11.222
51	1:38.252	11.652
99	1:38.213	13.586
1	1:37.775	19.781
Num	Lap Time	Gap

Lap 16

33	1:37.396	
22	1:37.430	01.109
8	1:37.432	01.648
12	1:37.615	04.782
26	1:37.998	05.595
11	1:37.920	06.247
7	1:38.369	07.530
21	1:38.446	08.423
63	1:38.499	09.084
30	1:38.531	09.639
14	1:38.095	10.313
31	1:39.251	11.216
25	1:39.490	13.316
51	1:39.490	13.746
99	1:38.837	15.027
1	1:38.339	20.724
Num	Lap Time	Gap

Lap 17

33	1:37.434	
22	1:37.367	01.042
8	1:37.496	01.710
12	1:37.732	05.080
26	1:37.861	06.022
11	1:38.250	07.063
7	1:38.358	08.454
21	1:38.477	09.466
63	1:38.527	10.177
30	1:38.552	10.757
14	1:38.568	11.447
31	1:38.471	12.253
25	1:38.696	14.578
51	1:38.747	15.059
99	1:39.086	16.679
1	1:38.322	21.612
Num	Lap Time	Gap

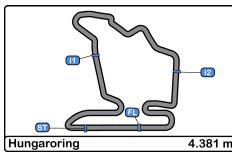
Lap 18

33	1:37.613	
22	1:37.274	00.703
8	1:37.217	01.314
12	1:37.593	05.060
26	1:37.497	05.906
11	1:38.009	07.459
7	1:38.000	08.841
21	1:38.335	10.188
63	1:38.312	10.876
30	1:38.292	11.436
14	1:38.259	12.093
31	1:38.125	12.765
25	1:38.769	15.734
51	1:38.697	16.143
99	1:38.392	17.458
1	1:37.985	21.984
Num	Lap Time	Gap

Lap 19

33	1:37.735	
22	1:37.685	00.653
8	1:37.468	01.047
12	1:37.407	04.732
26	1:37.947	06.118
11	1:37.791	07.515
7	1:38.357	09.463
21	1:38.476	10.929
63	1:38.440	11.581
30	1:38.686	12.387
14	1:38.677	13.035
31	1:38.993	14.023
51	1:38.878	17.286
25	1:40.331	18.330
99	1:39.162	18.885
1	1:37.890	22.139



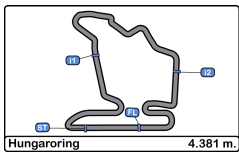


Hungaroring
Euroformula Open
Race - 2
Best Sectors Results





Sector - 1				Sector - 2				Sector - 3				Ideal Lap vs Best Lap				
Clas	Nº	Driver	Time	Nº	Driver	Time	Nº	Driver	Time	Clas	Nº	Driver	Ideal Lap	Best Lap	Clas	
1	8	Lukas Dunner	36.131	12	Christian Hahn	34.074	26	Linus Lundqvist	26.644	1	8	Lukas Dunner	1:36.971	1:37.126	1	
2	26	Linus Lundqvist	36.215	33	Marino Sato	34.078	12	Christian Hahn	26.690	2	22	Nobuharu Matsushita	1:37.138	1:37.273	2	
3	7	Jack Doohan	36.250	22	Nobuharu Matsushita	34.115	22	Nobuharu Matsushita	26.692	3	33	Marino Sato	1:37.175	1:37.342	3	
4	11	Teppei Natori	36.252	8	Lukas Dunner	34.140	8	Lukas Dunner	26.700	4	26	Linus Lundqvist	1:37.199	1:37.497	5	
5	99	Rui Andrade	36.301	31	Billy Monger	34.270	33	Marino Sato	26.785	5	12	Christian Hahn	1:37.270	1:37.357	4	
6	33	Marino Sato	36.312	18	Julian Hanses	34.285	1	Javier Gonzalez	26.823	6	11	Teppei Natori	1:37.527	1:37.739	7	
7	22	Nobuharu Matsushita	36.331	63	Nicolai Kjaergaard	34.306	11	Teppei Natori	26.863	7	31	Billy Monger	1:37.631	1:37.690	6	
8	21	Calan Williams	36.388	14	Yuki Tsunoda	34.321	21	Calan Williams	26.872	8	7	Jack Doohan	1:37.635	1:37.876	10	
9	1	Javier Gonzalez	36.417	26	Linus Lundqvist	34.340	30	Liam Lawson	26.885	9	1	Javier Gonzalez	1:37.669	1:37.775	9	
10	14	Yuki Tsunoda	36.422	30	Liam Lawson	34.385	31	Billy Monger	26.898	10	14	Yuki Tsunoda	1:37.739	1:37.915	11	
11	31	Billy Monger	36.463	7	Jack Doohan	34.397	99	Rui Andrade	26.927	11	30	Liam Lawson	1:37.768	1:37.768	8	
12	30	Liam Lawson	36.498	11	Teppei Natori	34.412	63	Nicolai Kjaergaard	26.965	12	21	Calan Williams	1:37.790	1:38.021	14	
13	25	Cameron Das	36.503	1	Javier Gonzalez	34.429	7	Jack Doohan	26.988	13	63	Nicolai Kjaergaard	1:37.796	1:37.990	12	
14	12	Christian Hahn	36.506	51	Aldo Festante	34.504	14	Yuki Tsunoda	26.996	14	99	Rui Andrade	1:37.828	1:38.016	13	
15	51	Aldo Festante	36.506	21	Calan Williams	34.530	51	Aldo Festante	27.001	15	18	Julian Hanses	1:37.879	1:38.173	15	
16	63	Nicolai Kjaergaard	36.525	25	Cameron Das	34.550	25	Cameron Das	27.002	16	51	Aldo Festante	1:38.011	1:38.251	16	
17	18	Julian Hanses	36.552	99	Rui Andrade	34.600	18	Julian Hanses	27.042	17	25	Cameron Das	1:38.055	1:38.269	17	



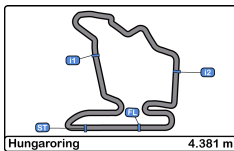


Hungaroring
Euroformula Open
Race - 2
Leader Sequence



<u>Nº</u>	<u>Entrant</u>	<u>Nat</u>	<u>Driver</u>	<u>Nat</u>	<u>Cat</u>	<u>Chassis</u>	<u>Team</u>	<u>Start Lap</u>	<u>End Lap</u>	<u>Laps</u>	<u>Total Laps</u>
33	Team Motopark	 DEU	Marino Sato	 JPN		Dallara F317 Spiess	Team Motopark	1	19	19	19



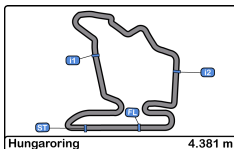


Hungaroring
Euroformula Open
Race - 2
Best 5 Lap Times



Cls	Nº	Entrant	Nat	Driver	Nat	Cat	Cls	Chassis - Engine	Team	Best 1		Best 2		Best 3		Best 4		Best 5	
										Time	Lap	Time	Lap	Time	Lap	Time	Lap	Time	Lap
1	8	Teo Martin Motorsport	ESP	Lukas Dunner	AUT			Dallara F317 HWA	Teo Martin Motorsport	1:37.126	7	1:37.201	8	1:37.217	18	1:37.259	3	1:37.408	15
2	22	Carlin Motorsport	GBR	Nobuharu	JPN			Dallara F317 Spiess	Carlin Motorsport	1:37.273	7	1:37.274	18	1:37.367	17	1:37.430	16	1:37.463	3
3	33	Team Motopark	DEU	Marino Sato	JPN			Dallara F317 Spiess	Team Motopark	1:37.342	7	1:37.396	16	1:37.434	17	1:37.441	3	1:37.464	4
4	12	Carlin Motorsport	GBR	Christian Hahn	BRA			Dallara F317 Spiess	Carlin Motorsport	1:37.357	8	1:37.407	19	1:37.560	7	1:37.593	18	1:37.615	16
5	26	Double R	GBR	Linus Lundqvist	SWE	R	1	Dallara F317 HWA	Double R	1:37.497	18	1:37.716	8	1:37.810	7	1:37.861	17	1:37.947	19
6	31	Carlin Motorsport	GBR	Billy Monger	GBR	R	2	Dallara F317 Spiess	Carlin Motorsport	1:37.690	8	1:37.920	6	1:37.994	7	1:38.125	18	1:38.339	14
7	11	Carlin Motorsport	GBR	Teppei Natori	JPN	R	3	Dallara F317 Spiess	Carlin Motorsport	1:37.739	8	1:37.777	7	1:37.791	19	1:37.920	16	1:38.009	18
8	30	Team Motopark	DEU	Liam Lawson	NZL	R	4	Dallara F317 Spiess	Team Motopark	1:37.768	8	1:38.173	7	1:38.260	15	1:38.265	6	1:38.292	18
9	1	RP Motorsport	ITA	Javier Gonzalez	MEX	R	5	Dallara F317 Spiess	RP Motorsport	1:37.775	15	1:37.861	7	1:37.880	8	1:37.890	19	1:37.985	18
10	7	Double R	GBR	Jack Doohan	AUS	R	6	Dallara F317 HWA	Double R	1:37.876	8	1:38.000	18	1:38.063	7	1:38.186	5	1:38.189	14
11	14	Team Motopark	DEU	Yuki Tsunoda	JPN	R	7	Dallara F317 Spiess	Team Motopark	1:37.915	8	1:38.021	15	1:38.047	7	1:38.095	16	1:38.259	18
12	63	Carlin Motorsport	GBR	Nicolai Kjaergaard	DNK	R	8	Dallara F317 Spiess	Carlin Motorsport	1:37.990	8	1:38.062	6	1:38.104	7	1:38.240	14	1:38.312	18
13	99	Drivex School	ESP	Rui Andrade	AGO	R	9	Dallara F317 HWA	Drivex School	1:38.016	14	1:38.207	8	1:38.213	15	1:38.307	4	1:38.392	18
14	21	Fortec Motorsport	GBR	Calan Williams	AUS			Dallara F317 HWA	Fortec Motorsport	1:38.021	8	1:38.155	7	1:38.254	14	1:38.335	18	1:38.350	4
15	18	Team Motopark	DEU	Julian Hanses	DEU			Dallara F317 Spiess	Team Motopark	1:38.173	7	1:38.212	8	1:38.391	4	1:38.508	5	1:38.512	6
16	51	Teo Martin Motorsport	ESP	Aldo Festante	ITA			Dallara F317 HWA	Teo Martin Motorsport	1:38.251	7	1:38.252	15	1:38.382	8	1:38.504	6	1:38.610	5
17	25	Team Motopark	DEU	Cameron Das	USA			Dallara F317 Spiess	Team Motopark	1:38.269	8	1:38.370	7	1:38.433	15	1:38.461	6	1:38.613	5



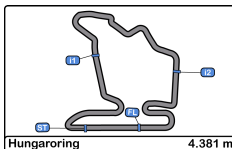


Hungaroring
Euroformula Open
Race - 2
Best 5 Top Speeds



Cls	Nº	Entrant	Nat	Driver	Nat	Cat	Cls	Chassis - Engine	Team	Top 1		Top 2		Top 3		Top 4		Top 5		Avg
										Km/h	Lap	Km/h	Lap	Km/h	Lap	Km/h	Lap	Km/h	Lap	
1	14	Team Motopark	DEU	Yuki Tsunoda	JPN	R	1	Dallara F317 Spiess	Team Motopark	223.1	2	219.5	16	219.0	13	218.6	5	218.1	6	219.7
2	26	Double R	GBR	Linus Lundqvist	SWE	R	2	Dallara F317 HWA	Double R	219.9	3	219.0	2	218.1	6	217.7	5	217.7	13	218.5
3	8	Teo Martin Motorsport	ESP	Lukas Dunner	AUT			Dallara F317 HWA	Teo Martin Motorsport	218.6	16	218.1	19	217.7	17	217.3	8	217.3	9	217.8
4	30	Team Motopark	DEU	Liam Lawson	NZL	R	3	Dallara F317 Spiess	Team Motopark	218.6	2	218.1	6	218.1	14	217.7	13	217.7	16	218.0
5	11	Carlin Motorsport	GBR	Teppei Natori	JPN	R	4	Dallara F317 Spiess	Carlin Motorsport	218.1	13	217.7	4	217.7	6	217.7	14	217.3	8	217.7
6	31	Carlin Motorsport	GBR	Billy Monger	GBR	R	5	Dallara F317 Spiess	Carlin Motorsport	218.1	12	217.3	13	216.8	4	216.8	5	215.5	2	216.9
7	21	Fortec Motorsport	GBR	Calan Williams	AUS			Dallara F317 HWA	Fortec Motorsport	217.7	14	217.3	2	217.3	4	217.3	5	216.8	13	217.3
8	7	Double R	GBR	Jack Doohan	AUS	R	6	Dallara F317 HWA	Double R	217.3	12	216.4	4	216.0	8	215.5	3	215.5	14	216.1
9	25	Team Motopark	DEU	Cameron Das	USA			Dallara F317 Spiess	Team Motopark	217.3	2	215.5	13	215.5	14	215.5	15	215.5	16	215.9
10	51	Teo Martin Motorsport	ESP	Aldo Festante	ITA			Dallara F317 HWA	Teo Martin Motorsport	216.8	12	216.4	16	216.4	19	216.0	2	216.0	3	216.3
11	22	Carlin Motorsport	GBR	Nobuharu	JPN			Dallara F317 Spiess	Carlin Motorsport	216.4	13	216.4	18	216.0	9	215.5	16	215.1	19	215.9
12	63	Carlin Motorsport	GBR	Nicolai Kjaergaard	DNK	R	7	Dallara F317 Spiess	Carlin Motorsport	216.4	8	216.0	19	215.5	9	215.5	13	215.5	16	215.8
13	99	Drivex School	ESP	Rui Andrade	AGO	R	8	Dallara F317 HWA	Drivex School	216.4	7	216.4	19	216.0	6	216.0	13	216.0	14	216.1
14	18	Team Motopark	DEU	Julian Hanses	DEU			Dallara F317 Spiess	Team Motopark	216.0	3	215.5	7	215.1	4	215.1	6	215.1	8	215.3
15	1	RP Motorsport	ITA	Javier Gonzalez	MEX	R	9	Dallara F317 Spiess	RP Motorsport	215.5	2	214.2	3	214.2	6	214.2	13	214.2	19	214.5
16	12	Carlin Motorsport	GBR	Christian Hahn	BRA			Dallara F317 Spiess	Carlin Motorsport	214.7	12	213.8	19	213.4	13	213.0	14	213.0	15	213.6
17	33	Team Motopark	DEU	Marino Sato	JPN			Dallara F317 Spiess	Team Motopark	214.7	13	214.7	16	214.7	18	214.7	19	214.2	7	214.6



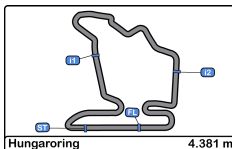


Hungaroring
Euroformula Open
Race - 2
Fastest Laps Sequence



Lap	Time of Day	Session Time	Nº	Entrant	Nat	Driver	Nat	Cat	Chassis - Engine	Team	Time	Km/h
2	13:01:56.188	3:20.188	33	Team Motopark	DEU	Marino Sato	JPN		Dallara F317 Spiess	Team Motopark	1:37.565	161.6
3	13:03:33.630	4:57.630	33	Team Motopark	DEU	Marino Sato	JPN		Dallara F317 Spiess	Team Motopark	1:37.441	161.8
3	13:03:35.239	4:59.239	8	Teo Martin Motorsport	ESP	Lukas Dunner	AUT		Dallara F317 HWA	Teo Martin Motorsport	1:37.259	162.1
7	13:10:05.235	11:29.235	8	Teo Martin Motorsport	ESP	Lukas Dunner	AUT		Dallara F317 HWA	Teo Martin Motorsport	1:37.126	162.3



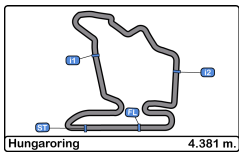


Hungaroring
Euroformula Open
Race - 2
Event Best Maximum Speed



Nº	Entrant	Nat	Driver	Nat	Cat	Clas	Chassis - Engine	Team	Km/h	Session
14	Team Motopark	DEU	Yuki Tsunoda	JPN	R	1	Dallara F317 Spiess	Team Motopark	223.1	Race - 2
33	Team Motopark	DEU	Marino Sato	JPN			Dallara F317 Spiess	Team Motopark	221.3	Qualifying - 1
22	Carlin Motorsport	GBR	Nobuharu	JPN			Dallara F317 Spiess	Carlin Motorsport	220.8	Qualifying - 1
99	Drivex School	ESP	Rui Andrade	AGO	R	2	Dallara F317 HWA	Drivex School	220.8	Race - 1
1	RP Motorsport	ITA	Javier Gonzalez	MEX	R	3	Dallara F317 Spiess	RP Motorsport	220.4	Free Practice - 1
3	RP Motorsport	ITA	Pierre Louis Chovet	FRA	R	4	Dallara F317 Spiess	RP Motorsport	220.4	Qualifying - 1
26	Double R	GBR	Linus Lundqvist	SWE	R	5	Dallara F317 HWA	Double R	219.9	Race - 2
30	Team Motopark	DEU	Liam Lawson	NZL	R	6	Dallara F317 Spiess	Team Motopark	219.5	Qualifying - 1
25	Team Motopark	DEU	Cameron Das	USA			Dallara F317 Spiess	Team Motopark	219.5	Qualifying - 1
8	Teo Martin Motorsport	ESP	Lukas Dunner	AUT			Dallara F317 HWA	Teo Martin Motorsport	219.5	Qualifying - 1
63	Carlin Motorsport	GBR	Nicolai Kjaergaard	DNK	R	7	Dallara F317 Spiess	Carlin Motorsport	219.5	Race - 1
11	Carlin Motorsport	GBR	Teppei Natori	JPN	R	8	Dallara F317 Spiess	Carlin Motorsport	219.0	Qualifying - 1
31	Carlin Motorsport	GBR	Billy Monger	GBR	R	9	Dallara F317 Spiess	Carlin Motorsport	218.6	Qualifying - 2
21	Fortec Motorsport	GBR	Calan Williams	AUS			Dallara F317 HWA	Fortec Motorsport	218.1	Qualifying - 1
12	Carlin Motorsport	GBR	Christian Hahn	BRA			Dallara F317 Spiess	Carlin Motorsport	218.1	Qualifying - 1
7	Double R	GBR	Jack Doohan	AUS	R	10	Dallara F317 HWA	Double R	218.1	Qualifying - 1
18	Team Motopark	DEU	Julian Hanes	DEU			Dallara F317 Spiess	Team Motopark	218.1	Race - 1
51	Teo Martin Motorsport	ESP	Aldo Festante	ITA			Dallara F317 HWA	Teo Martin Motorsport	218.1	Qualifying - 2





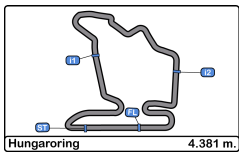
Hungaroring
Euroformula Open
Race - 2
Lap Chart



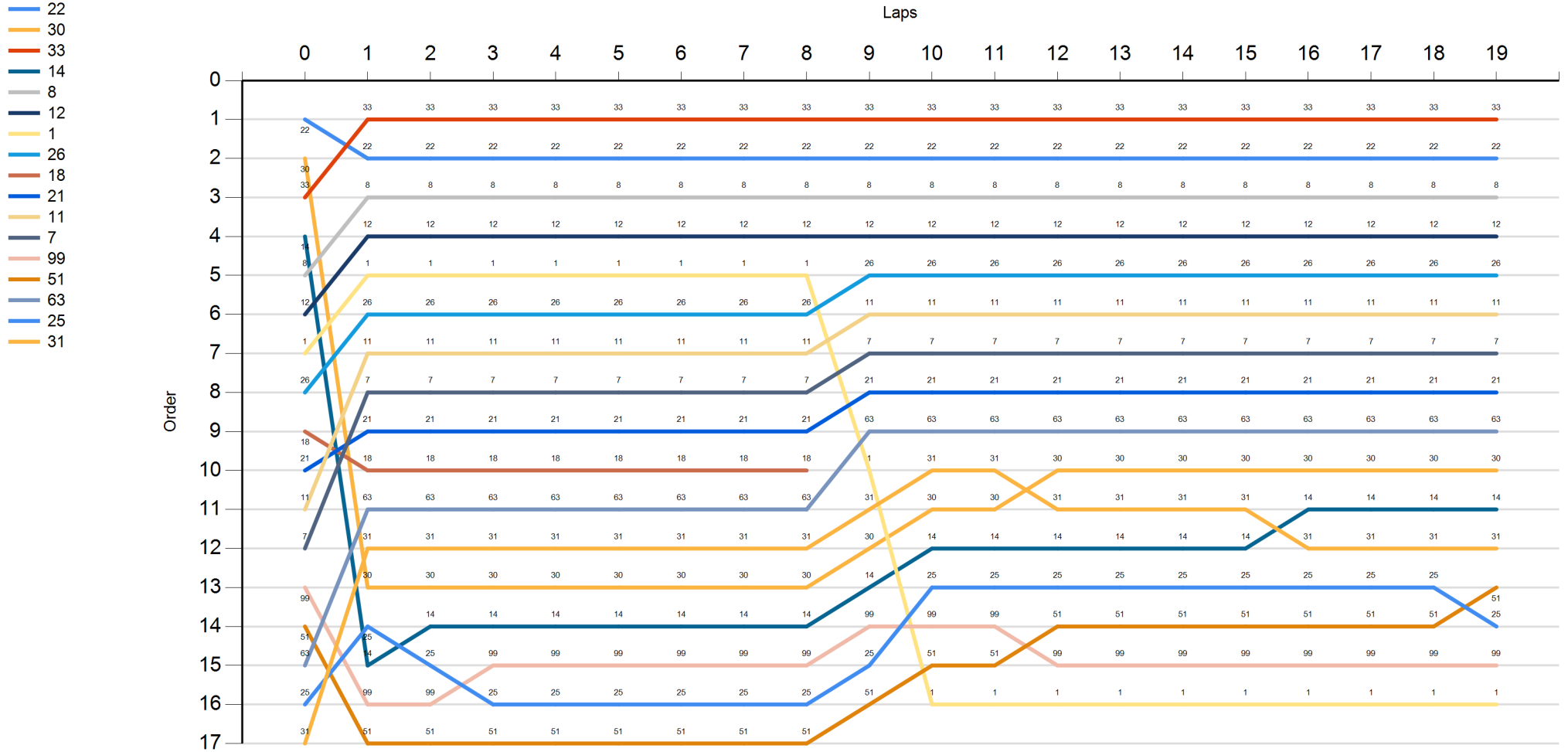
LAP

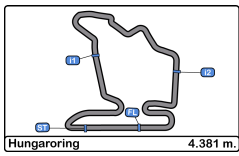
Nr	Po	Grid	1	2	3	4	5	6	7	8	9	10	11	12	13	14	15	16	17	18	19
22	1	22	33	33	33	33	33	33	33	33	33	33	33	33	33	33	33	33	33	33	33
30	2	30	22	22	22	22	22	22	22	22	22	22	22	22	22	22	22	22	22	22	22
33	3	33	8	8	8	8	8	8	8	8	8	8	8	8	8	8	8	8	8	8	8
14	4	14	12	12	12	12	12	12	12	12	12	12	12	12	12	12	12	12	12	12	12
8	5	8	1	1	1	1	1	1	1	1	26	26	26	26	26	26	26	26	26	26	26
12	6	12	26	26	26	26	26	26	26	26	11	11	11	11	11	11	11	11	11	11	11
1	7	1	11	11	11	11	11	11	11	11	7	7	7	7	7	7	7	7	7	7	7
26	8	26	7	7	7	7	7	7	7	7	21	21	21	21	21	21	21	21	21	21	21
18	9	18	21	21	21	21	21	21	21	21	63	63	63	63	63	63	63	63	63	63	63
21	10	21	18	18	18	18	18	18	18	18	1	31	31	30	30	30	30	30	30	30	30
11	11	11	63	63	63	63	63	63	63	63	31	30	30	31	31	31	31	14	14	14	14
7	12	7	31	31	31	31	31	31	31	31	30	14	14	14	14	14	14	31	31	31	31
99	13	99	30	30	30	30	30	30	30	30	14	25	25	25	25	25	25	25	25	25	51
51	14	51	25	14	14	14	14	14	14	14	99	99	99	51	51	51	51	51	51	51	25
63	15	63	14	25	99	99	99	99	99	99	25	51	51	99	99	99	99	99	99	99	99
25	16	25	99	99	25	25	25	25	25	25	51	1	1	1	1	1	1	1	1	1	1
31	17	31	51	51	51	51	51	51	51	51	51	51	51	51	51	51	51	51	51	51	51





Hungaroring
Euroformula Open
Race - 2
Graphic Lap Chart





Hungaroring
Euroformula Open
Race - 2
Pit Stop Analysis



<u>Nr.</u>	<u>In Day Time</u>	<u>Entrant</u>	<u>Nat</u>	<u>Driver</u>	<u>Nat</u>	<u>Cat</u>	<u>Chassis - Engine</u>	<u>Team</u>	<u>In Time</u>	<u>Stop N°</u>	<u>Pit Time</u>	<u>Handicap</u>	<u>Penalty</u>
1	13:13:32.712	RP Motorsport	ITA	Javier Gonzalez	ME	R	Dallara F317 Spiess	RP Motorsport	14:56.661	1	1:40.962		

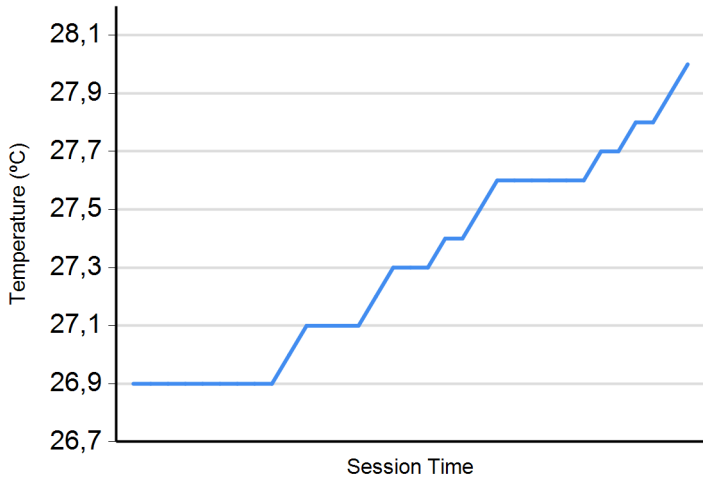




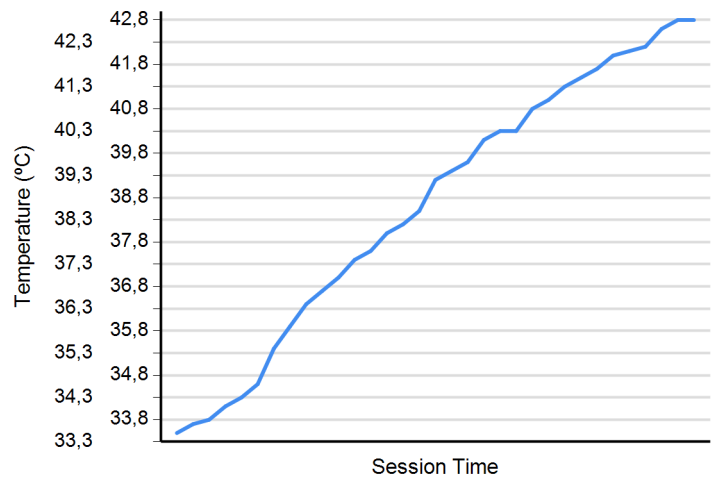
Hungaroring
Euroformula Open
Race - 2
Weather Report



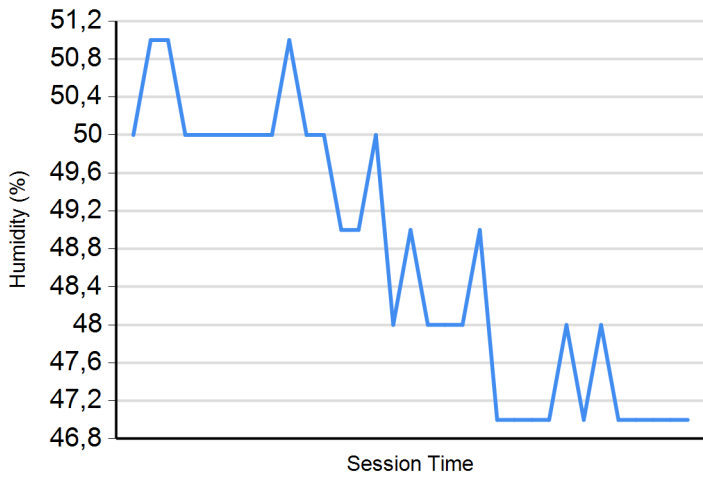
Air Temperature



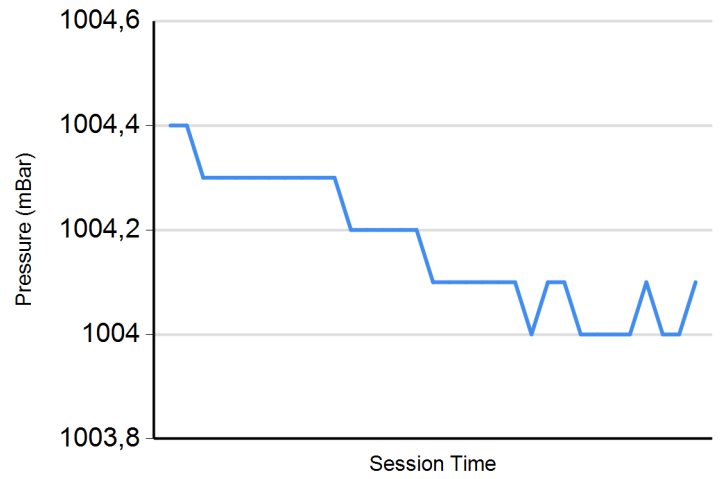
Track Temperature



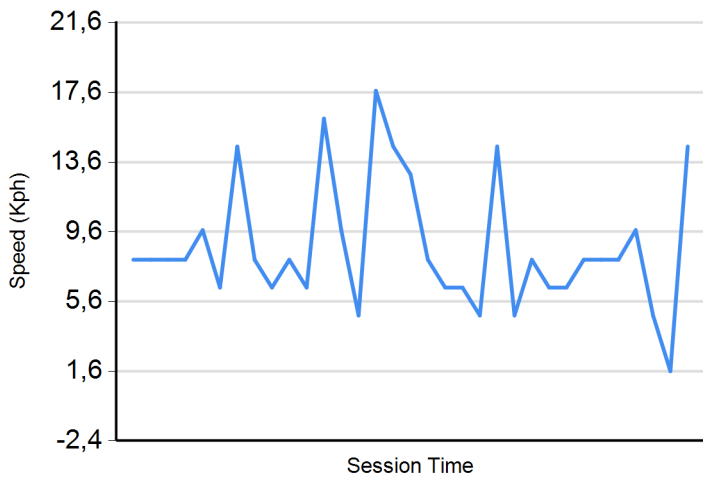
Humidity



Pressure



Wind Speed



Wind direction

