

Red Bull Ring
Euroformula Open
Qualifying - 2
Provisional Results




Clas	Nº	Entrant	Nat	Driver	Nat	Cat	Clas	Chassis - Engine	Team	Laps	Best	Time	Gap	Interval	Km/h
1	33	Team Motopark	DE	Marino Sato	JPN			Dallara F317 Spiess	Team Motopark	15	14	1:23.743			185.6
2	18	Team Motopark	DE	Julian Hanses	DE			Dallara F317 Spiess	Team Motopark	16	10	1:23.946	0.203	0.203	185.1
3	26	Double R	GB	Linus Lundqvist	SW	R	1	Dallara F317 HWA	Double R	15	10	1:24.263	0.520	0.317	184.4
4	7	Double R	GB	Jack Doohan	AU	R	2	Dallara F317 HWA	Double R	16	15	1:24.437	0.694	0.174	184.0
5	12	Carlin Motorsport	GB	Christian Hahn	BR			Dallara F317 Spiess	Carlin Motorsport	16	6	1:24.722	0.979	0.285	183.4
6	8	Teo Martin Motorsport	ESP	Lukas Dunner	AUT			Dallara F317 HWA	Teo Martin Motorsport	15	14	1:24.778	1.035	0.056	183.3
7	1	RP Motorsport	ITA	Javier Gonzalez	ME	R	3	Dallara F317 Spiess	RP Motorsport	16	15	1:24.814	1.071	0.036	183.2
8	21	Fortec Motorsport	GB	Calan Williams	AU			Dallara F317 HWA	Fortec Motorsport	17	11	1:24.851	1.108	0.037	183.2
9	3	RP Motorsport	ITA	Pierre Louis Chovet	FRA	R	4	Dallara F317 Spiess	RP Motorsport	10	10	1:25.120	1.377	0.269	182.6
10	63	Carlin Motorsport	GB	Nicolai Kjaergaard	DN	R	5	Dallara F317 Spiess	Carlin Motorsport	15	5	1:25.132	1.389	0.012	182.5
11	99	Drivex School	ESP	Rui Andrade	AG	R	6	Dallara F317 HWA	Drivex School	17	16	1:25.170	1.427	0.038	182.5
12	51	Teo Martin Motorsport	ESP	Aldo Festante	ITA			Dallara F317 HWA	Teo Martin Motorsport	16	10	1:25.214	1.471	0.044	182.4
13	25	Team Motopark	DE	Cameron Das	US			Dallara F317 Spiess	Team Motopark	16	14	1:25.235	1.492	0.021	182.3
14	31	Carlin Motorsport	GB	Billy Monger	GB	R	7	Dallara F317 Spiess	Carlin Motorsport	16	5	1:25.732	1.989	0.497	181.3

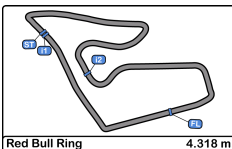
CAR 7 TIME 1:28.097 DELETED TRACK LIMITS AT T 9
 CAR 8 TIME 1:30.984 DELETED TRACK LIMITS AT T 1
 CAR 7 TIME 1:25.881 DELETED TRACK LIMITS AT T 1
 CAR 51 TIME 1:26.929 DELETED TRACK LIMITS AT T 9
 CAR 18 TIME 1:24.472 DELETED TRACK LIMITS AT T 1
 CAR 51 TIME 1:26.040 DELETED TRACK LIMITS AT T 1
 CAR 63 TIME 1:25.822 DELETED TRACK LIMITS AT T 1
 CAR 31 TIME 1:24.964 DELETED TRACK LIMITS AT T 1
 CAR 8 TIME 1:25.577 DELETED TRACK LIMITS AT T 1
 CAR 3 TIME 1:25.518 DELETED TRACK LIMITS AT T 9
 CAR 31 TIME 1:24.112 DELETED TRACK LIMITS AT T 9
 CAR 21 TIME 1:24.682 DELETED TRACK LIMITS AT T 9
 CAR 63 TIME 1:24.730 DELETED TRACK LIMITS AT T 1 AND 9
 CAR 31 TIME 1:24.530 DELETED TRACK LIMITS AT T 1

Published at:.....

Track Temp: 22.4 °C Air Temp: 16.1 °C Humidity: 68 % Track Status: WET

Stewards:	Race Director:	Timekeeper: 
------------------	-----------------------	--





Red Bull Ring
Euroformula Open
Qualifying - 2
Provisional Results by Class



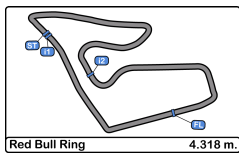
Clas	Nº	Entrant	Nat	Driver	Nat	Cat	Clas	Chassis - Engine	Team	Laps	Best	Time	Gap	Interval	Km/h
1	33	Team Motopark	DEU	Marino Sato	JPN			Dallara F317 Spiess	Team Motopark	15	14	1:23.743			185.6
2	18	Team Motopark	DEU	Julian Hanses	DEU			Dallara F317 Spiess	Team Motopark	16	10	1:23.946	0.203	0.203	185.1
3	12	Carlin Motorsport	GBR	Christian Hahn	BRA			Dallara F317 Spiess	Carlin Motorsport	16	6	1:24.722	0.979	0.776	183.4
4	8	Teo Martin	ESP	Lukas Dunner	AUT			Dallara F317 HWA	Teo Martin	15	14	1:24.778	1.035	0.056	183.3
5	21	Fortec Motorsport	GBR	Calan Williams	AUS			Dallara F317 HWA	Fortec Motorsport	17	11	1:24.851	1.108	0.073	183.2
6	51	Teo Martin	ESP	Aldo Festante	ITA			Dallara F317 HWA	Teo Martin	16	10	1:25.214	1.471	0.363	182.4
7	25	Team Motopark	DEU	Cameron Das	USA			Dallara F317 Spiess	Team Motopark	16	14	1:25.235	1.492	0.021	182.3
Rookie															
1	26	Double R	GBR	Linus Lundqvist	SWE	R	1	Dallara F317 HWA	Double R	15	10	1:24.263			184.4
2	7	Double R	GBR	Jack Doohan	AUS	R	2	Dallara F317 HWA	Double R	16	15	1:24.437	0.174	0.174	184.0
3	1	RP Motorsport	ITA	Javier Gonzalez	MEX	R	3	Dallara F317 Spiess	RP Motorsport	16	15	1:24.814	0.551	0.377	183.2
4	3	RP Motorsport	ITA	Pierre Louis Chovet	FRA	R	4	Dallara F317 Spiess	RP Motorsport	10	10	1:25.120	0.857	0.306	182.6
5	63	Carlin Motorsport	GBR	Nicolai Kjaergaard	DNK	R	5	Dallara F317 Spiess	Carlin Motorsport	15	5	1:25.132	0.869	0.012	182.5
6	99	Drivex School	ESP	Rui Andrade	AGO	R	6	Dallara F317 HWA	Drivex School	17	16	1:25.170	0.907	0.038	182.5
7	31	Carlin Motorsport	GBR	Billy Monger	GBR	R	7	Dallara F317 Spiess	Carlin Motorsport	16	5	1:25.732	1.469	0.562	181.3

Published at:.....

Track Temp: 22.4 °C Air Temp: 16.1 °C Humidity: 68 % Track Status: WET

Stewards:	Race Director:	Timekeeper: 
------------------	-----------------------	--





Red Bull Ring
Euroformula Open
Qualifying - 2
Lap Analysis



63

Nicolai Kjaergaard

Dallara F317 Spiess

R

Carlin Motorsport

Lap	D	Time	Sector 1	Sector 2	Sector 3	T. Spd	Elapsed
1		8:17:11.578	8:15:58.884	44.616	28.078	180.9	8:17:11.578
2		1:31.378	23.294	41.399	26.685	216.8	8:18:42.956
3		1:33.760	28.159	40.408	25.193	164.8	8:20:16.716
4		1:25.822	22.245	38.779	24.798	220.4	8:21:42.538
5		1:25.132	22.157	38.392	24.583	221.3	8:23:07.670
6		1:41.529 P	22.264	41.763	37.502	221.7	8:24:49.199
7		6:50.427	5:39.472	43.946	27.009	171.1	8:31:39.626
8		1:30.316	23.088	40.868	26.360	217.7	8:33:09.942
9		1:29.374	23.023	40.165	26.186	217.7	8:34:39.316
10		1:26.828	22.204	39.672	24.952	216.0	8:36:06.144
11		1:48.701 P	21.991	42.591	44.119	222.2	8:37:54.845
12		3:01.347	1:56.958	39.020	25.369	220.8	8:40:56.192
13		1:26.329	22.227	38.465	25.637	221.7	8:42:22.521
14		1:24.730	21.926	38.255	24.549	224.5	8:43:47.251
15		1:43.843 P	23.869	42.336	37.638	162.1	8:45:31.094

99

Rui Andrade

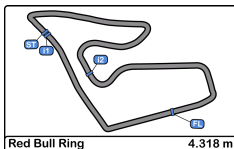
Dallara F317 HWA

R

Drivex School

Lap	D	Time	Sector 1	Sector 2	Sector 3	T. Spd	Elapsed
1		8:17:12.311	8:15:59.858	43.996	28.457	186.8	8:17:12.311
2		1:34.044	24.189	40.706	29.149	202.6	8:18:46.355
3		1:27.379	22.748	39.194	25.437	218.6	8:20:13.734
4		1:26.468	22.360	38.721	25.387	221.3	8:21:40.202
5		1:26.233	22.191	38.667	25.375	220.4	8:23:06.435
6		1:25.969	22.220	38.660	25.089	219.5	8:24:32.404
7		1:33.901 P	22.325	38.363	33.213	219.5	8:26:06.305
8		4:39.806	3:30.065	42.840	26.901	183.0	8:30:46.111
9		1:30.023	23.370	39.215	27.438	211.7	8:32:16.134
10		1:26.030	22.303	38.634	25.093	220.4	8:33:42.164
11		1:25.708	22.361	38.405	24.942	218.1	8:35:07.872
12		1:25.510	22.172	38.286	25.052	219.9	8:36:33.382
13		1:49.630 P	26.223	43.318	40.089	160.2	8:38:23.012
14		2:38.901	1:32.493	39.167	27.241	215.1	8:41:01.913
15		1:25.690	22.306	38.519	24.865	219.5	8:42:27.603
16		1:25.170	22.120	38.270	24.780	220.4	8:43:52.773
17		2:17.201 P	22.302	51.087	1:03.812	215.1	8:46:09.974



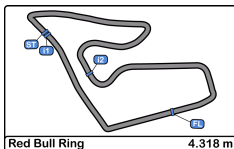


Red Bull Ring
Euroformula Open
Qualifying - 2
Best Sectors Results



Sector - 1				Sector - 2				Sector - 3				Ideal Lap vs Best Lap				
Clas	Nº	Driver	Time	Nº	Driver	Time	Nº	Driver	Time	Clas	Nº	Driver	Ideal Lap	Best Lap	Clas	
1	33	Marino Sato	21.828	33	Marino Sato	37.628	33	Marino Sato	24.232	1	33	Marino Sato	1:23.688	1:23.743	1	
2	18	Julian Hanses	21.845	18	Julian Hanses	37.683	18	Julian Hanses	24.244	2	18	Julian Hanses	1:23.772	1:23.946	2	
3	31	Billy Monger	21.864	21	Calan Williams	37.800	26	Linus Lundqvist	24.298	3	31	Billy Monger	1:24.096	1:25.732	14	
4	63	Nicolai Kjaergaard	21.926	26	Linus Lundqvist	37.859	7	Jack Doohan	24.316	4	26	Linus Lundqvist	1:24.169	1:24.263	3	
5	21	Calan Williams	21.930	7	Jack Doohan	37.879	31	Billy Monger	24.326	5	7	Jack Doohan	1:24.176	1:24.437	4	
6	7	Jack Doohan	21.981	31	Billy Monger	37.906	12	Christian Hahn	24.469	6	21	Calan Williams	1:24.348	1:24.851	8	
7	1	Javier Gonzalez	22.009	8	Lukas Dunner	37.965	63	Nicolai Kjaergaard	24.549	7	12	Christian Hahn	1:24.495	1:24.722	5	
8	26	Linus Lundqvist	22.012	12	Christian Hahn	38.007	1	Javier Gonzalez	24.569	8	8	Lukas Dunner	1:24.615	1:24.778	6	
9	12	Christian Hahn	22.019	51	Aldo Festante	38.081	8	Lukas Dunner	24.612	9	1	Javier Gonzalez	1:24.717	1:24.814	7	
10	8	Lukas Dunner	22.038	1	Javier Gonzalez	38.139	21	Calan Williams	24.618	10	63	Nicolai Kjaergaard	1:24.730	1:25.132	10	
11	51	Aldo Festante	22.116	3	Pierre Louis Chovet	38.180	25	Cameron Das	24.627	11	51	Aldo Festante	1:24.895	1:25.214	12	
12	99	Rui Andrade	22.120	25	Cameron Das	38.190	3	Pierre Louis Chovet	24.670	12	3	Pierre Louis Chovet	1:25.004	1:25.120	9	
13	3	Pierre Louis Chovet	22.154	63	Nicolai Kjaergaard	38.255	51	Aldo Festante	24.698	13	25	Cameron Das	1:25.068	1:25.235	13	
14	25	Cameron Das	22.251	99	Rui Andrade	38.270	99	Rui Andrade	24.780	14	99	Rui Andrade	1:25.170	1:25.170	11	



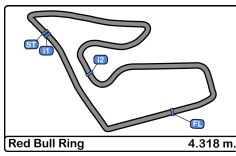


Red Bull Ring
Euroformula Open
Qualifying - 2
Best 5 Lap Times



Cls	Nº	Entrant	Nat	Driver	Nat	Cat	Cls	Chassis - Engine	Team	Best 1		Best 2		Best 3		Best 4		Best 5	
										Time	Lap	Time	Lap	Time	Lap	Time	Lap	Time	Lap
1	33	Team Motopark	DEU	Marino Sato	JPN			Dallara F317 Spiess	Team Motopark	1:23.743	14	1:23.851	10	1:24.324	5	1:24.445	13	1:25.186	3
2	18	Team Motopark	DEU	Julian Hanses	DEU			Dallara F317 Spiess	Team Motopark	1:23.946	10	1:23.986	15	1:24.166	5	1:24.885	9	1:25.104	3
3	26	Double R	GBR	Linus Lundqvist	SWE	R	1	Dallara F317 HWA	Double R	1:24.263	10	1:24.401	13	1:24.665	9	1:25.021	5	1:25.320	14
4	7	Double R	GBR	Jack Doohan	AUS	R	2	Dallara F317 HWA	Double R	1:24.437	15	1:24.552	11	1:24.622	10	1:24.812	14	1:24.860	9
5	12	Carlin Motorsport	GBR	Christian Hahn	BRA			Dallara F317 Spiess	Carlin Motorsport	1:24.722	6	1:24.767	15	1:25.044	5	1:25.395	14	1:25.982	4
6	8	Teo Martin Motorsport	ESP	Lukas Dunner	AUT			Dallara F317 HWA	Teo Martin Motorsport	1:24.778	14	1:24.908	9	1:24.941	13	1:25.189	10	1:25.387	8
7	1	RP Motorsport	ITA	Javier Gonzalez	MEX	R	3	Dallara F317 Spiess	RP Motorsport	1:24.814	15	1:25.015	9	1:25.102	14	1:25.349	4	1:25.443	5
8	21	Fortec Motorsport	GBR	Calan Williams	AUS			Dallara F317 HWA	Fortec Motorsport	1:24.851	11	1:24.853	10	1:25.008	6	1:25.358	4	1:25.826	16
9	3	RP Motorsport	ITA	Pierre Louis Chovet	FRA	R	4	Dallara F317 Spiess	RP Motorsport	1:25.120	10	1:25.810	9	1:26.003	4	1:26.624	3	1:27.623	8
10	63	Carlin Motorsport	GBR	Nicolai Kjaergaard	DNK	R	5	Dallara F317 Spiess	Carlin Motorsport	1:25.132	5	1:26.329	13	1:26.828	10	1:29.374	9	1:30.316	8
11	99	Drivex School	ESP	Rui Andrade	AGO	R	6	Dallara F317 HWA	Drivex School	1:25.170	16	1:25.690	15	1:25.708	11	1:25.969	6	1:26.030	10
12	51	Teo Martin Motorsport	ESP	Aldo Festante	ITA			Dallara F317 HWA	Teo Martin Motorsport	1:25.214	10	1:25.439	15	1:25.619	5	1:26.045	14	1:26.230	9
13	25	Team Motopark	DEU	Cameron Das	USA			Dallara F317 Spiess	Team Motopark	1:25.235	14	1:25.388	15	1:25.451	11	1:25.832	6	1:26.529	5
14	31	Carlin Motorsport	GBR	Billy Monger	GBR	R	7	Dallara F317 Spiess	Carlin Motorsport	1:25.732	5	1:25.897	14	1:27.397	9	1:29.518	8	1:32.251	2



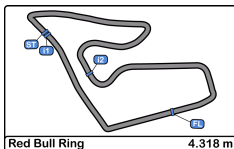


Red Bull Ring
Euroformula Open
Qualifying - 2
Best 5 Top Speeds



Cls	Nº	Entrant	Nat	Driver	Nat	Cat	Cls	Chassis - Engine	Team	Top 1		Top 2		Top 3		Top 4		Top 5		Avg
										Km/h	Lap	Km/h	Lap	Km/h	Lap	Km/h	Lap	Km/h	Lap	
1	18	Team Motopark	DEU	Julian Hanses	DEU			Dallara F317 Spiess	Team Motopark	224.5	14	222.2	15	221.3	4	221.3	5	220.8	3	222.0
2	63	Carlin Motorsport	GBR	Nicolai Kjaergaard	DNK	R	1	Dallara F317 Spiess	Carlin Motorsport	224.5	14	222.2	11	221.7	6	221.7	13	221.3	5	222.3
3	31	Carlin Motorsport	GBR	Billy Monger	GBR	R	2	Dallara F317 Spiess	Carlin Motorsport	224.0	5	223.6	15	223.1	11	222.6	4	222.6	14	223.2
4	1	RP Motorsport	ITA	Javier Gonzalez	MEX	R	3	Dallara F317 Spiess	RP Motorsport	222.6	5	221.7	4	221.7	10	221.7	15	220.8	11	221.7
5	33	Team Motopark	DEU	Marino Sato	JPN			Dallara F317 Spiess	Team Motopark	222.6	5	222.6	14	222.2	4	222.2	11	222.2	13	222.4
6	12	Carlin Motorsport	GBR	Christian Hahn	BRA			Dallara F317 Spiess	Carlin Motorsport	222.2	14	222.2	15	220.4	5	220.4	6	220.4	7	221.1
7	21	Fortec Motorsport	GBR	Calan Williams	AUS			Dallara F317 HWA	Fortec Motorsport	222.2	9	221.7	16	220.8	6	220.8	12	220.8	15	221.3
8	3	RP Motorsport	ITA	Pierre Louis Chovet	FRA	R	4	Dallara F317 Spiess	RP Motorsport	221.3	6	220.8	5	220.4	4	219.9	11	219.0	10	220.3
9	8	Teo Martin Motorsport	ESP	Lukas Dunner	AUT			Dallara F317 HWA	Teo Martin Motorsport	221.3	14	220.4	13	219.9	4	219.0	8	219.0	9	219.9
10	99	Drivex School	ESP	Rui Andrade	AGO	R	5	Dallara F317 HWA	Drivex School	221.3	4	220.4	5	220.4	10	220.4	16	219.9	12	220.4
11	26	Double R	GBR	Linus Lundqvist	SWE	R	6	Dallara F317 HWA	Double R	220.4	14	219.9	5	219.9	13	219.5	11	219.0	9	219.7
12	51	Teo Martin Motorsport	ESP	Aldo Festante	ITA			Dallara F317 HWA	Teo Martin Motorsport	219.9	14	219.5	11	219.5	15	218.6	9	218.6	10	219.2
13	7	Double R	GBR	Jack Doohan	AUS	R	7	Dallara F317 HWA	Double R	218.1	11	217.7	9	217.3	10	217.3	14	217.3	15	217.5
14	25	Team Motopark	DEU	Cameron Das	USA			Dallara F317 Spiess	Team Motopark	216.4	4	216.4	5	216.4	7	216.4	10	216.4	11	216.4



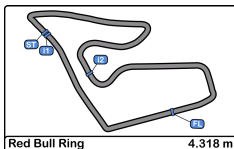


Red Bull Ring
Euroformula Open
Qualifying - 2
Fastest Laps Sequence



Lap	Time of Day	Session Time	Nº	Entrant	Nat	Driver	Nat	Cat	Chassis - Engine	Team	Time	Km/h
2	8:18:11.542	3:11.542	26	Double R	GBR	Linus Lundqvist	SWE	R	Dallara F317 HWA	Double R	1:28.425	175.7
2	8:18:12.528	3:12.528	21	Fortec Motorsport	GBR	Calan Williams	AUS		Dallara F317 HWA	Fortec Motorsport	1:27.602	177.4
2	8:18:14.510	3:14.510	1	RP Motorsport	ITA	Javier Gonzalez	MEX	R	Dallara F317 Spiess	RP Motorsport	1:27.576	177.5
3	8:19:35.061	4:35.061	7	Double R	GBR	Jack Doohan	AUS	R	Dallara F317 HWA	Double R	1:26.455	179.8
3	8:19:37.704	4:37.704	26	Double R	GBR	Linus Lundqvist	SWE	R	Dallara F317 HWA	Double R	1:26.162	180.4
3	8:19:40.564	4:40.564	1	RP Motorsport	ITA	Javier Gonzalez	MEX	R	Dallara F317 Spiess	RP Motorsport	1:26.054	180.6
3	8:19:58.741	4:58.741	33	Team Motopark	DEU	Marino Sato	JPN		Dallara F317 Spiess	Team Motopark	1:25.186	182.4
3	8:20:00.252	5:00.252	18	Team Motopark	DEU	Julian Hanses	DEU		Dallara F317 Spiess	Team Motopark	1:25.104	182.6
5	8:22:28.123	7:28.123	26	Double R	GBR	Linus Lundqvist	SWE	R	Dallara F317 HWA	Double R	1:25.021	182.8
5	8:22:48.890	7:48.890	18	Team Motopark	DEU	Julian Hanses	DEU		Dallara F317 Spiess	Team Motopark	1:24.166	184.6
10	8:34:51.352	19:51.352	18	Team Motopark	DEU	Julian Hanses	DEU		Dallara F317 Spiess	Team Motopark	1:23.946	185.1
10	8:35:26.718	20:26.718	33	Team Motopark	DEU	Marino Sato	JPN		Dallara F317 Spiess	Team Motopark	1:23.851	185.3
14	8:43:39.483	28:39.483	33	Team Motopark	DEU	Marino Sato	JPN		Dallara F317 Spiess	Team Motopark	1:23.743	185.6



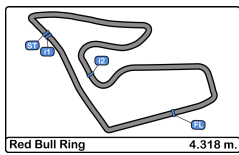


Red Bull Ring
Euroformula Open
Qualifying - 2
Event Best Maximum Speed



Nº	Entrant	Nat	Driver	Nat	Cat	Clas	Chassis - Engine	Team	Km/h	Session	
8	Teo Martin Motorsport		ESP Lukas Dunner		AUT		Dallara F317 HWA	Teo Martin Motorsport	235.8	Race - 1	
31	Carlin Motorsport		GBR Billy Monger		GBR	R	1	Dallara F317 Spiess	Carlin Motorsport	225.4	Race - 1
18	Team Motopark		DEU Julian Hanes		DEU		Dallara F317 Spiess	Team Motopark	224.5	Qualifying - 2	
63	Carlin Motorsport		GBR Nicolai Kjaergaard		DNK	R	2	Dallara F317 Spiess	Carlin Motorsport	224.5	Qualifying - 2
3	RP Motorsport		ITA Pierre Louis Chovet		FRA	R	3	Dallara F317 Spiess	RP Motorsport	224.0	Free Practice - 1
99	Drivex School		ESP Rui Andrade		AGO	R	4	Dallara F317 HWA	Drivex School	224.0	Race - 1
26	Double R		GBR Linus Lundqvist		SWE	R	5	Dallara F317 HWA	Double R	224.0	Race - 1
33	Team Motopark		DEU Marino Sato		JPN		Dallara F317 Spiess	Team Motopark	223.6	Qualifying - 1	
7	Double R		GBR Jack Doohan		AUS	R	6	Dallara F317 HWA	Double R	223.1	Race - 1
1	RP Motorsport		ITA Javier Gonzalez		MEX	R	7	Dallara F317 Spiess	RP Motorsport	222.6	Qualifying - 1
21	Fortec Motorsport		GBR Calan Williams		AUS		Dallara F317 HWA	Fortec Motorsport	222.2	Qualifying - 2	
12	Carlin Motorsport		GBR Christian Hahn		BRA		Dallara F317 Spiess	Carlin Motorsport	222.2	Qualifying - 2	
51	Teo Martin Motorsport		ESP Aldo Festante		ITA		Dallara F317 HWA	Teo Martin Motorsport	221.7	Qualifying - 1	
25	Team Motopark		DEU Cameron Das		USA		Dallara F317 Spiess	Team Motopark	221.3	Qualifying - 1	





Red Bull Ring
Euroformula Open
Qualifying - 2
Pit Stop Analysis



1 Javier Gonzalez R RP Motorsport
Dallara F317 Spiess

Nr.	In Day Time	In Time	Out Time	Pit Time	T. Pit Time	Handicap	Penalty
1	8:23:59.618	8:23:59.618	8:29:04.694	5:05.076	5:05.076		
2	8:38:14.966	8:38:14.966	8:39:31.056	1:16.090	6:21.166		

3 Pierre Louis Chovet R RP Motorsport
Dallara F317 Spiess

Nr.	In Day Time	In Time	Out Time	Pit Time	T. Pit Time	Handicap	Penalty
1	8:24:06.236	8:24:06.236	8:28:54.363	4:48.127	4:48.127		

7 Jack Doohan R Double R
Dallara F317 HWA

Nr.	In Day Time	In Time	Out Time	Pit Time	T. Pit Time	Handicap	Penalty
1	8:23:52.848	8:23:52.848	8:29:00.932	5:08.084	5:08.084		
2	8:38:05.317	8:38:05.317	8:39:10.083	1:04.766	6:12.850		

8 Lukas Dunner Teo Martin Motorsport
Dallara F317 HWA

Nr.	In Day Time	In Time	Out Time	Pit Time	T. Pit Time	Handicap	Penalty
1	8:23:16.780	8:23:16.780	8:29:05.351	5:48.571	5:48.571		
2	8:38:06.291	8:38:06.291	8:39:29.491	1:23.200	7:11.771		

12 Christian Hahn Carlin Motorsport
Dallara F317 Spiess

Nr.	In Day Time	In Time	Out Time	Pit Time	T. Pit Time	Handicap	Penalty
1	8:26:14.099	8:26:14.099	8:30:00.961	3:46.862	3:46.862		
2	8:37:43.807	8:37:43.807	8:39:33.701	1:49.894	5:36.756		

18 Julian Hanses Team Motopark
Dallara F317 Spiess

Nr.	In Day Time	In Time	Out Time	Pit Time	T. Pit Time	Handicap	Penalty
1	8:24:16.940	8:24:16.940	8:28:57.619	4:40.679	4:40.679		
2	8:38:03.660	8:38:03.660	8:39:25.241	1:21.581	6:02.260		

21 Calan Williams Fortec Motorsport
Dallara F317 HWA

Nr.	In Day Time	In Time	Out Time	Pit Time	T. Pit Time	Handicap	Penalty
1	8:25:26.809	8:25:26.809	8:29:11.965	3:45.156	3:45.156		
2	8:38:16.470	8:38:16.470	8:39:18.060	1:01.590	4:46.746		

25 Cameron Das Team Motopark
Dallara F317 Spiess

Nr.	In Day Time	In Time	Out Time	Pit Time	T. Pit Time	Handicap	Penalty
1	8:25:52.487	8:25:52.487	8:29:13.939	3:21.452	3:21.452		
2	8:36:49.804	8:36:49.804	8:39:21.397	2:31.593	5:53.045		

26 Linus Lundqvist R Double R
Dallara F317 HWA

Nr.	In Day Time	In Time	Out Time	Pit Time	T. Pit Time	Handicap	Penalty
1	8:23:58.366	8:23:58.366	8:29:19.137	5:20.771	5:20.771		
2	8:37:05.403	8:37:05.403	8:39:14.231	2:08.828	7:29.599		

31 Billy Monger R Carlin Motorsport
Dallara F317 Spiess

Nr.	In Day Time	In Time	Out Time	Pit Time	T. Pit Time	Handicap	Penalty
1	8:24:46.148	8:24:46.148	8:29:10.769	4:24.621	4:24.621		

2 8:38:23.015 8:38:23.015 8:39:28.031 1:05.016 5:29.637
33 Marino Sato Team Motopark
Dallara F317 Spiess

Nr.	In Day Time	In Time	Out Time	Pit Time	T. Pit Time	Handicap	Penalty
1	8:24:21.438	8:24:21.438	8:29:03.509	4:42.071	4:42.071		
2	8:37:00.705	8:37:00.705	8:39:20.867	2:20.162	7:02.233		

51 Aldo Festante Teo Martin Motorsport
Dallara F317 HWA

Nr.	In Day Time	In Time	Out Time	Pit Time	T. Pit Time	Handicap	Penalty
1	8:24:49.951	8:24:49.951	8:29:08.944	4:18.993	4:18.993		
2	8:38:19.565	8:38:19.565	8:39:26.959	1:07.394	5:26.387		

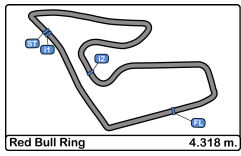
63 Nicolai Kjaergaard R Carlin Motorsport
Dallara F317 Spiess

Nr.	In Day Time	In Time	Out Time	Pit Time	T. Pit Time	Handicap	Penalty
1	8:24:44.205	8:24:44.205	8:30:02.123	5:17.918	5:17.918		
2	8:37:49.824	8:37:49.824	8:39:25.936	1:36.112	6:54.030		

99 Rui Andrade R Drivex School
Dallara F317 HWA

Nr.	In Day Time	In Time	Out Time	Pit Time	T. Pit Time	Handicap	Penalty
1	8:26:01.443	8:26:01.443	8:29:06.471	3:05.028	3:05.028		
2	8:38:17.725	8:38:17.725	8:39:28.896	1:11.171	4:16.199		

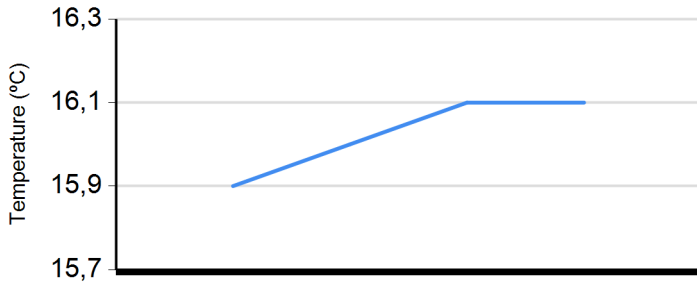




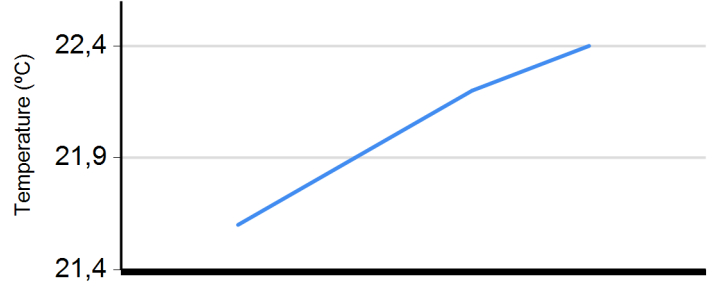
Red Bull Ring
Euroformula Open
Qualifying - 2
Weather Report



Air Temperature



Track Temperature



Session Time

Humidity



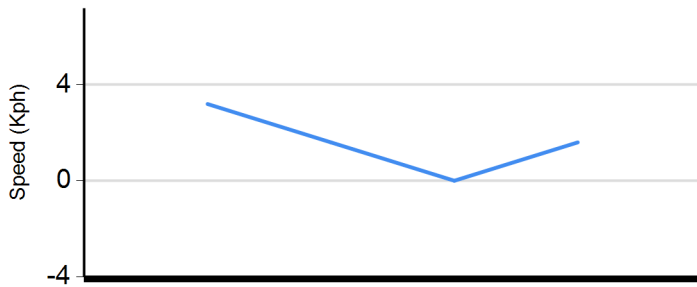
Session Time

Pressure



Session Time

Wind Speed



Session Time

Wind direction

North = 0°/360° Est = 90° South = 180° West = 270°



Session Time

Session Time

