

**Silverstone**  
**International GT Open**  
**Qualifying - 1 Driver - 1**  
**Provisional Results**



Cls	Nº	Entrant/Team	Nat	Driver 1	Nat	Driver 2	Nat	Vehicle	Cat	Cls	Laps	Best	Time	Gap	Interval	Km/h
1	63	Emil Frey Racing		Albert Costa		<u>Giacomo Altoè</u>		Lamborghini Huracan GT3 EVO	PRO	1	8	7	1:57.213			181.2
2	17	Teo Martín Motorsport		Fran Rueda		<u>Andrés Saravia</u>		McLaren 720 s	PRO	2	6	3	1:57.941	0.728	0.728	180.1
3	66	Vincenzo Sospiri Racing		<u>Frederik Schandorff</u>		Tuomas Tujula		Lamborghini Huracan GT3 EVO	PROAM	1	8	7	1:57.961	0.748	0.020	180.0
4	14	Emil Frey Racing		<u>Norbert Siedler</u>		Mikaël Grenier		Lamborghini Huracan GT3 EVO	PRO	3	6	4	1:58.067	0.854	0.106	179.9
5	59	Teo Martín Motorsport		<u>Martin Kodrić</u>		Henrique Chaves		McLaren 720 s	PRO	4	7	6	1:58.314	1.101	0.247	179.5
6	6	Antonelli MotorSport		Daniel Zampieri		<u>Loris Spinelli</u>		Mercedes AMG GT3	PRO	5	7	4	1:58.500	1.287	0.186	179.2
7	10	SPS Automotive Performance		<u>Miguel Ramos</u>		Fabrizio Crestani		Mercedes AMG GT3	PRO	6	8	5	1:58.579	1.366	0.079	179.1
8	33	HTP Motorsport / Winward Racing		Russell Ward		<u>Indy Dontje</u>		Mercedes AMG GT3	PROAM	2	8	6	1:58.669	1.456	0.090	179.0
9	3	Senkyr Motorsport		Beitske Visser		<u>Richard Gonda</u>		BMW M6 GT3	PRO	7	8	4	1:58.868	1.655	0.199	178.7
10	96	Optimum Motorsport		<u>Oliver Wilkinson</u>		Darren Turner		Aston Martin GT3 AMR MY2019	PRO	8	8	7	1:59.150	1.937	0.282	178.2
11	12	Ombra Racing		Federico Leo		<u>Najiy Razak</u>		Lamborghini Huracan GT3 EVO	PRO	9	7	6	1:59.151	1.938	0.001	178.2
12	20	SPS Automotive Performance		<u>Valentin Pierburg</u>		Tom Onslow-Cole		Mercedes AMG GT3	PROAM	3	9	8	1:59.352	2.139	0.201	177.9
13	27	Lazarus Racing		<u>Nicola De Marco</u>		Eliseo Martínez		Lamborghini Huracan GT3 EVO	PRO	10	7	4	1:59.585	2.372	0.233	177.6
14	99	Sports and You		<u>Manuel Da Costa</u>		Miguel Sardinha		Mercedes AMG GT3	AM	1	9	8	1:59.596	2.383	0.011	177.6
15	8	Antonelli MotorSport		Giuseppe Cipriani				Mercedes AMG GT3	AM	2	8	6	1:59.797	2.584	0.201	177.3
16	16	Teo Martín Motorsport		<u>Marcelo Hahn</u>		Allam Khodair		McLaren 720 s	PROAM	4	7	5	2:00.155	2.942	0.358	176.8
17	21	Spirit of Race		<u>Duncan Cameron</u>		Matt Griffin		Ferrari 488 GT3	PROAM	5	8	7	2:00.174	2.961	0.019	176.7
18	19	Raton Racing by Target		<u>Jiatong Liang</u>		Raffaele Giammaria		Lamborghini Huracan GT3 EVO	PROAM	6	8	6	2:00.400	3.187	0.226	176.4
19	50	Kessel Racing		<u>John Hartshorne</u>		Oliver Hancock		Ferrari 488 GT3	PROAM	7	9	8	2:02.038	4.825	1.638	174.0
20	9	Antonelli MotorSport		Davide Roda				Mercedes AMG GT3	AM	3	2	1	10:52:55.9	10:50:58.	10:50:53.	00.0

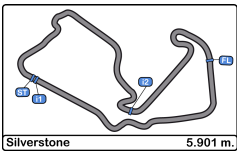
CAR 20 TIME 1:59.736 DELETED TRACK LIMITS AT T 7  
 CAR 19 TIME 2:00.126 DELETED TRACK LIMITS AT T 1  
 CAR 16 TIME 2:00.592 DELETED TRACK LIMITS AT T 7  
 CAR 3 TIME 1:58.554 DELETED TRACK LIMITS AT T 7  
 DRIVER 1 CAR 14 TIME 1:57.144 DELETED CUTTING TURN 5

Published at:.....

Track Temp: 16.7 °C Air Temp: 13.8 °C Humidity: 74 % Track Status: DRY

Stewards:	Race Director:	Timekeeper:
-----------	----------------	-------------





**Silverstone**  
**International GT Open**  
**Qualifying - 1 Driver - 1**  
**Provisional Results by Class**



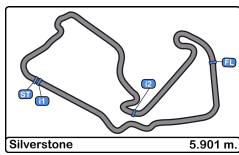
Cls	Nº	Entrant/Team	Nat	Driver 1	Nat	Driver 2	Nat	Vehicle	Cat	Cls	Laps	Best	Time	Gap	Interval	Km/h
<b>PRO</b>																
1	63	Emil Frey Racing	CHN	Albert Costa	ESP	<u>Giacomo Altoè</u>	ITA	Lamborghini Huracan GT3 EVO	PRO	1	8	7	1:57.213			181.2
2	17	Teo Martín Motorsport	ESP	Fran Rueda	ESP	<u>Andrés Saravia</u>	GTM	McLaren 720 s	PRO	2	6	3	1:57.941	0.728	0.728	180.1
3	14	Emil Frey Racing	CHN	<u>Norbert Siedler</u>		Mikaël Grenier	CAN	Lamborghini Huracan GT3 EVO	PRO	3	6	4	1:58.067	0.854	0.126	179.9
4	59	Teo Martín Motorsport	ESP	<u>Martin Kodrić</u>	HRV	Henrique Chaves	PRT	McLaren 720 s	PRO	4	7	6	1:58.314	1.101	0.247	179.5
5	6	Antonelli MotorSport	ITA	Daniel Zampieri	ITA	<u>Loris Spinelli</u>	ITA	Mercedes AMG GT3	PRO	5	7	4	1:58.500	1.287	0.186	179.2
6	10	SPS Automotive Performance	DEU	<u>Miguel Ramos</u>	PRT	Fabrizio Crestani	ITA	Mercedes AMG GT3	PRO	6	8	5	1:58.579	1.366	0.079	179.1
7	3	Senkyr Motorsport	CZE	Beitske Visser	NLD	<u>Richard Gonda</u>	SVK	BMW M6 GT3	PRO	7	8	4	1:58.868	1.655	0.289	178.7
8	96	Optimum Motorsport	GBR	<u>Oliver Wilkinson</u>	GBR	Darren Turner	GBR	Aston Martin GT3 AMR MY2019	PRO	8	8	7	1:59.150	1.937	0.282	178.2
9	12	Ombra Racing	ITA	Federico Leo	ITA	<u>Najiy Razak</u>	MYS	Lamborghini Huracan GT3 EVO	PRO	9	7	6	1:59.151	1.938	0.001	178.2
10	27	Lazarus Racing	ITA	<u>Nicola De Marco</u>	ITA	Eliseo Martínez	ESP	Lamborghini Huracan GT3 EVO	PRO	10	7	4	1:59.585	2.372	0.434	177.6
<b>PROAM</b>																
1	66	Vincenzo Sospiri Racing	ITA	<u>Frederik Schandorff</u>	DNK	Tuomas Tujula	FIN	Lamborghini Huracan GT3 EVO	PROAM	1	8	7	1:57.961			180.0
2	33	HTP Motorsport / Winward Racing	DEU	Russell Ward	USA	<u>Indy Dontje</u>	NLD	Mercedes AMG GT3	PROAM	2	8	6	1:58.669	0.708	0.708	179.0
3	20	SPS Automotive Performance	DEU	<u>Valentin Pierburg</u>	DEU	Tom Onslow-Cole	GBR	Mercedes AMG GT3	PROAM	3	9	8	1:59.352	1.391	0.683	177.9
4	16	Teo Martín Motorsport	ESP	<u>Marcelo Hahn</u>	BRA	Allam Khodair	BRA	McLaren 720 s	PROAM	4	7	5	2:00.155	2.194	0.803	176.8
5	21	Spirit of Race	ITA	<u>Duncan Cameron</u>	GBR	Matt Griffin	IRL	Ferrari 488 GT3	PROAM	5	8	7	2:00.174	2.213	0.019	176.7
6	19	Raton Racing by Target	ITA	<u>Jiatong Liang</u>	CHN	Raffaele Giammaria	ITA	Lamborghini Huracan GT3 EVO	PROAM	6	8	6	2:00.400	2.439	0.226	176.4
7	50	Kessel Racing	CHN	<u>John Hartshorne</u>	GBR	Oliver Hancock	GBR	Ferrari 488 GT3	PROAM	7	9	8	2:02.038	4.077	1.638	174.0
<b>AM</b>																
1	99	Sports and You	PRT	<u>Manuel Da Costa</u>	PRT	Miguel Sardinha	PRT	Mercedes AMG GT3	AM	1	9	8	1:59.596			177.6
2	8	Antonelli MotorSport	ITA	Giuseppe Cipriani	ITA			Mercedes AMG GT3	AM	2	8	6	1:59.797	0.201	0.201	177.3
3	9	Antonelli MotorSport	ITA	Davide Roda	ITA			Mercedes AMG GT3	AM	3	2	1	10:52:55.9	10:50:56.	10:50:56.	00.0

Published at:.....

Track Temp: 16.7 °C    Air Temp: 13.8 °C    Humidity: 74 %    Track Status: DRY

<b>Stewards:</b>	<b>Race Director:</b>	<b>Timekeeper:</b> 
------------------	-----------------------	--



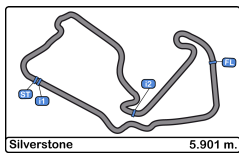


**Silverstone**  
**International GT Open**  
**Qualifying - 1 Driver - 1**  
**Lap Analysis**



3							12								
1 Beitske Visser			BMW M6 GT3				1 Federico Leo			Lamborghini Huracan GT3 EVO					
PRO			2 Richard Gonda				Senkyr Motorsport			PRO					
2 Richard Gonda			Senkyr Motorsport				2 Najiy Razak			Ombra Racing					
Lap	D	Time	Sector 1	Sector 2	Sector 3	T. Spd	Elapsed	Lap	D	Time	Sector 1	Sector 2	Sector 3	T. Spd	Elapsed
1	2	10:54:13.967	10:52:45.307	54.426	34.234	209.7	10:54:13.967	1	2	10:53:15.561	10:51:43.540	56.215	35.806	214.7	10:53:15.561
2	2	2:27.225 P	36.826	1:02.256	48.143	246.0	10:56:41.192	2	2	2:01.243	36.280	53.636	31.327	248.8	10:55:16.804
3	2	6:17.098	4:42.196	54.439	40.463	225.4	11:02:58.290	3	2	2:47.546 P	44.581	58.517	1:04.448	234.7	10:58:04.350
4	2	<b>1:58.868</b>	35.609	52.066	31.193	247.1	11:04:57.158	4	2	4:20.951	2:52.566	53.039	35.346	247.7	11:02:25.301
5	2	1:58.973	35.470	52.137	31.366	249.4	11:06:56.131	5	2	1:59.773	35.845	52.728	<b>31.200</b>	249.4	11:04:25.074
6	2	1:58.876	35.544	52.169	31.163	249.4	11:08:55.007	6	2	<b>1:59.151</b>	<b>35.446</b>	<b>52.496</b>	31.209	251.1	11:06:24.225
7	2	<del>4:59.554</del>	<b>35.366</b>	<b>52.043</b>	<b>31.145</b>	250.5	11:10:53.561	7	2	2:10.337 P	37.663	53.511	39.163	237.8	11:08:34.562
8	2	2:24.830 P	38.461	1:00.202	46.167	204.5	11:13:18.391								
6							14								
1 Daniel Zampieri			Mercedes AMG GT3				1 Norbert Siedler			Lamborghini Huracan GT3 EVO					
PRO			2 Loris Spinelli				Antonelli MotorSport			PRO					
2 Loris Spinelli			Antonelli MotorSport				2 Mikaël Grenier			Emil Frey Racing					
Lap	D	Time	Sector 1	Sector 2	Sector 3	T. Spd	Elapsed	Lap	D	Time	Sector 1	Sector 2	Sector 3	T. Spd	Elapsed
1	2	10:56:25.086 P	10:54:25.864	1:01.771	57.451	173.9	10:56:25.086	1	1	10:54:40.199	10:53:00.142	1:03.635	36.422	241.6	10:54:40.199
2	2	5:47.832	4:21.075	53.399	33.358	244.3	11:02:12.918	2	1	2:36.978 P	36.295	1:07.859	52.824	247.1	10:57:17.177
3	2	1:59.001	35.855	52.072	31.074	246.5	11:04:11.919	3	1	6:46.239	5:19.443	54.543	32.253	241.0	11:04:03.416
4	2	<b>1:58.500</b>	<b>35.625</b>	<b>51.818</b>	31.057	250.0	11:06:10.419	4	1	<b>1:58.067</b>	35.514	51.725	30.828	250.0	11:06:01.483
5	2	2:03.379	35.812	52.213	35.354	248.2	11:08:13.798	5	1	<del>4:57.444</del>	<b>34.746</b>	<b>51.583</b>	<b>30.815</b>	248.2	11:07:58.627
6	2	1:59.007	35.783	52.243	<b>30.981</b>	249.4	11:10:12.805	6	1	2:04.425 P	35.431	53.226	35.768	250.0	11:10:03.052
7	2	2:09.539 P	39.078	53.619	36.842	250.0	11:12:22.344								
8							16								
1 Giuseppe Cipriani			Mercedes AMG GT3				1 Marcelo Hahn			McLaren 720 s					
AM			2				Antonelli MotorSport			PROAM					
2			Antonelli MotorSport				2 Allam Khodair			Teo Martín Motorsport					
Lap	D	Time	Sector 1	Sector 2	Sector 3	T. Spd	Elapsed	Lap	D	Time	Sector 1	Sector 2	Sector 3	T. Spd	Elapsed
1		10:53:05.125	10:51:36.772	56.238	32.115	242.1	10:53:05.125	1	1	10:53:52.626	10:52:20.803	55.614	36.209	247.7	10:53:52.626
2		2:01.015	36.687	53.084	31.244	246.5	10:55:06.140	2	1	2:30.194 P	35.951	57.656	56.587	250.5	10:56:22.820
3		2:55.012 P	36.461	1:07.633	1:10.918	236.8	10:58:01.152	3	1	6:15.276	4:50.541	53.215	31.520	248.8	11:02:38.096
4		5:07.284	3:29.421	54.057	43.806	216.8	11:03:08.436	4	1	<del>2:00.592</del>	36.040	53.251	31.301	250.5	11:04:38.688
5		2:00.017	36.287	<b>52.446</b>	31.284	248.2	11:05:08.453	5	1	<b>2:00.155</b>	<b>35.950</b>	<b>52.905</b>	<b>31.300</b>	251.7	11:06:38.843
6		<b>1:59.797</b>	<b>35.990</b>	52.573	<b>31.234</b>	247.1	11:07:08.250	6	1	2:02.553	36.156	52.972	33.425	251.7	11:08:41.396
7		1:59.884	36.038	52.511	31.335	248.2	11:09:08.134	7	1	2:06.569 P	35.982	53.110	37.477	252.3	11:10:47.965
8		2:06.672 P	36.229	52.732	37.711	248.8	11:11:14.806								
9							17								
1 Davide Roda			Mercedes AMG GT3				1 Fran Rueda			McLaren 720 s					
AM			2				Antonelli MotorSport			PRO					
2			Antonelli MotorSport				2 Andrés Saravia			Teo Martín Motorsport					
Lap	D	Time	Sector 1	Sector 2	Sector 3	T. Spd	Elapsed	Lap	D	Time	Sector 1	Sector 2	Sector 3	T. Spd	Elapsed
1		<b>10:52:55.947</b>	10:51:26.266	<b>57.390</b>	<b>32.291</b>	241.0	10:52:55.947	1	2	10:56:28.257 P	10:54:35.496	1:00.520	52.241	199.6	10:56:28.257
2		<del>7:06.827</del>	<b>5:29.010</b>	58.491	38.326	196.7	11:00:01.774	2	2	6:07.245	4:41.138	52.942	33.165	221.7	11:02:35.502
							3	2	<b>1:57.941</b>	<b>35.351</b>	<b>51.818</b>	<b>30.772</b>	251.7	11:04:33.443	
							4	2	1:58.184	35.453	51.914	30.817	252.9	11:06:31.627	
							5	2	2:06.842	35.406	56.728	34.708	252.9	11:08:38.469	
							6	2	2:04.379 P	35.391	52.116	36.872	252.9	11:10:42.848	
10							19								
1 Miguel Ramos			Mercedes AMG GT3				1 Jiatong Liang			Lamborghini Huracan GT3 EVO					
PRO			2 Fabrizio Crestani				SPS Automotive Performance			PROAM					
2 Fabrizio Crestani			SPS Automotive Performance				2 Raffaele Giammaria			Raton Racing by Target					
Lap	D	Time	Sector 1	Sector 2	Sector 3	T. Spd	Elapsed	Lap	D	Time	Sector 1	Sector 2	Sector 3	T. Spd	Elapsed
1	1	10:53:28.962	10:51:52.647	58.453	37.862	216.0	10:53:28.962	1	1	10:53:42.284	10:52:16.320	53.670	32.294	244.3	10:53:42.284
2	1	2:17.981 P	39.413	55.692	42.876	221.3	10:55:46.943	2	1	2:15.975 P	36.481	52.681	46.813	247.7	10:55:58.259
3	1	6:55.114	5:23.565	55.007	36.542	213.4	11:02:42.057	3	1	6:21.256	4:52.658	55.208	33.390	246.0	11:02:19.515
4	1	2:00.340	36.512	52.471	31.357	246.5	11:04:42.397	4	1	<del>2:00.426</del>	36.220	<b>52.527</b>	31.379	247.7	11:04:19.641
5	1	<b>1:58.579</b>	<b>35.557</b>	51.948	<b>31.074</b>	249.4	11:06:40.976	5	1	2:04.242	36.397	55.093	32.752	248.8	11:06:23.883
6	1	1:58.990	35.768	<b>51.941</b>	31.281	248.2	11:08:39.966	6	1	<b>2:00.400</b>	<b>36.179</b>	52.877	31.344	248.8	11:08:24.283
7	1	1:58.783	35.634	51.975	31.174	250.0	11:10:38.749	7	1	2:00.424	36.362	52.731	<b>31.331</b>	249.4	11:10:24.707
8	1	2:17.358 P	37.289	54.790	45.279	247.1	11:12:56.107	8	1	2:29.089 P	42.727	1:01.641	44.721	181.5	11:12:53.796





**Silverstone**  
**International GT Open**  
**Qualifying - 1 Driver - 1**  
**Lap Analysis**



20							50									
1 Valentin Pierburg			Mercedes AMG GT3				1 John Hartshorne			Ferrari 488 GT3						
PROAM			2 Tom Onslow-Cole				SPS Automotive Performance			PROAM			2 Oliver Hancock			
Lap	D	Time	Sector 1	Sector 2	Sector 3	T. Spd	Elapsed	Lap	D	Time	Sector 1	Sector 2	Sector 3	T. Spd	Elapsed	
1	1	10:52:23.818	10:50:51.372	59.283	33.163	210.1	10:52:23.818	1	1	10:52:24.641	10:50:53.674	58.006	32.961	233.2	10:52:24.641	
2	1	2:01.633	37.083	52.649	31.901	247.7	10:54:25.451	2	1	2:05.438	38.465	54.858	32.115	248.2	10:54:30.079	
3	1	2:22.232 P	36.308	59.976	45.948	247.7	10:56:47.683	3	1	2:33.179 P	37.921	1:01.101	54.157	250.0	10:57:03.258	
4	1	5:22.259	3:54.879	55.644	31.736	244.8	11:02:09.942	4	1	6:06.912	4:29.280	54.735	42.897	247.1	11:03:10.170	
5	1	<del>4:59.736</del>	35.862	52.286	31.588	247.7	11:04:09.678	5	1	2:03.308	37.654	53.974	<b>31.680</b>	250.5	11:05:13.478	
6	1	1:59.850	36.042	<b>52.081</b>	31.727	247.7	11:06:09.528	6	1	2:02.850	37.136	53.964	31.750	250.5	11:07:16.328	
7	1	1:59.820	35.864	52.321	31.635	248.2	11:08:09.348	7	1	2:02.664	36.924	53.809	31.931	251.1	11:09:18.992	
8	1	<b>1:59.352</b>	<b>35.583</b>	52.333	<b>31.436</b>	248.2	11:10:08.700	8	1	<b>2:02.038</b>	<b>36.839</b>	<b>53.419</b>	31.780	251.1	11:11:21.030	
9	1	2:16.563 P	39.605	58.839	38.119	230.2	11:12:25.263	9	1	2:31.646 P	46.826	1:05.713	39.107	168.4	11:13:52.676	

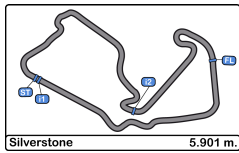
21							59									
1 Duncan Cameron			Ferrari 488 GT3				1 Martin Kodrić			McLaren 720 s						
PROAM			2 Matt Griffin				Spirit of Race			PRO			2 Henrique Chaves			
Lap	D	Time	Sector 1	Sector 2	Sector 3	T. Spd	Elapsed	Lap	D	Time	Sector 1	Sector 2	Sector 3	T. Spd	Elapsed	
1	1	10:54:17.188	10:52:39.621	1:00.671	36.896	201.8	10:54:17.188	1	1	10:54:05.044	10:52:35.962	57.603	31.479	216.4	10:54:05.044	
2	1	2:36.937 P	40.432	1:08.575	47.930	194.9	10:56:54.125	2	1	2:25.428 P	37.121	56.731	51.576	248.8	10:56:30.472	
3	1	6:26.933	4:55.829	56.349	34.755	208.0	11:03:21.058	3	1	6:45.421	5:08.071	57.979	39.371	248.2	11:03:15.893	
4	1	2:00.936	36.107	53.080	31.749	249.4	11:05:21.994	4	1	1:58.366	35.388	52.262	<b>30.716</b>	252.3	11:05:14.259	
5	1	2:01.558	36.110	53.434	32.014	248.8	11:07:23.552	5	1	2:06.861	36.665	57.137	33.059	253.5	11:07:21.120	
6	1	2:00.791	35.989	53.139	31.663	250.0	11:09:24.343	6	1	<b>1:58.314</b>	<b>35.245</b>	<b>51.916</b>	31.153	254.1	11:09:19.434	
7	1	<b>2:00.174</b>	<b>35.719</b>	<b>52.891</b>	<b>31.564</b>	250.5	11:11:24.517	7	1	2:12.275 P	36.741	55.339	40.195	251.1	11:11:31.709	
8	1	2:21.400 P	40.790	1:00.712	39.898	166.1	11:13:45.917									

27							63									
1 Nicola De Marco			Lamborghini Huracan GT3 EVO				1 Albert Costa			Lamborghini Huracan GT3 EVO						
PRO			2 Eliseo Martínez				Lazarus Racing			PRO			2 Giacomo Altoè			
Lap	D	Time	Sector 1	Sector 2	Sector 3	T. Spd	Elapsed	Lap	D	Time	Sector 1	Sector 2	Sector 3	T. Spd	Elapsed	
1	1	10:55:55.320 P	10:54:13.320	56.226	45.774	215.1	10:55:55.320	1	2	10:54:42.788	10:53:03.782	1:01.813	37.193	168.4	10:54:42.788	
2	1	6:21.814	4:55.426	54.689	31.699	244.3	11:02:17.134	2	2	3:09.778 P	35.397	1:27.136	1:07.245	250.5	10:57:52.566	
3	1	2:00.713	36.020	53.367	31.326	247.1	11:04:17.847	3	2	5:12.486	3:31.557	58.184	42.745	243.2	11:03:05.052	
4	1	<b>1:59.585</b>	<b>35.671</b>	52.751	<b>31.163</b>	248.8	11:06:17.432	4	2	1:57.648	35.331	<b>51.414</b>	30.903	246.0	11:05:02.700	
5	1	2:05.222	35.952	57.247	32.023	247.7	11:08:22.654	5	2	1:57.389	35.268	51.426	<b>30.695</b>	247.1	11:07:00.089	
6	1	1:59.920	36.057	<b>52.631</b>	31.232	247.1	11:10:22.574	6	2	2:06.384	35.001	59.765	31.618	248.2	11:09:06.473	
7	1	2:24.288 P	41.349	1:03.200	39.739	191.1	11:12:46.862	7	2	<b>1:57.213</b>	<b>34.990</b>	51.514	30.709	247.7	11:11:03.686	
								8	2	2:15.902 P	36.593	56.803	42.506	247.7	11:13:19.588	

33							66									
1 Russell Ward			Mercedes AMG GT3				1 Frederik Schandorff			Lamborghini Huracan GT3 EVO						
PROAM			2 Indy Dontje				HTP Motorsport / Winward Racing			PROAM			2 Tuomas Tujala			
Lap	D	Time	Sector 1	Sector 2	Sector 3	T. Spd	Elapsed	Lap	D	Time	Sector 1	Sector 2	Sector 3	T. Spd	Elapsed	
1	2	10:53:47.115	10:52:10.691	58.439	37.985	195.6	10:53:47.115	1	1	10:55:02.823	10:53:37.613	53.796	31.414	246.0	10:55:02.823	
2	2	2:23.524 P	38.594	53.370	51.560	246.0	10:56:10.639	2	1	2:52.619 P	35.623	1:09.397	1:07.599	248.8	10:57:55.442	
3	2	6:40.942	5:01.575	1:03.355	36.012	244.8	11:02:51.581	3	1	5:32.539	4:03.889	57.101	31.549	243.2	11:03:27.981	
4	2	1:59.810	36.085	52.460	31.265	248.8	11:04:51.391	4	1	1:58.296	35.381	<b>51.802</b>	31.113	248.8	11:05:26.277	
5	2	1:58.822	35.798	<b>51.959</b>	31.065	250.0	11:06:50.213	5	1	2:06.693	37.434	56.935	32.324	247.7	11:07:32.970	
6	2	<b>1:58.669</b>	<b>35.584</b>	52.015	31.070	250.0	11:08:48.882	6	1	1:58.218	35.334	51.903	30.981	250.0	11:09:31.188	
7	2	1:58.775	35.624	52.118	<b>31.033</b>	251.1	11:10:47.657	7	1	<b>1:57.961</b>	<b>35.261</b>	51.842	<b>30.858</b>	250.5	11:11:29.149	
8	2	2:11.572 P	38.548	54.975	38.049	225.4	11:12:59.229	8	1	2:12.153 P	37.601	56.068	38.484	211.7	11:13:41.302	

96							
1 Oliver Wilkinson			Aston Martin GT3 AMR MY2019				
PRO			2 Darren Turner				
Lap	D	Time	Sector 1	Sector 2	Sector 3	T. Spd	Elapsed
1	1	10:53:38.374	10:51:55.126	1:04.377	38.871	189.4	10:53:38.374
2	1	2:10.863 P	36.075	52.802	41.986	250.5	10:55:49.237
3	1	6:40.732	5:11.150	57.496	32.086	223.1	11:02:29.969
4	1	1:59.582	35.878	52.562	31.142	250.0	11:04:29.551
5	1	1:59.266	<b>35.640</b>	52.486	31.140	251.1	11:06:28.817
6	1	2:06.511	35.709	53.935	36.867	250.5	11:08:35.328
7	1	<b>1:59.150</b>	35.889	<b>52.249</b>	<b>31.012</b>	251.7	11:10:34.478
8	1	2:23.874 P	41.859	59.074	42.941	224.5	11:12:58.352





**Silverstone**  
**International GT Open**  
**Qualifying - 1 Driver - 1**  
**Lap Analysis**

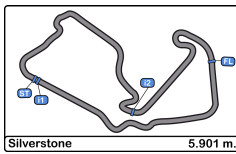


**99**                      1 Manuel Da Costa                      Mercedes AMG GT3

AM                      2 Miguel Sardinha                      Sports and You

Lap	D	Time	Sector 1	Sector 2	Sector 3	T. Spd	Elapsed
1	1	10:53:06.986	10:51:38.220	55.609	33.157	243.7	10:53:06.986
2	1	2:00.682	36.554	52.852	31.276	249.4	10:55:07.668
3	1	2:55.388 P	36.456	1:06.753	1:12.179	219.5	10:58:03.056
4	1	4:42.035	3:13.579	55.190	33.266	245.4	11:02:45.091
5	1	1:59.974	36.132	52.519	31.323	250.5	11:04:45.065
6	1	1:59.948	<u>36.108</u>	52.661	<u>31.179</u>	250.5	11:06:45.013
7	1	2:00.244	36.293	52.569	31.382	250.5	11:08:45.257
8	1	<u>1:59.596</u>	36.179	<u>52.182</u>	31.235	250.5	11:10:44.853
9	1	2:32.077 P	42.541	1:03.683	45.853	204.9	11:13:16.930



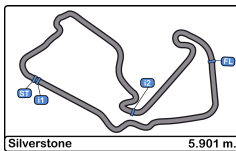


**Silverstone**  
**International GT Open**  
**Qualifying - 1 Driver - 1**  
**Best Sectors Results**



Sector - 1				Sector - 2				Sector - 3				Ideal Lap vs Best Lap				
Clas	Nº	Driver	Time	Nº	Driver	Time	Nº	Driver	Time	Clas	Nº	Driver	Ideal Lap	Best Lap	Clas	
1	14	Norbert Siedler	34.746	63	Giacomo Altoè	51.414	63	Giacomo Altoè	30.695	1	63	Giacomo Altoè	1:57.099	1:57.213	1	
2	63	Giacomo Altoè	34.990	14	Norbert Siedler	51.583	59	Martin Kodrić	30.716	2	14	Norbert Siedler	1:57.144	1:58.067	4	
3	59	Martin Kodrić	35.245	66	Frederik Schandorff	51.802	17	Andrés Saravia	30.772	3	59	Martin Kodrić	1:57.877	1:58.314	5	
4	66	Frederik Schandorff	35.261	17	Andrés Saravia	51.818	14	Norbert Siedler	30.815	4	66	Frederik Schandorff	1:57.921	1:57.961	3	
5	17	Andrés Saravia	35.351	6	Loris Spinelli	51.818	66	Frederik Schandorff	30.858	5	17	Andrés Saravia	1:57.941	1:57.941	2	
6	3	Richard Gonda	35.366	59	Martin Kodrić	51.916	6	Loris Spinelli	30.981	6	6	Loris Spinelli	1:58.424	1:58.500	6	
7	12	Najiy Razak	35.446	10	Miguel Ramos	51.941	96	Oliver Wilkinson	31.012	7	3	Richard Gonda	1:58.554	1:58.868	9	
8	10	Miguel Ramos	35.557	33	Indy Dontje	51.959	33	Indy Dontje	31.033	8	10	Miguel Ramos	1:58.572	1:58.579	7	
9	20	Valentin Pierburg	35.583	3	Richard Gonda	52.043	10	Miguel Ramos	31.074	9	33	Indy Dontje	1:58.576	1:58.669	8	
10	33	Indy Dontje	35.584	20	Valentin Pierburg	52.081	3	Richard Gonda	31.145	10	96	Oliver Wilkinson	1:58.901	1:59.150	10	
11	6	Loris Spinelli	35.625	99	Manuel Da Costa	52.182	27	Nicola De Marco	31.163	11	20	Valentin Pierburg	1:59.100	1:59.352	12	
12	96	Oliver Wilkinson	35.640	96	Oliver Wilkinson	52.249	99	Manuel Da Costa	31.179	12	12	Najiy Razak	1:59.142	1:59.151	11	
13	27	Nicola De Marco	35.671	8	Giuseppe Cipriani	52.446	12	Najiy Razak	31.200	13	27	Nicola De Marco	1:59.465	1:59.585	13	
14	21	Duncan Cameron	35.719	12	Najiy Razak	52.496	8	Giuseppe Cipriani	31.234	14	99	Manuel Da Costa	1:59.469	1:59.596	14	
15	16	Marcelo Hahn	35.950	19	Jiatong Liang	52.527	16	Marcelo Hahn	31.300	15	8	Giuseppe Cipriani	1:59.670	1:59.797	15	
16	8	Giuseppe Cipriani	35.990	27	Nicola De Marco	52.631	19	Jiatong Liang	31.331	16	19	Jiatong Liang	2:00.037	2:00.400	18	
17	99	Manuel Da Costa	36.108	21	Duncan Cameron	52.891	20	Valentin Pierburg	31.436	17	16	Marcelo Hahn	2:00.155	2:00.155	16	
18	19	Jiatong Liang	36.179	16	Marcelo Hahn	52.905	21	Duncan Cameron	31.564	18	21	Duncan Cameron	2:00.174	2:00.174	17	
19	50	John Hartshorne	36.839	50	John Hartshorne	53.419	50	John Hartshorne	31.680	19	50	John Hartshorne	2:01.938	2:02.038	19	
20	9	Davide Roda	5:29.010	9	Davide Roda	57.390	9	Davide Roda	32.291	20	9	Davide Roda	6:58.691	Transpo	20	



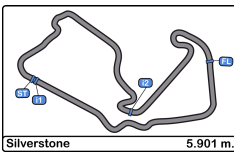


**Silverstone**  
**International GT Open**  
**Qualifying - 1 Driver - 1**  
**Best 5 Lap Times**



Cl	Nº	Entrant/Team	Nat	Driver 1	Nat	Status	Driver 2	Nat	Status	Vehicle	Cat	Cl	Best 1		Best 2		Best 3		Best 4		Best 5	
													Time	Lap	Time	Lap	Time	Lap	Time	Lap	Time	Lap
1	63	Emil Frey Racing	CH	Albert Costa	ES		Giacomo Altoè	IT		Lamborghini Huracan GT3 EVO	PRO	1	1:57.213	7	1:57.389	5	1:57.648	4	2:06.384	6	2:15.902	8
2	17	Teo Martín Motorsport	ES	Fran Rueda	ES		Andrés Saravia	ES		McLaren 720 s	PRO	2	1:57.941	3	1:58.184	4	2:04.379	6	2:06.842	5	6:07.245	2
3	66	Vincenzo Sospiri Racing	IT	Frederik Schandorff	DK		Tuomas Tujula	FI		Lamborghini Huracan GT3 EVO	PROAM	1	1:57.961	7	1:58.218	6	1:58.296	4	2:06.693	5	2:12.153	8
4	14	Emil Frey Racing	CH	Norbert Siedler	AT		Mikaël Grenier	CA		Lamborghini Huracan GT3 EVO	PRO	3	1:58.067	4	2:04.425	6	6:46.239	3				
5	59	Teo Martín Motorsport	ES	Martin Kodrić	HR		Henrique Chaves	PT		McLaren 720 s	PRO	4	1:58.314	6	1:58.366	4	2:06.861	5	2:12.275	7	6:45.421	3
6	6	Antonelli MotorSport	IT	Daniel Zampieri	IT		Loris Spinelli	IT		Mercedes AMG GT3	PRO	5	1:58.500	4	1:59.001	3	1:59.007	6	2:03.379	5	2:09.539	7
7	10	SPS Automotive Performance	DE	Miguel Ramos	PT		Fabrizio Crestani	IT		Mercedes AMG GT3	PRO	6	1:58.579	5	1:58.783	7	1:58.990	6	2:00.340	4	2:17.358	8
8	33	HTP Motorsport / Winward Racing	DE	Russell Ward	US		Indy Dontje	NL		Mercedes AMG GT3	PROAM	2	1:58.669	6	1:58.775	7	1:58.822	5	1:59.810	4	2:11.572	8
9	3	Senkyr Motorsport	CZ	Beitske Visser	NL		Richard Gonda	SK		BMW M6 GT3	PRO	7	1:58.868	4	1:58.876	6	1:58.973	5	2:24.830	8	6:17.098	3
10	96	Optimum Motorsport	GB	Oliver Wilkinson	GB		Darren Turner	GB		Aston Martin GT3 AMR MY2019	PRO	8	1:59.150	7	1:59.266	5	1:59.582	4	2:06.511	6	2:23.874	8
11	12	Ombra Racing	IT	Federico Leo	IT		Najiy Razak	MY		Lamborghini Huracan GT3 EVO	PRO	9	1:59.151	6	1:59.773	5	2:01.243	2	2:10.337	7	4:20.951	4
12	20	SPS Automotive Performance	DE	Valentin Pierburg	DE		Tom Onslow-Cole	GB		Mercedes AMG GT3	PROAM	3	1:59.352	8	1:59.820	7	1:59.850	6	2:01.633	2	2:16.563	9
13	27	Lazarus Racing	IT	Nicola De Marco	IT		Eliseo Martínez	ES		Lamborghini Huracan GT3 EVO	PRO	10	1:59.585	4	1:59.920	6	2:00.713	3	2:05.222	5	2:24.288	7
14	99	Sports and You	PT	Manuel Da Costa	PT		Miguel Sardinha	PT		Mercedes AMG GT3	AM	1	1:59.596	8	1:59.948	6	1:59.974	5	2:00.244	7	2:00.682	2
15	8	Antonelli MotorSport	IT	Giuseppe Cipriani	IT					Mercedes AMG GT3	AM	2	1:59.797	6	1:59.884	7	2:00.017	5	2:01.015	2	2:06.672	8
16	16	Teo Martín Motorsport	ES	Marcelo Hahn	BR		Allam Khodair	BR		McLaren 720 s	PROAM	4	2:00.155	5	2:02.553	6	2:06.569	7	6:15.276	3		
17	21	Spirit of Race	IT	Duncan Cameron	GB		Matt Griffin	IRL		Ferrari 488 GT3	PROAM	5	2:00.174	7	2:00.791	6	2:00.936	4	2:01.558	5	2:21.400	8
18	19	Raton Racing by Target	IT	Jiatong Liang	CN		Raffaele Giammaria	IT		Lamborghini Huracan GT3 EVO	PROAM	6	2:00.400	6	2:00.424	7	2:04.242	5	2:29.089	8	6:21.256	3
19	50	Kessel Racing	CH	John Hartshorne	GB		Oliver Hancock	GB		Ferrari 488 GT3	PROAM	7	2:02.038	8	2:02.664	7	2:02.850	6	2:03.308	5	2:05.438	2
20	9	Antonelli MotorSport	IT	Davide Roda	IT					Mercedes AMG GT3	AM	3										





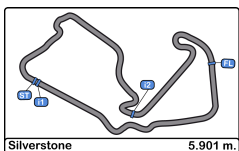
**Silverstone**  
**International GT Open**  
**Qualifying - 1 Driver - 1**  
**Best 5 Top Speeds**



Cl	Nº	Entrant/Team	Nat	Driver 1	Nat	Driver 2	Nat	Vehicle	Cat	Cl	Top 1		Top 2		Top 3		Top 4		Top 5		
											Km/h	Lap	Km/h	Lap	Km/h	Lap	Km/h	Lap	Km/h	Lap	Km/h
1	59	Teo Martín Motorsport	ESP	<b>Martin Kodrić</b>	HRV	Henrique Chaves	PRY	McLaren 720 s	PRO	1	254.1	6	253.5	5	252.3	4	251.1	7	248.8	2	251.9
2	17	Teo Martín Motorsport	ESP	Fran Rueda	ESP	<b>Andrés Saravia</b>	GTN	McLaren 720 s	PRO	2	252.9	4	252.9	5	252.9	6	251.7	3	221.7	2	246.4
3	16	Teo Martín Motorsport	ESP	<b>Marcelo Hahn</b>	BRA	Allam Khodair	BRA	McLaren 720 s	PROAM	1	252.3	7	251.7	5	251.7	6	250.5	2	250.5	4	251.3
4	96	Optimum Motorsport	GBR	<b>Oliver Wilkinson</b>	GBR	Darren Turner	GBR	Aston Martin GT3 AMR MY2019	PRO	3	251.7	7	251.1	5	250.5	2	250.5	6	250.0	4	250.8
5	12	Ombra Racing	ITA	Federico Leo	ITA	<b>Najiy Razak</b>	MYA	Lamborghini Huracan GT3 EVO	PRO	4	251.1	6	249.4	5	248.8	2	247.7	4	237.8	7	247.0
6	33	HTP Motorsport / Winward Racing	DEU	Russell Ward	USA	<b>Indy Dontje</b>	NLD	Mercedes AMG GT3	PROAM	2	251.1	7	250.0	5	250.0	6	248.8	4	246.0	2	249.2
7	50	Kessel Racing	CHE	<b>John Hartshorne</b>	GBR	Oliver Hancock	GBR	Ferrari 488 GT3	PROAM	3	251.1	7	251.1	8	250.5	5	250.5	6	250.0	3	250.6
8	3	Senkyr Motorsport	CZE	Beitske Visser	NLD	<b>Richard Gonda</b>	SVK	BMW M6 GT3	PRO	5	250.5	7	249.4	5	249.4	6	247.1	4	246.0	2	248.5
9	21	Spirit of Race	ITA	<b>Duncan Cameron</b>	GBR	Matt Griffin	IRL	Ferrari 488 GT3	PROAM	4	250.5	7	250.0	6	249.4	4	248.8	5	208.0	3	241.3
10	63	Emil Frey Racing	CHE	Albert Costa	ESP	<b>Giacomo Altoè</b>	ITA	Lamborghini Huracan GT3 EVO	PRO	6	250.5	2	248.2	6	247.7	7	247.7	8	247.1	5	248.2
11	66	Vincenzo Sospiri Racing	ITA	<b>Frederik Schandorff</b>	DNK	Tuomas Tujula	FIN	Lamborghini Huracan GT3 EVO	PROAM	5	250.5	7	250.0	6	248.8	2	248.8	4	247.7	5	249.1
12	99	Sports and You	PRT	<b>Manuel Da Costa</b>	PRT	Miguel Sardinha	PRT	Mercedes AMG GT3	AM	1	250.5	5	250.5	6	250.5	7	250.5	8	249.4	2	250.3
13	6	Antonelli MotorSport	ITA	Daniel Zampieri	ITA	<b>Loris Spinelli</b>	ITA	Mercedes AMG GT3	PRO	7	250.0	4	250.0	7	249.4	6	248.2	5	246.5	3	248.8
14	10	SPS Automotive Performance	DEU	<b>Miguel Ramos</b>	PRT	Fabrizio Crestani	ITA	Mercedes AMG GT3	PRO	8	250.0	7	249.4	5	248.2	6	247.1	8	246.5	4	248.2
15	14	Emil Frey Racing	CHE	<b>Norbert Siedler</b>	AUT	Mikaël Grenier	CAN	Lamborghini Huracan GT3 EVO	PRO	9	250.0	4	250.0	6	248.2	5	247.1	2	241.6	1	247.4
16	19	Raton Racing by Target	ITA	<b>Jiatong Liang</b>	CHN	Raffaele Giammaria	ITA	Lamborghini Huracan GT3 EVO	PROAM	6	249.4	7	248.8	5	248.8	6	247.7	2	247.7	4	248.5
17	8	Antonelli MotorSport	ITA	Giuseppe Cipriani	ITA			Mercedes AMG GT3	AM	2	248.8	8	248.2	5	248.2	7	247.1	6	246.5	2	247.8
18	27	Lazarus Racing	ITA	<b>Nicola De Marco</b>	ITA	Eliseo Martínez	ESP	Lamborghini Huracan GT3 EVO	PRO	10	248.8	4	247.7	5	247.1	3	247.1	6	244.3	2	247.0
19	20	SPS Automotive Performance	DEU	<b>Valentin Pierburg</b>	DEU	Tom Onslow-Cole	GBR	Mercedes AMG GT3	PROAM	7	248.2	7	248.2	8	247.7	2	247.7	3	247.7	5	247.9
20	9	Antonelli MotorSport	ITA	Davide Roda	ITA			Mercedes AMG GT3	AM	3	241.0	1	196.7	2							218.8





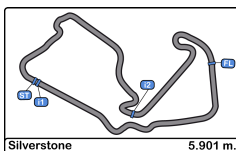


**Silverstone**  
**International GT Open**  
**Qualifying - 1 Driver - 1**  
**Fastest Laps Sequence**



Lap	Time of Day	Session Time	Nº	Entrant/Team	Nat	Driver 1	Nat	Driver 2	Nat	Vehicle	Cat	Time	Km/h
2	10:54:25.451	4:25.451	20	SPS Automotive Performance		<u>Valentin Pierburg</u>		Tom Onslow-Cole		Mercedes AMG GT3	PROAM	<b>2:01.633</b>	174.6
2	10:55:06.140	5:06.140	8	Antonelli MotorSport		Giuseppe Cipriani				Mercedes AMG GT3	AM	<b>2:01.015</b>	175.5
2	10:55:07.668	5:07.668	99	Sports and You		<u>Manuel Da Costa</u>		Miguel Sardinha		Mercedes AMG GT3	AM	<b>2:00.682</b>	176.0
3	11:04:11.919	14:11.919	6	Antonelli MotorSport		Daniel Zampieri		<u>Loris Spinelli</u>		Mercedes AMG GT3	PRO	<b>1:59.001</b>	178.5
3	11:04:33.443	14:33.443	17	Teo Martín Motorsport		Fran Rueda		<u>Andrés Saravia</u>		McLaren 720 s	PRO	<b>1:57.941</b>	180.1
4	11:05:02.700	15:02.700	63	Emil Frey Racing		Albert Costa		<u>Giacomo Altoè</u>		Lamborghini Huracan GT3 EVO	PRO	<b>1:57.648</b>	180.5
5	11:07:00.089	17:00.089	63	Emil Frey Racing		Albert Costa		<u>Giacomo Altoè</u>		Lamborghini Huracan GT3 EVO	PRO	<b>1:57.389</b>	180.9
7	11:11:03.686	21:03.686	63	Emil Frey Racing		Albert Costa		<u>Giacomo Altoè</u>		Lamborghini Huracan GT3 EVO	PRO	<b>1:57.213</b>	181.2



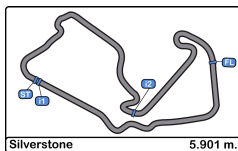


**Silverstone**  
**International GT Open**  
**Qualifying - 1 Driver - 1**  
**Event Best Maximum Speed**



Nº	Entrant/Team	Nat	Driver 1	Nat	Driver 2	Nat	Vehicle	Cat	Km/h	Session
59	Teo Martín Motorsport	ESP	Martin Kodrić	HRV	Henrique Chaves	PRT	McLaren 720 s	PRO	254.1	Qualifying - 1 Driver - 1
17	Teo Martín Motorsport	ESP	Fran Rueda	ESP	Andrés Saravia	GTM	McLaren 720 s	PRO	252.9	Qualifying - 1 Driver - 1
16	Teo Martín Motorsport	ESP	Marcelo Hahn	BRA	Allam Khodair	BRA	McLaren 720 s	PROAM	252.3	Qualifying - 1 Driver - 1
96	Optimum Motorsport	GBR	Oliver Wilkinson	GBR	Darren Turner	GBR	Aston Martin GT3 AMR MY2019	PRO	251.7	Qualifying - 1 Driver - 1
12	Ombra Racing	ITA	Federico Leo	ITA	Najiy Razak	MYS	Lamborghini Huracan GT3 EVO	PRO	251.1	Qualifying - 1 Driver - 1
50	Kessel Racing	CHE	John Hartshorne	GBR	Oliver Hancock	GBR	Ferrari 488 GT3	PROAM	251.1	Qualifying - 1 Driver - 1
33	HTP Motorsport / Winward Racing	DEU	Russell Ward	USA	Indy Dontje	NLD	Mercedes AMG GT3	PROAM	251.1	Qualifying - 1 Driver - 1
63	Emil Frey Racing	CHE	Albert Costa	ESP	Giacomo Altoè	ITA	Lamborghini Huracan GT3 EVO	PRO	250.5	Qualifying - 1 Driver - 1
99	Sports and You	PRT	Manuel Da Costa	PRT	Miguel Sardinha	PRT	Mercedes AMG GT3	AM	250.5	Qualifying - 1 Driver - 1
3	Senkyr Motorsport	CZE	Beitske Visser	NLD	Richard Gonda	SVK	BMW M6 GT3	PRO	250.5	Qualifying - 1 Driver - 1
21	Spirit of Race	ITA	Duncan Cameron	GBR	Matt Griffin	IRL	Ferrari 488 GT3	PROAM	250.5	Qualifying - 1 Driver - 1
66	Vincenzo Sospiri Racing	ITA	Frederik Schandorff	DNK	Tuomas Tujula	FIN	Lamborghini Huracan GT3 EVO	PROAM	250.5	Qualifying - 1 Driver - 1
14	Emil Frey Racing	CHE	Norbert Siedler	AUT	Mikaël Grenier	CAN	Lamborghini Huracan GT3 EVO	PRO	250.0	Qualifying - 1 Driver - 1
6	Antonelli MotorSport	ITA	Daniel Zampieri	ITA	Loris Spinelli	ITA	Mercedes AMG GT3	PRO	250.0	Qualifying - 1 Driver - 1
10	SPS Automotive Performance	DEU	Miguel Ramos	PRT	Fabrizio Crestani	ITA	Mercedes AMG GT3	PRO	250.0	Qualifying - 1 Driver - 1
19	Raton Racing by Target	ITA	Jiatong Liang	CHN	Raffaele Giammaria	ITA	Lamborghini Huracan GT3 EVO	PROAM	249.4	Qualifying - 1 Driver - 1
9	Antonelli MotorSport	ITA	Davide Roda	ITA			Mercedes AMG GT3	AM	248.8	Free Practice - 3 - bronze drivers
27	Lazarus Racing	ITA	Nicola De Marco	ITA	Eliseo Martínez	ESP	Lamborghini Huracan GT3 EVO	PRO	248.8	Qualifying - 1 Driver - 1
8	Antonelli MotorSport	ITA	Giuseppe Cipriani	ITA			Mercedes AMG GT3	AM	248.8	Qualifying - 1 Driver - 1
20	SPS Automotive Performance	DEU	Valentin Pierburg	DEU	Tom Onslow-Cole	GBR	Mercedes AMG GT3	PROAM	248.2	Qualifying - 1 Driver - 1





# Silverstone International GT Open Qualifying - 1 Driver - 1 Pit Stop Analysis



**3** Beitske Visser PRO Senkyr Motorsport  
Richard Gonda BMW M6 GT3

Nr.	In Day Time	In Time	Out Time	Pit Time	T. Pit Time	Handicap	Penalty
1	10:56:38.780	10:56:38.780	11:00:47.248	4:08.468	4:08.468		

**6** Daniel Zampieri PRO Antonelli MotorSport  
Loris Spinelli Mercedes AMG GT3

Nr.	In Day Time	In Time	Out Time	Pit Time	T. Pit Time	Handicap	Penalty
1	10:56:22.578	10:56:22.578	11:00:10.148	3:47.570	3:47.570		

**8** Giuseppe Cipriani AM Antonelli MotorSport  
Mercedes AMG GT3

Nr.	In Day Time	In Time	Out Time	Pit Time	T. Pit Time	Handicap	Penalty
1	10:57:58.743	10:57:58.743	11:00:54.294	2:55.551	2:55.551		

**10** Miguel Ramos PRO SPS Automotive Performance  
Fabrizio Crestani Mercedes AMG GT3

Nr.	In Day Time	In Time	Out Time	Pit Time	T. Pit Time	Handicap	Penalty
1	10:55:44.576	10:55:44.576	11:00:32.115	4:47.539	4:47.539		

**12** Federico Leo PRO Ombra Racing  
Najiy Razak Lamborghini Huracan GT3 EVO

Nr.	In Day Time	In Time	Out Time	Pit Time	T. Pit Time	Handicap	Penalty
1	10:58:01.806	10:58:01.806	11:00:22.031	2:20.225	2:20.225		

**14** Norbert Siedler PRO Emil Frey Racing  
Mikaël Grenier Lamborghini Huracan GT3 EVO

Nr.	In Day Time	In Time	Out Time	Pit Time	T. Pit Time	Handicap	Penalty
1	10:57:14.835	10:57:14.835	11:02:01.126	4:46.291	4:46.291		

**16** Marcelo Hahn PROAM Teo Martín Motorsport  
Allam Khodair McLaren 720 s

Nr.	In Day Time	In Time	Out Time	Pit Time	T. Pit Time	Handicap	Penalty
1	10:56:20.196	10:56:20.196	11:00:38.460	4:18.264	4:18.264		

**17** Fran Rueda PRO Teo Martín Motorsport  
Andrés Saravia McLaren 720 s

Nr.	In Day Time	In Time	Out Time	Pit Time	T. Pit Time	Handicap	Penalty
1	10:56:25.488	10:56:25.488	11:00:35.056	4:09.568	4:09.568		

**19** Jiatong Liang PROAM Raton Racing by Target  
Raffaele Giammaria Lamborghini Huracan GT3 EVO

Nr.	In Day Time	In Time	Out Time	Pit Time	T. Pit Time	Handicap	Penalty
1	10:55:55.810	10:55:55.810	11:00:15.428	4:19.618	4:19.618		

**20** Valentin Pierburg PROAM SPS Automotive Performance  
Tom Onslow-Cole Mercedes AMG GT3

Nr.	In Day Time	In Time	Out Time	Pit Time	T. Pit Time	Handicap	Penalty
1	10:56:45.815	10:56:45.815	11:00:07.038	3:21.223	3:21.223		

**21** Duncan Cameron PROAM Spirit of Race  
Matt Griffin Ferrari 488 GT3

Nr.	In Day Time	In Time	Out Time	Pit Time	T. Pit Time	Handicap	Penalty
1	10:56:52.218	10:56:52.218	11:01:11.332	4:19.114	4:19.114		

**27** Nicola De Marco PRO Lazarus Racing  
Eliseo Martínez Lamborghini Huracan GT3 EVO

Nr.	In Day Time	In Time	Out Time	Pit Time	T. Pit Time	Handicap	Penalty
1	10:55:53.219	10:55:53.219	11:00:14.467	4:21.248	4:21.248		

**33** Russell Ward PROAM HTP Motorsport / Winward Racing  
Indy Dontje Mercedes AMG GT3

Nr.	In Day Time	In Time	Out Time	Pit Time	T. Pit Time	Handicap	Penalty
1	10:56:08.566	10:56:08.566	11:00:36.019	4:27.453	4:27.453		

**50** John Hartshorne PROAM Kessel Racing  
Oliver Hancock Ferrari 488 GT3

Nr.	In Day Time	In Time	Out Time	Pit Time	T. Pit Time	Handicap	Penalty
1	10:57:01.017	10:57:01.017	11:00:55.656	3:54.639	3:54.639		

**59** Martin Kodrić PRO Teo Martín Motorsport  
Henrique Chaves McLaren 720 s

Nr.	In Day Time	In Time	Out Time	Pit Time	T. Pit Time	Handicap	Penalty
1	10:56:27.892	10:56:27.892	11:01:01.695	4:33.803	4:33.803		

**63** Albert Costa PRO Emil Frey Racing  
Giacomo Altoè Lamborghini Huracan GT3 EVO

Nr.	In Day Time	In Time	Out Time	Pit Time	T. Pit Time	Handicap	Penalty
1	10:57:50.682	10:57:50.682	11:00:49.691	2:59.009	2:59.009		

**66** Frederik Schandorff PROAM Vincenzo Sospiri Racing  
Tuomas Tujula Lamborghini Huracan GT3 EVO

Nr.	In Day Time	In Time	Out Time	Pit Time	T. Pit Time	Handicap	Penalty
1	10:57:53.335	10:57:53.335	11:01:24.678	3:31.343	3:31.343		

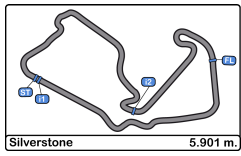
**96** Oliver Wilkinson PRO Optimum Motorsport  
Darren Turner Aston Martin GT3 AMR MY2019

Nr.	In Day Time	In Time	Out Time	Pit Time	T. Pit Time	Handicap	Penalty
1	10:55:46.785	10:55:46.785	11:00:23.928	4:37.143	4:37.143		

**99** Manuel Da Costa AM Sports and You  
Miguel Sardinha Mercedes AMG GT3

Nr.	In Day Time	In Time	Out Time	Pit Time	T. Pit Time	Handicap	Penalty
1	10:58:00.480	10:58:00.480	11:00:41.015	2:40.535	2:40.535		

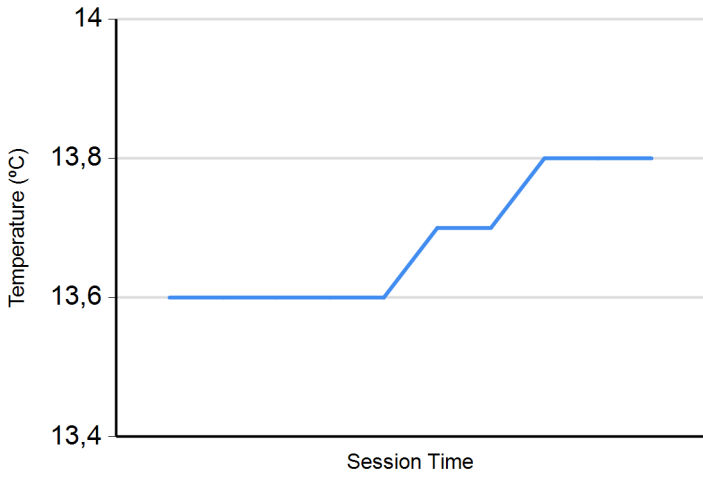




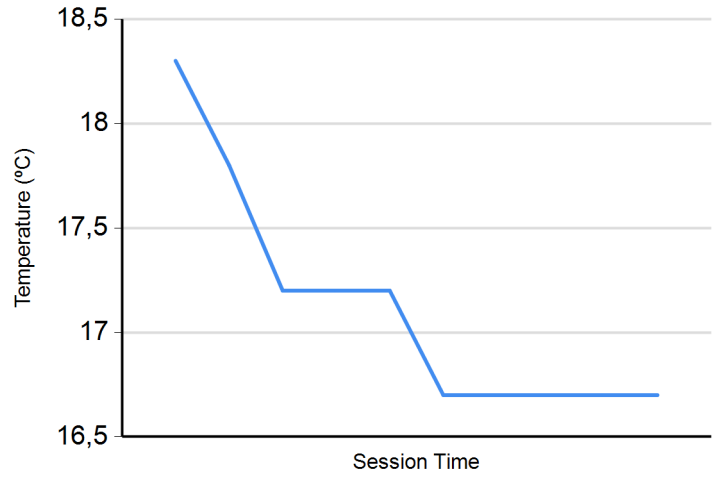
**Silverstone**  
**International GT Open**  
**Qualifying - 1 Driver - 1**  
**Weather Report**



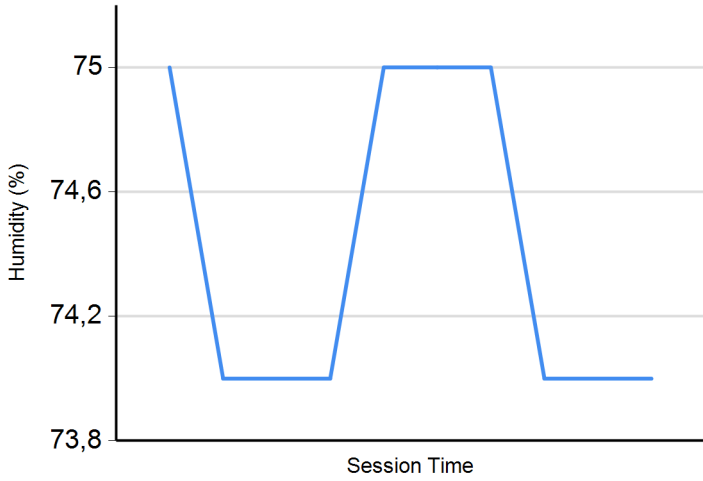
**Air Temperature**



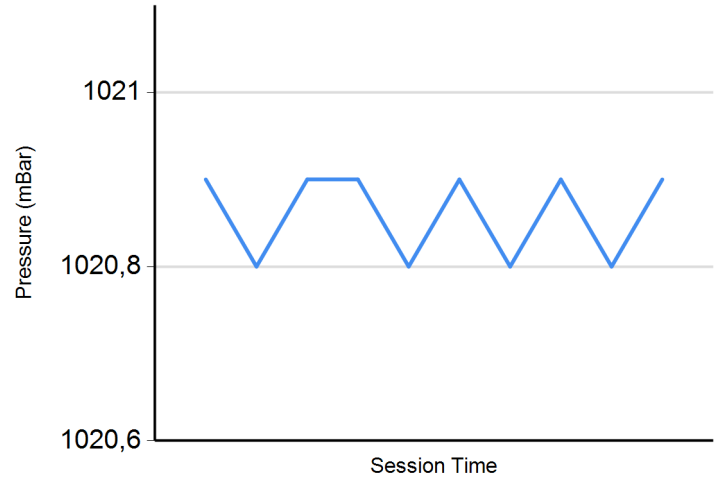
**Track Temperature**



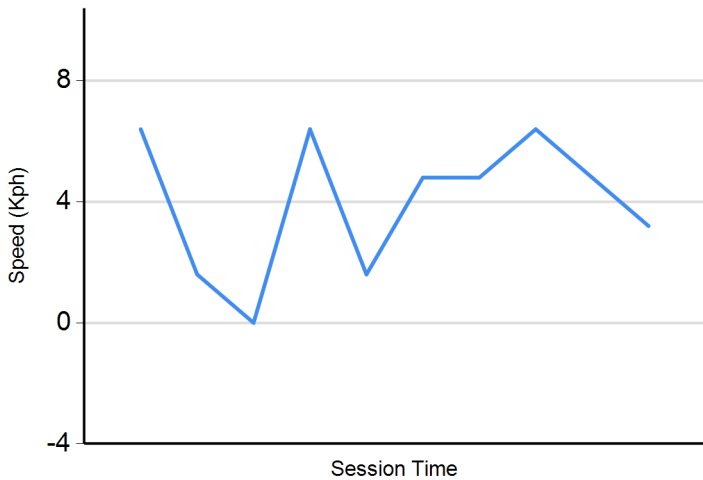
**Humidity**



**Pressure**



**Wind Speed**



**Wind direction**

North = 0°/360° Est = 90° South = 180° West = 270°

