

Silverstone
International GT Open
Race - 2
Provisional Results



Cls	Nº	Entrant/Team	Nat	Driver 1	Nat	Driver 2	Nat	Vehicle	Cat	Cl	Laps	Total Time	Gap	Interval	Km/h	Best	Time	Km/h	
1	63	Emil Frey Racing	CHE	Albert Costa	ESP	Giacomo Altoè	ITA	Lamborghini Huracan GT3 EVO	PRO	1	30	1:00:48.888			174.6	4	1:58.362	179.4	
2	17	Teo Martín Motorsport	ESP	Fran Rueda	ESP	Andrés Saravia	GTM	McLaren 720 s	PRO	2	30	1:00:49.529	0.641	0.641	174.6	19	1:58.639	179.0	
3	14	Emil Frey Racing	CHE	Norbert Siedler	AUT	Mikaël Grenier	CAN	Lamborghini Huracan GT3 EVO	PRO	3	30	1:01:05.716	16.828	16.187	173.8	15	1:58.165	179.7	
4	3	Senkyr Motorsport	CZE	Beitske Visser	NLD	Richard Gonda	SVK	BMW M6 GT3	PRO	4	30	1:01:11.917	23.029	6.201	173.5	28	1:59.164	178.2	
5	10	SPS Automotive Performance	DEU	Miguel Ramos	PRT	Fabrizio Crestani	ITA	Mercedes AMG GT3	PRO	5	30	1:01:14.888	26.000	2.971	173.4	15	1:58.621	179.0	
6	59	Teo Martín Motorsport	ESP	Martin Kodrić	HRV	Henrique Chaves	PRT	McLaren 720 s	PRO	6	30	1:01:15.882	26.994	0.994	173.3	15	1:58.370	179.4	
7	96	Optimum Motorsport	GBR	Oliver Wilkinson	GBR	Darren Turner	GBR	Aston Martin GT3 AMR MY2019	PRO	7	30	1:01:16.565	27.677	0.683	173.3	16	1:58.852	178.7	
8	6	Antonelli MotorSport	ITA	Daniel Zampieri	ITA	Loris Spinelli	ITA	Mercedes AMG GT3	PRO	8	30	1:01:16.803	27.915	0.238	173.3	22	1:58.383	179.4	
9	66	Vincenzo Sospiri Racing	ITA	Frederik Schandorff	DNK	Tuomas Tujula	FIN	Lamborghini Huracan GT3 EVO	PROAM	1	30	1:01:17.515	28.627	0.712	173.2	21	1:58.951	178.5	
10	21	Spirit of Race	ITA	Duncan Cameron	GBR	Matt Griffin	IRL	Ferrari 488 GT3	PROAM	2	30	1:01:20.465	31.577	2.950	173.1	12	1:58.680	178.9	
11	27	Lazarus Racing	ITA	Nicola De Marco	ITA	Eliseo Martínez	ESP	Lamborghini Huracan GT3 EVO	PRO	9	30	1:01:38.419	49.531	17.954	172.3	25	1:59.634	177.5	
12	20	SPS Automotive Performance	DEU	Valentin Pierburg	DEU	Tom Onslow-Cole	GBR	Mercedes AMG GT3	PROAM	3	30	1:02:03.712	1:14.824	25.293	171.1	14	1:58.953	178.5	
13	19	Raton Racing by Target	ITA	Jiatong Liang	CHN	Raffaele Giammaria	ITA	Lamborghini Huracan GT3 EVO	PROAM	4	30	1:02:25.389	1:36.501	21.677	170.1	12	1:59.894	177.1	
14	50	Kessel Racing	CHE	John Hartshorne	GBR	Oliver Hancock	GBR	Ferrari 488 GT3	PROAM	5	29	1:00:54.667	1 Lap	1 Lap	168.5	11	1:59.323	178.0	
15	99	Sports and You	PRT	Manuel Da Costa	PRT	Miguel Sardinha	PRT	Mercedes AMG GT3	AM	1	29	1:01:11.150	1 Lap	16.483	167.8	20	2:00.866	175.7	
Not classified: (Requirements: 75% of number laps of leader = 23 Laps)																			
8		Antonelli MotorSport	ITA	Giuseppe Cipriani	ITA			Mercedes AMG GT3	AM	2	16	34:52.234	14 Laps	13 Laps	162.4	15	2:00.540	176.2	
12		Ombra Racing	ITA	Federico Leo	ITA	Najiy Razak	MYS	Lamborghini Huracan GT3 EVO	PRO	10	11	22:38.781	19 Laps	5 Laps	171.9	8	2:00.603	176.1	
33		HTP Motorsport / Winward Racing	DEU	Russell Ward	USA	Indy Dontje	NLD	Mercedes AMG GT3	PROAM	6	1	2:17.333	29 Laps	10 Laps	154.6	1	2:17.333	154.6	

Fastest lap Siedler - Grenier in 1:58.165 at 179.8 Km/h in lap 15

CAR #10 - 10 SECONDS TIME PENALTY ADDED TO RACE TIME CAUSING A COLLISION

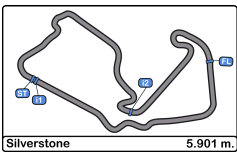
CAR #17 - 1 SECOND TIME PENALTY ADDED TO RACE TIME LESS TIME HANDICAP

Published at:.....

Track Temp: **34.4 °C** Air Temp: **18.2 °C** Humidity: **44 %** Track Status: **DRY**

Stewards:	Race Director:	Timekeeper:
------------------	-----------------------	--------------------





Silverstone
International GT Open
Race - 2
Provisional Results by Class



Cls	Nº	Entrant/Team	Nat	Driver 1	Nat	Driver 2	Nat	Vehicle	Cat	Cl	Laps	Total Time	Gap	Interval	Km/h	Best	Time	Km/h	
PRO																			
1	63	Emil Frey Racing	CH	Albert Costa	ES	Giacomo Altoè	IT	Lamborghini Huracan GT3 EVO	PRO	1	30	1:00:48.888			174.6	4	1:58.362	179.4	
2	17	Teo Martín Motorsport	ES	Fran Rueda	ES	Andrés Saravia	GT	McLaren 720 s	PRO	2	30	1:00:49.529	0.641	0.641	174.6	19	1:58.639	179.0	
3	14	Emil Frey Racing	CH	Norbert Siedler	AT	Mikaël Grenier	CA	Lamborghini Huracan GT3 EVO	PRO	3	30	1:01:05.716	16.828	16.187	173.8	15	1:58.165	179.7	
4	3	Senkyr Motorsport	CZ	Beitske Visser	NL	Richard Gonda	SK	BMW M6 GT3	PRO	4	30	1:01:11.917	23.029	6.201	173.5	28	1:59.164	178.2	
5	10	SPS Automotive Performance	DE	Miguel Ramos	ES	Fabrizio Crestani	IT	Mercedes AMG GT3	PRO	5	30	1:01:14.888	26.000	2.971	173.4	15	1:58.621	179.0	
6	59	Teo Martín Motorsport	ES	Martin Kodrić	HR	Henrique Chaves	PT	McLaren 720 s	PRO	6	30	1:01:15.882	26.994	0.994	173.3	15	1:58.370	179.4	
7	96	Optimum Motorsport	GB	Oliver Wilkinson	GB	Darren Turner	GB	Aston Martin GT3 AMR MY2019	PRO	7	30	1:01:16.565	27.677	0.683	173.3	16	1:58.852	178.7	
8	6	Antonelli MotorSport	IT	Daniel Zampieri	IT	Loris Spinelli	IT	Mercedes AMG GT3	PRO	8	30	1:01:16.803	27.915	0.238	173.3	22	1:58.383	179.4	
9	27	Lazarus Racing	IT	Nicola De Marco	IT	Eliseo Martínez	ES	Lamborghini Huracan GT3 EVO	PRO	9	30	1:01:38.419	49.531	21.616	172.3	25	1:59.634	177.5	
Not classified: (Requirements: 75% of number laps of leader = 23 Laps)																			
12		Ombra Racing	IT	Federico Leo	IT	Najiy Razak	MY	Lamborghini Huracan GT3 EVO	PRO	10	11	22:38.781	19 Laps	19 Laps	171.9	8	2:00.603	176.1	
PROAM																			
1	66	Vincenzo Sospiri Racing	IT	Frederik Schandorff	DK	Tuomas Tujula	FI	Lamborghini Huracan GT3 EVO	PROAM	1	30	1:01:17.515			173.2	21	1:58.951	178.5	
2	21	Spirit of Race	IT	Duncan Cameron	GB	Matt Griffin	IRL	Ferrari 488 GT3	PROAM	2	30	1:01:20.465	31.577	2.950	173.1	12	1:58.680	178.9	
3	20	SPS Automotive Performance	DE	Valentin Pierburg	DE	Tom Onslow-Cole	GB	Mercedes AMG GT3	PROAM	3	30	1:02:03.712	1:14.824	43.247	171.1	14	1:58.953	178.5	
4	19	Raton Racing by Target	IT	Jiatong Liang	CN	Raffaele Giammaria	IT	Lamborghini Huracan GT3 EVO	PROAM	4	30	1:02:25.389	1:36.501	21.677	170.1	12	1:59.894	177.1	
5	50	Kessel Racing	CH	John Hartshorne	GB	Oliver Hancock	GB	Ferrari 488 GT3	PROAM	5	29	1:00:54.667	1 Lap	1 Lap	168.5	11	1:59.323	178.0	
Not classified: (Requirements: 75% of number laps of leader = 23 Laps)																			
33		HTP Motorsport / Winward Racing	DE	Russell Ward	US	Indy Dontje	NL	Mercedes AMG GT3	PROAM	6	1	2:17.333	29 Laps	28 Laps	154.6	1	2:17.333	154.6	
AM																			
1	99	Sports and You	PT	Manuel Da Costa	PT	Miguel Sardinha	PT	Mercedes AMG GT3	AM	1	29	1:01:11.150			167.8	20	2:00.866	175.7	
Not classified: (Requirements: 75% of number laps of leader = 23 Laps)																			
8		Antonelli MotorSport	IT	Giuseppe Cipriani	IT			Mercedes AMG GT3	AM	2	16	34:52.234	14 Laps	13 Laps	162.4	15	2:00.540	176.2	

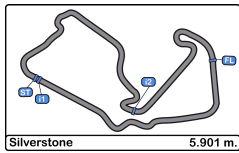
Fastest lap Siedler - Grenier in 1:58.165 at 179.8 Km/h in lap 15

Published at:.....

Track Temp: 34.4 °C Air Temp: 18.2 °C Humidity: 44 % Track Status: DRY

Stewards:	Race Director:	Timekeeper:
------------------	-----------------------	--------------------



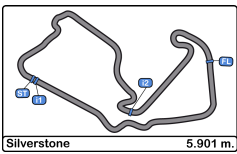


Silverstone
International GT Open
Race - 2
Provisional Classification by Driver Fastest Lap



Cl	Nº	Entrant/Team	Nat	Vehicle	Driver	Nat	Cat	Cl	Laps	Best	Time	Gap	Interval	Km/h
1	14	Emil Frey Racing		Lamborghini Huracan GT3 EVO	Norbert Siedler		PRO	1	17	2	1:58.165			179.7
2	63	Emil Frey Racing		Lamborghini Huracan GT3 EVO	Albert Costa		PRO	2	15	4	1:58.362	0.197	0.197	179.4
3	59	Teo Martín Motorsport		McLaren 720 s	Martin Kodrić		PRO	3	17	2	1:58.370	0.205	0.008	179.4
4	6	Antonelli MotorSport		Mercedes AMG GT3	Loris Spinelli		PRO	4	18	10	1:58.383	0.218	0.013	179.4
5	10	SPS Automotive Performance		Mercedes AMG GT3	Fabrizio Crestani		PRO	5	16	15	1:58.621	0.456	0.238	179.0
6	17	Teo Martín Motorsport		McLaren 720 s	Andrés Saravia		PRO	6	17	6	1:58.639	0.474	0.018	179.0
7	21	Spirit of Race		Ferrari 488 GT3	Matt Griffin		PROAM	1	17	12	1:58.680	0.515	0.041	178.9
8	63	Emil Frey Racing		Lamborghini Huracan GT3 EVO	Giacomo Altoè		PRO	7	15	8	1:58.741	0.576	0.061	178.9
9	14	Emil Frey Racing		Lamborghini Huracan GT3 EVO	Mikaël Grenier		PRO	8	13	11	1:58.788	0.623	0.047	178.8
10	96	Optimum Motorsport		Aston Martin GT3 AMR MY2019	Darren Turner		PRO	9	17	16	1:58.852	0.687	0.064	178.7
11	17	Teo Martín Motorsport		McLaren 720 s	Fran Rueda		PRO	10	13	11	1:58.883	0.718	0.031	178.6
12	59	Teo Martín Motorsport		McLaren 720 s	Henrique Chaves		PRO	11	13	10	1:58.913	0.748	0.030	178.6
13	66	Vincenzo Sospiri Racing		Lamborghini Huracan GT3 EVO	Frederik Schandorff		PROAM	2	18	9	1:58.951	0.786	0.038	178.5
14	20	SPS Automotive Performance		Mercedes AMG GT3	Tom Onslow-Cole		PROAM	3	17	14	1:58.953	0.788	0.002	178.5
15	10	SPS Automotive Performance		Mercedes AMG GT3	Miguel Ramos		PRO	12	14	9	1:58.968	0.803	0.015	178.5
16	3	Senkyr Motorsport		BMW M6 GT3	Richard Gonda		PRO	13	18	16	1:59.164	0.999	0.196	178.2
17	96	Optimum Motorsport		Aston Martin GT3 AMR MY2019	Oliver Wilkinson		PRO	14	13	8	1:59.195	1.030	0.031	178.2
18	50	Kessel Racing		Ferrari 488 GT3	Oliver Hancock		PROAM	4	17	11	1:59.323	1.158	0.128	178.0
19	27	Lazarus Racing		Lamborghini Huracan GT3 EVO	Nicola De Marco		PRO	15	15	10	1:59.634	1.469	0.311	177.5
20	21	Spirit of Race		Ferrari 488 GT3	Duncan Cameron		PROAM	5	13	8	1:59.834	1.669	0.200	177.2
21	19	Raton Racing by Target		Lamborghini Huracan GT3 EVO	Raffaele Giammaria		PROAM	6	13	12	1:59.894	1.729	0.060	177.1
22	3	Senkyr Motorsport		BMW M6 GT3	Beitske Visser		PRO	16	12	9	2:00.169	2.004	0.275	176.7
23	66	Vincenzo Sospiri Racing		Lamborghini Huracan GT3 EVO	Tuomas Tujula		PROAM	7	12	10	2:00.192	2.027	0.023	176.7
24	27	Lazarus Racing		Lamborghini Huracan GT3 EVO	Eliseo Martínez		PRO	17	15	7	2:00.532	2.367	0.340	176.2
25	8	Antonelli MotorSport		Mercedes AMG GT3	Giuseppe Cipriani		AM	1	16	15	2:00.540	2.375	0.008	176.2
26	12	Ombra Racing		Lamborghini Huracan GT3 EVO	Federico Leo		PRO	18	11	8	2:00.603	2.438	0.063	176.1
27	19	Raton Racing by Target		Lamborghini Huracan GT3 EVO	Jiatong Liang		PROAM	8	17	15	2:00.709	2.544	0.106	175.9
28	6	Antonelli MotorSport		Mercedes AMG GT3	Daniel Zampieri		PRO	19	12	5	2:00.822	2.657	0.113	175.8
29	99	Sports and You		Mercedes AMG GT3	Manuel Da Costa		AM	2	17	8	2:00.866	2.701	0.044	175.7
30	20	SPS Automotive Performance		Mercedes AMG GT3	Valentin Pierburg		PROAM	9	13	5	2:01.295	3.130	0.429	175.1
31	99	Sports and You		Mercedes AMG GT3	Miguel Sardinha		AM	3	12	6	2:02.791	4.626	1.496	173.0
32	50	Kessel Racing		Ferrari 488 GT3	John Hartshorne		PROAM	10	12	2	2:06.460	8.295	3.669	167.9
33	33	HTP Motorsport / Winward Racing		Mercedes AMG GT3	Russell Ward		PROAM	11	1	1	2:17.333	19.168	10.873	154.6



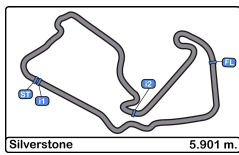


Silverstone
International GT Open
Race - 2
Distance and Speed Average



Cls	Nº	Entrant/Team	Nat	Driver 1	Nat	Driver 2	Nat	Vehicle	Cat	Cls	Laps	Distance	Total Time	Km/h
1	63	Emil Frey Racing		<u>Albert Costa</u>		Giacomo Altoè		Lamborghini Huracan GT3 EVO	PRO	1	30	177.03	1:00:48.888	174.6
2	17	Teo Martín Motorsport		<u>Fran Rueda</u>		Andrés Saravia		McLaren 720 s	PRO	2	30	177.03	1:00:49.529	174.6
3	14	Emil Frey Racing		Norbert Siedler		<u>Mikaël Grenier</u>		Lamborghini Huracan GT3 EVO	PRO	3	30	177.03	1:01:05.716	173.8
4	3	Senkyr Motorsport		<u>Beitske Visser</u>		Richard Gonda		BMW M6 GT3	PRO	4	30	177.03	1:01:11.917	173.5
5	10	SPS Automotive Performance		Miguel Ramos		<u>Fabrizio Crestani</u>		Mercedes AMG GT3	PRO	5	30	177.03	1:01:14.888	173.4
6	59	Teo Martín Motorsport		Martin Kodrić		<u>Henrique Chaves</u>		McLaren 720 s	PRO	6	30	177.03	1:01:15.882	173.3
7	96	Optimum Motorsport		Oliver Wilkinson		<u>Darren Turner</u>		Aston Martin GT3 AMR MY2019	PRO	7	30	177.03	1:01:16.565	173.3
8	6	Antonelli MotorSport		<u>Daniel Zampieri</u>		Loris Spinelli		Mercedes AMG GT3	PRO	8	30	177.03	1:01:16.803	173.3
9	66	Vincenzo Sospiri Racing		Frederik Schandorff		<u>Tuomas Tujula</u>		Lamborghini Huracan GT3 EVO	PROAM	1	30	177.03	1:01:17.515	173.2
10	21	Spirit of Race		Duncan Cameron		<u>Matt Griffin</u>		Ferrari 488 GT3	PROAM	2	30	177.03	1:01:20.465	173.1
11	27	Lazarus Racing		Nicola De Marco		<u>Eliseo Martínez</u>		Lamborghini Huracan GT3 EVO	PRO	9	30	177.03	1:01:38.419	172.3
12	20	SPS Automotive Performance		Valentin Pierburg		<u>Tom Onslow-Cole</u>		Mercedes AMG GT3	PROAM	3	30	177.03	1:02:03.712	171.1
13	19	Raton Racing by Target		Jiatong Liang		<u>Raffaele Giammaria</u>		Lamborghini Huracan GT3 EVO	PROAM	4	30	177.03	1:02:25.389	170.1
14	50	Kessel Racing		John Hartshorne		<u>Oliver Hancock</u>		Ferrari 488 GT3	PROAM	5	29	171.12	1:00:54.667	168.5
15	99	Sports and You		Manuel Da Costa		<u>Miguel Sardinha</u>		Mercedes AMG GT3	AM	1	29	171.12	1:01:11.150	167.8
Not classified: (Requirements: 75% of number laps of leader = 23 Laps)														
	8	Antonelli MotorSport		Giuseppe Cipriani				Mercedes AMG GT3	AM	2	16	94.41	34:52.234	162.4
	12	Ombra Racing		<u>Federico Leo</u>		Najiy Razak		Lamborghini Huracan GT3 EVO	PRO	10	11	64.91	22:38.781	171.9
	33	HTP Motorsport / Winward Racing		<u>Russell Ward</u>		Indy Dontje		Mercedes AMG GT3	PROAM	6	1	05.90	2:17.333	154.6





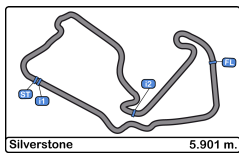
Silverstone
International GT Open
Race - 2
Lap Analysis



3							6								
1 Beitske Visser							1 Daniel Zampieri								
BMW M6 GT3							Mercedes AMG GT3								
PRO							PRO								
2 Richard Gonda							2 Loris Spinelli								
Senkyr Motorsport							Antonelli MotorSport								
Lap	D	Time	Sector 1	Sector 2	Sector 3	T. Spd	Elapsed	Lap	D	Time	Sector 1	Sector 2	Sector 3	T. Spd	Elapsed
1	1	2:06.268	40.035	54.561	31.672	245.4	2:06.268	1	1	2:06.843	41.322	54.075	31.446	246.5	2:06.843
2	1	2:01.095	36.327	53.251	31.517	246.5	4:07.363	2	1	2:01.806	36.419	53.669	31.718	247.7	4:08.649
3	1	2:01.657	36.372	53.617	31.668	244.3	6:09.020	3	1	2:01.410	36.333	53.431	31.646	247.1	6:10.059
4	1	2:00.545	36.025	52.909	31.611	247.7	8:09.565	4	1	2:01.101	36.682	52.952	31.467	248.2	8:11.160
5	1	2:00.565	36.071	52.942	31.552	246.0	10:10.130	5	1	2:00.822	36.474	52.929	31.419	247.7	10:11.982
6	1	2:00.805	36.158	53.003	31.644	245.4	12:10.935	6	1	2:01.026	36.176	52.924	31.926	246.5	12:13.008
7	1	2:01.036	35.948	53.027	32.061	243.7	14:11.971	7	1	2:00.871	36.144	53.262	31.465	243.7	14:13.879
8	1	2:01.101	36.322	53.012	31.767	243.2	16:13.072	8	1	2:01.092	36.162	53.424	31.506	245.4	16:14.971
9	1	2:00.169	35.867	52.771	31.531	246.0	18:13.241	9	1	2:01.063	36.336	53.039	31.688	246.5	18:16.034
10	1	2:00.296	35.925	52.734	31.637	245.4	20:13.537	10	1	2:01.605	36.145	54.039	31.421	246.5	20:17.639
11	1	2:00.333	35.967	52.828	31.538	244.3	22:13.870	11	1	2:01.303	36.051	53.239	32.013	244.8	22:18.942
12	1	2:04.633 P	35.974	53.049	35.610	243.7	24:18.503	12	1	2:04.882 P	36.279	53.027	35.576	246.5	24:23.824
13	2	3:01.375	1:37.468	52.427	31.480	243.7	27:19.878	13	2	3:08.235	1:44.252	52.747	31.236	243.2	27:32.059
14	2	1:59.690	35.578	52.527	31.585	247.7	29:19.568	14	2	1:58.954	35.710	52.140	31.104	246.5	29:31.013
15	2	1:59.507	35.538	52.457	31.512	247.7	31:19.075	15	2	1:58.820	35.669	52.031	31.120	247.7	31:29.833
16	2	1:59.620	35.517	52.524	31.579	248.2	33:18.695	16	2	1:58.638	35.576	51.971	31.091	246.0	33:28.471
17	2	1:59.648	35.700	52.412	31.536	247.1	35:18.343	17	2	1:58.667	35.708	51.897	31.062	247.1	35:27.138
18	2	1:59.604	35.667	52.445	31.492	249.4	37:17.947	18	2	1:59.447	35.652	52.707	31.088	247.7	37:26.585
19	2	1:59.468	35.548	52.486	31.434	247.1	39:17.415	19	2	1:58.710	35.468	52.071	31.171	248.2	39:25.295
20	2	1:59.480	35.517	52.602	31.361	250.5	41:16.895	20	2	1:58.408	35.431	51.898	31.079	249.4	41:23.703
21	2	1:59.339	35.512	52.451	31.376	250.0	43:16.234	21	2	1:58.556	35.469	52.055	31.032	247.7	43:22.259
22	2	1:59.474	35.662	52.397	31.415	248.2	45:15.708	22	2	1:58.383	35.614	51.803	30.966	248.2	45:20.642
23	2	2:00.133	35.593	52.965	31.575	248.8	47:15.841	23	2	1:58.401	35.539	51.877	30.985	247.7	47:19.043
24	2	2:00.560	36.040	53.026	31.494	248.2	49:16.401	24	2	1:58.880	35.505	52.268	31.107	249.4	49:17.923
25	2	1:59.316	35.509	52.362	31.445	244.8	51:15.717	25	2	1:59.917	35.964	52.726	31.227	246.0	51:17.840
26	2	1:59.278	35.630	52.263	31.385	246.5	53:14.995	26	2	1:59.932	36.002	52.508	31.422	248.8	53:17.772
27	2	1:59.180	35.500	52.213	31.467	246.5	55:14.175	27	2	2:00.409	36.454	52.809	31.146	248.2	55:18.181
28	2	1:59.164	35.566	52.317	31.281	244.8	57:13.339	28	2	1:59.071	35.685	52.276	31.110	247.1	57:17.252
29	2	1:59.182	35.559	52.327	31.296	244.3	59:12.521	29	2	1:59.597	35.822	52.631	31.144	245.4	59:16.849
30	2	1:59.396	35.571	52.552	31.273	245.4	1:01:11.917	30	2	1:59.954	35.882	52.497	31.575	246.5	1:01:16.803

8							
1 Giuseppe Cipriani							
Mercedes AMG GT3							
AM							
2							
Antonelli MotorSport							
Lap	D	Time	Sector 1	Sector 2	Sector 3	T. Spd	Elapsed
1		2:10.352	43.193	55.494	31.665	244.8	2:10.352
2		2:02.035	36.776	53.710	31.549	246.0	4:12.387
3		2:02.278	36.816	53.800	31.662	246.0	6:14.665
4		2:01.658	36.761	53.158	31.739	246.0	8:16.323
5		2:01.974	36.675	53.541	31.758	246.5	10:18.297
6		2:01.554	36.656	53.212	31.686	245.4	12:19.851
7		2:01.175	36.560	53.057	31.558	243.2	14:21.026
8		2:01.404	36.691	53.189	31.524	243.7	16:22.430
9		2:01.139	36.592	53.059	31.488	244.8	18:23.569
10		2:01.252	36.551	53.191	31.510	244.3	20:24.821
11		2:01.243	36.384	53.109	31.750	243.2	22:26.064
12		2:01.323	36.587	53.176	31.560	243.2	24:27.387
13		2:06.359 P	36.593	53.363	36.403	244.3	26:33.746
14		3:04.787	1:39.756	53.334	31.697	241.6	29:38.533
15		2:00.540	36.405	52.593	31.542	246.0	31:39.073
16		3:13.161 P	36.265	1:46.578	50.318	241.0	34:52.234





Silverstone
International GT Open
Race - 2
Lap Analysis



10

1 Miguel Ramos Mercedes AMG GT3
 2 Fabrizio Crestani SPS Automotive Performance

14

1 Norbert Siedler Lamborghini Huracan GT3 EVO
 2 Mikaël Grenier Emil Frey Racing

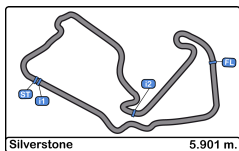
Lap	D	Time	Sector 1	Sector 2	Sector 3	T. Spd	Elapsed	Lap	D	Time	Sector 1	Sector 2	Sector 3	T. Spd	Elapsed
1	2	2:03.366	38.911	53.157	31.298	244.8	2:03.366	1	2	2:02.731	38.524	53.124	31.083	246.0	2:02.731
2	2	2:00.015	35.994	52.731	31.290	246.0	4:03.381	2	2	1:59.699	36.082	52.502	31.115	248.2	4:02.430
3	2	1:59.105	35.836	52.052	31.217	246.0	6:02.486	3	2	1:59.054	35.859	52.133	31.062	248.2	6:01.484
4	2	1:59.102	35.847	52.057	31.198	246.0	8:01.588	4	2	1:58.835	35.723	51.972	31.140	248.8	8:00.319
5	2	1:58.976	35.712	51.960	31.304	246.5	10:00.564	5	2	1:59.336	35.824	52.394	31.118	249.4	9:59.655
6	2	1:59.367	35.824	52.361	31.182	244.8	11:59.931	6	2	1:59.098	35.840	52.168	31.090	247.7	11:58.753
7	2	1:59.493	35.888	52.259	31.346	244.3	13:59.424	7	2	1:59.399	35.824	52.414	31.161	247.1	13:58.152
8	2	1:59.266	35.661	52.330	31.275	244.3	15:58.690	8	2	1:59.258	35.858	52.166	31.234	248.2	15:57.410
9	2	1:59.081	35.726	52.054	31.301	244.8	17:57.771	9	2	1:58.933	35.703	52.120	31.110	248.8	17:56.343
10	2	1:59.132	35.618	52.273	31.241	245.4	19:56.903	10	2	1:59.658	35.883	52.511	31.264	248.8	19:56.001
11	2	1:59.083	35.680	52.139	31.264	244.8	21:55.986	11	2	1:58.788	35.604	52.000	31.184	247.7	21:54.789
12	2	1:59.292	35.672	52.238	31.382	244.8	23:55.278	12	2	1:59.066	35.756	52.161	31.149	247.1	23:53.855
13	2	1:59.072	35.570	52.224	31.278	244.3	25:54.350	13	2	2:03.474 P	35.696	52.295	35.483	247.1	25:57.329
14	2	1:58.812	35.518	51.949	31.345	243.7	27:53.162	14	1	3:10.569	1:48.042	51.655	30.872	247.7	29:07.898
15	2	1:58.621	35.490	51.869	31.262	246.0	29:51.783	15	1	1:58.165	35.547	51.638	30.980	249.4	31:06.063
16	2	2:02.543 P	35.447	51.890	35.206	247.1	31:54.326	16	1	1:58.225	35.518	51.673	31.034	250.5	33:04.288
17	1	3:14.602	1:51.019	52.174	31.409	245.4	35:08.928	17	1	1:58.897	35.690	51.872	31.335	251.1	35:03.185
18	1	1:59.727	36.217	52.128	31.382	246.0	37:08.655	18	1	1:58.927	35.978	51.903	31.046	251.1	37:02.112
19	1	1:59.525	35.878	52.070	31.577	247.1	39:08.180	19	1	1:58.781	35.695	52.012	31.074	251.7	39:00.893
20	1	1:59.834	35.917	52.698	31.219	247.1	41:08.014	20	1	1:58.692	35.735	51.954	31.003	252.3	40:59.585
21	1	1:59.285	35.813	52.115	31.357	247.7	43:07.299	21	1	1:58.926	35.562	52.086	31.278	251.7	42:58.511
22	1	1:59.492	35.869	52.374	31.249	247.1	45:06.791	22	1	1:58.700	35.635	52.034	31.031	251.1	44:57.211
23	1	1:59.381	35.867	52.180	31.334	246.5	47:06.172	23	1	1:59.460	35.938	52.349	31.173	250.0	46:56.671
24	1	1:59.471	35.875	52.369	31.227	248.2	49:05.643	24	1	1:58.438	35.698	51.787	30.953	251.7	48:55.109
25	1	1:58.968	35.705	52.021	31.242	246.5	51:04.611	25	1	1:58.400	35.542	51.820	31.038	250.5	50:53.509
26	1	1:59.436	35.779	52.281	31.376	246.5	53:04.047	26	1	1:58.660	35.652	51.999	31.009	250.5	52:52.169
27	1	1:59.367	35.851	52.186	31.330	246.0	55:03.414	27	1	1:59.200	35.799	52.121	31.280	250.5	54:51.369
28	1	1:59.429	35.931	52.260	31.238	245.4	57:02.843	28	1	2:01.122	36.123	53.107	31.892	250.0	56:52.491
29	1	1:59.603	36.011	52.348	31.244	244.8	59:02.446	29	1	2:01.122	36.552	52.957	31.613	247.1	58:53.613
30	1	2:02.442	35.883	54.741	31.818	245.4	1:01:04.888	30	1	2:12.103	37.642	59.441	35.020	219.0	1:01:05.716

12

1 Federico Leo Lamborghini Huracan GT3 EVO
 2 Najiy Razak Ombra Racing

Lap	D	Time	Sector 1	Sector 2	Sector 3	T. Spd	Elapsed
1	1	2:07.724	41.458	54.797	31.469	248.8	2:07.724
2	1	2:01.927	36.405	54.031	31.491	248.2	4:09.651
3	1	2:00.932	36.049	53.250	31.633	248.2	6:10.583
4	1	2:01.066	36.326	53.357	31.383	250.0	8:11.649
5	1	2:00.923	36.336	53.113	31.474	249.4	10:12.572
6	1	2:00.824	36.144	52.872	31.808	248.2	12:13.396
7	1	2:01.750	36.518	53.300	31.932	247.7	14:15.146
8	1	2:00.603	36.186	52.918	31.499	245.4	16:15.749
9	1	2:01.034	36.060	53.143	31.831	250.0	18:16.783
10	1	2:01.676	36.371	53.463	31.842	247.1	20:18.459
11	1	2:20.322 P	36.530	57.015	46.777	246.0	22:38.781



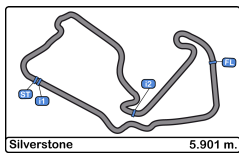


Silverstone
International GT Open
Race - 2
Lap Analysis



17							19								
1 Fran Rueda							1 Jiatong Liang								
McLaren 720 s							Lamborghini Huracan GT3 EVO								
PRO							PROAM								
2 Andrés Saravia							2 Raffaele Giammaria								
Teo Martin Motorsport							Raton Racing by Target								
Lap	D	Time	Sector 1	Sector 2	Sector 3	T. Spd	Elapsed	Lap	D	Time	Sector 1	Sector 2	Sector 3	T. Spd	Elapsed
1	1	2:04.144	39.366	53.628	31.150	249.4	2:04.144	1	2	2:08.171	42.079	54.469	31.623	245.4	2:08.171
2	1	2:00.079	36.089	52.766	31.224	250.0	4:04.223	2	2	2:01.846	36.281	53.747	31.818	246.5	4:10.017
3	1	1:59.764	35.932	52.550	31.282	250.5	6:03.987	3	2	2:01.063	36.317	53.270	31.476	245.4	6:11.080
4	1	1:59.409	36.035	52.218	31.156	251.1	8:03.396	4	2	2:00.922	36.341	53.107	31.474	244.8	8:12.002
5	1	1:59.555	35.849	52.445	31.261	251.7	10:02.951	5	2	2:00.944	36.332	53.080	31.532	250.0	10:12.946
6	1	1:59.526	35.778	52.578	31.170	250.5	12:02.477	6	2	2:00.653	36.237	52.659	31.757	247.1	12:13.599
7	1	1:59.501	35.752	52.444	31.305	250.0	14:01.978	7	2	2:01.951	37.021	53.174	31.756	244.8	14:15.550
8	1	1:59.538	35.933	52.396	31.209	250.5	16:01.516	8	2	2:01.654	36.228	53.845	31.581	242.6	16:17.204
9	1	1:59.289	35.827	52.294	31.168	250.0	18:00.805	9	2	2:00.753	36.548	52.740	31.465	242.6	18:17.957
10	1	1:58.963	35.735	52.176	31.052	250.5	19:59.768	10	2	2:00.379	35.944	52.968	31.467	247.7	20:18.336
11	1	1:58.883	35.559	52.157	31.167	250.5	21:58.651	11	2	2:00.331	35.894	52.938	31.499	246.5	22:18.667
12	1	1:59.390	35.663	52.526	31.201	250.5	23:58.041	12	2	1:59.894	35.813	52.596	31.485	244.3	24:18.561
13	1	2:02.879 P	35.813	52.526	34.540	250.5	26:00.920	13	2	2:04.311 P	36.273	52.585	35.453	243.2	26:22.872
14	2	3:00.381	1:36.923	52.419	31.039	248.8	29:01.301	14	1	3:18.113	1:53.091	53.335	31.687	244.8	29:40.985
15	2	1:59.114	35.797	52.082	31.235	250.5	31:00.415	15	1	2:02.638	36.579	53.749	32.310	247.1	31:43.623
16	2	1:59.199	35.790	52.131	31.278	250.5	32:59.614	16	1	2:01.906	36.755	53.635	31.516	246.0	33:45.529
17	2	1:59.150	35.762	52.249	31.139	250.0	34:58.764	17	1	2:01.249	36.422	53.269	31.558	245.4	35:46.778
18	2	1:59.554	35.893	52.470	31.191	251.1	36:58.318	18	1	2:01.776	36.683	53.387	31.706	246.0	37:48.554
19	2	1:58.639	35.529	52.022	31.088	251.1	38:56.957	19	1	2:01.954	36.861	53.472	31.621	246.0	39:50.508
20	2	1:59.290	35.716	52.319	31.255	251.7	40:56.247	20	1	2:00.986	36.458	53.015	31.513	246.5	41:51.494
21	2	1:58.889	35.557	52.188	31.144	251.7	42:55.136	21	1	2:01.249	36.610	53.063	31.576	246.0	43:52.743
22	2	1:58.892	35.580	52.235	31.077	250.0	44:54.028	22	1	2:04.022	36.637	54.626	32.759	247.1	45:56.765
23	2	1:58.761	35.559	52.201	31.001	251.1	46:52.789	23	1	2:09.200	39.339	57.057	32.804	246.0	48:05.965
24	2	1:59.021	35.691	52.226	31.104	250.5	48:51.810	24	1	2:05.776	38.942	55.117	31.717	245.4	50:11.741
25	2	1:59.123	35.512	52.586	31.025	251.1	50:50.933	25	1	2:02.031	36.404	53.811	31.816	245.4	52:13.772
26	2	1:59.658	35.676	52.565	31.417	250.5	52:50.591	26	1	2:01.710	36.604	53.257	31.849	244.8	54:15.482
27	2	1:59.816	35.733	52.680	31.403	251.1	54:50.407	27	1	2:01.100	36.541	53.047	31.512	243.7	56:16.582
28	2	1:59.460	35.847	52.501	31.112	250.0	56:49.867	28	1	2:00.709	36.314	52.818	31.577	243.7	58:17.291
29	2	1:59.235	35.848	52.342	31.045	250.5	58:49.102	29	1	2:04.133	36.700	55.074	32.359	243.7	1:00:21.424
30	2	1:59.427	35.800	52.617	31.010	249.4	1:00:48.529	30	1	2:03.965	36.543	54.204	33.218	244.3	1:02:25.389





Silverstone
International GT Open
Race - 2
Lap Analysis



20

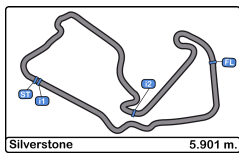
1 Valentin Pierburg Mercedes AMG GT3
 PROAM 2 Tom Onslow-Cole SPS Automotive Performance

21

1 Duncan Cameron Ferrari 488 GT3
 PROAM 2 Matt Griffin Spirit of Race

Lap	D	Time	Sector 1	Sector 2	Sector 3	T. Spd	Elapsed	Lap	D	Time	Sector 1	Sector 2	Sector 3	T. Spd	Elapsed
1	2	2:04.803	40.217	53.341	31.245	247.1	2:04.803	1	2	2:07.016	41.562	54.280	31.174	252.3	2:07.016
2	2	1:59.784	35.975	52.461	31.348	247.1	4:04.587	2	2	2:01.219	36.467	53.658	31.094	249.4	4:08.235
3	2	2:07.871	36.034	59.638	32.199	246.5	6:12.458	3	2	2:01.207	36.047	53.710	31.450	248.8	6:09.442
4	2	1:59.995	35.925	52.717	31.353	247.1	8:12.453	4	2	2:00.476	36.508	52.792	31.176	251.1	8:09.918
5	2	2:00.820	36.032	53.268	31.520	250.5	10:13.273	5	2	2:00.897	36.503	53.033	31.361	248.2	10:10.815
6	2	2:00.520	36.117	52.899	31.504	248.8	12:13.793	6	2	2:00.379	36.226	52.886	31.267	249.4	12:11.194
7	2	2:00.935	36.401	53.206	31.328	246.5	14:14.728	7	2	2:00.369	35.983	52.958	31.428	248.2	14:11.563
8	2	1:59.773	35.835	52.574	31.364	246.0	16:14.501	8	2	1:58.937	35.721	51.968	31.248	247.7	16:10.500
9	2	1:59.709	36.020	52.383	31.306	244.8	18:14.210	9	2	1:58.821	35.677	52.031	31.113	247.7	18:09.321
10	2	2:00.128	36.107	52.573	31.448	246.0	20:14.338	10	2	1:59.077	35.699	52.135	31.243	247.1	20:08.398
11	2	2:00.300	35.955	52.993	31.352	247.1	22:14.638	11	2	1:58.707	35.493	52.087	31.127	247.1	22:07.105
12	2	2:00.579	36.080	52.939	31.560	246.0	24:15.217	12	2	1:58.680	35.346	52.171	31.163	247.1	24:05.785
13	2	1:59.393	35.690	52.242	31.461	244.8	26:14.610	13	2	1:59.118	35.627	52.194	31.297	247.7	26:04.903
14	2	1:58.953	35.639	51.895	31.419	244.8	28:13.563	14	2	1:58.773	35.637	51.966	31.170	247.7	28:03.676
15	2	2:00.533	36.703	52.424	31.406	243.7	30:14.096	15	2	1:59.180	35.434	52.301	31.445	248.8	30:02.856
16	2	1:59.627	35.852	52.221	31.554	246.5	32:13.723	16	2	1:59.299	35.579	52.478	31.242	250.0	32:02.155
17	2	2:03.836 P	35.874	52.727	35.235	246.5	34:17.559	17	2	2:03.155 P	35.569	52.362	35.224	248.8	34:05.310
18	1	3:18.504	1:53.196	53.182	32.126	245.4	37:36.063	18	1	3:06.165	1:41.039	53.233	31.893	250.0	37:11.475
19	1	2:02.558	36.823	54.039	31.696	247.1	39:38.621	19	1	2:01.443	36.194	53.343	31.906	250.5	39:12.918
20	1	2:02.419	36.394	54.241	31.784	246.5	41:41.040	20	1	2:00.652	36.103	53.116	31.433	250.0	41:13.570
21	1	2:01.687	36.017	53.473	32.197	247.7	43:42.727	21	1	2:00.697	36.092	53.048	31.557	250.5	43:14.267
22	1	2:01.295	36.320	53.039	31.936	246.5	45:44.022	22	1	2:00.420	35.942	52.971	31.507	251.1	45:14.687
23	1	2:01.533	36.356	53.242	31.935	247.1	47:45.555	23	1	2:00.668	35.850	53.308	31.510	250.0	47:15.355
24	1	2:01.343	36.599	53.131	31.613	246.0	49:46.898	24	1	2:01.873	36.201	54.223	31.449	250.0	49:17.228
25	1	2:02.382	36.416	53.937	32.029	244.8	51:49.280	25	1	1:59.834	35.767	52.530	31.537	250.0	51:17.062
26	1	2:03.329	36.822	54.432	32.075	244.8	53:52.609	26	1	2:00.459	35.696	52.884	31.879	250.0	53:17.521
27	1	2:01.923	36.629	53.493	31.801	244.3	55:54.532	27	1	2:01.485	36.281	53.630	31.574	250.5	55:19.006
28	1	2:01.863	36.768	53.162	31.933	243.2	57:56.395	28	1	2:00.409	35.924	52.982	31.503	250.0	57:19.415
29	1	2:03.637	36.637	54.713	32.287	243.7	1:00:00.032	29	1	2:00.367	35.938	52.851	31.578	250.0	59:19.782
30	1	2:03.680	37.122	54.243	32.315	243.2	1:02:03.712	30	1	2:00.683	36.043	53.147	31.493	248.8	1:01:20.465





Silverstone
International GT Open
Race - 2
Lap Analysis



27

1 Nicola De Marco
 Lamborghini Huracan GT3 EVO
 PRO 2 Eliseo Martinez
 Lazarus Racing

50

1 John Hartshorne
 Ferrari 488 GT3
 PROAM 2 Oliver Hancock
 Kessel Racing

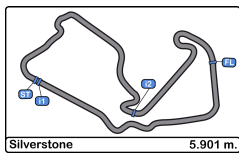
Lap	D	Time	Sector 1	Sector 2	Sector 3	T. Spd	Elapsed	Lap	D	Time	Sector 1	Sector 2	Sector 3	T. Spd	Elapsed
1	2	2:09.592	42.684	55.067	31.841	246.5	2:09.592	1	2	2:08.388	42.443	54.503	31.442	249.4	2:08.388
2	2	2:02.026	36.887	53.677	31.462	244.8	4:11.618	2	2	2:01.899	36.149	54.056	31.694	250.5	4:10.287
3	2	2:01.434	36.413	53.226	31.795	248.2	6:13.052	3	2	2:00.993	36.158	53.304	31.531	244.8	6:11.280
4	2	2:01.676	36.791	53.225	31.660	247.7	8:14.728	4	2	2:01.538	36.294	53.766	31.478	250.0	8:12.818
5	2	2:02.105	36.920	53.457	31.728	247.1	10:16.833	5	2	2:00.714	36.217	53.296	31.201	251.7	10:13.532
6	2	2:00.731	36.459	52.875	31.397	247.7	12:17.564	6	2	2:00.563	36.238	52.872	31.453	250.0	12:14.095
7	2	2:00.532	36.319	52.797	31.416	244.8	14:18.096	7	2	2:01.643	36.607	53.446	31.590	251.7	14:15.738
8	2	2:00.816	36.301	52.727	31.788	247.1	16:18.912	8	2	2:00.304	36.060	53.007	31.237	250.5	16:16.042
9	2	2:00.956	36.207	53.157	31.592	247.7	18:19.868	9	2	2:00.449	36.080	53.000	31.369	251.1	18:16.491
10	2	2:02.282	37.259	53.236	31.787	245.4	20:22.150	10	2	1:59.901	35.781	52.936	31.184	251.1	20:16.392
11	2	2:01.262	36.449	53.090	31.723	245.4	22:23.412	11	2	1:59.323	35.670	52.499	31.154	248.8	22:15.715
12	2	2:01.221	36.525	53.213	31.483	245.4	24:24.633	12	2	1:59.820	35.728	52.552	31.540	248.8	24:15.535
13	2	2:01.386	36.481	53.359	31.546	246.0	26:26.019	13	2	1:59.693	35.765	52.593	31.335	250.0	26:15.228
14	2	2:01.758	36.667	53.404	31.687	242.6	28:27.777	14	2	1:59.690	35.872	52.685	31.133	249.4	28:14.918
15	2	2:05.361 P	36.366	53.354	35.641	246.0	30:33.138	15	2	1:59.732	35.988	52.552	31.192	250.0	30:14.650
16	1	3:02.879	1:38.447	52.799	31.633	244.8	33:36.017	16	2	1:59.534	35.726	52.493	31.315	251.7	32:14.184
17	1	1:59.878	36.044	52.518	31.316	246.0	35:35.895	17	2	2:04.171 P	35.827	52.621	35.723	251.1	34:18.355
18	1	2:00.309	36.070	52.568	31.671	246.5	37:36.204	18	1	3:09.762	1:42.856	54.931	31.975	244.8	37:28.117
19	1	2:01.124	36.854	52.911	31.359	248.2	39:37.328	19	1	2:06.460	38.503	55.630	32.327	244.8	39:34.577
20	1	2:00.616	35.940	53.200	31.476	248.2	41:37.944	20	1	2:07.924	38.225	56.716	32.983	249.4	41:42.501
21	1	1:59.917	35.902	52.604	31.411	246.5	43:37.861	21	1	2:06.824	38.317	55.845	32.662	248.8	43:49.325
22	1	1:59.894	36.017	52.578	31.299	247.1	45:37.755	22	1	2:07.386	38.468	55.904	33.014	247.1	45:56.711
23	1	2:00.043	35.958	52.704	31.381	246.5	47:37.798	23	1	2:09.062	39.193	56.953	32.916	248.2	48:05.773
24	1	1:59.766	35.769	52.794	31.203	246.5	49:37.564	24	1	2:09.372	38.989	57.275	33.108	248.8	50:15.145
25	1	1:59.634	35.768	52.522	31.344	246.0	51:37.198	25	1	2:07.519	38.506	55.961	33.052	247.1	52:22.664
26	1	2:00.348	35.898	52.726	31.724	245.4	53:37.546	26	1	2:06.998	38.473	56.010	32.515	246.0	54:29.662
27	1	2:00.387	35.914	52.884	31.589	245.4	55:37.933	27	1	2:07.938	38.634	56.361	32.943	246.0	56:37.600
28	1	2:00.301	35.940	52.919	31.442	245.4	57:38.234	28	1	2:07.488	38.337	56.221	32.930	245.4	58:45.088
29	1	2:00.073	35.969	52.830	31.274	245.4	59:38.307	29	1	2:09.579	38.408	58.177	32.994	246.5	1:00:54.667
30	1	2:00.112	35.949	52.832	31.331	244.8	1:01:38.419								

33

1 Russell Ward
 Mercedes AMG GT3
 PROAM 2 Indy Dontje
 HTP Motorsport / Winward Racing

Lap	D	Time	Sector 1	Sector 2	Sector 3	T. Spd	Elapsed
1	1	2:17.333 P	40.644	59.636	37.053	246.0	2:17.333





Silverstone
International GT Open
Race - 2
Lap Analysis



59

1 Martin Kodrić

McLaren 720 s **63**

1 Albert Costa

Lamborghini Huracan GT3 EVO

PRO 2 Henrique Chaves

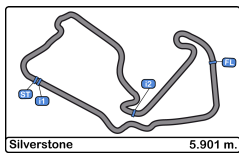
Teo Martin Motorsport

PRO 2 Giacomo Altoè

Emil Frey Racing

Lap	D	Time	Sector 1	Sector 2	Sector 3	T. Spd	Elapsed	Lap	D	Time	Sector 1	Sector 2	Sector 3	T. Spd	Elapsed
1	2	2:03.844	39.102	53.439	31.303	250.5	2:03.844	1	1	2:01.351	37.865	52.549	30.937	241.6	2:01.351
2	2	1:59.841	35.904	52.687	31.250	250.5	4:03.685	2	1	1:59.286	35.896	52.349	31.041	243.2	4:00.637
3	2	2:00.123	35.914	52.830	31.379	251.1	6:03.808	3	1	1:58.708	35.774	51.980	30.954	246.0	5:59.345
4	2	1:59.266	35.667	52.378	31.221	251.1	8:03.074	4	1	1:58.362	35.497	51.721	31.144	246.5	7:57.707
5	2	1:59.546	35.690	52.570	31.286	251.1	10:02.620	5	1	1:58.890	35.702	52.076	31.112	247.1	9:56.597
6	2	1:59.457	35.730	52.584	31.143	250.0	12:02.077	6	1	1:58.429	35.521	51.947	30.961	246.0	11:55.026
7	2	1:59.539	35.671	52.604	31.264	250.0	14:01.616	7	1	1:58.725	35.627	52.077	31.021	243.2	13:53.751
8	2	1:59.311	35.731	52.355	31.225	250.5	16:00.927	8	1	1:58.375	35.448	51.898	31.029	243.7	15:52.126
9	2	1:59.023	35.573	52.299	31.151	251.1	17:59.950	9	1	1:58.480	35.614	51.853	31.013	246.5	17:50.606
10	2	1:58.913	35.579	52.259	31.075	250.5	19:58.863	10	1	1:58.414	35.472	51.967	30.975	247.1	19:49.020
11	2	1:59.228	35.666	52.362	31.200	250.5	21:58.091	11	1	1:58.371	35.514	51.843	31.014	247.1	21:47.391
12	2	1:59.601	35.609	52.790	31.202	250.0	23:57.692	12	1	1:58.475	35.479	52.032	30.964	247.1	23:45.866
13	2	2:02.508 P	35.621	52.580	34.307	250.5	26:00.200	13	1	1:58.518	35.459	52.017	31.042	246.0	25:44.384
14	1	3:05.779	1:42.363	52.272	31.144	249.4	29:05.979	14	1	1:58.510	35.596	51.975	30.939	243.2	27:42.894
15	1	1:58.370	35.516	51.803	31.051	251.1	31:04.349	15	1	2:01.860 P	35.556	52.146	34.158	245.4	29:44.754
16	1	1:59.315	35.794	52.266	31.255	251.7	33:03.664	16	2	3:15.610	1:52.616	51.863	31.131	244.8	33:00.364
17	1	1:59.228	35.590	52.214	31.424	252.3	35:02.892	17	2	1:58.748	35.696	52.020	31.032	246.5	34:59.112
18	1	1:58.713	35.564	52.020	31.129	251.1	37:01.605	18	2	1:59.499	35.887	52.274	31.338	247.1	36:58.611
19	1	1:58.808	35.557	52.170	31.081	252.9	39:00.413	19	2	1:58.775	35.789	51.896	31.090	248.8	38:57.386
20	1	1:58.737	35.514	52.189	31.034	251.7	40:59.150	20	2	1:59.220	35.720	52.225	31.275	247.1	40:56.606
21	1	1:58.912	35.434	52.301	31.177	253.5	42:58.062	21	2	1:58.898	35.596	52.119	31.183	248.2	42:55.504
22	1	1:58.794	35.521	52.145	31.128	253.5	44:56.856	22	2	1:58.919	35.629	52.217	31.073	247.1	44:54.423
23	1	1:58.746	35.540	52.100	31.106	252.9	46:55.602	23	2	1:58.741	35.585	52.093	31.063	247.1	46:53.164
24	1	1:58.717	35.437	52.191	31.089	252.9	48:54.319	24	2	1:58.996	35.645	52.217	31.134	247.7	48:52.160
25	1	1:58.788	35.460	52.294	31.034	251.7	50:53.107	25	2	1:59.092	35.591	52.373	31.128	250.5	50:51.252
26	1	1:58.548	35.392	52.090	31.066	253.5	52:51.655	26	2	1:59.547	35.775	52.367	31.405	246.5	52:50.799
27	1	1:59.408	35.572	52.393	31.443	252.3	54:51.063	27	2	1:59.950	35.849	52.509	31.592	250.0	54:50.749
28	1	1:59.796	35.749	52.956	31.091	251.1	56:50.859	28	2	1:59.497	35.845	52.495	31.157	249.4	56:50.246
29	1	1:59.490	35.695	52.648	31.147	252.3	58:50.349	29	2	1:59.231	35.814	52.354	31.063	245.4	58:49.477
30	1	2:25.533	40.084	1:13.423	32.026	203.0	1:01:15.882	30	2	1:59.411	35.724	52.697	30.990	247.1	1:00:48.888



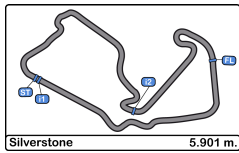


Silverstone
International GT Open
Race - 2
Lap Analysis



66							96								
1 Frederik Schandorff Lamborghini Huracan GT3 EVO							1 Oliver Wilkinson Aston Martin GT3 AMR MY2019								
PROAM 2 Tuomas Tujala Vincenzo Sospiri Racing							PRO 2 Darren Turner Optimum Motorsport								
Lap	D	Time	Sector 1	Sector 2	Sector 3	T. Spd	Elapsed	Lap	D	Time	Sector 1	Sector 2	Sector 3	T. Spd	Elapsed
1	2	2:06.542	40.920	54.179	31.443	247.7	2:06.542	1	2	2:05.238	39.754	54.006	31.478	247.1	2:05.238
2	2	2:01.155	36.413	53.054	31.688	250.0	4:07.697	2	2	2:00.175	36.307	52.675	31.193	250.0	4:05.413
3	2	2:01.663	36.348	53.697	31.618	251.1	6:09.360	3	2	2:01.150	36.025	53.825	31.300	249.4	6:06.563
4	2	2:00.439	36.275	52.654	31.510	248.8	8:09.799	4	2	1:59.173	35.799	52.330	31.044	249.4	8:05.736
5	2	2:00.858	36.400	53.044	31.414	250.0	10:10.657	5	2	1:59.670	36.031	52.568	31.071	248.8	10:05.406
6	2	2:00.960	36.097	52.987	31.876	249.4	12:11.617	6	2	1:59.382	35.906	52.379	31.097	247.7	12:04.788
7	2	2:00.886	36.046	53.446	31.394	249.4	14:12.503	7	2	1:59.298	35.871	52.336	31.091	247.7	14:04.086
8	2	2:00.732	35.986	53.090	31.656	248.8	16:13.235	8	2	1:59.478	35.928	52.412	31.138	248.8	16:03.564
9	2	2:00.567	36.369	52.837	31.361	248.8	18:13.802	9	2	1:59.157	35.835	52.167	31.155	248.8	18:02.721
10	2	2:00.192	36.110	52.745	31.337	248.8	20:13.994	10	2	1:59.196	35.801	52.287	31.108	248.2	20:01.917
11	2	2:00.464	36.101	52.847	31.516	248.8	22:14.458	11	2	1:59.067	35.817	52.249	31.001	248.2	22:00.984
12	2	2:04.544 P	35.884	52.931	35.729	248.2	24:19.002	12	2	1:58.865	35.713	52.165	30.987	247.7	23:59.849
13	1	3:05.590	1:41.926	52.366	31.298	244.8	27:24.592	13	2	1:59.083	35.653	52.313	31.117	248.8	25:58.932
14	1	1:59.514	35.916	52.301	31.297	249.4	29:24.106	14	2	1:58.975	35.625	52.216	31.134	247.1	27:57.907
15	1	1:59.188	35.747	52.268	31.173	248.8	31:23.294	15	2	1:59.375	35.716	52.414	31.245	249.4	29:57.282
16	1	1:59.644	35.788	52.587	31.269	247.7	33:22.938	16	2	1:58.852	35.615	52.157	31.080	250.5	31:56.134
17	1	1:59.217	35.757	52.293	31.167	248.8	35:22.155	17	2	2:04.287 P	35.879	52.692	35.716	250.0	34:00.421
18	1	1:59.114	35.718	52.205	31.191	247.7	37:21.269	18	1	3:02.873	1:39.195	52.537	31.141	250.0	37:03.294
19	1	1:59.183	35.776	52.355	31.052	250.0	39:20.452	19	1	2:01.521	37.328	52.923	31.270	241.0	39:04.815
20	1	1:59.109	35.618	52.201	31.290	250.5	41:19.561	20	1	1:59.651	35.945	52.585	31.121	250.0	41:04.466
21	1	1:58.951	35.618	52.159	31.174	251.7	43:18.512	21	1	1:59.572	36.044	52.328	31.200	248.8	43:04.038
22	1	1:59.011	35.728	52.171	31.112	248.8	45:17.523	22	1	2:00.000	36.458	52.373	31.169	246.5	45:04.038
23	1	1:59.122	35.740	52.306	31.076	250.5	47:16.645	23	1	1:59.888	36.027	52.666	31.195	249.4	47:03.926
24	1	2:00.892	35.717	53.864	31.311	251.1	49:17.537	24	1	1:59.343	35.830	52.533	30.980	250.0	49:03.269
25	1	1:59.951	35.969	52.616	31.366	247.7	51:17.488	25	1	1:59.195	35.587	52.568	31.040	249.4	51:02.464
26	1	1:59.906	35.819	52.555	31.532	250.5	53:17.394	26	1	1:59.240	35.673	52.262	31.305	249.4	53:01.704
27	1	1:59.765	36.052	52.427	31.286	250.0	55:17.159	27	1	1:59.439	35.833	52.450	31.156	249.4	55:01.143
28	1	1:59.337	35.781	52.407	31.149	247.7	57:16.496	28	1	1:59.574	35.987	52.477	31.110	249.4	57:00.717
29	1	1:59.932	36.064	52.685	31.183	246.0	59:16.428	29	1	2:00.343	35.856	52.914	31.573	250.0	59:01.060
30	1	2:01.087	36.002	53.942	31.143	247.7	1:01:17.515	30	1	2:15.505	35.792	1:07.536	32.177	250.0	1:01:16.565





Silverstone
International GT Open
Race - 2
Lap Analysis

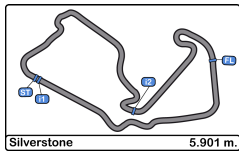


99 1 Manuel Da Costa Mercedes AMG GT3

AM 2 Miguel Sardinha Sports and You

Lap	D	Time	Sector 1	Sector 2	Sector 3	T. Spd	Elapsed
1	2	2:13.724	44.220	56.457	33.047	243.2	2:13.724
2	2	2:03.542	37.318	54.050	32.174	244.3	4:17.266
3	2	2:03.407	37.170	53.845	32.392	244.8	6:20.673
4	2	2:02.877	36.953	53.762	32.162	244.8	8:23.550
5	2	2:03.154	37.378	53.877	31.899	246.0	10:26.704
6	2	2:02.791	36.887	53.934	31.970	243.7	12:29.495
7	2	2:02.925	37.119	53.844	31.962	243.7	14:32.420
8	2	2:02.968	36.644	54.018	32.306	243.7	16:35.388
9	2	2:03.242	36.984	54.190	32.068	244.3	18:38.630
10	2	2:03.480	36.991	54.496	31.993	244.3	20:42.110
11	2	2:03.643	37.275	54.118	32.250	241.6	22:45.753
12	2	2:13.119 P	38.385	55.045	39.689	240.5	24:58.872
13	1	3:14.298	1:48.794	53.633	31.871	244.3	28:13.170
14	1	2:05.839	39.809	54.059	31.971	236.8	30:19.009
15	1	2:02.543	36.870	53.722	31.951	247.1	32:21.552
16	1	2:02.238	37.146	53.366	31.726	247.1	34:23.790
17	1	2:02.010	36.732	53.539	31.739	246.0	36:25.800
18	1	2:02.049	36.729	53.565	31.755	248.2	38:27.849
19	1	2:01.930	36.747	53.470	31.713	246.5	40:29.779
20	1	2:00.866	36.575	52.767	31.524	248.2	42:30.645
21	1	2:01.206	36.490	53.150	31.566	247.1	44:31.851
22	1	2:03.874	36.904	54.815	32.155	247.1	46:35.725
23	1	2:04.057	37.323	54.700	32.034	245.4	48:39.782
24	1	2:02.288	36.875	53.598	31.815	246.5	50:42.070
25	1	2:02.156	36.937	53.417	31.802	246.0	52:44.226
26	1	2:02.809	37.071	53.811	31.927	246.5	54:47.035
27	1	2:06.858	37.086	53.524	36.248	244.8	56:53.893
28	1	2:03.652	37.243	54.248	32.161	246.0	58:57.545
29	1	2:13.605	37.391	1:03.012	33.202	245.4	1:01:11.150



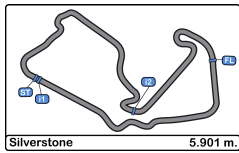


Silverstone
International GT Open
Race - 2
Analysis by Lap



Num	Lap Time	Gap	Num	Lap Time	Gap	Num	Lap Time	Gap	Num	Lap Time	Gap	Num	Lap Time	Gap
Lap 1			Lap 3			Lap 5			Lap 7			Lap 9		
63	2:01.351		63	1:58.708		63	1:58.890		63	1:58.725		63	1:58.480	
14	2:02.731	01.380	14	1:59.054	02.139	14	1:59.336	03.058	14	1:59.399	04.401	14	1:58.933	05.737
10	2:03.366	02.015	10	1:59.105	03.141	10	1:58.976	03.967	10	1:59.493	05.673	10	1:59.081	07.165
59	2:03.844	02.493	59	2:00.123	04.463	59	1:59.546	06.023	59	1:59.539	07.865	59	1:59.023	09.344
17	2:04.144	02.793	17	1:59.764	04.642	17	1:59.555	06.354	17	1:59.501	08.227	17	1:59.289	10.199
20	2:04.803	03.452	96	2:01.150	07.218	96	1:59.670	08.809	96	1:59.298	10.335	96	1:59.157	12.115
96	2:05.238	03.887	3	2:01.657	09.675	3	2:00.565	13.533	21	2:00.369	17.812	21	1:58.821	18.715
3	2:06.268	04.917	66	2:01.663	10.015	66	2:00.858	14.060	3	2:01.036	18.220	3	2:00.169	22.635
66	2:06.542	05.191	21	2:01.207	10.097	21	2:00.897	14.218	66	2:00.886	18.752	66	2:00.567	23.196
6	2:06.843	05.492	6	2:01.410	10.714	6	2:00.822	15.385	6	2:00.871	20.128	20	1:59.709	23.604
21	2:07.016	05.665	12	2:00.932	11.238	12	2:00.923	15.975	20	2:00.935	20.977	6	2:01.063	25.428
12	2:07.724	06.373	19	2:01.063	11.735	19	2:00.944	16.349	12	2:01.750	21.395	50	2:00.449	25.885
19	2:08.171	06.820	50	2:00.993	11.935	20	2:00.820	16.676	19	2:01.951	21.799	12	2:01.034	26.177
50	2:08.388	07.037	20	2:07.871	13.113	50	2:00.714	16.935	50	2:01.643	21.987	19	2:00.753	27.351
27	2:09.592	08.241	27	2:01.434	13.707	27	2:02.105	20.236	27	2:00.532	24.345	27	2:00.956	29.262
8	2:10.352	09.001	8	2:02.278	15.320	8	2:01.974	21.700	8	2:01.175	27.275	8	2:01.139	32.963
99	2:13.724	12.373	99	2:03.407	21.328	99	2:03.154	30.107	99	2:02.925	38.669	99	2:03.242	48.024
33	2:17.333	15.982												
Num	Lap Time	Gap	Num	Lap Time	Gap	Num	Lap Time	Gap	Num	Lap Time	Gap	Num	Lap Time	Gap
Lap 2			Lap 4			Lap 6			Lap 8			Lap 10		
63	1:59.286		63	1:58.362		63	1:58.429		63	1:58.375		63	1:58.414	
14	1:59.699	01.793	14	1:58.835	02.612	14	1:59.098	03.727	14	1:59.258	05.284	14	1:59.658	06.981
10	2:00.015	02.744	10	1:59.102	03.881	10	1:59.367	04.905	10	1:59.266	06.564	10	1:59.132	07.883
59	1:59.841	03.048	59	1:59.266	05.367	59	1:59.457	07.051	59	1:59.311	08.801	59	1:58.913	09.843
17	2:00.079	03.586	17	1:59.409	05.689	17	1:59.526	07.451	17	1:59.538	09.390	17	1:58.963	10.748
20	1:59.784	03.950	96	1:59.173	08.029	96	1:59.382	09.762	96	1:59.478	11.438	96	1:59.196	12.897
96	2:00.175	04.776	3	2:00.545	11.858	3	2:00.805	15.909	21	1:58.937	18.374	21	1:59.077	19.378
3	2:01.095	06.726	66	2:00.439	12.092	21	2:00.379	16.168	3	2:01.101	20.946	3	2:00.296	24.517
66	2:01.155	07.060	21	2:00.476	12.211	66	2:00.960	16.591	66	2:00.732	21.109	66	2:00.192	24.974
21	2:01.219	07.598	6	2:01.101	13.453	6	2:01.026	17.982	20	1:59.773	22.375	20	2:00.128	25.318
6	2:01.806	08.012	12	2:01.066	13.942	12	2:00.824	18.370	6	2:01.092	22.845	50	1:59.901	27.372
12	2:01.927	09.014	19	2:00.922	14.295	19	2:00.653	18.573	12	2:00.603	23.623	6	2:01.605	28.619
19	2:01.846	09.380	20	1:59.995	14.746	20	2:00.520	18.767	50	2:00.304	23.916	19	2:00.379	29.316
50	2:01.899	09.650	50	2:01.538	15.111	50	2:00.563	19.069	19	2:01.654	25.078	12	2:01.676	29.439
27	2:02.026	10.981	27	2:01.676	17.021	27	2:00.731	22.538	27	2:00.816	26.786	27	2:02.282	33.130
8	2:02.035	11.750	8	2:01.658	18.616	8	2:01.554	24.825	8	2:01.404	30.304	8	2:01.252	35.801
99	2:03.542	16.629	99	2:02.877	25.843	99	2:02.791	34.469	99	2:02.968	43.262	99	2:03.480	53.090



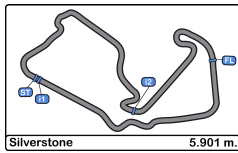


Silverstone
International GT Open
Race - 2
Analysis by Lap



Num	Lap Time	Gap	Num	Lap Time	Gap	Num	Lap Time	Gap	Num	Lap Time	Gap	Num	Lap Time	Gap
Lap 11			14	2:03.474	12.945	27	2:05.361	48.384	66	1:59.217	1:21.734	Lap 20		
63	1:58.371		96	1:59.083	14.548	17	1:59.114	1:15.661	6	1:58.667	1:26.717	17	1:59.290	
14	1:58.788	07.398	59	2:02.508	15.816	59	1:58.370	1:19.595	27	1:59.878	1:35.474	63	1:59.220	00.359
10	1:59.083	08.595	17	2:02.879	16.536	14	1:58.165	1:21.309	19	2:01.249	1:46.357	59	1:58.737	02.903
59	1:59.228	10.700	21	1:59.118	20.519	3	1:59.507	1:34.321	99	2:02.010	2:25.379	14	1:58.692	03.338
17	1:58.883	11.260	20	1:59.393	30.226	66	1:59.188	1:38.540	Num Lap Time Gap			96	1:59.651	08.219
96	1:59.067	13.593	50	1:59.693	30.844	6	1:58.820	1:45.079	Lap 18			10	1:59.834	11.767
21	1:58.707	19.714	19	2:04.311	38.488	8	2:00.540	1:54.319	17	1:59.554		21	2:00.652	17.323
3	2:00.333	26.479	27	2:01.386	41.635	19	2:02.638	1:58.869	63	1:59.499	00.293	3	1:59.480	20.648
66	2:00.464	27.067	8	2:06.359	49.362	Num Lap Time Gap			59	1:58.713	03.287	66	1:59.109	23.314
20	2:00.300	27.247	3	3:01.375	1:35.494	Lap 16			14	1:58.927	03.794	6	1:58.408	27.456
50	1:59.323	28.324	66	3:05.590	1:40.208	10	2:02.543		96	3:02.873	04.976	27	2:00.616	41.697
19	2:00.331	31.276	6	3:08.235	1:47.675	96	1:58.852	01.808	10	1:59.727	10.337	20	2:02.419	44.793
6	2:01.303	31.551	Num Lap Time Gap			21	1:59.299	07.829	21	3:06.165	13.157	50	2:07.924	46.254
27	2:01.262	36.021	Lap 14			20	1:59.627	19.397	3	1:59.604	19.629	19	2:00.986	55.247
8	2:01.243	38.673	63	1:58.510		50	1:59.534	19.858	66	1:59.114	22.951	99	2:00.866	1:34.398
12	2:20.322	51.390	10	1:58.812	10.268	99	2:02.543	1 Lap	6	1:59.447	28.267	Num Lap Time Gap		
99	2:03.643	58.362	96	1:58.975	15.013	17	1:59.199	1:05.288	50	3:09.762	29.799	Lap 21		
Num Lap Time Gap			21	1:58.773	20.782	63	3:15.610	1:06.038	20	3:18.504	37.745	17	1:58.889	
Lap 12			99	3:14.298	1 Lap	59	1:59.315	1:09.338	27	2:00.309	37.886	63	1:58.898	00.368
63	1:58.475		20	1:58.953	30.669	14	1:58.225	1:09.962	19	2:01.776	50.236	59	1:58.912	02.926
14	1:59.066	07.989	50	1:59.690	32.024	3	1:59.620	1:24.369	99	2:02.049	1:29.531	14	1:58.926	03.375
10	1:59.292	09.412	27	2:01.758	44.883	66	1:59.644	1:28.612	Num Lap Time Gap			96	1:59.572	08.902
59	1:59.601	11.826	17	3:00.381	1:18.407	6	1:58.638	1:34.145	Lap 19			10	1:59.285	12.163
17	1:59.390	12.175	59	3:05.779	1:23.085	27	3:02.879	1:41.691	17	1:58.639		21	2:00.697	19.131
96	1:58.865	13.983	14	3:10.569	1:25.004	19	2:01.906	1:51.203	63	1:58.775	00.429	3	1:59.339	21.098
21	1:58.680	19.919	3	1:59.690	1:36.674	Num Lap Time Gap			59	1:58.808	03.456	66	1:58.951	23.376
20	2:00.579	29.351	66	1:59.514	1:41.212	Lap 17			14	1:58.781	03.936	6	1:58.556	27.123
50	1:59.820	29.669	6	1:58.954	1:48.119	96	2:04.287		96	2:01.521	07.858	27	1:59.917	42.725
3	2:04.633	32.637	8	3:04.787	1:55.639	21	2:03.155	04.889	10	1:59.525	11.223	20	2:01.687	47.591
19	1:59.894	32.695	19	3:18.113	1:58.091	20	2:03.836	17.138	21	2:01.443	15.961	50	2:06.824	54.189
66	2:04.544	33.136	Num Lap Time Gap			50	2:04.171	17.934	3	1:59.468	20.458	19	2:01.249	57.607
6	2:04.882	37.958	Lap 15			99	2:02.238	1 Lap	66	1:59.183	23.495	99	2:01.206	1:36.715
27	2:01.221	38.767	63	2:01.860		8	3:13.161	1 Lap	6	1:58.710	28.338	Num Lap Time Gap		
8	2:01.323	41.521	10	1:58.621	07.029	17	1:59.150	58.343	50	2:06.460	37.620	Lap 22		
99	2:13.119	1:13.006	96	1:59.375	12.528	63	1:58.748	58.691	27	2:01.124	40.371	17	1:58.892	
Num Lap Time Gap			21	1:59.180	18.102	59	1:59.228	1:02.471	20	2:02.558	41.664	63	1:58.919	00.395
Lap 13			20	2:00.533	29.342	14	1:58.897	1:02.764	19	2:01.954	53.551	59	1:58.794	02.828
63	1:58.518		50	1:59.732	29.896	10	3:14.602	1:08.507	99	2:01.930	1:32.822	14	1:58.700	03.183
10	1:59.072	09.966	99	2:05.839	1 Lap	3	1:59.648	1:17.922	Num Lap Time Gap			96	2:00.000	10.010





Silverstone
International GT Open
Race - 2
Analysis by Lap



Num	Lap Time	Gap
10	1:59.492	12.763
21	2:00.420	20.659
3	1:59.474	21.680
66	1:59.011	23.495
6	1:58.383	26.614
27	1:59.894	43.727
20	2:01.295	49.994
50	2:07.386	1:02.683
19	2:04.022	1:02.737
99	2:03.874	1:41.697

Lap 23

17	1:58.761	
63	1:58.741	00.375
59	1:58.746	02.813
14	1:59.460	03.882
96	1:59.888	11.137
10	1:59.381	13.383
21	2:00.668	22.566
3	2:00.133	23.052
66	1:59.122	23.856
6	1:58.401	26.254
27	2:00.043	45.009
20	2:01.533	52.766
50	2:09.062	1:12.984
19	2:09.200	1:13.176
99	2:04.057	1:46.993

Lap 24

17	1:59.021	
63	1:58.996	00.350
59	1:58.717	02.509
14	1:58.438	03.299
96	1:59.343	11.459
10	1:59.471	13.833
3	2:00.560	24.591
21	2:01.873	25.418
66	2:00.892	25.727
6	1:58.880	26.113
27	1:59.766	45.754

Num	Lap Time	Gap
20	2:01.343	55.088
19	2:05.776	1:19.931
50	2:09.372	1:23.335
99	2:02.288	1:50.260

Lap 25

17	1:59.123	
63	1:59.092	00.319
59	1:58.788	02.174
14	1:58.400	02.576
96	1:59.195	11.531
10	1:58.968	13.678
3	1:59.316	24.784
21	1:59.834	26.129
66	1:59.951	26.555
6	1:59.917	26.907
27	1:59.634	46.265
20	2:02.382	58.347
19	2:02.031	1:22.839
50	2:07.519	1:31.731
99	2:02.156	1:53.293

Lap 26

17	1:59.658	
63	1:59.547	00.208
59	1:58.548	01.064
14	1:58.660	01.578
96	1:59.240	11.113
10	1:59.436	13.456
3	1:59.278	24.404
66	1:59.906	26.803
21	2:00.459	26.930
6	1:59.932	27.181
27	2:00.348	46.955
20	2:03.329	1:02.018
19	2:01.710	1:24.891
50	2:06.998	1:39.071
99	2:02.809	1:56.444

Lap 27

17	1:59.816	
63	1:59.950	00.342
59	1:59.408	00.656
14	1:59.200	00.962
96	1:59.439	10.736
10	1:59.367	13.007
3	1:59.180	23.768
66	1:59.765	26.752
6	2:00.409	27.774
21	2:01.485	28.599
27	2:00.387	47.526
20	2:01.923	1:04.125
19	2:01.100	1:26.175
50	2:07.938	1:47.193

Lap 28

17	1:59.460	
63	1:59.497	00.379
59	1:59.796	00.992
14	2:01.122	02.624
99	2:06.858	1 Lap
96	1:59.574	10.850
10	1:59.429	12.976
3	1:59.164	23.472
66	1:59.337	26.629
6	1:59.071	27.385
21	2:00.409	29.548
27	2:00.301	48.367
20	2:01.863	1:06.528
19	2:00.709	1:27.424
50	2:07.488	1:55.221

Lap 29

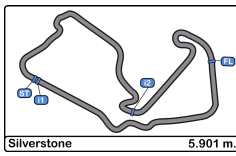
17	1:59.235	
63	1:59.231	00.375
59	1:59.490	01.247
14	2:01.122	04.511
99	2:03.652	1 Lap
96	2:00.343	11.958

10	1:59.603	13.344
3	1:59.182	23.419
66	1:59.932	27.326
6	1:59.597	27.747
21	2:00.367	30.680
27	2:00.073	49.205
20	2:03.637	1:10.930
19	2:04.133	1:32.322

Lap 30

17	1:59.427	
63	1:59.411	00.359
50	2:09.579	1 Lap
10	2:02.442	16.359
14	2:12.103	17.187
99	2:13.605	1 Lap
3	1:59.396	23.388
59	2:25.533	27.353
96	2:15.505	28.036
6	1:59.954	28.274
66	2:01.087	28.986
21	2:00.683	31.936
27	2:00.112	49.890
20	2:03.680	1:15.183
19	2:03.965	1:36.860



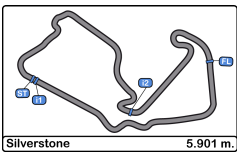


Silverstone
International GT Open
Race - 2
Best Sectors Results





Sector - 1				Sector - 2				Sector - 3				Ideal Lap vs Best Lap				
Clas	Nº	Driver	Time	Nº	Driver	Time	Nº	Driver	Time	Clas	Nº	Driver	Ideal Lap	Best Lap	Clas	
1	21	Cameron - Griffin	35.346	14	Siedler - Grenier	51.638	14	Siedler - Grenier	30.872	1	14	Siedler - Grenier	1:58.028	1:58.165	1	
2	59	Kodrić - Chaves	35.392	63	Costa - Altoè	51.721	63	Costa - Altoè	30.937	2	63	Costa - Altoè	1:58.106	1:58.362	2	
3	6	Zampieri - Spinelli	35.431	59	Kodrić - Chaves	51.803	6	Zampieri - Spinelli	30.966	3	6	Zampieri - Spinelli	1:58.200	1:58.383	4	
4	10	Ramos - Crestani	35.447	6	Zampieri - Spinelli	51.803	96	Wilkinson - Turner	30.980	4	59	Kodrić - Chaves	1:58.229	1:58.370	3	
5	63	Costa - Altoè	35.448	10	Ramos - Crestani	51.869	17	Rueda - Saravia	31.001	5	21	Cameron - Griffin	1:58.406	1:58.680	7	
6	3	Visser - Gonda	35.500	20	Pierburg - Onslow-Cole	51.895	59	Kodrić - Chaves	31.034	6	10	Ramos - Crestani	1:58.498	1:58.621	5	
7	17	Rueda - Saravia	35.512	21	Cameron - Griffin	51.966	66	Schandorff - Tujula	31.052	7	17	Rueda - Saravia	1:58.535	1:58.639	6	
8	14	Siedler - Grenier	35.518	17	Rueda - Saravia	52.022	21	Cameron - Griffin	31.094	8	96	Wilkinson - Turner	1:58.724	1:58.852	8	
9	96	Wilkinson - Turner	35.587	96	Wilkinson - Turner	52.157	50	Hartshorne - Hancock	31.133	9	20	Pierburg - Onslow-Cole	1:58.779	1:58.953	10	
10	66	Schandorff - Tujula	35.618	66	Schandorff - Tujula	52.159	10	Ramos - Crestani	31.182	10	66	Schandorff - Tujula	1:58.829	1:58.951	9	
11	20	Pierburg - Onslow-Cole	35.639	3	Visser - Gonda	52.213	27	De Marco - Martínez	31.203	11	3	Visser - Gonda	1:58.986	1:59.164	11	
12	50	Hartshorne - Hancock	35.670	50	Hartshorne - Hancock	52.493	20	Pierburg - Onslow-Cole	31.245	12	50	Hartshorne - Hancock	1:59.296	1:59.323	12	
13	27	De Marco - Martínez	35.768	27	De Marco - Martínez	52.518	3	Visser - Gonda	31.273	13	27	De Marco - Martínez	1:59.489	1:59.634	13	
14	19	Liang - Giammaria	35.813	19	Liang - Giammaria	52.585	12	Leo - Razak	31.383	14	19	Liang - Giammaria	1:59.863	1:59.894	14	
15	12	Leo - Razak	36.049	8	Giuseppe Cipriani	52.593	19	Liang - Giammaria	31.465	15	12	Leo - Razak	2:00.304	2:00.603	16	
16	8	Giuseppe Cipriani	36.265	99	Da Costa - Sardinha	52.767	8	Giuseppe Cipriani	31.488	16	8	Giuseppe Cipriani	2:00.346	2:00.540	15	
17	99	Da Costa - Sardinha	36.490	12	Leo - Razak	52.872	99	Da Costa - Sardinha	31.524	17	99	Da Costa - Sardinha	2:00.781	2:00.866	17	
18	33	Ward - Dontje	40.644	33	Ward - Dontje	59.636	33	Ward - Dontje	37.053	18	33	Ward - Dontje	2:17.333	2:17.333	18	



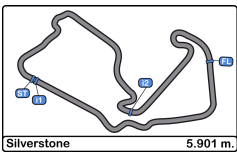


Silverstone
International GT Open
Race - 2
Leader Sequence



Nº	Entrant/Team	Nat	Driver 1	Nat	Driver 2	Nat	Vehicle	Cat	Start Lap	End Lap	Laps	Total Laps
63	Emil Frey Racing	 CHE	<u>Albert Costa</u>	 ESP	Giacomo Altoè	 ITA	Lamborghini Huracan GT3 EVO	PRO	1	15	15	15
10	SPS Automotive Performance	 DEU	Miguel Ramos	 PRT	<u>Fabrizio Crestani</u>	 ITA	Mercedes AMG GT3	PRO	16	16	1	1
96	Optimum Motorsport	 GBR	Oliver Wilkinson	 GBR	<u>Darren Turner</u>	 GBR	Aston Martin GT3 AMR MY2019	PRO	17	17	1	1
17	Teo Martín Motorsport	 ESP	<u>Fran Rueda</u>	 ESP	Andrés Saravia	 GTM	McLaren 720 s	PRO	18	30	13	13



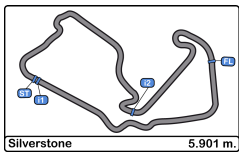


Silverstone
International GT Open
Race - 2
Best 5 Lap Times



Cl	Nº	Entrant/Team	Nat	Driver 1	Nat	Status	Driver 2	Nat	Status	Vehicle	Cat	Cl	Best 1		Best 2		Best 3		Best 4		Best 5	
													Time	Lap	Time	Lap	Time	Lap	Time	Lap	Time	Lap
1	14	Emil Frey Racing	CH	Norbert Siedler	CH	AUT	Mikaël Grenier	CA	PRO	Lamborghini Huracan GT3 EVO	PRO	1	1:58.165	15	1:58.225	16	1:58.400	25	1:58.438	24	1:58.660	26
2	63	Emil Frey Racing	CH	Albert Costa	ES	ESP	Giacomo Altoè	IT	PRO	Lamborghini Huracan GT3 EVO	PRO	2	1:58.362	4	1:58.371	11	1:58.375	8	1:58.414	10	1:58.429	6
3	59	Teo Martín Motorsport	ES	Martin Kodrić	HR	HRV	Henrique Chaves	PT	PRO	McLaren 720 s	PRO	3	1:58.370	15	1:58.548	26	1:58.713	18	1:58.717	24	1:58.737	20
4	6	Antonelli MotorSport	IT	Daniel Zampieri	IT	ITA	Loris Spinelli	IT	PRO	Mercedes AMG GT3	PRO	4	1:58.383	22	1:58.401	23	1:58.408	20	1:58.556	21	1:58.638	16
5	10	SPS Automotive Performance	DE	Miguel Ramos	PT	PRT	Fabrizio Crestani	IT	PRO	Mercedes AMG GT3	PRO	5	1:58.621	15	1:58.812	14	1:58.968	25	1:58.976	5	1:59.072	13
6	17	Teo Martín Motorsport	ES	Fran Rueda	ES	ESP	Andrés Saravia	GT	PRO	McLaren 720 s	PRO	6	1:58.639	19	1:58.761	23	1:58.883	11	1:58.889	21	1:58.892	22
7	21	Spirit of Race	IT	Duncan Cameron	GB	GBR	Matt Griffin	IR	PROAM	Ferrari 488 GT3	PROAM	1	1:58.680	12	1:58.707	11	1:58.773	14	1:58.821	9	1:58.937	8
8	96	Optimum Motorsport	GB	Oliver Wilkinson	GB	GBR	Darren Turner	GB	PRO	Aston Martin GT3 AMR MY2019	PRO	7	1:58.852	16	1:58.865	12	1:58.975	14	1:59.067	11	1:59.083	13
9	66	Vincenzo Sospiri Racing	IT	Frederik Schandorff	DK	DNK	Tuomas Tujula	FI	PROAM	Lamborghini Huracan GT3 EVO	PROAM	2	1:58.951	21	1:59.011	22	1:59.109	20	1:59.114	18	1:59.122	23
10	20	SPS Automotive Performance	DE	Valentin Pierburg	DE	DEU	Tom Onslow-Cole	GB	PROAM	Mercedes AMG GT3	PROAM	3	1:58.953	14	1:59.393	13	1:59.627	16	1:59.709	9	1:59.773	8
11	3	Senkyr Motorsport	CZ	Beitske Visser	NL	NLD	Richard Gonda	SK	PRO	BMW M6 GT3	PRO	8	1:59.164	28	1:59.180	27	1:59.182	29	1:59.278	26	1:59.316	25
12	50	Kessel Racing	CH	John Hartshorne	GB	GBR	Oliver Hancock	GB	PROAM	Ferrari 488 GT3	PROAM	4	1:59.323	11	1:59.534	16	1:59.690	14	1:59.693	13	1:59.732	15
13	27	Lazarus Racing	IT	Nicola De Marco	IT	ITA	Eliseo Martínez	ES	PRO	Lamborghini Huracan GT3 EVO	PRO	9	1:59.634	25	1:59.766	24	1:59.878	17	1:59.894	22	1:59.917	21
14	19	Raton Racing by Target	IT	Jiatong Liang	CN	CHN	Raffaele Giammaria	IT	PROAM	Lamborghini Huracan GT3 EVO	PROAM	5	1:59.894	12	2:00.331	11	2:00.379	10	2:00.653	6	2:00.709	28
15	8	Antonelli MotorSport	IT	Giuseppe Cipriani	IT	ITA			AM	Mercedes AMG GT3	AM	1	2:00.540	15	2:01.139	9	2:01.175	7	2:01.243	11	2:01.252	10
16	12	Ombra Racing	IT	Federico Leo	IT	ITA	Najiy Razak	MY	PRO	Lamborghini Huracan GT3 EVO	PRO	10	2:00.603	8	2:00.824	6	2:00.923	5	2:00.932	3	2:01.034	9
17	99	Sports and You	PT	Manuel Da Costa	PT	PRT	Miguel Sardinha	PT	AM	Mercedes AMG GT3	AM	2	2:00.866	20	2:01.206	21	2:01.930	19	2:02.010	17	2:02.049	18
18	33	HTP Motorsport / Winward Racing	DE	Russell Ward	US	USA	Indy Dontje	NL	PROAM	Mercedes AMG GT3	PROAM	6	2:17.333	1								



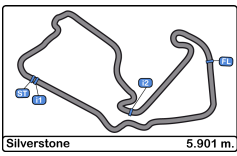


Silverstone
International GT Open
Race - 2
Best 5 Top Speeds















Cl	Nº	Entrant/Team	Nat	Driver 1	Nat	Driver 2	Nat	Vehicle	Cat	Cl	Top 1		Top 2		Top 3		Top 4		Top 5		Avg
											Km/h	Lap	Km/h	Lap	Km/h	Lap	Km/h	Lap	Km/h	Lap	
1	59	Teo Martín Motorsport	ESP	Martin Kodrić	HRV	Henrique Chaves	PRY	McLaren 720 s	PRO	1	253.5	21	253.5	22	253.5	26	252.9	19	252.9	23	253.2
2	14	Emil Frey Racing	CHE	Norbert Siedler	AUT	Mikaël Grenier	CAN	Lamborghini Huracan GT3 EVO	PRO	2	252.3	20	251.7	19	251.7	21	251.7	24	251.1	17	251.7
3	21	Spirit of Race	ITA	Duncan Cameron	GBR	Matt Griffin	IRL	Ferrari 488 GT3	PROAM	1	252.3	1	251.1	4	251.1	22	250.5	19	250.5	21	251.1
4	17	Teo Martín Motorsport	ESP	Fran Rueda	ESP	Andrés Saravia	GTN	McLaren 720 s	PRO	3	251.7	5	251.7	20	251.7	21	251.1	4	251.1	18	251.5
5	50	Kessel Racing	CHE	John Hartshorne	GBR	Oliver Hancock	GBR	Ferrari 488 GT3	PROAM	2	251.7	5	251.7	7	251.7	16	251.1	9	251.1	10	251.5
6	66	Vincenzo Sospiri Racing	ITA	Frederik Schandorff	DNK	Tuomas Tujula	FIN	Lamborghini Huracan GT3 EVO	PROAM	3	251.7	21	251.1	3	251.1	24	250.5	20	250.5	23	251.0
7	3	Senkyr Motorsport	CZE	Beitske Visser	NLD	Richard Gonda	SVK	BMW M6 GT3	PRO	4	250.5	20	250.0	21	249.4	18	248.8	23	248.2	16	249.4
8	20	SPS Automotive Performance	DEU	Valentin Pierburg	DEU	Tom Onslow-Cole	GBR	Mercedes AMG GT3	PROAM	4	250.5	5	248.8	6	247.7	21	247.1	1	247.1	2	248.2
9	63	Emil Frey Racing	CHE	Albert Costa	ESP	Giacomo Altoè	ITA	Lamborghini Huracan GT3 EVO	PRO	5	250.5	25	250.0	27	249.4	28	248.8	19	248.2	21	249.4
10	96	Optimum Motorsport	GBR	Oliver Wilkinson	GBR	Darren Turner	GBR	Aston Martin GT3 AMR MY2019	PRO	6	250.5	16	250.0	2	250.0	17	250.0	18	250.0	20	250.1
11	12	Ombra Racing	ITA	Federico Leo	ITA	Najjy Razak	MYS	Lamborghini Huracan GT3 EVO	PRO	7	250.0	4	250.0	9	249.4	5	248.8	1	248.2	2	249.3
12	19	Raton Racing by Target	ITA	Jiatong Liang	CHN	Raffaele Giammaria	ITA	Lamborghini Huracan GT3 EVO	PROAM	5	250.0	5	247.7	10	247.1	6	247.1	15	247.1	22	247.8
13	6	Antonelli MotorSport	ITA	Daniel Zampieri	ITA	Loris Spinelli	ITA	Mercedes AMG GT3	PRO	8	249.4	20	249.4	24	248.8	26	248.2	4	248.2	19	248.8
14	10	SPS Automotive Performance	DEU	Miguel Ramos	PRY	Fabrizio Crestani	ITA	Mercedes AMG GT3	PRO	9	248.2	24	247.7	21	247.1	16	247.1	19	247.1	20	247.4
15	27	Lazarus Racing	ITA	Nicola De Marco	ITA	Eliseo Martínez	ESP	Lamborghini Huracan GT3 EVO	PRO	10	248.2	3	248.2	19	248.2	20	247.7	4	247.7	6	248.0
16	99	Sports and You	PRY	Manuel Da Costa	PRY	Miguel Sardinha	PRY	Mercedes AMG GT3	AM	1	248.2	18	248.2	20	247.1	15	247.1	16	247.1	21	247.5
17	8	Antonelli MotorSport	ITA	Giuseppe Cipriani	ITA			Mercedes AMG GT3	AM	2	246.5	5	246.0	2	246.0	3	246.0	4	246.0	15	246.1
18	33	HTP Motorsport / Winward Racing	DEU	Russell Ward	USA	Indy Dontje	NLD	Mercedes AMG GT3	PROAM	6	246.0	1									246.0



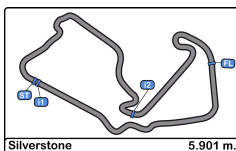


Silverstone
International GT Open
Race - 2
Fastest Laps Sequence



Lap	Time of Day	Session Time	Nº	Entrant/Team	Nat	Driver 1	Nat	Driver 2	Nat	Vehicle	Cat	Time	Km/h
2	15:03:13.859	4:00.859	63	Emil Frey Racing	 CHE	<u>Albert Costa</u>	 ESP	Giacomo Altoè	 ITA	Lamborghini Huracan GT3 EVO	PRO	1:59.286	178.0
3	15:05:12.567	5:59.567	63	Emil Frey Racing	 CHE	<u>Albert Costa</u>	 ESP	Giacomo Altoè	 ITA	Lamborghini Huracan GT3 EVO	PRO	1:58.708	178.9
4	15:07:10.929	7:57.929	63	Emil Frey Racing	 CHE	<u>Albert Costa</u>	 ESP	Giacomo Altoè	 ITA	Lamborghini Huracan GT3 EVO	PRO	1:58.362	179.4
15	15:30:19.285	31:06.285	14	Emil Frey Racing	 CHE	<u>Norbert Siedler</u>	 AUT	Mikaël Grenier	 CAN	Lamborghini Huracan GT3 EVO	PRO	1:58.165	179.7





Silverstone
International GT Open

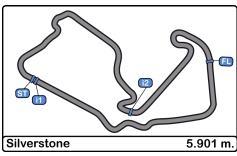
Race - 2

Event Best Maximum Speed



Nº	Entrant/Team	Nat	Driver 1	Nat	Driver 2	Nat	Vehicle	Cat	Km/h	Session
59	Teo Martín Motorsport		Martin Kodrić		Henrique Chaves		McLaren 720 s	PRO	255.9	Race - 1
50	Kessel Racing		John Hartshorne		Oliver Hancock		Ferrari 488 GT3	PROAM	254.7	Race - 1
21	Spirit of Race		Duncan Cameron		Matt Griffin		Ferrari 488 GT3	PROAM	254.1	Race - 1
17	Teo Martín Motorsport		Fran Rueda		Andrés Saravia		McLaren 720 s	PRO	254.1	Race - 1
16	Teo Martín Motorsport		Marcelo Hahn		Allam Khodair		McLaren 720 s	PROAM	253.5	Qualifying - 1 Driver - 2
3	Senkyr Motorsport		Beitske Visser		Richard Gonda		BMW M6 GT3	PRO	253.5	Race - 1
20	SPS Automotive Performance		Valentin Pierburg		Tom Onslow-Cole		Mercedes AMG GT3	PROAM	253.5	Race - 1
14	Emil Frey Racing		Norbert Siedler		Mikaël Grenier		Lamborghini Huracan GT3 EVO	PRO	252.9	Race - 1
66	Vincenzo Sospiri Racing		Frederik Schandorff		Tuomas Tujula		Lamborghini Huracan GT3 EVO	PROAM	252.9	Race - 1
96	Optimum Motorsport		Oliver Wilkinson		Darren Turner		Aston Martin GT3 AMR MY2019	PRO	252.3	Race - 1
19	Raton Racing by Target		Jiatong Liang		Raffaele Giammaria		Lamborghini Huracan GT3 EVO	PROAM	251.7	Race - 1
33	HTP Motorsport / Winward Racing		Russell Ward		Indy Dontje		Mercedes AMG GT3	PROAM	251.7	Race - 1
12	Ombra Racing		Federico Leo		Najiy Razak		Lamborghini Huracan GT3 EVO	PRO	251.1	Qualifying - 1 Driver - 1
63	Emil Frey Racing		Albert Costa		Giacomo Altoè		Lamborghini Huracan GT3 EVO	PRO	251.1	Qualifying - 1 Driver - 2
10	SPS Automotive Performance		Miguel Ramos		Fabrizio Crestani		Mercedes AMG GT3	PRO	251.1	Race - 1
99	Sports and You		Manuel Da Costa		Miguel Sardinha		Mercedes AMG GT3	AM	250.5	Qualifying - 1 Driver - 1
27	Lazarus Racing		Nicola De Marco		Eliseo Martínez		Lamborghini Huracan GT3 EVO	PRO	250.5	Race - 1
9	Antonelli MotorSport		Davide Roda				Mercedes AMG GT3	AM	250.5	Race - 1
6	Antonelli MotorSport		Daniel Zampieri		Loris Spinelli		Mercedes AMG GT3	PRO	250.0	Qualifying - 1 Driver - 1
8	Antonelli MotorSport		Giuseppe Cipriani				Mercedes AMG GT3	AM	249.4	Race - 1





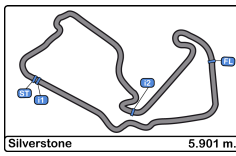
Silverstone
International GT Open
Race - 2
Lap Chart



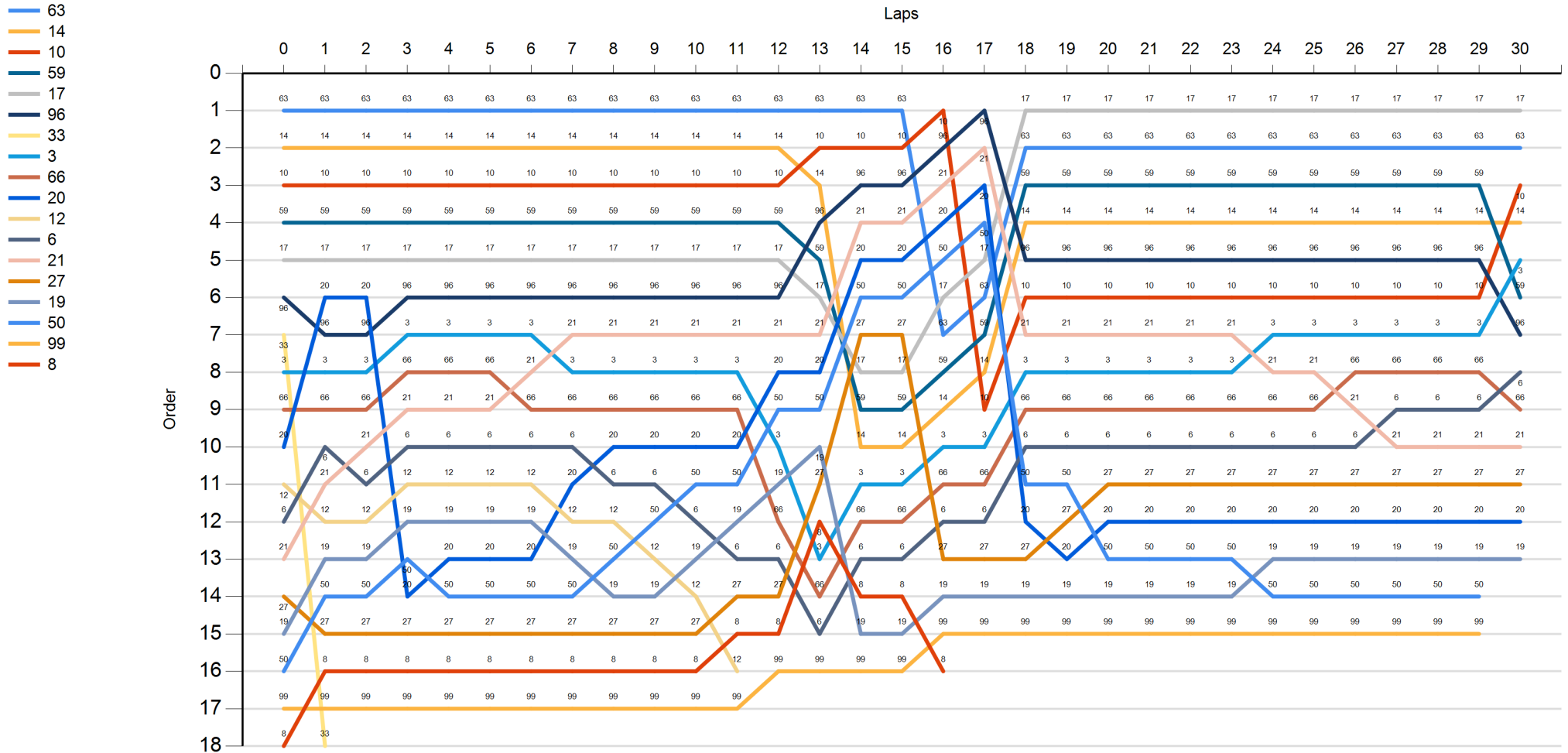
LAP

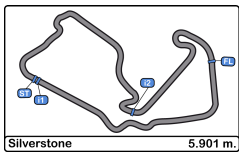
Nr	Po	Grid	1	2	3	4	5	6	7	8	9	10	11	12	13	14	15	16	17	18	19	20	21	22	23	24	25	26	27	28	29	30
63	1	63	63	63	63	63	63	63	63	63	63	63	63	63	63	63	10	96	17	17	17	17	17	17	17	17	17	17	17	17	17	
14	2	14	14	14	14	14	14	14	14	14	14	14	14	14	10	10	10	96	21	63	63	63	63	63	63	63	63	63	63	63	63	63
10	3	10	10	10	10	10	10	10	10	10	10	10	10	10	14	96	96	21	20	59	59	59	59	59	59	59	59	59	59	59	10	
59	4	59	59	59	59	59	59	59	59	59	59	59	59	59	96	21	21	20	50	14	14	14	14	14	14	14	14	14	14	14	14	
17	5	17	17	17	17	17	17	17	17	17	17	17	17	17	59	20	20	50	17	96	96	96	96	96	96	96	96	96	96	96	3	
96	6	96	20	20	96	96	96	96	96	96	96	96	96	96	17	50	50	17	63	10	10	10	10	10	10	10	10	10	10	10	59	
33	7	33	96	96	3	3	3	3	21	21	21	21	21	21	21	27	27	63	59	21	21	21	21	21	3	3	3	3	3	96		
3	8	3	3	3	66	66	66	21	3	3	3	3	3	20	20	17	17	59	14	3	3	3	3	3	21	21	66	66	66	66	6	
66	9	66	66	66	21	21	21	66	66	66	66	66	66	50	50	59	59	14	10	66	66	66	66	66	66	66	66	21	6	6	66	
20	10	20	6	21	6	6	6	6	6	20	20	20	20	3	19	14	14	3	3	6	6	6	6	6	6	6	6	6	21	21	21	
12	11	12	21	6	12	12	12	12	20	6	6	50	50	19	27	3	3	66	66	50	50	27	27	27	27	27	27	27	27	27	27	
6	12	6	12	12	19	19	19	19	12	12	50	6	19	66	8	66	66	6	6	20	27	20	20	20	20	20	20	20	20	20	20	
21	13	21	19	19	50	20	20	20	19	50	12	19	6	6	3	6	6	27	27	27	20	50	50	50	50	19	19	19	19	19	19	
27	14	27	50	50	20	50	50	50	50	19	19	12	27	27	66	8	8	19	19	19	19	19	19	19	50	50	50	50	50	50		
19	15	19	27	27	27	27	27	27	27	27	27	8	8	8	6	19	19	99	99	99	99	99	99	99	99	99	99	99	99	99		
50	16	50	8	8	8	8	8	8	8	8	8	12	99	99	99	99	8															
99	17	99	99	99	99	99	99	99	99	99	99	99	99																			
8	18	8	33																													





Silverstone
International GT Open
Race - 2
Graphic Lap Chart



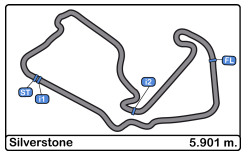


Silverstone
International GT Open
Race - 2
Pit Stop Analysis



Nr.	In Day Time	Entrant/Team	Nat	Driver 1	Nat	Driver 2	Nat	Vehicle	Cat	In Time	Stop N°	Pit Time	Handicap	Penalty
3	15:23:29.906	Senkyr Motorsport	CZE	Beitske Visser	NLD	Richard Gonda	SVK	BMW M6 GT3	PRO	24:16.684	1	1:05.673	1:05	
66	15:23:30.371	Vincenzo Sospiri Racing	ITA	Frederik Schandorff	DNK	Tuomas Tujula	FIN	Lamborghini Huracan GT3 EVO	PROAM	24:17.148	1	1:10.365	1:10	
6	15:23:34.939	Antonelli MotorSport	ITA	Daniel Zampieri	ITA	Loris Spinelli	ITA	Mercedes AMG GT3	PRO	24:21.717	1	1:11.381	1:05	
99	15:24:09.910	Sports and You	PRT	Manuel Da Costa	PRT	Miguel Sardinha	PRT	Mercedes AMG GT3	AM	24:56.688	1	1:15.065	1:15	
14	15:25:08.298	Emil Frey Racing	CHE	Norbert Siedler	AUT	Mikaël Grenier	CAN	Lamborghini Huracan GT3 EVO	PRO	25:55.076	1	1:16.570	1:15	
59	15:25:11.534	Teo Martín Motorsport	ESP	Martin Kodrić	HRV	Henrique Chaves	PRT	McLaren 720 s	PRO	25:58.312	1	1:10.143	1:10	
17	15:25:12.287	Teo Martín Motorsport	ESP	Fran Rueda	ESP	Andrés Saravia	GTM	McLaren 720 s	PRO	25:59.064	1	1:04.945	1:05	-0.055
19	15:25:34.211	Raton Racing by Target	ITA	Jiatong Liang	CHN	Raffaele Giammaria	ITA	Lamborghini Huracan GT3 EVO	PROAM	26:20.989	1	1:20.394	1:20	
8	15:25:45.124	Antonelli MotorSport	ITA	Giuseppe Cipriani	ITA			Mercedes AMG GT3	AM	26:31.902	1	1:06.000	1:05	
63	15:28:56.259	Emil Frey Racing	CHE	Albert Costa	ESP	Giacomo Altoè	ITA	Lamborghini Huracan GT3 EVO	PRO	29:43.037	1	1:20.792	1:20	
27	15:29:44.518	Lazarus Racing	ITA	Nicola De Marco	ITA	Eliseo Martínez	ESP	Lamborghini Huracan GT3 EVO	PRO	30:31.296	1	1:06.004	1:05	
10	15:31:05.743	SPS Automotive Performance	DEU	Miguel Ramos	PRT	Fabrizio Crestani	ITA	Mercedes AMG GT3	PRO	31:52.521	1	1:16.675	1:15	
96	15:33:11.665	Optimum Motorsport	GBR	Oliver Wilkinson	GBR	Darren Turner	GBR	Aston Martin GT3 AMR MY2019	PRO	33:58.443	1	1:07.088	1:05	
21	15:33:16.694	Spirit of Race	ITA	Duncan Cameron	GBR	Matt Griffin	IRL	Ferrari 488 GT3	PROAM	34:03.472	1	1:07.353	1:05	
20	15:33:28.728	SPS Automotive Performance	DEU	Valentin Pierburg	DEU	Tom Onslow-Cole	GBR	Mercedes AMG GT3	PROAM	34:15.506	1	1:20.778	1:20	
50	15:33:29.580	Kessel Racing	CHE	John Hartshorne	GBR	Oliver Hancock	GBR	Ferrari 488 GT3	PROAM	34:16.358	1	1:07.600	1:05	

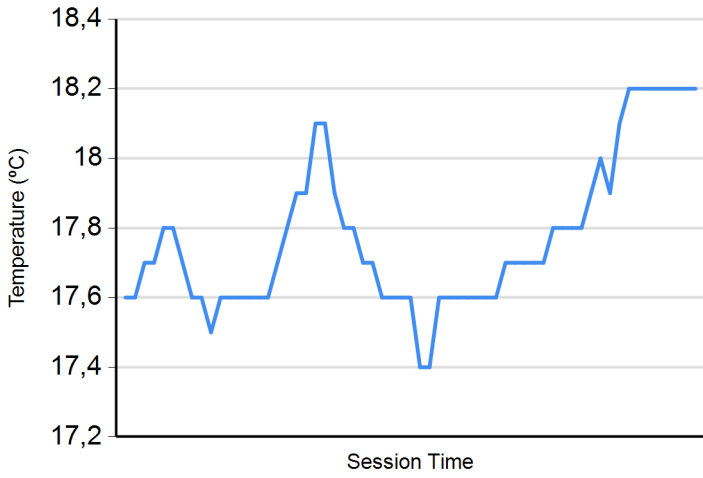




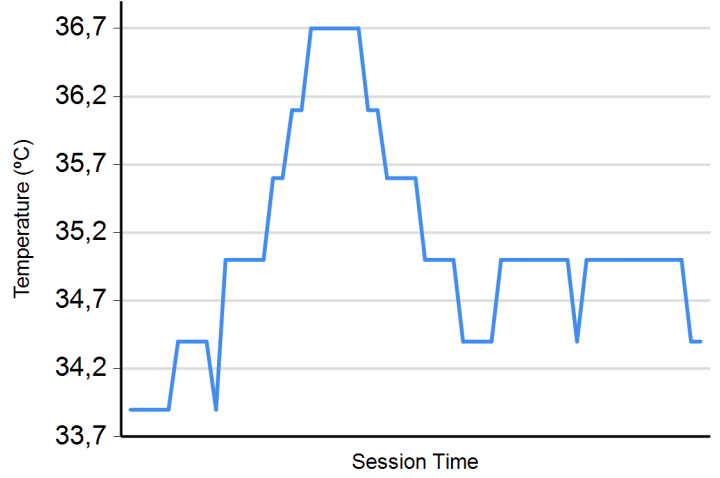
Silverstone
International GT Open
Race - 2
Weather Report



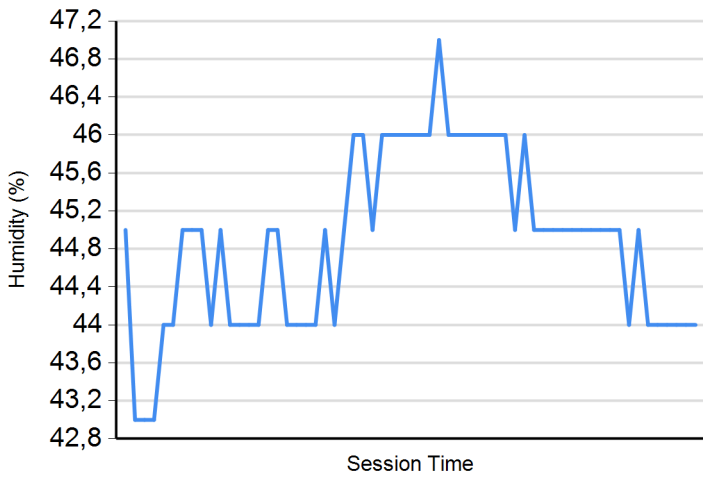
Air Temperature



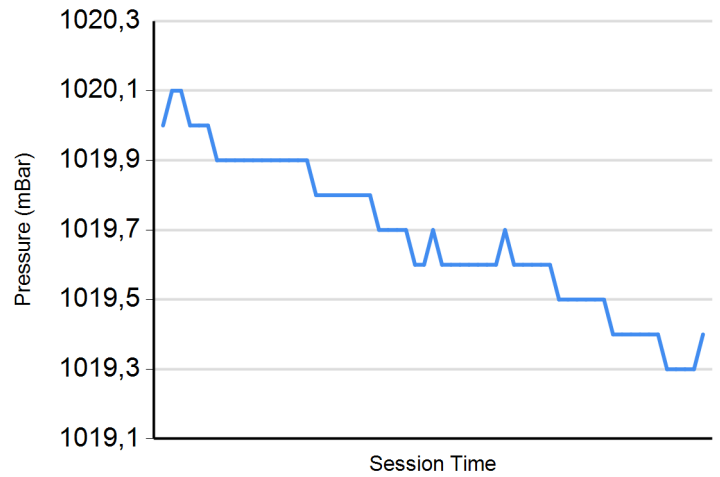
Track Temperature



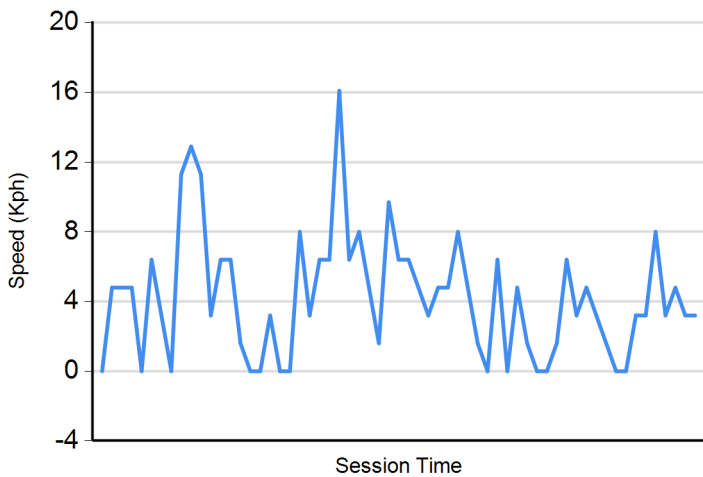
Humidity



Pressure



Wind Speed



Wind direction

North = 0°/360° Est = 90° South = 180° West = 270°

