

Silverstone  
Euroformula Open  
Free Practice - 1  
Provisional Results



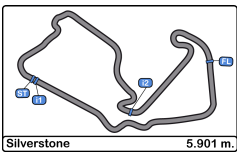
Clas	Nº	Entrant	Nat	Driver	Nat	Cat	Clas	Chassis - Engine	Team	Laps	Best	Time	Gap	Interval	Km/h
1	14	Team Motopark	DEU	Toshiko Oyu	JPN	R	1	Dallara F317 Spiess	Team Motopark	17	14	1:50.285			192.6
2	63	Carlin Motorsport	GBR	Nicolai Kjaergaard	DNK	R	2	Dallara F317 Spiess	Carlin Motorsport	17	16	1:50.417	0.132	0.132	192.3
3	33	Team Motopark	DEU	Enaam Ahmed	GBR			Dallara F317 Spiess	Team Motopark	15	11	1:50.518	0.233	0.101	192.2
4	26	Double R	GBR	Linus Lundqvist	SWE	R	3	Dallara F317 HWA	Double R	15	14	1:50.573	0.288	0.055	192.1
5	12	Carlin Motorsport	GBR	Christian Hahn	BRA			Dallara F317 Spiess	Carlin Motorsport	17	16	1:50.613	0.328	0.040	192.0
6	31	Carlin Motorsport	GBR	Billy Monger	GBR	R	4	Dallara F317 Spiess	Carlin Motorsport	17	16	1:50.682	0.397	0.069	191.9
7	25	Team Motopark	DEU	Cameron Das	USA			Dallara F317 Spiess	Team Motopark	16	14	1:51.230	0.945	0.548	190.9
8	30	Team Motopark	DEU	Dennis Hauger	NOR	R	5	Dallara F317 Spiess	Team Motopark	12	11	1:51.300	1.015	0.070	190.8
9	21	Fortec Motorsport	GBR	Calan Williams	AUS			Dallara F317 HWA	Fortec Motorsport	18	15	1:51.324	1.039	0.024	190.8
10	20	Fortec Motorsport	GBR	Manuel Maldonado	VEN	R	6	Dallara F317 HWA	Fortec Motorsport	15	6	1:51.533	1.248	0.209	190.4
11	18	Team Motopark	DEU	Niklas Krütten	DEU	R	7	Dallara F317 Spiess	Team Motopark	16	13	1:51.618	1.333	0.085	190.3
12	8	Teo Martin Motorsport	ESP	Lukas Dunner	AUT			Dallara F317 HWA	Teo Martin Motorsport	6	5	1:51.621	1.336	0.003	190.3
13	99	Drivex School	ESP	Rui Andrade	AGO	R	8	Dallara F317 HWA	Drivex School	18	16	1:52.202	1.917	0.581	189.3
14	55	Double R	GBR	Jamie Chadwick	GBR			Dallara F317 HWA	Double R	18	14	1:52.685	2.400	0.483	188.5
15	29	Stuart Wiltshire / CF	GBR	Stuart Wiltshire	GBR	R	9	Dallara F317 HWA	CF Racing	17	15	1:54.984	4.699	2.299	184.7

Published at:.....

Track Temp: 16.1 °C    Air Temp: 13.6 °C    Humidity: 79 %    Track Status: WET

Stewards:	Race Director:	Timekeeper: 
-----------	----------------	---





Silverstone  
Euroformula Open  
Free Practice - 1  
Provisional Results by Class



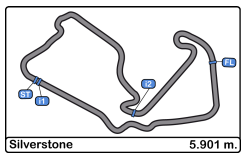
Clas	Nº	Entrant	Nat	Driver	Nat	Cat	Clas	Chassis - Engine	Team	Laps	Best	Time	Gap	Interval	Km/h
1	33	Team Motopark	DEU	Enaam Ahmed	GBR			Dallara F317 Spiess	Team Motopark	15	11	1:50.518			192.2
2	12	Carlin Motorsport	GBR	Christian Hahn	BRA			Dallara F317 Spiess	Carlin Motorsport	17	16	1:50.613	0.095	0.095	192.0
3	25	Team Motopark	DEU	Cameron Das	USA			Dallara F317 Spiess	Team Motopark	16	14	1:51.230	0.712	0.617	190.9
4	21	Fortec Motorsport	GBR	Calan Williams	AUS			Dallara F317 HWA	Fortec Motorsport	18	15	1:51.324	0.806	0.094	190.8
5	8	Teo Martin Motorsport	ESP	Lukas Dunner	AUT			Dallara F317 HWA	Teo Martin Motorsport	6	5	1:51.621	1.103	0.297	190.3
6	55	Double R	GBR	Jamie Chadwick	GBR			Dallara F317 HWA	Double R	18	14	1:52.685	2.167	1.064	188.5
<b>Rookie</b>															
1	14	Team Motopark	DEU	Toshiko Oyu	JPN	R	1	Dallara F317 Spiess	Team Motopark	17	14	1:50.285			192.6
2	63	Carlin Motorsport	GBR	Nicolai Kjaergaard	DNK	R	2	Dallara F317 Spiess	Carlin Motorsport	17	16	1:50.417	0.132	0.132	192.3
3	26	Double R	GBR	Linus Lundqvist	SWE	R	3	Dallara F317 HWA	Double R	15	14	1:50.573	0.288	0.156	192.1
4	31	Carlin Motorsport	GBR	Billy Monger	GBR	R	4	Dallara F317 Spiess	Carlin Motorsport	17	16	1:50.682	0.397	0.109	191.9
5	30	Team Motopark	DEU	Dennis Hauger	NOR	R	5	Dallara F317 Spiess	Team Motopark	12	11	1:51.300	1.015	0.618	190.8
6	20	Fortec Motorsport	GBR	Manuel Maldonado	VEN	R	6	Dallara F317 HWA	Fortec Motorsport	15	6	1:51.533	1.248	0.233	190.4
7	18	Team Motopark	DEU	Niklas Krütten	DEU	R	7	Dallara F317 Spiess	Team Motopark	16	13	1:51.618	1.333	0.085	190.3
8	99	Drivex School	ESP	Rui Andrade	AGO	R	8	Dallara F317 HWA	Drivex School	18	16	1:52.202	1.917	0.584	189.3
9	29	Stuart Wiltshire / CF	GBR	Stuart Wiltshire	GBR	R	9	Dallara F317 HWA	CF Racing	17	15	1:54.984	4.699	2.782	184.7

Published at:.....

Track Temp: 16.1 °C    Air Temp: 13.6 °C    Humidity: 79 %    Track Status: WET

Stewards:	Race Director:	Timekeeper: 
-----------	----------------	---





**Silverstone**  
Euroformula Open  
Free Practice - 1  
Lap Analysis



**8** Lukas Dunner  
Dallara F317 HWA  
Teo Martin Motorsport

Lap	D	Time	Sector 1	Sector 2	Sector 3	T. Spd	Elapsed
1		9:03:18.488 P	9:01:40.519	58.644	39.325	220.4	9:03:18.488
2		5:14.909	3:52.231	51.947	30.731	218.1	9:08:33.397
3		1:54.889	34.652	49.980	30.257	227.3	9:10:28.286
4		1:52.157	32.929	49.094	30.134	228.8	9:12:20.443
5		<b>1:51.621</b>	33.009	<b>48.501</b>	<b>30.111</b>	228.8	9:14:12.064
6		4:09.295 P	<b>32.928</b>	2:00.793	1:35.574	228.3	9:18:21.359

**12** Christian Hahn  
Dallara F317 Spiess  
Carlin Motorsport

Lap	D	Time	Sector 1	Sector 2	Sector 3	T. Spd	Elapsed
1		9:02:44.536	9:01:11.663	55.571	37.302	217.3	9:02:44.536
2		1:59.450	36.217	52.155	31.078	222.2	9:04:43.986
3		1:57.765	36.376	50.446	30.943	223.1	9:06:41.751
4		1:52.953	33.945	48.952	30.056	227.3	9:08:34.704
5		2:01.356 P	33.973	49.553	37.830	230.2	9:10:36.060
6		5:35.223	4:14.833	50.374	30.016	224.5	9:16:11.283
7		1:51.926	33.390	48.753	29.783	225.4	9:18:03.209
8		1:51.963	32.953	49.208	29.802	228.8	9:19:55.172
9		1:57.320 P	32.929	48.690	35.701	229.7	9:21:52.492
10		7:39.517	6:15.943	52.629	30.945	219.0	9:29:32.009
11		1:58.743	35.747	52.238	30.758	225.0	9:31:30.752
12		1:51.309	33.262	48.553	29.494	226.4	9:33:22.061
13		1:54.216	<b>32.542</b>	49.404	32.270	229.2	9:35:16.277
14		1:51.799	32.892	48.903	30.004	228.8	9:37:08.076
15		1:50.735	32.543	<b>48.400</b>	29.792	227.8	9:38:58.811
16		<b>1:50.613</b>	32.655	48.495	<b>29.463</b>	230.2	9:40:49.424
17		2:03.220 P	33.347	50.306	39.567	229.2	9:42:52.644

**14** Toshiko Oyu  
Dallara F317 Spiess  
R Team Motopark

Lap	D	Time	Sector 1	Sector 2	Sector 3	T. Spd	Elapsed
1		9:03:35.176 P	9:01:54.889	55.377	44.910	210.9	9:03:35.176
2		4:46.491	3:22.869	52.412	31.210	224.0	9:08:21.667
3		1:56.099	34.624	49.665	31.810	225.9	9:10:17.766
4		1:52.868	33.366	49.441	30.061	229.2	9:12:10.634
5		1:56.233	33.350	48.841	34.042	228.8	9:14:06.867
6		1:53.460	33.983	49.559	29.918	227.3	9:16:00.327
7		1:51.505	32.939	48.628	29.938	229.7	9:17:51.832
8		1:52.122	33.388	48.950	29.784	228.8	9:19:43.954
9		2:00.769 P	32.900	48.587	39.282	229.7	9:21:44.723
10		8:50.372	7:31.342	49.222	29.808	229.2	9:30:35.095
11		1:51.185	33.067	48.460	29.658	229.2	9:32:26.280
12		1:50.484	32.691	48.211	29.582	228.3	9:34:16.764
13		1:51.310	32.873	48.460	29.977	229.7	9:36:08.074
14		<b>1:50.285</b>	32.649	48.099	<b>29.537</b>	228.8	9:37:58.359
15		1:50.558	32.530	48.376	29.652	228.8	9:39:48.917
16		1:50.652	32.570	<b>48.079</b>	30.003	229.2	9:41:39.569
17		2:01.248 P	<b>32.495</b>	48.406	40.347	230.2	9:43:40.817

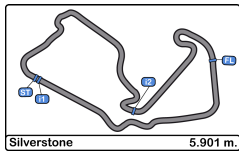
**18** Niklas Krütten  
Dallara F317 Spiess  
R Team Motopark

Lap	D	Time	Sector 1	Sector 2	Sector 3	T. Spd	Elapsed
1		9:04:46.248 P	9:02:55.350	1:06.056	44.842	170.6	9:04:46.248
2		5:50.310	4:23.156	55.012	32.142	191.1	9:10:36.558
3		2:03.976	35.912	53.061	35.003	207.2	9:12:40.534
4		1:54.453	34.284	50.140	30.029	228.3	9:14:34.987
5		1:54.094	34.644	49.431	30.019	229.2	9:16:29.081
6		1:53.183	33.863	49.154	30.166	227.3	9:18:22.264
7		1:52.839	33.830	49.050	29.959	229.2	9:20:15.103
8		1:52.330	33.463	48.975	29.892	231.2	9:22:07.433
9		1:52.513	33.512	48.826	30.175	230.2	9:23:59.946
10		1:59.184 P	33.744	49.416	36.024	229.7	9:25:59.130
11		8:06.801	6:43.999	52.071	30.731	193.8	9:34:05.931
12		1:52.002	33.563	48.751	<b>29.688</b>	230.2	9:35:57.933
13		<b>1:51.618</b>	33.310	<b>48.474</b>	29.834	228.8	9:37:49.551
14		1:51.637	<b>33.129</b>	48.681	29.827	229.2	9:39:41.188
15		1:52.209	33.195	49.215	29.799	228.8	9:41:33.397
16		1:59.678 P	33.389	49.064	37.225	230.7	9:43:33.075

**20** Manuel Maldonado  
Dallara F317 HWA  
R Fortec Motorsport

Lap	D	Time	Sector 1	Sector 2	Sector 3	T. Spd	Elapsed
1		9:04:41.441	9:03:00.316	1:05.609	35.516	175.3	9:04:41.441
2		2:08.881	39.508	56.642	32.731	205.7	9:06:50.322
3		2:00.779	36.446	52.695	31.638	215.1	9:08:51.101
4		1:54.677	34.311	50.140	30.226	222.2	9:10:45.778
5		1:52.459	33.415	49.097	29.947	224.0	9:12:38.237
6		<b>1:51.533</b>	33.248	<b>48.684</b>	<b>29.601</b>	224.5	9:14:29.770
7		1:51.879	33.030	48.840	30.009	225.4	9:16:21.649
8		2:01.740 P	33.236	49.481	39.023	226.4	9:18:23.389
9		10:22.341	8:58.732	51.740	31.869	222.2	9:28:45.730
10		1:52.971	33.638	49.326	30.007	225.4	9:30:38.701
11		1:57.695	33.125	49.315	35.255	228.8	9:32:36.396
12		1:51.927	<b>32.992</b>	49.129	29.806	226.4	9:34:28.323
13		1:51.862	33.158	48.724	29.980	228.3	9:36:20.185
14		1:52.315	33.202	48.796	30.317	225.9	9:38:12.500
15		2:02.996 P	34.718	50.152	38.126	222.2	9:40:15.496





**Silverstone**  
Euroformula Open  
Free Practice - 1  
Lap Analysis



**21** Calan Williams Dallara F317 HWA **26** Linus Lundqvist Dallara F317 HWA  
Fortec Motorsport R Double R

Lap	D	Time	Sector 1	Sector 2	Sector 3	T. Spd	Elapsed	Lap	D	Time	Sector 1	Sector 2	Sector 3	T. Spd	Elapsed
1		9:02:36.456	9:01:07.504	57.145	31.807	196.7	9:02:36.456	1		9:02:33.935	9:01:07.271	55.279	31.385	217.7	9:02:33.935
2		2:00.018	35.381	52.360	32.277	223.1	9:04:36.474	2		1:56.431	34.985	50.890	30.556	224.5	9:04:30.366
3		1:57.524	34.857	51.547	31.120	228.3	9:06:33.998	3		1:53.897	34.278	49.555	30.064	225.4	9:06:24.263
4		1:54.548	33.669	49.374	31.505	226.4	9:08:28.546	4		1:54.341	33.789	50.202	30.350	228.3	9:08:18.604
5		1:52.484	33.423	49.011	30.050	227.3	9:10:21.030	5		1:57.978 P	33.435	48.954	35.589	226.8	9:10:16.582
6		1:51.918	33.135	48.773	30.010	228.3	9:12:12.948	6		7:19.017	5:54.122	53.342	31.553	210.5	9:17:35.599
7		1:51.832	33.240	48.689	29.903	228.3	9:14:04.780	7		1:52.412	33.628	48.913	29.871	225.0	9:19:28.011
8		1:52.000	33.258	48.768	29.974	226.4	9:15:56.780	8		1:50.965	33.128	48.281	29.556	226.8	9:21:18.976
9		1:54.254	33.311	48.865	32.078	227.8	9:17:51.034	9		1:50.741	32.832	48.010	29.899	228.3	9:23:09.717
10		2:02.329 P	34.364	50.291	37.674	185.5	9:19:53.363	10		1:50.645	32.763	48.176	29.706	226.4	9:25:00.362
11		8:10.145	6:43.025	55.909	31.211	189.1	9:28:03.508	11		1:50.626	32.774	48.256	29.596	228.8	9:26:50.988
12		1:56.726	35.179	50.458	31.089	205.7	9:30:00.234	12		1:56.324 P	32.689	48.874	34.761	231.7	9:28:47.312
13		1:52.136	33.124	49.087	29.925	225.4	9:31:52.370	13		7:57.499	6:33.729	52.749	31.021	224.5	9:36:44.811
14		1:51.508	33.116	48.552	29.840	227.8	9:33:43.878	14		1:50.573	32.763	48.221	29.589	225.9	9:38:35.384
15		1:51.324	33.002	48.503	29.819	226.8	9:35:35.202	15		2:03.384 P	32.576	51.074	39.734	228.8	9:40:38.768
16		1:52.873	33.727	49.313	29.833	225.9	9:37:28.075	<b>29</b> Stuart Wiltshire Dallara F317 HWA							
17		1:51.692	33.083	48.759	29.850	226.8	9:39:19.767	R CF Racing							
18		2:03.528 P	33.250	52.119	38.159	227.3	9:41:23.295								

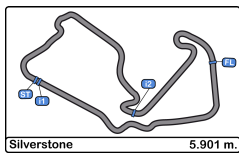
**25** Cameron Das Dallara F317 Spiess Team Motopark

Lap	D	Time	Sector 1	Sector 2	Sector 3	T. Spd	Elapsed	Lap	D	Time	Sector 1	Sector 2	Sector 3	T. Spd	Elapsed
1		9:03:20.039 P	9:01:39.485	1:00.411	40.143	215.5	9:03:20.039	1		9:03:04.744	9:01:27.654	1:02.025	35.065	199.2	9:03:04.744
2		5:54.846	4:29.717	53.406	31.723	220.4	9:09:14.885	2		2:09.551	39.112	57.439	33.000	217.3	9:05:14.295
3		1:58.701	34.300	49.761	34.640	229.7	9:11:13.586	3		2:04.333	37.012	55.425	31.896	218.6	9:07:18.628
4		1:53.648	33.576	49.847	30.225	228.3	9:13:07.234	4		2:17.717 P	37.925	57.617	42.175	214.7	9:09:36.345
5		1:53.257	33.639	49.618	30.000	226.8	9:15:00.491	5		8:50.057	7:15.763	1:01.702	32.592	184.3	9:18:26.402
6		1:52.299	33.281	49.142	29.876	228.8	9:16:52.790	6		2:00.963	36.740	52.878	31.345	218.1	9:20:27.365
7		1:52.800	33.583	49.211	30.006	226.8	9:18:45.590	7		2:17.977	35.195	1:11.616	31.166	222.6	9:22:45.342
8		1:52.293	33.289	49.093	29.911	227.8	9:20:37.883	8		1:57.157	34.903	51.378	30.876	222.2	9:24:42.499
9		1:56.717	33.191	51.367	32.159	228.8	9:22:34.600	9		1:55.861	34.443	50.611	30.807	225.9	9:26:38.360
10		1:52.257	33.282	49.018	29.957	227.3	9:24:26.857	10		1:55.410	34.423	50.181	30.806	225.4	9:28:33.770
11		2:00.332 P	33.229	51.428	35.675	229.7	9:26:27.189	11		1:55.907	34.316	50.379	31.212	225.9	9:30:29.677
12		9:17.492	7:46.567	56.949	33.976	225.4	9:35:44.681	12		1:56.300	34.867	50.443	30.990	225.4	9:32:25.977
13		1:51.571	33.029	48.654	29.888	227.3	9:37:36.252	13		1:59.551	35.752	52.749	31.050	225.0	9:34:25.528
14		1:51.230	32.851	48.666	29.713	228.8	9:39:27.482	14		1:55.395	34.191	50.207	30.997	225.0	9:36:20.923
15		1:51.439	32.812	48.767	29.860	230.2	9:41:18.921	15		1:54.984	34.043	50.320	30.621	225.9	9:38:15.907
16		1:57.714 P	34.047	49.370	34.297	228.3	9:43:16.635	16		1:55.396	34.171	50.427	30.798	225.0	9:40:11.303

**30** Dennis Hauger Dallara F317 Spiess Team Motopark

Lap	D	Time	Sector 1	Sector 2	Sector 3	T. Spd	Elapsed
1		9:18:18.715	9:16:56.688	50.156	31.871	226.8	9:18:18.715
2		1:52.666	33.421	49.092	30.153	230.2	9:20:11.381
3		1:52.391	33.863	48.812	29.716	231.7	9:22:03.772
4		1:52.065	33.613	48.721	29.731	229.7	9:23:55.837
5		1:51.761	33.072	48.906	29.783	230.7	9:25:47.598
6		1:52.192	33.210	49.080	29.902	230.7	9:27:39.790
7		1:52.489	33.291	49.058	30.140	230.2	9:29:32.279
8		2:00.058 P	34.179	50.622	35.257	177.3	9:31:32.337
9		5:42.445	4:20.898	51.696	29.851	165.8	9:37:14.782
10		1:51.383	33.064	48.724	29.595	227.3	9:39:06.165
11		1:51.300	32.863	48.834	29.603	228.8	9:40:57.465
12		1:58.081 P	33.437	48.982	35.662	229.2	9:42:55.546





**Silverstone**  
Euroformula Open  
Free Practice - 1  
Lap Analysis



**31**

Billy Monger

Dallara F317 Spiess **55**

Jamie Chadwick

Dallara F317 HWA

R

Carlin Motorsport

Double R

Lap	D	Time	Sector 1	Sector 2	Sector 3	T. Spd	Elapsed	Lap	D	Time	Sector 1	Sector 2	Sector 3	T. Spd	Elapsed
1		9:02:39.097	9:01:12.418	54.726	31.953	213.0	9:02:39.097	1		9:03:15.038	9:01:37.530	1:03.641	33.867	216.4	9:03:15.038
2		1:57.416	35.559	50.685	31.172	222.6	9:04:36.513	2		2:03.037	37.277	53.850	31.910	224.0	9:05:18.075
3		1:53.829	34.160	49.539	30.130	223.6	9:06:30.342	3		1:58.807	35.488	51.962	31.357	226.4	9:07:16.882
4		1:56.758	33.549	52.085	31.124	226.4	9:08:27.100	4		1:56.805	34.824	51.086	30.895	225.0	9:09:13.687
5		2:00.465 P	33.488	49.207	37.770	225.4	9:10:27.565	5		1:55.534	34.399	50.474	30.661	227.8	9:11:09.221
6		4:43.480	3:23.989	49.237	30.254	223.1	9:15:11.045	6		1:54.653	34.182	50.079	30.392	228.3	9:13:03.874
7		1:52.195	33.292	49.039	29.864	225.0	9:17:03.240	7		1:53.887	33.846	49.713	30.328	227.8	9:14:57.761
8		1:51.716	33.096	48.629	29.991	227.3	9:18:54.956	8		2:02.129	33.806	55.966	32.357	226.8	9:16:59.890
9		1:56.775 P	33.016	48.546	35.213	225.9	9:20:51.731	9		2:02.985 P	33.922	49.748	39.315	226.8	9:19:02.875
10		7:21.477	5:58.919	51.880	30.678	219.5	9:28:13.208	10		7:44.500	6:15.884	56.673	31.943	222.2	9:26:47.375
11		1:53.578	34.167	48.847	30.564	226.4	9:30:06.786	11		2:03.868	36.253	52.199	35.416	185.2	9:28:51.243
12		1:51.321	33.034	48.443	29.844	226.8	9:31:58.107	12		1:53.808	33.905	49.611	30.292	228.3	9:30:45.051
13		1:50.701	32.888	48.217	29.596	227.3	9:33:48.808	13		1:52.874	33.469	49.227	30.178	227.8	9:32:37.925
14		1:50.920	32.966	48.270	29.684	226.8	9:35:39.728	14		1:52.685	33.292	49.282	30.111	229.7	9:34:30.610
15		1:50.833	32.910	48.277	29.646	226.8	9:37:30.561	15		2:08.857	37.269	55.553	36.035	212.1	9:36:39.467
16		1:50.682	32.644	48.364	29.674	227.8	9:39:21.243	16		1:52.906	33.659	49.228	30.019	225.9	9:38:32.373
17		2:00.207 P	33.111	49.572	37.524	229.2	9:41:21.450	17		1:53.093	33.436	49.519	30.138	226.8	9:40:25.466
18		2:10.092 P						18		2:10.092 P	35.921	54.405	39.766	226.4	9:42:35.558

**33**

Enaam Ahmed

Dallara F317 Spiess

Nicolai Kjaergaard

Dallara F317 Spiess

Team Motopark

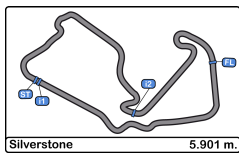
**63**

R

Carlin Motorsport

Lap	D	Time	Sector 1	Sector 2	Sector 3	T. Spd	Elapsed	Lap	D	Time	Sector 1	Sector 2	Sector 3	T. Spd	Elapsed
1		9:03:04.255 P	9:01:24.352	57.982	41.921	216.0	9:03:04.255	1		9:02:39.872	9:01:14.621	53.714	31.537	204.5	9:02:39.872
2		4:36.921	3:09.597	55.234	32.090	222.6	9:07:41.176	2		1:58.857	35.694	51.823	31.340	225.9	9:04:38.729
3		1:59.280	37.024	51.697	30.559	223.1	9:09:40.456	3		1:53.116	33.726	49.361	30.029	226.4	9:06:31.845
4		1:52.111	33.260	48.908	29.943	227.8	9:11:32.567	4		1:52.845	33.237	49.560	30.048	226.4	9:08:24.690
5		1:51.329	32.972	48.555	29.802	228.8	9:13:23.896	5		1:58.962 P	33.385	49.075	36.502	224.5	9:10:23.652
6		1:57.985	33.104	54.118	30.763	228.3	9:15:21.881	6		5:39.867	4:17.846	51.386	30.635	204.9	9:16:03.519
7		1:57.347	33.417	52.306	31.624	228.3	9:17:19.228	7		1:51.974	33.317	48.756	29.901	225.0	9:17:55.493
8		2:00.616 P	32.821	49.039	38.756	229.2	9:19:19.844	8		1:52.813	33.309	48.699	30.805	225.4	9:19:48.306
9		9:40.203	8:16.858	52.381	30.964	223.6	9:29:00.047	9		1:52.046	33.090	49.251	29.705	226.4	9:21:40.352
10		1:50.965	32.855	48.507	29.603	228.8	9:30:51.012	10		1:57.737 P	33.216	48.735	35.786	225.9	9:23:38.089
11		1:50.518	32.724	48.233	29.561	229.2	9:32:41.530	11		5:48.489	4:20.614	55.800	32.075	206.8	9:29:26.578
12		2:01.049	39.075	52.154	29.820	214.2	9:34:42.579	12		2:01.259	36.068	52.201	32.990	210.5	9:31:27.837
13		1:52.137	32.765	48.961	30.411	229.2	9:36:34.716	13		1:51.287	33.177	48.512	29.598	225.4	9:33:19.124
14		1:50.688	32.670	48.457	29.561	227.8	9:38:25.404	14		1:50.687	32.909	48.271	29.507	225.4	9:35:09.811
15		2:16.697 P	32.738	1:02.558	41.401	229.2	9:40:42.101	15		1:50.542	32.858	48.152	29.532	226.4	9:37:00.353
16								16		1:50.417	32.820	48.056	29.541	225.0	9:38:50.770
17								17		2:00.985 P	32.603	48.112	40.270	226.8	9:40:51.755





**Silverstone**  
**Euroformula Open**  
**Free Practice - 1**  
**Lap Analysis**



99

Rui Andrade

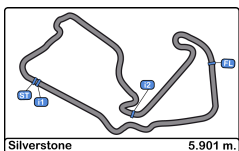
Dallara F317 HWA

R

Drivex School

Lap	D	Time	Sector 1	Sector 2	Sector 3	T. Spd	Elapsed
1		9:06:17.737	9:04:45.952	58.552	33.233	189.4	9:06:17.737
2		2:11.632	39.425	59.645	32.562	210.1	9:08:29.369
3		2:01.535	36.439	51.846	33.250	222.6	9:10:30.904
4		1:56.897	35.122	50.882	30.893	223.1	9:12:27.801
5		1:55.661	34.778	50.361	30.522	222.6	9:14:23.462
6		1:55.015	34.303	50.079	30.633	223.6	9:16:18.477
7		1:57.999	34.071	53.347	30.581	225.9	9:18:16.476
8		1:54.618	34.382	49.933	30.303	223.1	9:20:11.094
9		2:01.162 P	34.341	50.006	36.815	213.4	9:22:12.256
10		6:27.693	5:01.801	54.515	31.377	190.8	9:28:39.949
11		1:57.396	35.248	51.855	30.293	219.0	9:30:37.345
12		1:53.115	33.676	49.330	30.109	225.9	9:32:30.460
13		1:52.629	33.320	49.327	29.982	226.8	9:34:23.089
14		1:52.421	33.479	49.039	29.903	226.4	9:36:15.510
15		1:52.842	33.456	49.218	30.168	225.9	9:38:08.352
16		1:52.202	33.257	49.054	29.891	226.4	9:40:00.554
17		1:52.234	33.300	48.969	29.965	225.4	9:41:52.788
18		2:04.763 P	36.402	49.872	38.489	225.4	9:43:57.551



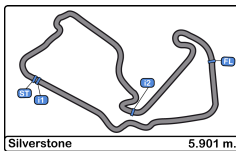


Silverstone  
Euroformula Open  
Free Practice - 1  
Best Sectors Results



Sector - 1				Sector - 2				Sector - 3				Ideal Lap vs Best Lap				
Clas	Nº	Driver	Time	Nº	Driver	Time	Nº	Driver	Time	Clas	Nº	Driver	Ideal Lap	Best Lap	Clas	
1	14	Toshiko Oyu	32.495	26	Linus Lundqvist	48.010	12	Christian Hahn	29.463	1	14	Toshiko Oyu	1:50.111	1:50.285	1	
2	12	Christian Hahn	32.542	63	Nicolai Kjaergaard	48.056	63	Nicolai Kjaergaard	29.507	2	26	Linus Lundqvist	1:50.142	1:50.573	4	
3	26	Linus Lundqvist	32.576	14	Toshiko Oyu	48.079	14	Toshiko Oyu	29.537	3	63	Nicolai Kjaergaard	1:50.166	1:50.417	2	
4	63	Nicolai Kjaergaard	32.603	31	Billy Monger	48.217	26	Linus Lundqvist	29.556	4	12	Christian Hahn	1:50.405	1:50.613	5	
5	31	Billy Monger	32.644	33	Enaam Ahmed	48.233	33	Enaam Ahmed	29.561	5	31	Billy Monger	1:50.457	1:50.682	6	
6	33	Enaam Ahmed	32.670	12	Christian Hahn	48.400	30	Dennis Hauger	29.595	6	33	Enaam Ahmed	1:50.464	1:50.518	3	
7	25	Cameron Das	32.812	18	Niklas Krütten	48.474	31	Billy Monger	29.596	7	25	Cameron Das	1:51.179	1:51.230	7	
8	30	Dennis Hauger	32.863	8	Lukas Dunner	48.501	20	Manuel Maldonado	29.601	8	30	Dennis Hauger	1:51.179	1:51.300	8	
9	8	Lukas Dunner	32.928	21	Calan Williams	48.503	18	Niklas Krütten	29.688	9	20	Manuel Maldonado	1:51.277	1:51.533	10	
10	20	Manuel Maldonado	32.992	25	Cameron Das	48.654	25	Cameron Das	29.713	10	18	Niklas Krütten	1:51.291	1:51.618	11	
11	21	Calan Williams	33.002	20	Manuel Maldonado	48.684	21	Calan Williams	29.819	11	21	Calan Williams	1:51.324	1:51.324	9	
12	18	Niklas Krütten	33.129	30	Dennis Hauger	48.721	99	Rui Andrade	29.891	12	8	Lukas Dunner	1:51.540	1:51.621	12	
13	99	Rui Andrade	33.257	99	Rui Andrade	48.969	55	Jamie Chadwick	30.019	13	99	Rui Andrade	1:52.117	1:52.202	13	
14	55	Jamie Chadwick	33.292	55	Jamie Chadwick	49.227	8	Lukas Dunner	30.111	14	55	Jamie Chadwick	1:52.538	1:52.685	14	
15	29	Stuart Wiltshire	34.043	29	Stuart Wiltshire	50.181	29	Stuart Wiltshire	30.621	15	29	Stuart Wiltshire	1:54.845	1:54.984	15	





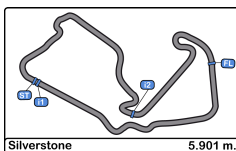
Silverstone  
Euroformula Open  
Free Practice - 1  
Best 5 Lap Times



Cls	Nº	Entrant	Nat	Driver	Nat	Cat	Cls	Chassis - Engine	Team	Best 1		Best 2		Best 3		Best 4		Best 5	
										Time	Lap	Time	Lap	Time	Lap	Time	Lap	Time	Lap
1	14	Team Motopark	DEU	Toshiko Oyu	JPN	R	1	Dallara F317 Spiess	Team Motopark	1:50.285	14	1:50.484	12	1:50.558	15	1:50.652	16	1:51.185	11
2	63	Carlin Motorsport	GBR	Nicolai Kjaergaard	DNK	R	2	Dallara F317 Spiess	Carlin Motorsport	1:50.417	16	1:50.542	15	1:50.687	14	1:51.287	13	1:51.974	7
3	33	Team Motopark	DEU	Enaam Ahmed	GBR			Dallara F317 Spiess	Team Motopark	1:50.518	11	1:50.688	14	1:50.965	10	1:51.329	5	1:52.111	4
4	26	Double R	GBR	Linus Lundqvist	SWE	R	3	Dallara F317 HWA	Double R	1:50.573	14	1:50.626	11	1:50.645	10	1:50.741	9	1:50.965	8
5	12	Carlin Motorsport	GBR	Christian Hahn	BRA			Dallara F317 Spiess	Carlin Motorsport	1:50.613	16	1:50.735	15	1:51.309	12	1:51.799	14	1:51.926	7
6	31	Carlin Motorsport	GBR	Billy Monger	GBR	R	4	Dallara F317 Spiess	Carlin Motorsport	1:50.682	16	1:50.701	13	1:50.833	15	1:50.920	14	1:51.321	12
7	25	Team Motopark	DEU	Cameron Das	USA			Dallara F317 Spiess	Team Motopark	1:51.230	14	1:51.439	15	1:51.571	13	1:52.257	10	1:52.293	8
8	30	Team Motopark	DEU	Dennis Hauger	NOR	R	5	Dallara F317 Spiess	Team Motopark	1:51.300	11	1:51.383	10	1:51.761	5	1:52.065	4	1:52.192	6
9	21	Fortec Motorsport	GBR	Calan Williams	AUS			Dallara F317 HWA	Fortec Motorsport	1:51.324	15	1:51.508	14	1:51.692	17	1:51.832	7	1:51.918	6
10	20	Fortec Motorsport	GBR	Manuel Maldonado	VEN	R	6	Dallara F317 HWA	Fortec Motorsport	1:51.533	6	1:51.862	13	1:51.879	7	1:51.927	12	1:52.315	14
11	18	Team Motopark	DEU	Niklas Krütten	DEU	R	7	Dallara F317 Spiess	Team Motopark	1:51.618	13	1:51.637	14	1:52.002	12	1:52.209	15	1:52.330	8
12	8	Teo Martin Motorsport	ESP	Lukas Dunner	AUT			Dallara F317 HWA	Teo Martin Motorsport	1:51.621	5	1:52.157	4	1:54.889	3	4:09.295	6	5:14.909	2
13	99	Drivex School	ESP	Rui Andrade	AGO	R	8	Dallara F317 HWA	Drivex School	1:52.202	16	1:52.234	17	1:52.421	14	1:52.629	13	1:52.842	15
14	55	Double R	GBR	Jamie Chadwick	GBR			Dallara F317 HWA	Double R	1:52.685	14	1:52.874	13	1:52.906	16	1:53.093	17	1:53.808	12
15	29	Stuart Wiltshire / CF	GBR	Stuart Wiltshire	GBR	R	9	Dallara F317 HWA	CF Racing	1:54.984	15	1:55.395	14	1:55.396	16	1:55.410	10	1:55.861	9





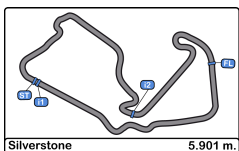


Silverstone  
Euroformula Open  
Free Practice - 1  
Best 5 Top Speeds



Cls	Nº	Entrant	Nat	Driver	Nat	Cat	Cls	Chassis - Engine	Team	Top 1		Top 2		Top 3		Top 4		Top 5		Avg
										Km/h	Lap	Km/h	Lap	Km/h	Lap	Km/h	Lap	Km/h	Lap	
1	26	Double R	GBR	Linus Lundqvist	SWE	R	1	Dallara F317 HWA	Double R	231.7	12	228.8	11	228.8	15	228.3	4	228.3	9	229.2
2	30	Team Motopark	DEU	Dennis Hauger	NOR	R	2	Dallara F317 Spiess	Team Motopark	231.7	3	230.7	5	230.7	6	230.2	2	230.2	7	230.7
3	18	Team Motopark	DEU	Niklas Krütten	DEU	R	3	Dallara F317 Spiess	Team Motopark	231.2	8	230.7	16	230.2	9	230.2	12	229.7	10	230.4
4	12	Carlin Motorsport	GBR	Christian Hahn	BRA			Dallara F317 Spiess	Carlin Motorsport	230.2	5	230.2	16	229.7	9	229.2	13	229.2	17	229.7
5	14	Team Motopark	DEU	Toshiko Oyu	JPN	R	4	Dallara F317 Spiess	Team Motopark	230.2	17	229.7	7	229.7	9	229.7	13	229.2	4	229.7
6	25	Team Motopark	DEU	Cameron Das	USA			Dallara F317 Spiess	Team Motopark	230.2	15	229.7	3	229.7	11	228.8	6	228.8	9	229.4
7	55	Double R	GBR	Jamie Chadwick	GBR			Dallara F317 HWA	Double R	229.7	14	228.3	6	228.3	12	227.8	5	227.8	7	228.4
8	31	Carlin Motorsport	GBR	Billy Monger	GBR	R	5	Dallara F317 Spiess	Carlin Motorsport	229.2	17	227.8	16	227.3	8	227.3	13	226.8	12	227.7
9	33	Team Motopark	DEU	Enaam Ahmed	GBR			Dallara F317 Spiess	Team Motopark	229.2	8	229.2	11	229.2	13	229.2	15	228.8	5	229.2
10	8	Teo Martin Motorsport	ESP	Lukas Dunner	AUT			Dallara F317 HWA	Teo Martin Motorsport	228.8	4	228.8	5	228.3	6	227.3	3	220.4	1	226.7
11	20	Fortec Motorsport	GBR	Manuel Maldonado	VEN	R	6	Dallara F317 HWA	Fortec Motorsport	228.8	11	228.3	13	226.4	8	226.4	12	225.9	14	227.1
12	21	Fortec Motorsport	GBR	Calan Williams	AUS			Dallara F317 HWA	Fortec Motorsport	228.3	3	228.3	6	228.3	7	227.8	9	227.8	14	228.1
13	63	Carlin Motorsport	GBR	Nicolai Kjaergaard	DNK	R	7	Dallara F317 Spiess	Carlin Motorsport	226.8	17	226.4	3	226.4	4	226.4	9	226.4	15	226.5
14	99	Drivex School	ESP	Rui Andrade	AGO	R	8	Dallara F317 HWA	Drivex School	226.8	13	226.4	14	226.4	16	225.9	7	225.9	12	226.3
15	29	Stuart Wiltshire / CF	GBR	Stuart Wiltshire	GBR	R	9	Dallara F317 HWA	CF Racing	225.9	9	225.9	11	225.9	15	225.4	10	225.4	12	225.7



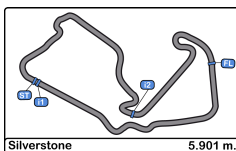


Silverstone  
Euroformula Open  
Free Practice - 1  
Fastest Laps Sequence



Lap	Time of Day	Session Time	Nº	Entrant	Nat	Driver	Nat	Cat	Chassis - Engine	Team	Time	Km/h
2	9:04:30.366	4:30.366	26	Double R	GBR	Linus Lundqvist	SWE	R	Dallara F317 HWA	Double R	1:56.431	182.4
3	9:06:24.263	6:24.263	26	Double R	GBR	Linus Lundqvist	SWE	R	Dallara F317 HWA	Double R	1:53.897	186.5
3	9:06:30.342	6:30.342	31	Carlin Motorsport	GBR	Billy Monger	GBR	R	Dallara F317 Spiess	Carlin Motorsport	1:53.829	186.6
3	9:06:31.845	6:31.845	63	Carlin Motorsport	GBR	Nicolai Kjaergaard	DNK	R	Dallara F317 Spiess	Carlin Motorsport	1:53.116	187.8
4	9:08:24.690	8:24.690	63	Carlin Motorsport	GBR	Nicolai Kjaergaard	DNK	R	Dallara F317 Spiess	Carlin Motorsport	1:52.845	188.2
5	9:10:21.030	10:21.030	21	Fortec Motorsport	GBR	Calan Williams	AUS		Dallara F317 HWA	Fortec Motorsport	1:52.484	188.8
4	9:11:32.567	11:32.567	33	Team Motopark	DEU	Enaam Ahmed	GBR		Dallara F317 Spiess	Team Motopark	1:52.111	189.4
6	9:12:12.948	12:12.948	21	Fortec Motorsport	GBR	Calan Williams	AUS		Dallara F317 HWA	Fortec Motorsport	1:51.918	189.8
5	9:13:23.896	13:23.896	33	Team Motopark	DEU	Enaam Ahmed	GBR		Dallara F317 Spiess	Team Motopark	1:51.329	190.8
8	9:21:18.976	21:18.976	26	Double R	GBR	Linus Lundqvist	SWE	R	Dallara F317 HWA	Double R	1:50.965	191.4
9	9:23:09.717	23:09.717	26	Double R	GBR	Linus Lundqvist	SWE	R	Dallara F317 HWA	Double R	1:50.741	191.8
10	9:25:00.362	25:00.362	26	Double R	GBR	Linus Lundqvist	SWE	R	Dallara F317 HWA	Double R	1:50.645	191.9
11	9:26:50.988	26:50.988	26	Double R	GBR	Linus Lundqvist	SWE	R	Dallara F317 HWA	Double R	1:50.626	192.0
11	9:32:41.530	32:41.530	33	Team Motopark	DEU	Enaam Ahmed	GBR		Dallara F317 Spiess	Team Motopark	1:50.518	192.2
12	9:34:16.764	34:16.764	14	Team Motopark	DEU	Toshiko Oyu	JPN	R	Dallara F317 Spiess	Team Motopark	1:50.484	192.2
14	9:37:58.359	37:58.359	14	Team Motopark	DEU	Toshiko Oyu	JPN	R	Dallara F317 Spiess	Team Motopark	1:50.285	192.6



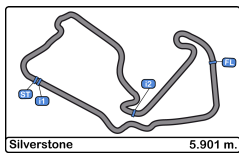


**Silverstone**  
**Euroformula Open**  
**Free Practice - 1**  
**Event Best Maximum Speed**



Nº	Entrant	Nat	Driver	Nat	Cat	Clas	Chassis - Engine	Team	Km/h	Session
30	Team Motopark	DEU	Dennis Hauger	NOR	R	1	Dallara F317 Spiess	Team Motopark	231.7	Free Practice - 1
26	Double R	GBR	Linus Lundqvist	SWE	R	2	Dallara F317 HWA	Double R	231.7	Free Practice - 1
18	Team Motopark	DEU	Niklas Krütten	DEU	R	3	Dallara F317 Spiess	Team Motopark	231.2	Free Practice - 1
12	Carlin Motorsport	GBR	Christian Hahn	BRA			Dallara F317 Spiess	Carlin Motorsport	230.2	Free Practice - 1
25	Team Motopark	DEU	Cameron Das	USA			Dallara F317 Spiess	Team Motopark	230.2	Free Practice - 1
14	Team Motopark	DEU	Toshiko Oyu	JPN	R	4	Dallara F317 Spiess	Team Motopark	230.2	Free Practice - 1
55	Double R	GBR	Jamie Chadwick	GBR			Dallara F317 HWA	Double R	229.7	Free Practice - 1
33	Team Motopark	DEU	Enaam Ahmed	GBR			Dallara F317 Spiess	Team Motopark	229.2	Free Practice - 1
31	Carlin Motorsport	GBR	Billy Monger	GBR	R	5	Dallara F317 Spiess	Carlin Motorsport	229.2	Free Practice - 1
8	Teo Martin Motorsport	ESP	Lukas Dunner	AUT			Dallara F317 HWA	Teo Martin Motorsport	228.8	Free Practice - 1
20	Fortec Motorsport	GBR	Manuel Maldonado	VEN	R	6	Dallara F317 HWA	Fortec Motorsport	228.8	Free Practice - 1
21	Fortec Motorsport	GBR	Calan Williams	AUS			Dallara F317 HWA	Fortec Motorsport	228.3	Free Practice - 1
99	Drivex School	ESP	Rui Andrade	AGO	R	7	Dallara F317 HWA	Drivex School	226.8	Free Practice - 1
63	Carlin Motorsport	GBR	Nicolai Kjaergaard	DNK	R	8	Dallara F317 Spiess	Carlin Motorsport	226.8	Free Practice - 1
29	Stuart Wiltshire / CF	GBR	Stuart Wiltshire	GBR	R	9	Dallara F317 HWA	CF Racing	225.9	Free Practice - 1





**Silverstone**  
Euroformula Open  
Free Practice - 1  
Pit Stop Analysis



**8** Lukas Dunner Teo Martin Motorsport  
Dallara F317 HWA

Nr.	In Day Time	In Time	Out Time	Pit Time	T. Pit Time	Handicap	Penalty
1	9:03:16.566	9:03:16.566	9:06:34.371	3:17.805	3:17.805		

**12** Christian Hahn Carlin Motorsport  
Dallara F317 Spiess

Nr.	In Day Time	In Time	Out Time	Pit Time	T. Pit Time	Handicap	Penalty
1	9:10:33.661	9:10:33.661	9:14:16.163	3:42.502	3:42.502		
2	9:21:50.125	9:21:50.125	9:27:29.908	5:39.783	9:22.285		

**14** Toshiko Oyu R Team Motopark  
Dallara F317 Spiess

Nr.	In Day Time	In Time	Out Time	Pit Time	T. Pit Time	Handicap	Penalty
1	9:03:32.646	9:03:32.646	9:06:21.759	2:49.113	2:49.113		
2	9:21:42.647	9:21:42.647	9:28:42.082	6:59.435	9:48.548		

**18** Niklas Krütten R Team Motopark  
Dallara F317 Spiess

Nr.	In Day Time	In Time	Out Time	Pit Time	T. Pit Time	Handicap	Penalty
1	9:04:44.221	9:04:44.221	9:08:30.158	3:45.937	3:45.937		
2	9:25:57.070	9:25:57.070	9:32:04.938	6:07.868	9:53.805		

**20** Manuel Maldonado R Fortec Motorsport  
Dallara F317 HWA

Nr.	In Day Time	In Time	Out Time	Pit Time	T. Pit Time	Handicap	Penalty
1	9:18:20.172	9:18:20.172	9:26:46.175	8:26.003	8:26.003		

**21** Calan Williams Fortec Motorsport  
Dallara F317 HWA

Nr.	In Day Time	In Time	Out Time	Pit Time	T. Pit Time	Handicap	Penalty
1	9:19:51.495	9:19:51.495	9:25:55.551	6:04.056	6:04.056		

**25** Cameron Das Team Motopark  
Dallara F317 Spiess

Nr.	In Day Time	In Time	Out Time	Pit Time	T. Pit Time	Handicap	Penalty
1	9:03:17.998	9:03:17.998	9:07:12.785	3:54.787	3:54.787		
2	9:26:25.242	9:26:25.242	9:33:38.777	7:13.535	11:08.322		

**26** Linus Lundqvist R Double R  
Dallara F317 HWA

Nr.	In Day Time	In Time	Out Time	Pit Time	T. Pit Time	Handicap	Penalty
1	9:10:14.558	9:10:14.558	9:15:32.213	5:17.655	5:17.655		
2	9:28:45.378	9:28:45.378	9:34:45.208	5:59.830	11:17.485		

**29** Stuart Wiltshire R Stuart Wiltshire / CF Racing  
Dallara F317 HWA

Nr.	In Day Time	In Time	Out Time	Pit Time	T. Pit Time	Handicap	Penalty
1	9:09:34.328	9:09:34.328	9:16:12.496	6:38.168	6:38.168		

**30** Dennis Hauger R Team Motopark  
Dallara F317 Spiess

Nr.	In Day Time	In Time	Out Time	Pit Time	T. Pit Time	Handicap	Penalty
1	9:31:30.383	9:31:30.383	9:35:15.390	3:45.007	3:45.007		

**31** Billy Monger R Carlin Motorsport  
Dallara F317 Spiess

Nr.	In Day Time	In Time	Out Time	Pit Time	T. Pit Time	Handicap	Penalty
1	9:10:25.317	9:10:25.317	9:13:15.656	2:50.339	2:50.339		
2	9:20:49.835	9:20:49.835	9:26:13.370	5:23.535	8:13.874		

**33** Enaam Ahmed Team Motopark  
Dallara F317 Spiess

Nr.	In Day Time	In Time	Out Time	Pit Time	T. Pit Time	Handicap	Penalty
1	9:03:02.209	9:03:02.209	9:05:34.749	2:32.540	2:32.540		
2	9:19:17.412	9:19:17.412	9:26:58.101	7:40.689	10:13.229		

**55** Jamie Chadwick Double R  
Dallara F317 HWA

Nr.	In Day Time	In Time	Out Time	Pit Time	T. Pit Time	Handicap	Penalty
1	9:19:00.787	9:19:00.787	9:24:35.961	5:35.174	5:35.174		

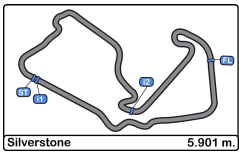
**63** Nicolai Kjaergaard R Carlin Motorsport  
Dallara F317 Spiess

Nr.	In Day Time	In Time	Out Time	Pit Time	T. Pit Time	Handicap	Penalty
1	9:10:21.723	9:10:21.723	9:14:03.825	3:42.102	3:42.102		
2	9:23:36.016	9:23:36.016	9:27:16.905	3:40.889	7:22.991		

**99** Rui Andrade R Drivex School  
Dallara F317 HWA

Nr.	In Day Time	In Time	Out Time	Pit Time	T. Pit Time	Handicap	Penalty
1	9:22:10.181	9:22:10.181	9:26:32.782	4:22.601	4:22.601		

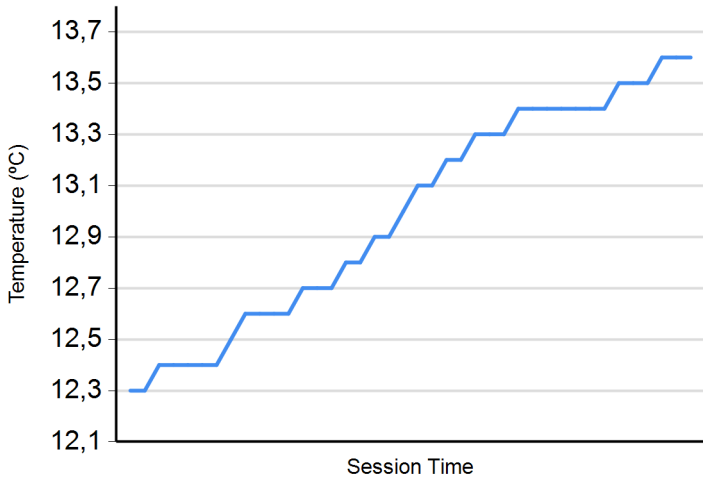




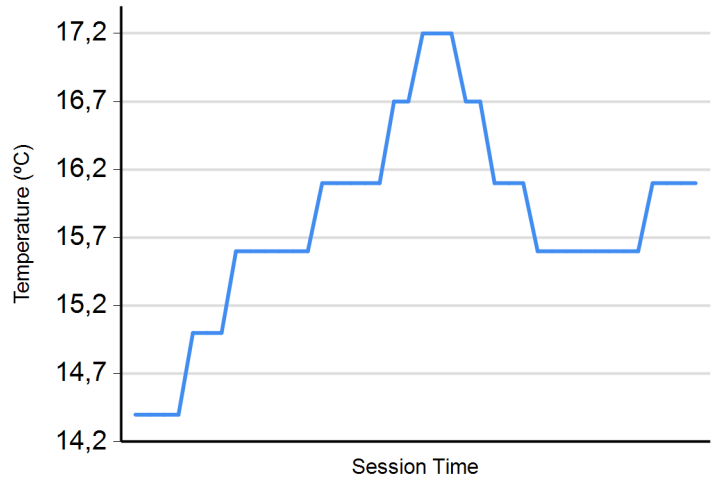
**Silverstone**  
**Euroformula Open**  
**Free Practice - 1**  
**Weather Report**



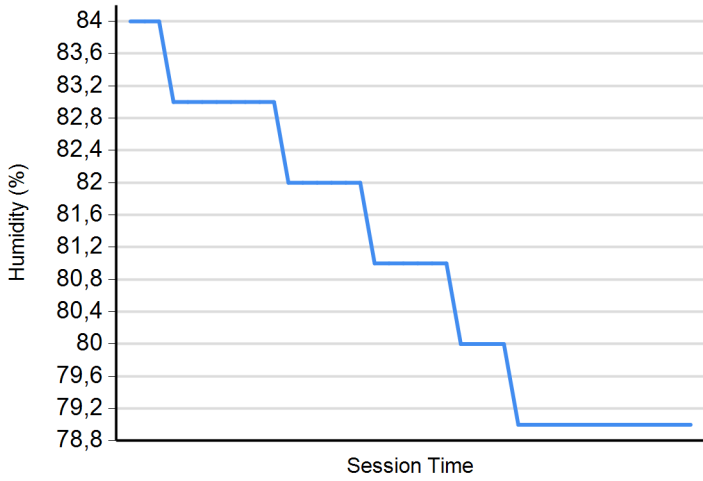
**Air Temperature**



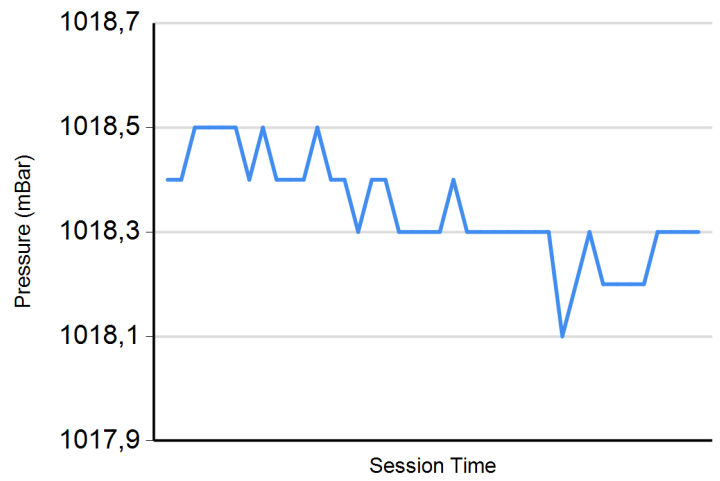
**Track Temperature**



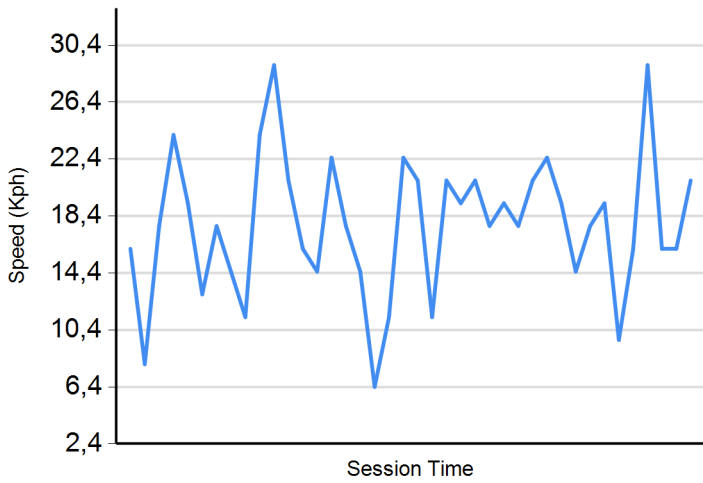
**Humidity**



**Pressure**



**Wind Speed**



**Wind direction**

North = 0°/360° Est = 90° South = 180° West = 270°

