


Silverstone
Euroformula Open
Free Practice - 2
Provisional Results



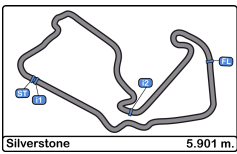
Clas	Nº	Entrant	Nat	Driver	Nat	Cat	Clas	Chassis - Engine	Team	Laps	Best	Time	Gap	Interval	Km/h
1	33	Team Motopark	DEU	Enaam Ahmed	GBR			Dallara F317 Spiess	Team Motopark	15	12	1:49.714			193.6
2	14	Team Motopark	DEU	Toshiko Oyu	JPN	R	1	Dallara F317 Spiess	Team Motopark	17	16	1:49.835	0.121	0.121	193.4
3	25	Team Motopark	DEU	Cameron Das	USA			Dallara F317 Spiess	Team Motopark	17	16	1:49.899	0.185	0.064	193.3
4	63	Carlin Motorsport	GBR	Nicolai Kjaergaard	DNK	R	2	Dallara F317 Spiess	Carlin Motorsport	20	19	1:49.908	0.194	0.009	193.2
5	26	Double R	GBR	Linus Lundqvist	SWE	R	3	Dallara F317 HWA	Double R	18	17	1:49.958	0.244	0.050	193.1
6	8	Teo Martin Motorsport	ESP	Lukas Dunner	AUT			Dallara F317 HWA	Teo Martin Motorsport	17	17	1:50.131	0.417	0.173	192.8
7	31	Carlin Motorsport	GBR	Billy Monger	GBR	R	4	Dallara F317 Spiess	Carlin Motorsport	20	17	1:50.138	0.424	0.007	192.8
8	12	Carlin Motorsport	GBR	Christian Hahn	BRA			Dallara F317 Spiess	Carlin Motorsport	18	11	1:50.342	0.628	0.204	192.5
9	30	Team Motopark	DEU	Dennis Hauger	NOR	R	5	Dallara F317 Spiess	Team Motopark	18	11	1:50.429	0.715	0.087	192.3
10	20	Fortec Motorsport	GBR	Manuel Maldonado	VEN	R	6	Dallara F317 HWA	Fortec Motorsport	17	16	1:50.681	0.967	0.252	191.9
11	18	Team Motopark	DEU	Niklas Krütten	DEU	R	7	Dallara F317 Spiess	Team Motopark	17	13	1:50.768	1.054	0.087	191.7
12	21	Fortec Motorsport	GBR	Calan Williams	AUS			Dallara F317 HWA	Fortec Motorsport	18	16	1:50.838	1.124	0.070	191.6
13	55	Double R	GBR	Jamie Chadwick	GBR			Dallara F317 HWA	Double R	16	13	1:51.463	1.749	0.625	190.5
14	99	Drivex School	ESP	Rui Andrade	AGO	R	8	Dallara F317 HWA	Drivex School	13	10	1:51.618	1.904	0.155	190.3
15	29	Stuart Wiltshire / CF	GBR	Stuart Wiltshire	GBR	R	9	Dallara F317 HWA	CF Racing	16	15	1:53.414	3.700	1.796	187.3

Published at:.....

Track Temp: 19.4 °C Air Temp: 16.4 °C Humidity: 70 % Track Status: DRY

Stewards:	Race Director:	Timekeeper: 
-----------	----------------	---





Silverstone
Euroformula Open
Free Practice - 2
Provisional Results by Class



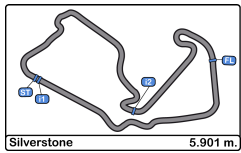
Clas	Nº	Entrant	Nat	Driver	Nat	Cat	Clas	Chassis - Engine	Team	Laps	Best	Time	Gap	Interval	Km/h
1	33	Team Motopark	DEU	Enaam Ahmed	GBR			Dallara F317 Spiess	Team Motopark	15	12	1:49.714			193.6
2	25	Team Motopark	DEU	Cameron Das	USA			Dallara F317 Spiess	Team Motopark	17	16	1:49.899	0.185	0.185	193.3
3	8	Teo Martin Motorsport	ESP	Lukas Dunner	AUT			Dallara F317 HWA	Teo Martin Motorsport	17	17	1:50.131	0.417	0.232	192.8
4	12	Carlin Motorsport	GBR	Christian Hahn	BRA			Dallara F317 Spiess	Carlin Motorsport	18	11	1:50.342	0.628	0.211	192.5
5	21	Fortec Motorsport	GBR	Calan Williams	AUS			Dallara F317 HWA	Fortec Motorsport	18	16	1:50.838	1.124	0.496	191.6
6	55	Double R	GBR	Jamie Chadwick	GBR			Dallara F317 HWA	Double R	16	13	1:51.463	1.749	0.625	190.5
Rookie															
1	14	Team Motopark	DEU	Toshiko Oyu	JPN	R	1	Dallara F317 Spiess	Team Motopark	17	16	1:49.835			193.4
2	63	Carlin Motorsport	GBR	Nicolai Kjaergaard	DNK	R	2	Dallara F317 Spiess	Carlin Motorsport	20	19	1:49.908	0.073	0.073	193.2
3	26	Double R	GBR	Linus Lundqvist	SWE	R	3	Dallara F317 HWA	Double R	18	17	1:49.958	0.123	0.050	193.1
4	31	Carlin Motorsport	GBR	Billy Monger	GBR	R	4	Dallara F317 Spiess	Carlin Motorsport	20	17	1:50.138	0.303	0.180	192.8
5	30	Team Motopark	DEU	Dennis Hauger	NOR	R	5	Dallara F317 Spiess	Team Motopark	18	11	1:50.429	0.594	0.291	192.3
6	20	Fortec Motorsport	GBR	Manuel Maldonado	VEN	R	6	Dallara F317 HWA	Fortec Motorsport	17	16	1:50.681	0.846	0.252	191.9
7	18	Team Motopark	DEU	Niklas Krütten	DEU	R	7	Dallara F317 Spiess	Team Motopark	17	13	1:50.768	0.933	0.087	191.7
8	99	Drivex School	ESP	Rui Andrade	AGO	R	8	Dallara F317 HWA	Drivex School	13	10	1:51.618	1.783	0.850	190.3
9	29	Stuart Wiltshire / CF	GBR	Stuart Wiltshire	GBR	R	9	Dallara F317 HWA	CF Racing	16	15	1:53.414	3.579	1.796	187.3

Published at:.....

Track Temp: 19.4 °C Air Temp: 16.4 °C Humidity: 70 % Track Status: DRY

Stewards:	Race Director:	Timekeeper: 
-----------	----------------	---





Silverstone
Euroformula Open
Free Practice - 2
Lap Analysis



8

Lukas Dunner

Dallara F317 HWA **14**

Toshiko Oyu

Dallara F317 Spiess

Teo Martin Motorsport

R

Team Motopark

Lap D	Time	Sector 1	Sector 2	Sector 3	T. Spd	Elapsed	Lap D	Time	Sector 1	Sector 2	Sector 3	T. Spd	Elapsed
1	13:28:06.367	13:26:38.820	54.442	33.105	213.0	13:28:06.367	1	13:28:20.657 P	13:26:38.793	57.347	44.517	191.1	13:28:20.657
2	2:02.436	36.441	55.129	30.866	189.8	13:30:08.803	2	2:43.349	1:22.079	51.077	30.193	206.1	13:31:04.006
3	1:51.664	33.005	48.810	29.849	229.2	13:32:00.467	3	1:51.253	32.946	48.625	29.682	228.8	13:32:55.259
4	1:51.036	32.832	48.506	29.698	229.7	13:33:51.503	4	1:54.834	35.919	48.791	30.124	229.2	13:34:50.093
5	1:51.067	32.724	48.564	29.779	231.2	13:35:42.570	5	1:50.519	32.657	48.228	29.634	230.2	13:36:40.612
6	1:53.265	33.019	50.502	29.744	229.7	13:37:35.835	6	1:50.400	32.608	48.253	29.539	229.7	13:38:31.012
7	1:51.017	32.635	48.650	29.732	230.2	13:39:26.852	7	1:59.726 P	32.627	49.189	37.910	230.2	13:40:30.738
8	1:50.520	32.456	48.390	29.674	232.2	13:41:17.372	8	7:39.115	6:10.393	51.950	36.772	209.3	13:48:09.853
9	1:56.537 P	32.551	49.466	34.520	231.2	13:43:13.909	9	1:50.254	32.563	48.240	29.451	230.2	13:50:00.107
10	7:17.036	5:49.657	54.737	32.642	199.2	13:50:30.945	10	1:50.599	32.428	48.124	30.047	230.2	13:51:50.706
11	2:10.017	36.644	58.444	34.929	208.0	13:52:40.962	11	1:50.205	32.510	48.076	29.619	231.7	13:53:40.911
12	1:54.673	34.349	49.470	30.854	225.4	13:54:35.635	12	1:58.412 P	32.484	48.200	37.728	230.7	13:55:39.323
13	1:50.661	32.563	48.382	29.716	230.7	13:56:26.296	13	4:21.053	2:55.787	54.104	31.162	201.4	14:00:00.376
14	1:50.567	32.437	48.236	29.894	232.7	13:58:16.863	14	2:02.905	37.716	54.879	30.310	201.1	14:02:03.281
15	2:00.251	32.355	57.088	30.808	236.3	14:00:17.114	15	1:54.604	33.265	51.237	30.102	229.7	14:03:57.885
16	1:55.514	32.546	50.406	32.562	232.2	14:02:12.628	16	1:49.835	32.500	47.793	29.542	230.7	14:05:47.720
17	1:50.131	32.510	48.110	29.511	230.7	14:04:02.759	17	2:05.565 P	33.469	48.196	43.900	232.2	14:07:53.285
18		32.341	48.080		233.2								

12

Christian Hahn

Dallara F317 Spiess

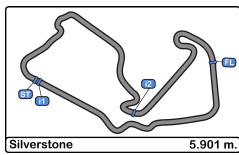
R

Team Motopark

Carlin Motorsport

Lap D	Time	Sector 1	Sector 2	Sector 3	T. Spd	Elapsed	Lap D	Time	Sector 1	Sector 2	Sector 3	T. Spd	Elapsed
1	13:27:31.598	13:26:03.245	54.934	33.419	199.6	13:27:31.598	1	13:27:55.553	13:26:20.630	1:01.323	33.600	171.4	13:27:55.553
2	2:00.118	36.173	52.143	31.802	192.8	13:29:31.716	2	1:58.928	36.886	51.482	30.560	210.1	13:29:54.481
3	1:52.240	33.586	48.937	29.717	226.4	13:31:23.956	3	1:52.815	33.797	49.103	29.915	228.8	13:31:47.296
4	1:50.908	32.925	48.458	29.525	229.7	13:33:14.864	4	1:52.945	34.276	48.838	29.831	229.7	13:33:40.241
5	1:53.056	32.934	49.645	30.477	229.2	13:35:07.920	5	1:52.065	33.375	48.810	29.880	230.2	13:35:32.306
6	2:44.883 P	1:05.973	56.590	42.320	180.9	13:37:52.803	6	1:53.393	33.835	49.762	29.796	232.2	13:37:25.699
7	5:53.159	4:29.017	53.074	31.068	218.6	13:43:45.962	7	1:51.788	33.182	48.928	29.678	230.2	13:39:17.487
8	2:01.754	34.789	52.906	34.059	223.1	13:45:47.716	8	1:51.439	33.061	48.643	29.735	230.7	13:41:08.926
9	1:50.991	32.926	48.526	29.539	226.8	13:47:38.707	9	2:00.441 P	33.249	49.240	37.952	230.2	13:43:09.367
10	1:50.856	32.815	48.262	29.779	228.3	13:49:29.563	10	8:59.138 P	7:23.586	56.049	39.503	195.2	13:52:08.505
11	1:50.342	32.703	48.071	29.568	230.2	13:51:19.905	11	2:30.715	1:09.823	50.852	30.040	215.5	13:54:39.220
12	1:51.103	32.673	48.100	30.330	228.3	13:53:11.008	12	1:51.337	33.113	48.285	29.939	230.2	13:56:30.557
13	1:57.525 P	32.810	48.407	36.308	228.8	13:55:08.533	13	1:50.768	32.868	48.211	29.689	230.7	13:58:21.325
14	5:35.279	4:15.004	50.386	29.889	201.4	14:00:43.812	14	1:51.691	33.076	48.984	29.631	231.2	14:00:13.016
15	1:51.463	32.925	48.714	29.824	230.2	14:02:35.275	15	1:51.206	32.878	48.538	29.790	232.7	14:02:04.222
16	1:50.518	32.891	48.013	29.614	230.2	14:04:25.793	16	2:01.474	35.108	55.300	31.066	206.1	14:04:05.696
17	1:51.159	32.639	48.032	30.488	230.7	14:06:16.952	17	2:00.036 P	33.003	48.817	38.216	231.7	14:06:05.732
18	2:04.323 P	33.123	48.185	43.015	231.7	14:08:21.275							





Silverstone
Euroformula Open
Free Practice - 2
Lap Analysis



20

Manuel Maldonado

Dallara F317 HWA

25

Cameron Das

Dallara F317 Spiess

R

Fortec Motorsport

Team Motopark

Lap	D	Time	Sector 1	Sector 2	Sector 3	T. Spd	Elapsed	Lap	D	Time	Sector 1	Sector 2	Sector 3	T. Spd	Elapsed
1		13:28:17.020	13:26:44.635	58.248	34.137	198.8	13:28:17.020	1		13:27:53.359 P	13:26:24.694	52.231	36.434	217.7	13:27:53.359
2		2:06.104	38.155	55.578	32.371	205.3	13:30:23.124	2		2:26.251	1:06.710	49.625	29.916	223.6	13:30:19.610
3		1:58.565	34.933	52.901	30.731	225.0	13:32:21.689	3		1:52.943	34.229	49.196	29.518	226.4	13:32:12.553
4		1:53.555	33.937	49.674	29.944	225.4	13:34:15.244	4		1:51.387	33.363	48.325	29.699	228.3	13:34:03.940
5		1:51.916	33.098	49.018	29.800	227.8	13:36:07.160	5		1:51.115	32.982	48.508	29.625	231.2	13:35:55.055
6		1:51.930	32.993	49.118	29.819	227.8	13:37:59.090	6		1:58.985 P	33.799	48.485	36.701	229.2	13:37:54.040
7		1:51.353	32.783	48.725	29.845	227.3	13:39:50.443	7		6:17.808	4:58.603	49.173	30.032	226.4	13:44:11.848
8		2:05.389 P	35.191	50.762	39.436	226.8	13:41:55.832	8		1:52.537	33.107	48.871	30.559	227.8	13:46:04.385
9		10:38.722	9:12.752	54.447	31.523	218.1	13:52:34.554	9		1:50.848	32.732	48.527	29.589	230.2	13:47:55.233
10		1:58.504	34.791	53.512	30.201	226.8	13:54:33.058	10		1:50.819	32.946	48.283	29.590	229.7	13:49:46.052
11		1:51.654	33.123	48.749	29.782	227.8	13:56:24.712	11		1:50.719	32.753	48.271	29.695	229.7	13:51:36.771
12		1:51.384	32.992	48.606	29.786	228.8	13:58:16.096	12		1:54.782 P	32.892	48.068	33.822	230.7	13:53:31.553
13		1:51.250	32.815	48.590	29.845	230.2	14:00:07.346	13		6:08.790	4:42.398	51.985	34.407	223.1	13:59:40.343
14		1:54.869	33.633	49.368	31.868	225.9	14:02:02.215	14		1:56.554	34.072	52.602	29.880	228.8	14:01:36.897
15		1:51.117	32.804	48.539	29.774	229.2	14:03:53.332	15		1:50.053	32.452	48.173	29.428	229.7	14:03:26.950
16		1:50.681	32.825	48.190	29.666	230.2	14:05:44.013	16		1:49.899	32.445	47.972	29.482	230.2	14:05:16.849
17		2:05.100 P	35.242	49.201	40.657	227.8	14:07:49.113	17		1:57.582 P	33.320	48.271	35.991	231.2	14:07:14.431

21

Calan Williams

Dallara F317 HWA

26

Linus Lundqvist

Dallara F317 HWA

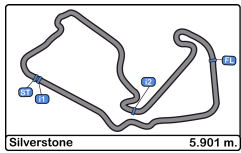
Fortec Motorsport

R

Double R

Lap	D	Time	Sector 1	Sector 2	Sector 3	T. Spd	Elapsed	Lap	D	Time	Sector 1	Sector 2	Sector 3	T. Spd	Elapsed
1		13:27:23.549	13:25:58.287	52.986	32.276	203.0	13:27:23.549	1		13:27:28.051	13:26:00.742	55.463	31.846	200.0	13:27:28.051
2		1:55.352	34.908	50.421	30.023	199.6	13:29:18.901	2		1:57.847	35.000	51.830	31.017	225.4	13:29:25.898
3		1:51.594	33.318	48.492	29.784	228.3	13:31:10.495	3		1:53.408	33.948	49.412	30.048	226.4	13:31:19.306
4		1:51.308	33.144	48.492	29.672	228.8	13:33:01.803	4		1:51.263	32.773	48.688	29.802	228.3	13:33:10.569
5		1:51.387	32.985	48.598	29.804	229.7	13:34:53.190	5		2:07.308 P	33.890	54.181	39.237	208.4	13:35:17.877
6		1:51.085	32.761	48.659	29.665	229.7	13:36:44.275	6		3:38.815	2:17.880	50.809	30.126	217.7	13:38:56.692
7		1:50.970	32.886	48.488	29.596	230.7	13:38:35.245	7		1:50.890	32.686	48.521	29.683	228.8	13:40:47.582
8		2:03.985 P	36.111	51.571	36.303	228.3	13:40:39.230	8		1:50.858	32.707	48.282	29.869	229.7	13:42:38.440
9		8:42.495	7:17.839	53.284	31.372	218.6	13:49:21.725	9		1:51.638	33.514	48.322	29.802	225.0	13:44:30.078
10		2:01.834	35.140	50.083	36.611	225.9	13:51:23.559	10		1:50.389	32.556	48.124	29.709	229.7	13:46:20.467
11		1:51.490	33.247	48.527	29.716	227.3	13:53:15.049	11		1:56.574 P	32.422	48.963	35.189	230.2	13:48:17.041
12		1:53.176	32.794	49.138	31.244	228.8	13:55:08.225	12		7:10.577 P	5:39.333	54.299	36.945	209.7	13:55:27.618
13		1:50.850	32.853	48.369	29.628	229.7	13:56:59.075	13		2:33.957	1:12.453	51.010	30.494	225.0	13:58:01.575
14		1:51.206	32.845	48.591	29.770	230.7	13:58:50.281	14		1:50.162	32.682	47.997	29.483	229.2	13:59:51.737
15		1:57.534	32.689	49.483	35.362	232.2	14:00:47.815	15		1:50.198	32.699	47.847	29.652	229.7	14:01:41.935
16		1:50.838	32.723	48.395	29.720	230.7	14:02:38.653	16		1:56.261	32.350	51.037	32.874	230.2	14:03:38.196
17		1:51.322	32.887	48.684	29.751	230.2	14:04:29.975	17		1:49.958	32.475	47.870	29.613	230.2	14:05:28.154
18		1:58.526 P	32.860	48.564	37.102	230.7	14:06:28.501	18		2:00.482 P	32.425	48.577	39.480	232.7	14:07:28.636





Silverstone
Euroformula Open
Free Practice - 2
Lap Analysis



29

Stuart Wiltshire

Dallara F317 HWA

31

Billy Monger

Dallara F317 Spiess

R

CF Racing

R

Carlin Motorsport

Lap	D	Time	Sector 1	Sector 2	Sector 3	T. Spd	Elapsed	Lap	D	Time	Sector 1	Sector 2	Sector 3	T. Spd	Elapsed
1		13:27:38.766	13:26:07.427	57.819	33.520	214.2	13:27:38.766	1		13:27:32.992	13:26:06.549	52.171	34.272	216.0	13:27:32.992
2		2:01.615	36.929	53.166	31.520	222.6	13:29:40.381	2		1:55.273	33.945	49.693	31.635	227.3	13:29:28.265
3		1:57.300	34.977	51.311	31.012	224.0	13:31:37.681	3		1:51.633	32.990	48.869	29.774	226.4	13:31:19.898
4		1:56.792	34.946	50.878	30.968	225.0	13:33:34.473	4		1:51.345	32.867	48.684	29.794	229.7	13:33:11.243
5		1:56.182	35.060	50.331	30.791	225.9	13:35:30.655	5		1:51.445	33.373	48.436	29.636	229.7	13:35:02.688
6		1:57.624	34.994	51.799	30.831	225.0	13:37:28.279	6		1:51.437	33.149	48.624	29.664	228.3	13:36:54.125
7		1:55.355	34.323	50.442	30.590	225.9	13:39:23.634	7		1:50.826	32.958	48.223	29.645	227.8	13:38:44.951
8		1:55.003	34.139	50.482	30.382	226.8	13:41:18.637	8		1:57.785 P	32.761	48.333	36.691	229.2	13:40:42.736
9		2:03.393 P	34.327	50.355	38.711	225.9	13:43:22.030	9		5:28.178	4:05.236	52.063	30.879	221.3	13:46:10.914
10		7:05.622	5:37.258	56.624	31.740	191.4	13:50:27.652	10		1:53.676	34.181	49.247	30.248	224.0	13:48:04.590
11		1:58.227	35.939	51.100	31.188	219.0	13:52:25.879	11		1:50.158	32.783	47.839	29.536	227.3	13:49:54.748
12		1:54.242	34.250	49.541	30.451	225.4	13:54:20.121	12		1:50.268	32.872	47.934	29.462	228.8	13:51:45.016
13		1:55.495	33.667	51.010	30.818	225.4	13:56:15.616	13		1:50.366	32.648	48.086	29.632	229.2	13:53:35.382
14		1:53.950	33.743	49.774	30.433	225.0	13:58:09.566	14		1:58.324	32.701	50.508	35.115	228.3	13:55:33.706
15		1:53.414	33.573	49.513	30.328	226.8	14:00:02.980	15		1:50.273	32.591	48.104	29.578	228.3	13:57:23.979
16		2:06.440 P	34.655	50.716	41.069	226.8	14:02:09.420	16		1:50.265	32.558	48.181	29.526	228.3	13:59:14.244

30

Dennis Hauger

Dallara F317 Spiess

R

Team Motopark

Lap	D	Time	Sector 1	Sector 2	Sector 3	T. Spd	Elapsed
1		13:28:53.600 P	13:27:14.211	57.706	41.683	171.9	13:28:53.600
2		2:48.469	1:26.293	51.318	30.858	197.8	13:31:42.069
3		1:52.287	33.286	48.786	30.215	228.3	13:33:34.356
4		1:52.412	32.946	48.576	30.890	228.3	13:35:26.768
5		1:51.003	32.927	48.414	29.662	229.2	13:37:17.771
6		1:50.824	32.782	48.332	29.710	229.2	13:39:08.595
7		1:57.344 P	33.004	49.149	35.191	229.7	13:41:05.939
8		6:00.656	4:39.818	51.099	29.739	213.4	13:47:06.595
9		1:50.584	32.674	48.264	29.646	230.2	13:48:57.179
10		1:50.624	32.753	48.211	29.660	229.2	13:50:47.803
11		1:50.429	32.642	48.127	29.660	228.8	13:52:38.232
12		1:56.256 P	32.814	49.002	34.440	231.7	13:54:34.488
13		4:24.501	2:52.899	58.194	33.408	171.7	13:58:58.989
14		1:58.368	36.941	51.623	29.804	189.8	14:00:57.357
15		1:50.738	32.836	48.236	29.666	228.3	14:02:48.095
16		1:50.514	32.686	48.277	29.551	232.7	14:04:38.609
17		1:50.565	32.666	48.156	29.743	230.2	14:06:29.174
18		1:59.763 P	33.476	48.266	38.021	230.2	14:08:28.937

33

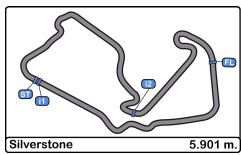
Enaam Ahmed

Dallara F317 Spiess

Team Motopark

Lap	D	Time	Sector 1	Sector 2	Sector 3	T. Spd	Elapsed
1		13:28:05.586	13:26:35.422	57.419	32.745	210.5	13:28:05.586
2		1:59.040	36.133	52.408	30.499	219.5	13:30:04.626
3		1:51.021	32.989	48.469	29.563	229.2	13:31:55.647
4		1:50.601	32.661	48.380	29.560	228.3	13:33:46.248
5		1:58.197 P	32.837	48.461	36.899	229.7	13:35:44.445
6		7:51.610	6:31.230	50.180	30.200	219.5	13:43:36.055
7		1:50.443	32.633	48.225	29.585	228.8	13:45:26.498
8		1:50.553	32.616	48.339	29.598	227.8	13:47:17.051
9		2:00.787 P	32.582	48.236	39.969	230.2	13:49:17.838
10		7:59.816	6:32.450	55.786	31.580	214.7	13:57:17.654
11		1:54.667	34.920	49.671	30.076	224.0	13:59:12.321
12		1:49.714	32.391	47.892	29.431	229.7	14:01:02.035
13		1:54.637	32.380	51.221	31.036	229.2	14:02:56.672
14		1:50.196	32.514	48.064	29.618	228.8	14:04:46.868
15		2:03.474 P	32.395	48.574	42.505	231.7	14:06:50.342





Silverstone
Euroformula Open
Free Practice - 2
Lap Analysis



55

Jamie Chadwick

Dallara F317 HWA

99

Rui Andrade

Dallara F317 HWA

Double R

R

Drivex School

Lap	D	Time	Sector 1	Sector 2	Sector 3	T. Spd	Elapsed	Lap	D	Time	Sector 1	Sector 2	Sector 3	T. Spd	Elapsed
1		13:27:30.499	13:26:02.419	54.482	33.598	221.3	13:27:30.499	1		13:28:41.561 P	13:26:20.156	1:03.861	1:17.544	191.4	13:28:41.561
2		2:06.596	34.813	50.759	41.024	225.9	13:29:37.095	2		17:51.820	16:25.970	54.566	31.284	200.3	13:46:33.381
3		1:54.524	33.977	50.133	30.414	226.8	13:31:31.619	3		1:55.093	35.137	49.942	30.014	219.0	13:48:28.474
4		1:53.798	33.778	49.682	30.338	228.8	13:33:25.417	4		1:52.281	33.404	49.127	29.750	229.2	13:50:20.755
5		1:53.807	33.557	49.772	30.478	227.8	13:35:19.224	5		1:51.755	33.091	48.736	29.928	229.7	13:52:12.510
6		2:07.611 P	33.789	53.905	39.917	228.3	13:37:26.835	6		1:51.668	33.076	48.741	29.851	229.7	13:54:04.178
7		4:29.314	3:08.902	50.116	30.296	226.8	13:41:56.149	7		1:51.647	32.907	48.951	29.789	230.2	13:55:55.825
8		1:53.153	33.470	49.426	30.257	227.8	13:43:49.302	8		1:51.918	32.919	49.080	29.919	230.7	13:57:47.743
9		2:00.328 P	33.311	49.468	37.549	228.8	13:45:49.630	9		1:51.755	32.944	48.805	30.006	230.7	13:59:39.498
10		9:10.391	7:45.902	53.475	31.014	223.1	13:55:00.021	10		1:51.618	33.016	48.749	29.853	230.7	14:01:31.116
11		1:53.165	33.879	49.276	30.010	228.3	13:56:53.186	11		1:58.579	33.127	54.964	30.488	230.7	14:03:29.695
12		1:51.577	33.061	48.745	29.771	228.8	13:58:44.763	12		1:51.674	32.684	48.991	29.999	231.7	14:05:21.369
13		1:51.463	32.857	48.616	29.990	230.2	14:00:36.226	13		2:05.729 P	37.389	49.854	38.486	228.8	14:07:27.098
14		2:10.838	37.296	58.841	34.701	202.6	14:02:47.064								
15		1:55.527	33.123	50.945	31.459	228.3	14:04:42.591								
16		2:02.475 P	33.103	48.796	40.576	229.7	14:06:45.066								

63

Nicolai Kjaergaard

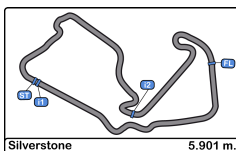
Dallara F317 Spiess

R

Carlin Motorsport

Lap	D	Time	Sector 1	Sector 2	Sector 3	T. Spd	Elapsed
1		13:27:34.119	13:26:06.558	54.167	33.394	200.0	13:27:34.119
2		1:59.743	36.127	52.065	31.551	213.0	13:29:33.862
3		1:51.378	32.973	48.644	29.761	228.3	13:31:25.240
4		1:50.969	32.675	48.641	29.653	231.2	13:33:16.209
5		1:54.156	35.003	48.998	30.155	226.8	13:35:10.365
6		1:52.332	34.409	48.353	29.570	225.4	13:37:02.697
7		2:02.027 P	32.879	48.079	41.069	229.2	13:39:04.724
8		5:51.982	4:24.734	54.841	32.407	189.4	13:44:56.706
9		2:00.471	36.436	51.920	32.115	211.7	13:46:57.177
10		1:53.055	33.117	49.919	30.019	227.8	13:48:50.232
11		1:50.138	32.582	48.036	29.520	228.8	13:50:40.370
12		1:50.452	32.460	48.508	29.484	227.3	13:52:30.822
13		1:50.322	32.656	48.089	29.577	229.7	13:54:21.144
14		1:55.737	32.684	48.424	34.629	232.2	13:56:16.881
15		1:55.623	33.827	51.025	30.771	228.8	13:58:12.504
16		1:50.862	32.614	48.058	30.190	229.7	14:00:03.366
17		1:52.037	33.251	48.987	29.799	228.8	14:01:55.403
18		1:50.559	32.529	48.352	29.678	228.8	14:03:45.962
19		1:49.908	32.426	47.882	29.600	230.2	14:05:35.870
20		2:06.737 P	35.221	48.859	42.657	228.3	14:07:42.607



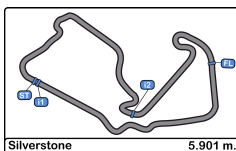


Silverstone
Euroformula Open
Free Practice - 2
Best Sectors Results



Sector - 1				Sector - 2				Sector - 3				Ideal Lap vs Best Lap				
Clas	Nº	Driver	Time	Nº	Driver	Time	Nº	Driver	Time	Clas	Nº	Driver	Ideal Lap	Best Lap	Clas	
1	8	Lukas Dunner	32.341	14	Toshiko Oyu	47.793	25	Cameron Das	29.428	1	14	Toshiko Oyu	1:49.672	1:49.835	2	
2	26	Linus Lundqvist	32.350	31	Billy Monger	47.839	33	Enaam Ahmed	29.431	2	26	Linus Lundqvist	1:49.680	1:49.958	5	
3	33	Enaam Ahmed	32.380	26	Linus Lundqvist	47.847	14	Toshiko Oyu	29.451	3	33	Enaam Ahmed	1:49.703	1:49.714	1	
4	31	Billy Monger	32.420	63	Nicolai Kjaergaard	47.882	31	Billy Monger	29.462	4	31	Billy Monger	1:49.721	1:50.138	7	
5	63	Nicolai Kjaergaard	32.426	33	Enaam Ahmed	47.892	26	Linus Lundqvist	29.483	5	63	Nicolai Kjaergaard	1:49.792	1:49.908	4	
6	14	Toshiko Oyu	32.428	25	Cameron Das	47.972	63	Nicolai Kjaergaard	29.484	6	25	Cameron Das	1:49.845	1:49.899	3	
7	25	Cameron Das	32.445	12	Christian Hahn	48.013	8	Lukas Dunner	29.511	7	8	Lukas Dunner	1:49.932	1:50.131	6	
8	12	Christian Hahn	32.639	8	Lukas Dunner	48.080	12	Christian Hahn	29.525	8	12	Christian Hahn	1:50.177	1:50.342	8	
9	30	Dennis Hauger	32.642	30	Dennis Hauger	48.127	30	Dennis Hauger	29.551	9	30	Dennis Hauger	1:50.320	1:50.429	9	
10	99	Rui Andrade	32.684	20	Manuel Maldonado	48.190	21	Calan Williams	29.596	10	20	Manuel Maldonado	1:50.639	1:50.681	10	
11	21	Calan Williams	32.689	18	Niklas Krütten	48.211	18	Niklas Krütten	29.631	11	21	Calan Williams	1:50.654	1:50.838	12	
12	20	Manuel Maldonado	32.783	21	Calan Williams	48.369	20	Manuel Maldonado	29.666	12	18	Niklas Krütten	1:50.710	1:50.768	11	
13	55	Jamie Chadwick	32.857	55	Jamie Chadwick	48.616	99	Rui Andrade	29.750	13	99	Rui Andrade	1:51.170	1:51.618	14	
14	18	Niklas Krütten	32.868	99	Rui Andrade	48.736	55	Jamie Chadwick	29.771	14	55	Jamie Chadwick	1:51.244	1:51.463	13	
15	29	Stuart Wiltshire	33.573	29	Stuart Wiltshire	49.513	29	Stuart Wiltshire	30.328	15	29	Stuart Wiltshire	1:53.414	1:53.414	15	



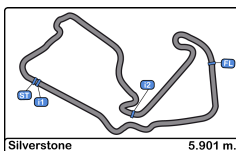


Silverstone
Euroformula Open
Free Practice - 2
Best 5 Lap Times



Cls	Nº	Entrant	Nat	Driver	Nat	Cat	Cls	Chassis - Engine	Team	Best 1		Best 2		Best 3		Best 4		Best 5	
										Time	Lap	Time	Lap	Time	Lap	Time	Lap	Time	Lap
1	33	Team Motopark	DEU	Enaam Ahmed	GBR			Dallara F317 Spiess	Team Motopark	1:49.714	12	1:50.196	14	1:50.443	7	1:50.553	8	1:50.601	4
2	14	Team Motopark	DEU	Toshiko Oyu	JPN	R	1	Dallara F317 Spiess	Team Motopark	1:49.835	16	1:50.205	11	1:50.254	9	1:50.400	6	1:50.519	5
3	25	Team Motopark	DEU	Cameron Das	USA			Dallara F317 Spiess	Team Motopark	1:49.899	16	1:50.053	15	1:50.719	11	1:50.819	10	1:50.848	9
4	63	Carlin Motorsport	GBR	Nicolai Kjaergaard	DNK	R	2	Dallara F317 Spiess	Carlin Motorsport	1:49.908	19	1:50.138	11	1:50.322	13	1:50.452	12	1:50.559	18
5	26	Double R	GBR	Linus Lundqvist	SWE	R	3	Dallara F317 HWA	Double R	1:49.958	17	1:50.162	14	1:50.198	15	1:50.389	10	1:50.858	8
6	8	Teo Martin Motorsport	ESP	Lukas Dunner	AUT			Dallara F317 HWA	Teo Martin Motorsport	1:50.131	17	1:50.520	8	1:50.567	14	1:50.661	13	1:51.017	7
7	31	Carlin Motorsport	GBR	Billy Monger	GBR	R	4	Dallara F317 Spiess	Carlin Motorsport	1:50.138	17	1:50.158	11	1:50.265	16	1:50.268	12	1:50.273	15
8	12	Carlin Motorsport	GBR	Christian Hahn	BRA			Dallara F317 Spiess	Carlin Motorsport	1:50.342	11	1:50.518	16	1:50.856	10	1:50.908	4	1:50.991	9
9	30	Team Motopark	DEU	Dennis Hauger	NOR	R	5	Dallara F317 Spiess	Team Motopark	1:50.429	11	1:50.514	16	1:50.565	17	1:50.584	9	1:50.624	10
10	20	Fortec Motorsport	GBR	Manuel Maldonado	VEN	R	6	Dallara F317 HWA	Fortec Motorsport	1:50.681	16	1:51.117	15	1:51.250	13	1:51.353	7	1:51.384	12
11	18	Team Motopark	DEU	Niklas Krütten	DEU	R	7	Dallara F317 Spiess	Team Motopark	1:50.768	13	1:51.206	15	1:51.337	12	1:51.439	8	1:51.691	14
12	21	Fortec Motorsport	GBR	Calan Williams	AUS			Dallara F317 HWA	Fortec Motorsport	1:50.838	16	1:50.850	13	1:50.970	7	1:51.085	6	1:51.206	14
13	55	Double R	GBR	Jamie Chadwick	GBR			Dallara F317 HWA	Double R	1:51.463	13	1:51.577	12	1:53.153	8	1:53.165	11	1:53.798	4
14	99	Drivex School	ESP	Rui Andrade	AGO	R	8	Dallara F317 HWA	Drivex School	1:51.618	10	1:51.647	7	1:51.668	6	1:51.674	12	1:51.755	5
15	29	Stuart Wiltshire / CF	GBR	Stuart Wiltshire	GBR	R	9	Dallara F317 HWA	CF Racing	1:53.414	15	1:53.950	14	1:54.242	12	1:55.003	8	1:55.355	7



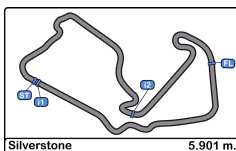


Silverstone
Euroformula Open
Free Practice - 2
Best 5 Top Speeds



Cls	Nº	Entrant	Nat	Driver	Nat	Cat	Cls	Chassis - Engine	Team	Top 1		Top 2		Top 3		Top 4		Top 5		Avg
										Km/h	Lap	Km/h	Lap	Km/h	Lap	Km/h	Lap	Km/h	Lap	
1	8	Teo Martin Motorsport	ESP	Lukas Dunner	AUT			Dallara F317 HWA	Teo Martin Motorsport	236.3	15	233.2	18	232.7	14	232.2	8	232.2	16	233.3
2	18	Team Motopark	DEU	Niklas Krütten	DEU	R	1	Dallara F317 Spiess	Team Motopark	232.7	15	232.2	6	231.7	17	231.2	14	230.7	8	231.7
3	26	Double R	GBR	Linus Lundqvist	SWE	R	2	Dallara F317 HWA	Double R	232.7	18	230.2	11	230.2	16	230.2	17	229.7	8	230.6
4	30	Team Motopark	DEU	Dennis Hauger	NOR	R	3	Dallara F317 Spiess	Team Motopark	232.7	16	231.7	12	230.2	9	230.2	17	230.2	18	231.0
5	14	Team Motopark	DEU	Toshiko Oyu	JPN	R	4	Dallara F317 Spiess	Team Motopark	232.2	17	231.7	11	230.7	12	230.7	16	230.2	5	231.1
6	21	Fortec Motorsport	GBR	Calan Williams	AUS			Dallara F317 HWA	Fortec Motorsport	232.2	15	230.7	7	230.7	14	230.7	16	230.7	18	231.0
7	63	Carlin Motorsport	GBR	Nicolai Kjaergaard	DNK	R	5	Dallara F317 Spiess	Carlin Motorsport	232.2	14	231.2	4	230.2	19	229.7	13	229.7	16	230.6
8	12	Carlin Motorsport	GBR	Christian Hahn	BRA			Dallara F317 Spiess	Carlin Motorsport	231.7	18	230.7	17	230.2	11	230.2	15	230.2	16	230.6
9	33	Team Motopark	DEU	Enaam Ahmed	GBR			Dallara F317 Spiess	Team Motopark	231.7	15	230.2	9	229.7	5	229.7	12	229.2	3	230.1
10	99	Drivex School	ESP	Rui Andrade	AGO	R	6	Dallara F317 HWA	Drivex School	231.7	12	230.7	8	230.7	9	230.7	10	230.7	11	230.9
11	25	Team Motopark	DEU	Cameron Das	USA			Dallara F317 Spiess	Team Motopark	231.2	5	231.2	17	230.7	12	230.2	9	230.2	16	230.7
12	31	Carlin Motorsport	GBR	Billy Monger	GBR	R	7	Dallara F317 Spiess	Carlin Motorsport	231.2	20	230.2	17	229.7	4	229.7	5	229.2	8	230.0
13	20	Fortec Motorsport	GBR	Manuel Maldonado	VEN	R	8	Dallara F317 HWA	Fortec Motorsport	230.2	13	230.2	16	229.2	15	228.8	12	227.8	5	229.3
14	55	Double R	GBR	Jamie Chadwick	GBR			Dallara F317 HWA	Double R	230.2	13	229.7	16	228.8	4	228.8	9	228.8	12	229.3
15	29	Stuart Wiltshire / CF	GBR	Stuart Wiltshire	GBR	R	9	Dallara F317 HWA	CF Racing	226.8	8	226.8	15	226.8	16	225.9	5	225.9	7	226.5



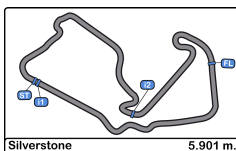


Silverstone
Euroformula Open
Free Practice - 2
Fastest Laps Sequence



Lap	Time of Day	Session Time	Nº	Entrant	Nat	Driver	Nat	Cat	Chassis - Engine	Team	Time	Km/h
2	13:29:18.901	4:18.901	21	Fortec Motorsport	GBR	Calan Williams	AUS		Dallara F317 HWA	Fortec Motorsport	1:55.352	184.1
2	13:29:28.265	4:28.265	31	Carlin Motorsport	GBR	Billy Monger	GBR	R	Dallara F317 Spiess	Carlin Motorsport	1:55.273	184.2
3	13:31:10.495	6:10.495	21	Fortec Motorsport	GBR	Calan Williams	AUS		Dallara F317 HWA	Fortec Motorsport	1:51.594	190.3
3	13:31:25.240	6:25.240	63	Carlin Motorsport	GBR	Nicolai Kjaergaard	DNK	R	Dallara F317 Spiess	Carlin Motorsport	1:51.378	190.7
3	13:31:55.647	6:55.647	33	Team Motopark	DEU	Enaam Ahmed	GBR		Dallara F317 Spiess	Team Motopark	1:51.021	191.3
4	13:33:14.864	8:14.864	12	Carlin Motorsport	GBR	Christian Hahn	BRA		Dallara F317 Spiess	Carlin Motorsport	1:50.908	191.5
4	13:33:46.248	8:46.248	33	Team Motopark	DEU	Enaam Ahmed	GBR		Dallara F317 Spiess	Team Motopark	1:50.601	192.0
5	13:36:40.612	11:40.612	14	Team Motopark	DEU	Toshiko Oyu	JPN	R	Dallara F317 Spiess	Team Motopark	1:50.519	192.2
6	13:38:31.012	13:31.012	14	Team Motopark	DEU	Toshiko Oyu	JPN	R	Dallara F317 Spiess	Team Motopark	1:50.400	192.4
10	13:46:20.467	21:20.467	26	Double R	GBR	Linus Lundqvist	SWE	R	Dallara F317 HWA	Double R	1:50.389	192.4
11	13:49:54.748	24:54.748	31	Carlin Motorsport	GBR	Billy Monger	GBR	R	Dallara F317 Spiess	Carlin Motorsport	1:50.158	192.8
11	13:50:40.370	25:40.370	63	Carlin Motorsport	GBR	Nicolai Kjaergaard	DNK	R	Dallara F317 Spiess	Carlin Motorsport	1:50.138	192.8
12	14:01:02.035	36:02.035	33	Team Motopark	DEU	Enaam Ahmed	GBR		Dallara F317 Spiess	Team Motopark	1:49.714	193.6



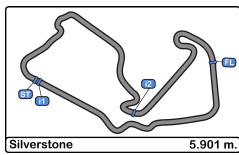


Silverstone
Euroformula Open
Free Practice - 2
Event Best Maximum Speed



Nº	Entrant	Nat	Driver	Nat	Cat	Clas	Chassis - Engine	Team	Km/h	Session
8	Teo Martin Motorsport	ESP	Lukas Dunner	AUT			Dallara F317 HWA	Teo Martin Motorsport	236.3	Free Practice - 2
18	Team Motopark	DEU	Niklas Krütten	DEU	R	1	Dallara F317 Spiess	Team Motopark	232.7	Free Practice - 2
30	Team Motopark	DEU	Dennis Hauger	NOR	R	2	Dallara F317 Spiess	Team Motopark	232.7	Free Practice - 2
26	Double R	GBR	Linus Lundqvist	SWE	R	3	Dallara F317 HWA	Double R	232.7	Free Practice - 2
63	Carlin Motorsport	GBR	Nicolai Kjaergaard	DNK	R	4	Dallara F317 Spiess	Carlin Motorsport	232.2	Free Practice - 2
21	Fortec Motorsport	GBR	Calan Williams	AUS			Dallara F317 HWA	Fortec Motorsport	232.2	Free Practice - 2
14	Team Motopark	DEU	Toshiko Oyu	JPN	R	5	Dallara F317 Spiess	Team Motopark	232.2	Free Practice - 2
99	Drivex School	ESP	Rui Andrade	AGO	R	6	Dallara F317 HWA	Drivex School	231.7	Free Practice - 2
33	Team Motopark	DEU	Enaam Ahmed	GBR			Dallara F317 Spiess	Team Motopark	231.7	Free Practice - 2
12	Carlin Motorsport	GBR	Christian Hahn	BRA			Dallara F317 Spiess	Carlin Motorsport	231.7	Free Practice - 2
25	Team Motopark	DEU	Cameron Das	USA			Dallara F317 Spiess	Team Motopark	231.2	Free Practice - 2
31	Carlin Motorsport	GBR	Billy Monger	GBR	R	7	Dallara F317 Spiess	Carlin Motorsport	231.2	Free Practice - 2
20	Fortec Motorsport	GBR	Manuel Maldonado	VEN	R	8	Dallara F317 HWA	Fortec Motorsport	230.2	Free Practice - 2
55	Double R	GBR	Jamie Chadwick	GBR			Dallara F317 HWA	Double R	230.2	Free Practice - 2
29	Stuart Wiltshire / CF	GBR	Stuart Wiltshire	GBR	R	9	Dallara F317 HWA	CF Racing	226.8	Free Practice - 2





Silverstone
Euroformula Open
Free Practice - 2
Pit Stop Analysis



8 Lukas Dunner Teo Martin Motorsport
Dallara F317 HWA

Nr.	In Day Time	In Time	Out Time	Pit Time	T. Pit Time	Handicap	Penalty
1	13:43:12.068	13:43:12.068	13:48:23.206	5:11.138	5:11.138		

12 Christian Hahn Carlin Motorsport
Dallara F317 Spiess

Nr.	In Day Time	In Time	Out Time	Pit Time	T. Pit Time	Handicap	Penalty
1	13:37:50.561	13:37:50.561	13:41:44.553	3:53.992	3:53.992		
2	13:55:06.398	13:55:06.398	13:58:48.514	3:42.116	7:36.108		

14 Toshiko Oyu R Team Motopark
Dallara F317 Spiess

Nr.	In Day Time	In Time	Out Time	Pit Time	T. Pit Time	Handicap	Penalty
1	13:28:18.591	13:28:18.591	13:28:42.171	23.580	23.580		
2	13:40:28.696	13:40:28.696	13:45:53.214	5:24.518	5:48.098		
3	13:55:37.411	13:55:37.411	13:57:53.546	2:16.135	8:04.233		

18 Niklas Krütten R Team Motopark
Dallara F317 Spiess

Nr.	In Day Time	In Time	Out Time	Pit Time	T. Pit Time	Handicap	Penalty
1	13:43:07.194	13:43:07.194	13:49:49.081	6:41.887	6:41.887		
2	13:52:06.442	13:52:06.442	13:52:27.136	20.694	7:02.581		

20 Manuel Maldonado R Fortec Motorsport
Dallara F317 HWA

Nr.	In Day Time	In Time	Out Time	Pit Time	T. Pit Time	Handicap	Penalty
1	13:41:53.029	13:41:53.029	13:50:32.484	8:39.455	8:39.455		

21 Calan Williams Fortec Motorsport
Dallara F317 HWA

Nr.	In Day Time	In Time	Out Time	Pit Time	T. Pit Time	Handicap	Penalty
1	13:40:37.315	13:40:37.315	13:47:19.843	6:42.528	6:42.528		

25 Cameron Das Team Motopark
Dallara F317 Spiess

Nr.	In Day Time	In Time	Out Time	Pit Time	T. Pit Time	Handicap	Penalty
1	13:27:51.395	13:27:51.395	13:28:13.115	21.720	21.720		
2	13:37:51.921	13:37:51.921	13:42:05.156	4:13.235	4:34.955		
3	13:53:29.570	13:53:29.570	13:57:36.455	4:06.885	8:41.840		

26 Linus Lundqvist R Double R
Dallara F317 HWA

Nr.	In Day Time	In Time	Out Time	Pit Time	T. Pit Time	Handicap	Penalty
1	13:35:15.970	13:35:15.970	13:37:01.767	1:45.797	1:45.797		
2	13:48:15.226	13:48:15.226	13:53:17.910	5:02.684	6:48.481		
3	13:55:25.614	13:55:25.614	13:55:49.688	24.074	7:12.555		

29 Stuart Wiltshire R Stuart Wiltshire / CF Racing
Dallara F317 HWA

Nr.	In Day Time	In Time	Out Time	Pit Time	T. Pit Time	Handicap	Penalty
1	13:43:20.131	13:43:20.131	13:48:18.826	4:58.695	4:58.695		

30 Dennis Hauger R Team Motopark
Dallara F317 Spiess

Nr.	In Day Time	In Time	Out Time	Pit Time	T. Pit Time	Handicap	Penalty
1	13:28:51.672	13:28:51.672	13:29:19.280	27.608	27.608		

2	13:41:03.972	13:41:03.972	13:44:57.464	3:53.492	4:21.100		
3	13:54:32.554	13:54:32.554	13:56:47.784	2:15.230	6:36.330		

31 Billy Monger R Carlin Motorsport
Dallara F317 Spiess

Nr.	In Day Time	In Time	Out Time	Pit Time	T. Pit Time	Handicap	Penalty
1	13:40:40.413	13:40:40.413	13:44:09.730	3:29.317	3:29.317		

33 Enaam Ahmed Team Motopark
Dallara F317 Spiess

Nr.	In Day Time	In Time	Out Time	Pit Time	T. Pit Time	Handicap	Penalty
1	13:35:42.105	13:35:42.105	13:41:39.418	5:57.313	5:57.313		
2	13:49:15.273	13:49:15.273	13:55:09.687	5:54.414	11:51.727		

55 Jamie Chadwick Double R
Dallara F317 HWA

Nr.	In Day Time	In Time	Out Time	Pit Time	T. Pit Time	Handicap	Penalty
1	13:37:24.913	13:37:24.913	13:40:00.157	2:35.244	2:35.244		
2	13:45:47.712	13:45:47.712	13:52:54.860	7:07.148	9:42.392		

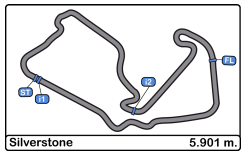
63 Nicolai Kjaergaard R Carlin Motorsport
Dallara F317 Spiess

Nr.	In Day Time	In Time	Out Time	Pit Time	T. Pit Time	Handicap	Penalty
1	13:39:02.782	13:39:02.782	13:42:46.946	3:44.164	3:44.164		

99 Rui Andrade R Drivex School
Dallara F317 HWA

Nr.	In Day Time	In Time	Out Time	Pit Time	T. Pit Time	Handicap	Penalty
1	13:28:38.781	13:28:38.781	13:44:27.713	15:48.932	15:48.932		

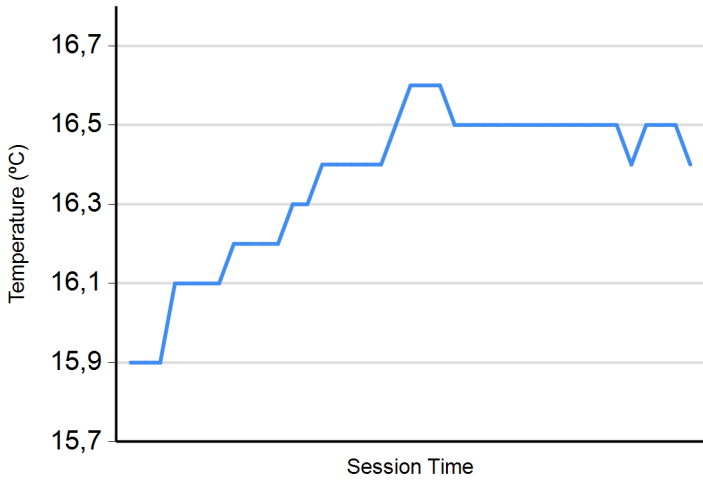




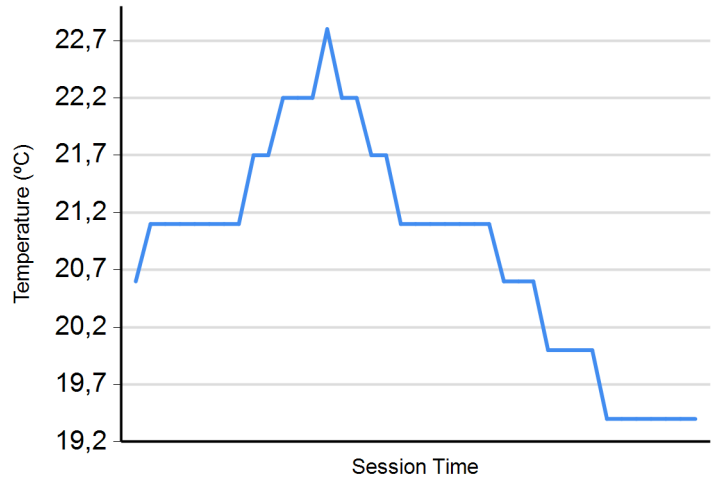
Silverstone
Euroformula Open
Free Practice - 2
Weather Report



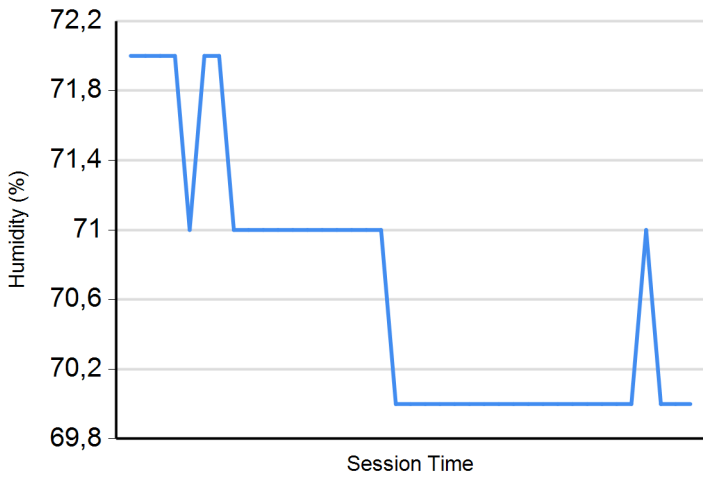
Air Temperature



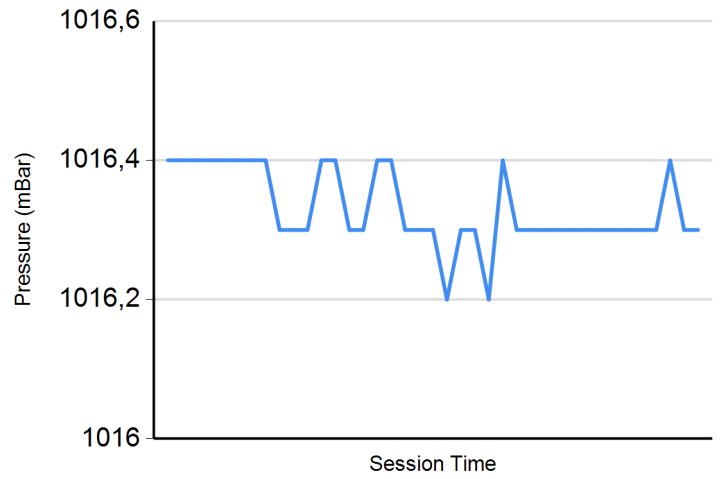
Track Temperature



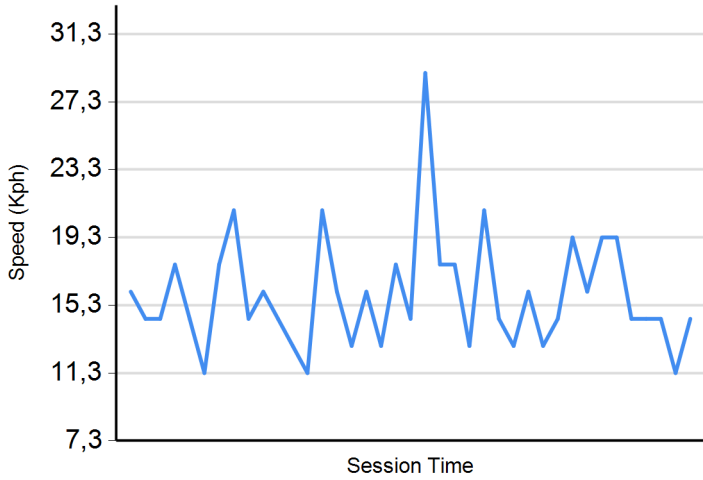
Humidity



Pressure

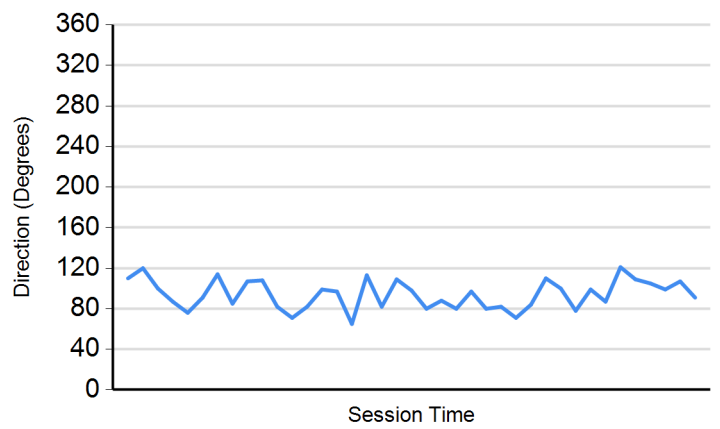


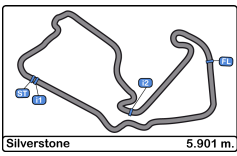
Wind Speed



Wind direction

North = 0°/360° Est = 90° South = 180° West = 270°






Silverstone
Euroformula Open
Free Practice 1 - 2
Combined Results



Cls	Nº	Entrant	Nat	Driver	Nat	Cat	Cls	Chassis - Engine	Team	Laps	Free Practice - 1	Free Practice - 2	Best	Gap	Interval	Km/h
1	33	Team Motopark	DEU	Enaam Ahmed	GBR			Dallara F317 Spiess	Team Motopark	30	1:50.518	11	1:49.714	12	1:49.714	193.6
2	14	Team Motopark	DEU	Toshiko Oyu	JPN	R	1	Dallara F317 Spiess	Team Motopark	34	1:50.285	14	1:49.835	16	1:49.835	193.4
3	25	Team Motopark	DEU	Cameron Das	USA			Dallara F317 Spiess	Team Motopark	33	1:51.230	14	1:49.899	16	1:49.899	193.3
4	63	Carlin Motorsport	GBR	Nicolai Kjaergaard	DNK	R	2	Dallara F317 Spiess	Carlin Motorsport	37	1:50.417	16	1:49.908	19	1:49.908	193.2
5	26	Double R	GBR	Linus Lundqvist	SWE	R	3	Dallara F317 HWA	Double R	33	1:50.573	14	1:49.958	17	1:49.958	193.1
6	8	Teo Martin Motorsport	ESP	Lukas Dunner	AUT			Dallara F317 HWA	Teo Martin Motorsport	23	1:51.621	5	1:50.131	17	1:50.131	192.8
7	31	Carlin Motorsport	GBR	Billy Monger	GBR	R	4	Dallara F317 Spiess	Carlin Motorsport	37	1:50.682	16	1:50.138	17	1:50.138	192.8
8	12	Carlin Motorsport	GBR	Christian Hahn	BRA			Dallara F317 Spiess	Carlin Motorsport	35	1:50.613	16	1:50.342	11	1:50.342	192.5
9	30	Team Motopark	DEU	Dennis Hauger	NOR	R	5	Dallara F317 Spiess	Team Motopark	30	1:51.300	11	1:50.429	11	1:50.429	192.3
10	20	Fortec Motorsport	GBR	Manuel Maldonado	VEN	R	6	Dallara F317 HWA	Fortec Motorsport	32	1:51.533	6	1:50.681	16	1:50.681	191.9
11	18	Team Motopark	DEU	Niklas Krütten	DEU	R	7	Dallara F317 Spiess	Team Motopark	33	1:51.618	13	1:50.768	13	1:50.768	191.7
12	21	Fortec Motorsport	GBR	Calan Williams	AUS			Dallara F317 HWA	Fortec Motorsport	36	1:51.324	15	1:50.838	16	1:50.838	191.6
13	55	Double R	GBR	Jamie Chadwick	GBR			Dallara F317 HWA	Double R	34	1:52.685	14	1:51.463	13	1:51.463	190.5
14	99	Drivex School	ESP	Rui Andrade	AGO	R	8	Dallara F317 HWA	Drivex School	31	1:52.202	16	1:51.618	10	1:51.618	190.3
15	29	Stuart Wiltshire / CF	GBR	Stuart Wiltshire	GBR	R	9	Dallara F317 HWA	CF Racing	33	1:54.984	15	1:53.414	15	1:53.414	187.3

Published at:.....

Stewards:	Race Director:	Timekeeper: 
-----------	----------------	---

