

Silverstone
Euroformula Open
Qualifying - 1
Provisional Results



Clas	Nº	Entrant	Nat	Driver	Nat	Cat	Clas	Chassis - Engine	Team	Laps	Best	Time	Gap	Interval	Km/h
1	14	Team Motopark	DEU	Toshiko Oyu	JPN	R	1	Dallara F317 Spiess	Team Motopark	11	10	1:49.073			194.7
2	33	Team Motopark	DEU	Enaam Ahmed	GBR			Dallara F317 Spiess	Team Motopark	11	9	1:49.233	0.160	0.160	194.4
3	63	Carlin Motorsport	GBR	Nicolai Kjaergaard	DNK	R	2	Dallara F317 Spiess	Carlin Motorsport	13	12	1:49.382	0.309	0.149	194.2
4	31	Carlin Motorsport	GBR	Billy Monger	GBR	R	3	Dallara F317 Spiess	Carlin Motorsport	12	11	1:49.621	0.548	0.239	193.7
5	25	Team Motopark	DEU	Cameron Das	USA			Dallara F317 Spiess	Team Motopark	10	9	1:49.688	0.615	0.067	193.6
6	30	Team Motopark	DEU	Dennis Hauger	NOR	R	4	Dallara F317 Spiess	Team Motopark	12	11	1:49.835	0.762	0.147	193.4
7	18	Team Motopark	DEU	Niklas Krütten	DEU	R	5	Dallara F317 Spiess	Team Motopark	11	10	1:49.989	0.916	0.154	193.1
8	12	Carlin Motorsport	GBR	Christian Hahn	BRA			Dallara F317 Spiess	Carlin Motorsport	12	8	1:50.025	0.952	0.036	193.0
9	26	Double R	GBR	Linus Lundqvist	SWE	R	6	Dallara F317 HWA	Double R	10	9	1:50.029	0.956	0.004	193.0
10	8	Teo Martin Motorsport	ESP	Lukas Dunner	AUT			Dallara F317 HWA	Teo Martin Motorsport	12	11	1:50.169	1.096	0.140	192.8
11	21	Fortec Motorsport	GBR	Calan Williams	AUS			Dallara F317 HWA	Fortec Motorsport	13	12	1:50.181	1.108	0.012	192.8
12	20	Fortec Motorsport	GBR	Manuel Maldonado	VEN	R	7	Dallara F317 HWA	Fortec Motorsport	12	11	1:50.833	1.760	0.652	191.6
13	99	Drivex School	ESP	Rui Andrade	AGO	R	8	Dallara F317 HWA	Drivex School	12	11	1:51.166	2.093	0.333	191.0
14	29	Stuart Wiltshire / CF	GBR	Stuart Wiltshire	GBR	R	9	Dallara F317 HWA	CF Racing	13	12	1:53.184	4.111	2.018	187.6

CAR 8 TIME 1:51.407 DELETED TRACK LIMITS AT T 7

CAR 20 TIME 1:52.253 DELETED TRACK LIMITS AT T 7

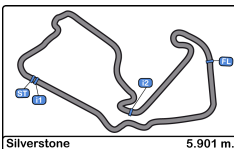
CAR 20 TIME 1:51.481 DELETED TRACK LIMITS AT T 7

Published at:.....

Track Temp: 17.2 °C Air Temp: 13.3 °C Humidity: 77 % Track Status: DRY

Stewards:	Race Director:	Timekeeper: 
-----------	----------------	---





Silverstone
Euroformula Open
Qualifying - 1
Provisional Results by Class



Clas	Nº	Entrant	Nat	Driver	Nat	Cat	Clas	Chassis - Engine	Team	Laps	Best	Time	Gap	Interval	Km/h
1	33	Team Motopark	DEU	Enaam Ahmed	GBR			Dallara F317 Spiess	Team Motopark	11	9	1:49.233			194.4
2	25	Team Motopark	DEU	Cameron Das	USA			Dallara F317 Spiess	Team Motopark	10	9	1:49.688	0.455	0.455	193.6
3	12	Carlin Motorsport	GBR	Christian Hahn	BRA			Dallara F317 Spiess	Carlin Motorsport	12	8	1:50.025	0.792	0.337	193.0
4	8	Teo Martin Motorsport	ESP	Lukas Dunner	AUT			Dallara F317 HWA	Teo Martin Motorsport	12	11	1:50.169	0.936	0.144	192.8
5	21	Fortec Motorsport	GBR	Calan Williams	AUS			Dallara F317 HWA	Fortec Motorsport	13	12	1:50.181	0.948	0.012	192.8

Rookie

1	14	Team Motopark	DEU	Toshiko Oyu	JPN	R	1	Dallara F317 Spiess	Team Motopark	11	10	1:49.073			194.7
2	63	Carlin Motorsport	GBR	Nicolai Kjaergaard	DNK	R	2	Dallara F317 Spiess	Carlin Motorsport	13	12	1:49.382	0.309	0.309	194.2
3	31	Carlin Motorsport	GBR	Billy Monger	GBR	R	3	Dallara F317 Spiess	Carlin Motorsport	12	11	1:49.621	0.548	0.239	193.7
4	30	Team Motopark	DEU	Dennis Hauger	NOR	R	4	Dallara F317 Spiess	Team Motopark	12	11	1:49.835	0.762	0.214	193.4
5	18	Team Motopark	DEU	Niklas Krütten	DEU	R	5	Dallara F317 Spiess	Team Motopark	11	10	1:49.989	0.916	0.154	193.1
6	26	Double R	GBR	Linus Lundqvist	SWE	R	6	Dallara F317 HWA	Double R	10	9	1:50.029	0.956	0.040	193.0
7	20	Fortec Motorsport	GBR	Manuel Maldonado	VEN	R	7	Dallara F317 HWA	Fortec Motorsport	12	11	1:50.833	1.760	0.804	191.6
8	99	Drivex School	ESP	Rui Andrade	AGO	R	8	Dallara F317 HWA	Drivex School	12	11	1:51.166	2.093	0.333	191.0
9	29	Stuart Wiltshire / CF	GBR	Stuart Wiltshire	GBR	R	9	Dallara F317 HWA	CF Racing	13	12	1:53.184	4.111	2.018	187.6

Published at:.....

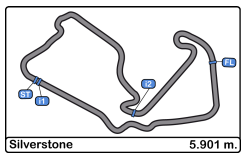
Track Temp: 17.2 °C Air Temp: 13.3 °C Humidity: 77 % Track Status: DRY

Stewards:

Race Director:

Timekeeper:





Silverstone
Euroformula Open
Qualifying - 1
Lap Analysis



8

Lukas Dunner

Dallara F317 HWA

18

Niklas Krütten

Dallara F317 Spiess

Teo Martin Motorsport

R

Team Motopark

Lap	D	Time	Sector 1	Sector 2	Sector 3	T. Spd	Elapsed	Lap	D	Time	Sector 1	Sector 2	Sector 3	T. Spd	Elapsed
1		10:12:50.843	10:11:07.183	1:08.478	35.182	182.1	10:12:50.843	1		10:13:12.393	10:11:40.438	59.779	32.176	191.1	10:13:12.393
2		2:02.097	36.645	53.789	31.663	213.0	10:14:52.940	2		1:59.619	35.987	52.876	30.756	218.6	10:15:12.012
3		1:51.407	32.845	48.490	30.072	236.3	10:16:44.347	3		1:51.996	33.441	48.764	29.791	235.8	10:17:04.008
4		1:51.537	32.447	48.811	30.279	237.8	10:18:35.884	4		1:50.577	32.715	48.149	29.713	238.4	10:18:54.585
5		1:50.936	32.379	48.596	29.961	238.9	10:20:26.820	5		1:50.717	32.558	48.391	29.768	237.8	10:20:45.302
6		1:58.246 P	33.106	50.355	34.785	236.8	10:22:25.066	6		2:00.266 P	32.644	48.567	39.055	237.3	10:22:45.568
7		5:37.494	4:10.553	53.976	32.965	208.0	10:28:02.560	7		7:14.809	5:44.810	57.444	32.555	200.7	10:30:00.377
8		1:55.133	34.614	49.848	30.671	230.2	10:29:57.693	8		2:06.242	36.200	51.718	38.324	222.6	10:32:06.619
9		1:52.938	32.954	49.937	30.047	232.2	10:31:50.631	9		1:51.015	32.808	48.062	30.145	237.3	10:33:57.634
10		1:50.795	32.562	48.291	29.942	236.8	10:33:41.426	10		1:49.989	32.494	47.836	29.659	239.4	10:35:47.623
11		1:50.169	32.380	48.047	29.742	237.8	10:35:31.595	11		2:19.809 P	37.481	58.577	43.751	199.6	10:38:07.432
12		2:03.451 P	34.258	51.444	37.749	235.8	10:37:35.046								

12

Christian Hahn

Dallara F317 Spiess

20

Manuel Maldonado

Dallara F317 HWA

Carlin Motorsport

R

Fortec Motorsport

Lap	D	Time	Sector 1	Sector 2	Sector 3	T. Spd	Elapsed	Lap	D	Time	Sector 1	Sector 2	Sector 3	T. Spd	Elapsed
1		10:12:28.430	10:11:01.057	54.167	33.206	227.3	10:12:28.430	1		10:12:33.156	10:11:00.250	59.414	33.492	211.3	10:12:33.156
2		1:55.883	34.220	50.627	31.036	233.7	10:14:24.313	2		2:01.178	36.410	52.954	31.814	233.7	10:14:34.334
3		1:52.512	33.092	49.409	30.011	234.7	10:16:16.825	3		1:55.466	34.187	50.826	30.453	234.7	10:16:29.800
4		1:50.964	32.639	48.403	29.922	236.3	10:18:07.789	4		1:52.253	32.935	48.840	30.478	234.7	10:18:22.053
5		1:58.631 P	32.985	48.605	37.041	235.2	10:20:06.420	5		1:51.510	32.621	48.919	29.970	236.8	10:20:13.563
6		6:57.035	5:31.735	53.941	31.359	192.5	10:27:03.455	6		2:03.117 P	32.765	49.233	41.119	239.4	10:22:16.680
7		1:56.713	34.626	50.104	31.983	203.3	10:29:00.168	7		5:29.873	4:03.846	53.826	32.201	223.6	10:27:46.553
8		1:50.025	32.386	48.099	29.540	238.4	10:30:50.193	8		1:55.590	34.219	50.515	30.856	235.2	10:29:42.143
9		1:54.526	35.477	49.209	29.840	221.3	10:32:44.719	9		1:51.484	32.765	48.828	29.888	236.3	10:31:33.624
10		2:00.143	36.449	51.287	32.407	208.0	10:34:44.862	10		1:51.010	32.658	48.575	29.777	236.8	10:33:24.634
11		1:50.349	32.392	48.279	29.678	241.0	10:36:35.211	11		1:50.833	32.423	48.577	29.833	238.9	10:35:15.467
12		2:07.501 P	32.374	53.928	41.199	219.9	10:38:42.712	12		2:12.981 P	35.068	53.107	44.806	234.7	10:37:28.448

14

Toshiko Oyu

Dallara F317 Spiess

21

Calan Williams

Dallara F317 HWA

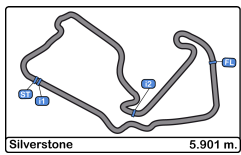
R

Team Motopark

Fortec Motorsport

Lap	D	Time	Sector 1	Sector 2	Sector 3	T. Spd	Elapsed	Lap	D	Time	Sector 1	Sector 2	Sector 3	T. Spd	Elapsed
1		10:12:44.099	10:11:12.348	58.947	32.804	174.7	10:12:44.099	1		10:12:26.833	10:10:59.870	54.124	32.839	226.8	10:12:26.833
2		1:57.740	35.872	51.481	30.387	230.2	10:14:41.839	2		2:00.599	36.644	52.686	31.269	190.4	10:14:27.432
3		1:50.447	32.557	48.297	29.593	235.8	10:16:32.286	3		1:54.499	33.285	51.152	30.062	234.7	10:16:21.931
4		1:49.943	32.313	47.914	29.716	237.8	10:18:22.229	4		1:50.937	32.685	48.350	29.902	236.8	10:18:12.868
5		1:58.308	34.836	51.789	31.683	237.8	10:20:20.537	5		1:50.447	32.439	48.244	29.764	238.9	10:20:03.315
6		2:01.711 P	32.163	48.009	41.539	237.8	10:22:22.248	6		2:02.597 P	34.403	51.123	37.071	236.8	10:22:05.912
7		7:38.568	6:08.620	57.696	32.252	198.1	10:30:00.816	7		4:18.770	2:49.980	55.723	33.067	229.2	10:26:24.682
8		1:54.862	34.902	49.656	30.304	229.2	10:31:55.678	8		1:57.577	34.744	52.651	30.182	236.3	10:28:22.259
9		1:50.599	32.281	47.641	30.677	236.3	10:33:46.277	9		1:50.854	32.567	48.377	29.910	237.3	10:30:13.113
10		1:49.073	31.993	47.511	29.569	238.9	10:35:35.350	10		1:50.627	32.487	48.227	29.913	237.8	10:32:03.740
11		2:10.385 P	32.412	52.642	45.331	218.1	10:37:45.735	11		1:50.475	32.616	48.069	29.790	237.8	10:33:54.215
								12		1:50.181	32.383	48.131	29.667	240.0	10:35:44.396
								13		2:26.021 P	40.642	1:00.609	44.770	177.6	10:38:10.417





Silverstone
Euroformula Open
Qualifying - 1
Lap Analysis



25

Cameron Das

Dallara F317 Spiess

30

Dennis Hauger

Dallara F317 Spiess

Team Motopark

R

Team Motopark

Lap	D	Time	Sector 1	Sector 2	Sector 3	T. Spd	Elapsed	Lap	D	Time	Sector 1	Sector 2	Sector 3	T. Spd	Elapsed	
1		10:13:15.219	10:11:49.129	53.906	32.184	193.8	10:13:15.219	1		10:12:43.619	10:11:10.697	59.446	33.476	161.1	10:12:43.619	
2		1:53.744	34.192	49.560	29.992	236.3	10:15:08.963	2		1:59.525	37.367	51.557	30.601	214.2	10:14:43.144	
3		1:50.587	32.288	48.544	29.755	237.3	10:16:59.550	3		1:50.617	32.551	48.243	29.823	238.4	10:16:33.761	
4		1:50.461	32.379	48.334	29.748	237.8	10:18:50.011	4		2:04.551	32.767	56.964	34.820	235.8	10:18:38.312	
5		1:56.206	P	32.652	48.332	35.222	237.8	10:20:46.217	5		1:50.497	32.470	48.227	29.800	237.8	10:20:28.809
6		9:23.995	8:01.424	52.157	30.414	230.2	10:30:10.212	6		1:50.167	32.330	48.081	29.756	239.4	10:22:18.976	
7		2:01.834	35.867	50.523	35.444	223.1	10:32:12.046	7		2:01.735	P	34.747	52.584	34.404	206.8	10:24:20.711
8		1:50.236	32.509	48.041	29.686	236.8	10:34:02.282	8		5:42.715	4:11.857	58.208	32.650	180.0	10:30:03.426	
9		1:49.688	32.183	47.891	29.614	239.4	10:35:51.970	9		1:57.895	37.127	49.551	31.217	226.8	10:32:01.321	
10		2:21.330	P	36.348	58.425	46.557	191.1	10:38:13.300	10		1:50.107	32.505	47.920	29.682	237.8	10:33:51.428

26

Linus Lundqvist

Dallara F317 HWA

31

Billy Monger

Dallara F317 Spiess

R

Double R

R

Carlin Motorsport

Lap	D	Time	Sector 1	Sector 2	Sector 3	T. Spd	Elapsed	Lap	D	Time	Sector 1	Sector 2	Sector 3	T. Spd	Elapsed	
1		10:12:47.274	P	10:11:01.629	1:03.296	42.349	223.1	10:12:47.274	1		10:12:37.839	10:11:05.724	58.944	33.171	201.1	10:12:37.839
2		10:19.617	8:43.558	1:02.193	33.866	175.8	10:23:06.891	2		1:59.618	36.568	51.031	32.019	203.7	10:14:37.457	
3		2:09.149	38.819	57.395	32.935	162.1	10:25:16.040	3		1:59.264	33.456	49.665	36.143	235.2	10:16:36.721	
4		2:02.520	36.553	53.269	32.698	217.3	10:27:18.560	4		1:50.658	32.680	48.308	29.670	235.2	10:18:27.379	
5		1:51.035	32.611	48.506	29.918	237.3	10:29:09.595	5		1:58.248	P	32.671	48.364	37.213	238.4	10:20:25.627
6		1:55.401	32.814	52.284	30.303	237.8	10:31:04.996	6		6:29.780	5:04.316	53.557	31.907	229.7	10:26:55.407	
7		1:50.503	32.520	48.106	29.877	236.8	10:32:55.499	7		1:54.752	34.037	49.724	30.991	237.3	10:28:50.159	
8		1:50.181	32.306	48.000	29.875	237.8	10:34:45.680	8		1:50.027	32.308	47.880	29.839	236.8	10:30:40.186	
9		1:50.029	32.138	48.087	29.804	237.8	10:36:35.709	9		1:58.429	32.374	53.602	32.453	238.4	10:32:38.615	
10		2:32.603	P	41.823	1:04.964	45.816	166.4	10:39:08.312	10		2:03.939	32.475	50.682	40.782	238.4	10:34:42.554

29

Stuart Wiltshire

Dallara F317 HWA

33

Enaam Ahmed

Dallara F317 Spiess

R

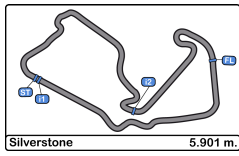
CF Racing

R

Team Motopark

Lap	D	Time	Sector 1	Sector 2	Sector 3	T. Spd	Elapsed	Lap	D	Time	Sector 1	Sector 2	Sector 3	T. Spd	Elapsed	
1		10:12:47.488	10:11:15.175	59.288	33.025	188.1	10:12:47.488	1		10:13:40.833	10:12:08.907	58.957	32.969	215.5	10:13:40.833	
2		2:00.217	36.269	52.317	31.631	230.7	10:14:47.705	2		1:58.608	36.200	52.076	30.332	227.3	10:15:39.441	
3		1:58.953	35.518	52.131	31.304	230.7	10:16:46.658	3		1:50.877	32.573	48.481	29.823	237.3	10:17:30.318	
4		1:56.740	34.443	51.285	31.012	232.7	10:18:43.398	4		1:50.237	32.499	48.079	29.659	237.8	10:19:20.555	
5		1:56.013	34.277	50.737	30.999	233.7	10:20:39.411	5		1:49.817	32.264	47.914	29.639	238.4	10:21:10.372	
6		1:55.841	34.465	50.619	30.757	233.2	10:22:35.252	6		1:59.570	P	32.505	48.217	38.848	237.8	10:23:09.942
7		2:05.641	P	34.524	51.478	39.639	232.2	10:24:40.893	7		7:21.020	5:51.864	56.792	32.364	218.1	10:30:30.962
8		4:27.160	2:53.970	1:01.098	32.092	226.8	10:29:08.053	8		1:56.737	35.922	50.549	30.266	223.1	10:32:27.699	
9		1:59.539	36.686	51.427	31.426	232.7	10:31:07.592	9		1:49.233	32.126	47.667	29.440	238.4	10:34:16.932	
10		1:54.608	34.097	50.000	30.511	232.7	10:33:02.200	10		1:49.438	32.148	47.688	29.602	238.4	10:36:06.370	
11		1:54.148	33.786	49.776	30.586	233.2	10:34:56.348	11		2:47.401	P	49.194	1:08.837	49.370	136.1	10:38:53.771
12		1:53.184	33.516	49.270	30.398	234.7	10:36:49.532									





Silverstone
Euroformula Open
Qualifying - 1
Lap Analysis



63

Nicolai Kjaergaard

Dallara F317 Spiess

R

Carlin Motorsport

Lap	D	Time	Sector 1	Sector 2	Sector 3	T. Spd	Elapsed
1		10:12:37.101	10:11:05.138	58.343	33.620	205.3	10:12:37.101
2		1:58.333	36.377	51.046	30.910	227.8	10:14:35.434
3		1:59.508	33.881	51.836	33.791	210.9	10:16:34.942
4		1:50.752	32.667	48.278	29.807	238.4	10:18:25.694
5		1:50.240	32.299	48.271	29.670	238.9	10:20:15.934
6		1:59.482 P	32.510	47.986	38.986	236.8	10:22:15.416
7		4:50.778	3:21.344	56.464	32.970	207.6	10:27:06.194
8		1:59.101	36.095	52.371	30.635	211.3	10:29:05.295
9		1:55.779	34.899	50.866	30.014	209.3	10:31:01.074
10		1:49.918	32.384	47.918	29.616	236.8	10:32:50.992
11		1:49.882	32.186	47.822	29.874	237.8	10:34:40.874
12		<u>1:49.382</u>	<u>32.172</u>	<u>47.638</u>	<u>29.572</u>	237.8	10:36:30.256
13		2:32.402 P	35.523	1:00.648	56.231	216.0	10:39:02.658

99

Rui Andrade

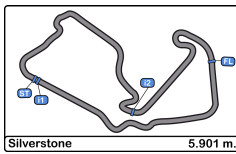
Dallara F317 HWA

R

Drivex School

Lap	D	Time	Sector 1	Sector 2	Sector 3	T. Spd	Elapsed
1		10:12:45.115	10:11:13.616	58.683	32.816	193.2	10:12:45.115
2		1:59.262	36.942	51.345	30.975	214.2	10:14:44.377
3		1:52.999	33.326	49.472	30.201	237.8	10:16:37.376
4		1:52.450	33.411	49.074	29.965	240.0	10:18:29.826
5		1:57.870 P	32.788	48.819	36.263	240.0	10:20:27.696
6		6:38.243	5:13.236	53.506	31.501	211.3	10:27:05.939
7		1:56.746	35.044	49.453	32.249	231.2	10:29:02.685
8		1:51.911	32.935	49.070	29.906	238.9	10:30:54.596
9		1:51.807	32.895	48.831	30.081	238.4	10:32:46.403
10		1:51.551	32.869	48.716	29.966	239.4	10:34:37.954
11		<u>1:51.166</u>	<u>32.633</u>	<u>48.687</u>	<u>29.846</u>	239.4	10:36:29.120
12		2:08.580 P	34.449	55.166	38.965	237.3	10:38:37.700



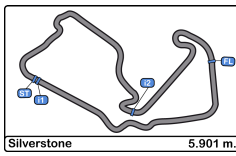


Silverstone
Euroformula Open
Qualifying - 1
Best Sectors Results



Sector - 1				Sector - 2				Sector - 3				Ideal Lap vs Best Lap				
Clas	Nº	Driver	Time	Nº	Driver	Time	Nº	Driver	Time	Clas	Nº	Driver	Ideal Lap	Best Lap	Clas	
1	14	Toshiko Oyu	31.993	14	Toshiko Oyu	47.511	33	Enaam Ahmed	29.440	1	14	Toshiko Oyu	1:49.073	1:49.073	1	
2	33	Enaam Ahmed	32.126	63	Nicolai Kjaergaard	47.638	12	Christian Hahn	29.540	2	33	Enaam Ahmed	1:49.233	1:49.233	2	
3	26	Linus Lundqvist	32.138	33	Enaam Ahmed	47.667	14	Toshiko Oyu	29.569	3	63	Nicolai Kjaergaard	1:49.382	1:49.382	3	
4	63	Nicolai Kjaergaard	32.172	31	Billy Monger	47.765	63	Nicolai Kjaergaard	29.572	4	31	Billy Monger	1:49.621	1:49.621	4	
5	25	Cameron Das	32.183	30	Dennis Hauger	47.776	25	Cameron Das	29.614	5	25	Cameron Das	1:49.688	1:49.688	5	
6	31	Billy Monger	32.196	18	Niklas Krütten	47.836	30	Dennis Hauger	29.618	6	30	Dennis Hauger	1:49.724	1:49.835	6	
7	30	Dennis Hauger	32.330	25	Cameron Das	47.891	18	Niklas Krütten	29.659	7	26	Linus Lundqvist	1:49.942	1:50.029	9	
8	12	Christian Hahn	32.374	26	Linus Lundqvist	48.000	31	Billy Monger	29.660	8	18	Niklas Krütten	1:49.989	1:49.989	7	
9	8	Lukas Dunner	32.379	8	Lukas Dunner	48.047	21	Calan Williams	29.667	9	12	Christian Hahn	1:50.013	1:50.025	8	
10	21	Calan Williams	32.383	21	Calan Williams	48.069	8	Lukas Dunner	29.742	10	21	Calan Williams	1:50.119	1:50.181	11	
11	20	Manuel Maldonado	32.423	12	Christian Hahn	48.099	20	Manuel Maldonado	29.777	11	8	Lukas Dunner	1:50.168	1:50.169	10	
12	18	Niklas Krütten	32.494	20	Manuel Maldonado	48.575	26	Linus Lundqvist	29.804	12	20	Manuel Maldonado	1:50.775	1:50.833	12	
13	99	Rui Andrade	32.633	99	Rui Andrade	48.687	99	Rui Andrade	29.846	13	99	Rui Andrade	1:51.166	1:51.166	13	
14	29	Stuart Wiltshire	33.516	29	Stuart Wiltshire	49.270	29	Stuart Wiltshire	30.398	14	29	Stuart Wiltshire	1:53.184	1:53.184	14	



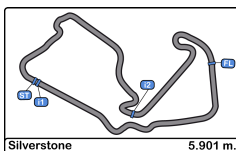


Silverstone
Euroformula Open
Qualifying - 1
Best 5 Lap Times



Cls	Nº	Entrant	Nat	Driver	Nat	Cat	Cls	Chassis - Engine	Team	Best 1		Best 2		Best 3		Best 4		Best 5	
										Time	Lap	Time	Lap	Time	Lap	Time	Lap	Time	Lap
1	14	Team Motopark	DEU	Toshiko Oyu	JPN	R	1	Dallara F317 Spiess	Team Motopark	1:49.073	10	1:49.943	4	1:50.447	3	1:50.599	9	1:54.862	8
2	33	Team Motopark	DEU	Enaam Ahmed	GBR			Dallara F317 Spiess	Team Motopark	1:49.233	9	1:49.438	10	1:49.817	5	1:50.237	4	1:50.877	3
3	63	Carlin Motorsport	GBR	Nicolai Kjaergaard	DNK	R	2	Dallara F317 Spiess	Carlin Motorsport	1:49.382	12	1:49.882	11	1:49.918	10	1:50.240	5	1:50.752	4
4	31	Carlin Motorsport	GBR	Billy Monger	GBR	R	3	Dallara F317 Spiess	Carlin Motorsport	1:49.621	11	1:50.027	8	1:50.658	4	1:54.752	7	1:58.248	5
5	25	Team Motopark	DEU	Cameron Das	USA			Dallara F317 Spiess	Team Motopark	1:49.688	9	1:50.236	8	1:50.461	4	1:50.587	3	1:53.744	2
6	30	Team Motopark	DEU	Dennis Hauger	NOR	R	4	Dallara F317 Spiess	Team Motopark	1:49.835	11	1:50.107	10	1:50.167	6	1:50.497	5	1:50.617	3
7	18	Team Motopark	DEU	Niklas Krütten	DEU	R	5	Dallara F317 Spiess	Team Motopark	1:49.989	10	1:50.577	4	1:50.717	5	1:51.015	9	1:51.996	3
8	12	Carlin Motorsport	GBR	Christian Hahn	BRA			Dallara F317 Spiess	Carlin Motorsport	1:50.025	8	1:50.349	11	1:50.964	4	1:52.512	3	1:54.526	9
9	26	Double R	GBR	Linus Lundqvist	SWE	R	6	Dallara F317 HWA	Double R	1:50.029	9	1:50.181	8	1:50.503	7	1:51.035	5	1:55.401	6
10	8	Teo Martin Motorsport	ESP	Lukas Dunner	AUT			Dallara F317 HWA	Teo Martin Motorsport	1:50.169	11	1:50.795	10	1:50.936	5	1:51.537	4	1:52.938	9
11	21	Fortec Motorsport	GBR	Calan Williams	AUS			Dallara F317 HWA	Fortec Motorsport	1:50.181	12	1:50.447	5	1:50.475	11	1:50.627	10	1:50.854	9
12	20	Fortec Motorsport	GBR	Manuel Maldonado	VEN	R	7	Dallara F317 HWA	Fortec Motorsport	1:50.833	11	1:51.010	10	1:51.510	5	1:55.466	3	1:55.590	8
13	99	Drivex School	ESP	Rui Andrade	AGO	R	8	Dallara F317 HWA	Drivex School	1:51.166	11	1:51.551	10	1:51.807	9	1:51.911	8	1:52.450	4
14	29	Stuart Wiltshire / CF	GBR	Stuart Wiltshire	GBR	R	9	Dallara F317 HWA	CF Racing	1:53.184	12	1:54.148	11	1:54.608	10	1:55.841	6	1:56.013	5



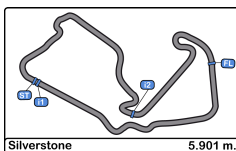


Silverstone
Euroformula Open
Qualifying - 1
Best 5 Top Speeds



Cls	Nº	Entrant	Nat	Driver	Nat	Cat	Cls	Chassis - Engine	Team	Top 1		Top 2		Top 3		Top 4		Top 5		Avg
										Km/h	Lap	Km/h	Lap	Km/h	Lap	Km/h	Lap	Km/h	Lap	
1	12	Carlin Motorsport	GBR	Christian Hahn	BRA			Dallara F317 Spiess	Carlin Motorsport	241.0	11	238.4	8	236.3	4	235.2	5	234.7	3	237.1
2	21	Fortec Motorsport	GBR	Calan Williams	AUS			Dallara F317 HWA	Fortec Motorsport	240.0	12	238.9	5	237.8	10	237.8	11	237.3	9	238.4
3	99	Drivex School	ESP	Rui Andrade	AGO	R	1	Dallara F317 HWA	Drivex School	240.0	4	240.0	5	239.4	10	239.4	11	238.9	8	239.5
4	18	Team Motopark	DEU	Niklas Krütten	DEU	R	2	Dallara F317 Spiess	Team Motopark	239.4	10	238.4	4	237.8	5	237.3	6	237.3	9	238.0
5	20	Fortec Motorsport	GBR	Manuel Maldonado	VEN	R	3	Dallara F317 HWA	Fortec Motorsport	239.4	6	238.9	11	236.8	5	236.8	10	236.3	9	237.6
6	25	Team Motopark	DEU	Cameron Das	USA			Dallara F317 Spiess	Team Motopark	239.4	9	237.8	4	237.8	5	237.3	3	236.8	8	237.8
7	30	Team Motopark	DEU	Dennis Hauger	NOR	R	4	Dallara F317 Spiess	Team Motopark	239.4	6	238.4	3	238.4	11	237.8	5	237.8	10	238.4
8	31	Carlin Motorsport	GBR	Billy Monger	GBR	R	5	Dallara F317 Spiess	Carlin Motorsport	239.4	11	238.4	5	238.4	9	238.4	10	237.3	7	238.4
9	8	Teo Martin Motorsport	ESP	Lukas Dunner	AUT			Dallara F317 HWA	Teo Martin Motorsport	238.9	5	237.8	4	237.8	11	236.8	6	236.8	10	237.6
10	14	Team Motopark	DEU	Toshiko Oyu	JPN	R	6	Dallara F317 Spiess	Team Motopark	238.9	10	237.8	4	237.8	5	237.8	6	236.3	9	237.7
11	63	Carlin Motorsport	GBR	Nicolai Kjaergaard	DNK	R	7	Dallara F317 Spiess	Carlin Motorsport	238.9	5	238.4	4	237.8	11	237.8	12	236.8	6	237.9
12	33	Team Motopark	DEU	Enaam Ahmed	GBR			Dallara F317 Spiess	Team Motopark	238.4	5	238.4	9	238.4	10	237.8	4	237.8	6	238.2
13	26	Double R	GBR	Linus Lundqvist	SWE	R	8	Dallara F317 HWA	Double R	237.8	6	237.8	8	237.8	9	237.3	5	236.8	7	237.5
14	29	Stuart Wiltshire / CF	GBR	Stuart Wiltshire	GBR	R	9	Dallara F317 HWA	CF Racing	234.7	12	233.7	5	233.2	6	233.2	11	232.7	4	233.5



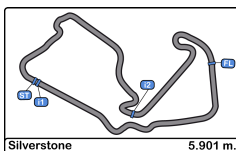


Silverstone
Euroformula Open
Qualifying - 1
Fastest Laps Sequence



Lap	Time of Day	Session Time	Nº	Entrant	Nat	Driver	Nat	Cat	Chassis - Engine	Team	Time	Km/h
2	10:14:24.313	4:24.313	12	Carlin Motorsport	GBR	Christian Hahn	BRA		Dallara F317 Spiess	Carlin Motorsport	1:55.883	183.3
2	10:15:08.963	5:08.963	25	Team Motopark	DEU	Cameron Das	USA		Dallara F317 Spiess	Team Motopark	1:53.744	186.7
3	10:16:16.825	6:16.825	12	Carlin Motorsport	GBR	Christian Hahn	BRA		Dallara F317 Spiess	Carlin Motorsport	1:52.512	188.8
3	10:16:32.286	6:32.286	14	Team Motopark	DEU	Toshiko Oyu	JPN	R	Dallara F317 Spiess	Team Motopark	1:50.447	192.3
4	10:18:22.229	8:22.229	14	Team Motopark	DEU	Toshiko Oyu	JPN	R	Dallara F317 Spiess	Team Motopark	1:49.943	193.2
5	10:21:10.372	11:10.372	33	Team Motopark	DEU	Enaam Ahmed	GBR		Dallara F317 Spiess	Team Motopark	1:49.817	193.4
9	10:34:16.932	24:16.932	33	Team Motopark	DEU	Enaam Ahmed	GBR		Dallara F317 Spiess	Team Motopark	1:49.233	194.4
10	10:35:35.350	25:35.350	14	Team Motopark	DEU	Toshiko Oyu	JPN	R	Dallara F317 Spiess	Team Motopark	1:49.073	194.7



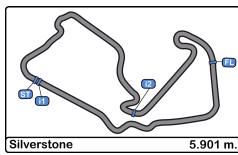


Silverstone
Euroformula Open
Qualifying - 1
Event Best Maximum Speed



Nº	Entrant	Nat	Driver	Nat	Cat	Clas	Chassis - Engine	Team	Km/h	Session
12	Carlin Motorsport		Christian Hahn				Dallara F317 Spiess	Carlin Motorsport	241.0	Qualifying - 1
99	Drivex School		Rui Andrade		R	1	Dallara F317 HWA	Drivex School	240.0	Qualifying - 1
21	Fortec Motorsport		Calan Williams				Dallara F317 HWA	Fortec Motorsport	240.0	Qualifying - 1
20	Fortec Motorsport		Manuel Maldonado		R	2	Dallara F317 HWA	Fortec Motorsport	239.4	Qualifying - 1
30	Team Motopark		Dennis Hauger		R	3	Dallara F317 Spiess	Team Motopark	239.4	Qualifying - 1
18	Team Motopark		Niklas Krütten		R	4	Dallara F317 Spiess	Team Motopark	239.4	Qualifying - 1
25	Team Motopark		Cameron Das				Dallara F317 Spiess	Team Motopark	239.4	Qualifying - 1
31	Carlin Motorsport		Billy Monger		R	5	Dallara F317 Spiess	Carlin Motorsport	239.4	Qualifying - 1
63	Carlin Motorsport		Nicolai Kjaergaard		R	6	Dallara F317 Spiess	Carlin Motorsport	238.9	Qualifying - 1
8	Teo Martin Motorsport		Lukas Dunner				Dallara F317 HWA	Teo Martin Motorsport	238.9	Qualifying - 1
14	Team Motopark		Toshiko Oyu		R	7	Dallara F317 Spiess	Team Motopark	238.9	Qualifying - 1
33	Team Motopark		Enaam Ahmed				Dallara F317 Spiess	Team Motopark	238.4	Qualifying - 1
26	Double R		Linus Lundqvist		R	8	Dallara F317 HWA	Double R	237.8	Qualifying - 1
29	Stuart Wiltshire / CF		Stuart Wiltshire		R	9	Dallara F317 HWA	CF Racing	234.7	Qualifying - 1
55	Double R		Jamie Chadwick				Dallara F317 HWA	Double R	230.2	Free Practice - 2





Silverstone
Euroformula Open
Qualifying - 1
Pit Stop Analysis



8 Lukas Dunner Teo Martin Motorsport
Dallara F317 HWA

Nr.	In Day Time	In Time	Out Time	Pit Time	T. Pit Time	Handicap	Penalty
1	10:22:23.182	10:22:23.182	10:25:55.940	3:32.758	3:32.758		

12 Christian Hahn Carlin Motorsport
Dallara F317 Spiess

Nr.	In Day Time	In Time	Out Time	Pit Time	T. Pit Time	Handicap	Penalty
1	10:20:04.203	10:20:04.203	10:24:57.285	4:53.082	4:53.082		

14 Toshiko Oyu R Team Motopark
Dallara F317 Spiess

Nr.	In Day Time	In Time	Out Time	Pit Time	T. Pit Time	Handicap	Penalty
1	10:22:20.334	10:22:20.334	10:27:46.998	5:26.664	5:26.664		

18 Niklas Krütten R Team Motopark
Dallara F317 Spiess

Nr.	In Day Time	In Time	Out Time	Pit Time	T. Pit Time	Handicap	Penalty
1	10:22:43.340	10:22:43.340	10:27:44.939	5:01.599	5:01.599		

20 Manuel Maldonado R Fortec Motorsport
Dallara F317 HWA

Nr.	In Day Time	In Time	Out Time	Pit Time	T. Pit Time	Handicap	Penalty
1	10:22:14.622	10:22:14.622	10:25:39.845	3:25.223	3:25.223		

21 Calan Williams Fortec Motorsport
Dallara F317 HWA

Nr.	In Day Time	In Time	Out Time	Pit Time	T. Pit Time	Handicap	Penalty
1	10:22:03.898	10:22:03.898	10:24:16.202	2:12.304	2:12.304		

25 Cameron Das Team Motopark
Dallara F317 Spiess

Nr.	In Day Time	In Time	Out Time	Pit Time	T. Pit Time	Handicap	Penalty
1	10:20:44.123	10:20:44.123	10:28:07.656	7:23.533	7:23.533		

26 Linus Lundqvist R Double R
Dallara F317 HWA

Nr.	In Day Time	In Time	Out Time	Pit Time	T. Pit Time	Handicap	Penalty
1	10:12:45.333	10:12:45.333	10:20:45.524	8:00.191	8:00.191		

29 Stuart Wiltshire R Stuart Wiltshire / CF Racing
Dallara F317 HWA

Nr.	In Day Time	In Time	Out Time	Pit Time	T. Pit Time	Handicap	Penalty
1	10:24:38.998	10:24:38.998	10:26:55.905	2:16.907	2:16.907		

30 Dennis Hauger R Team Motopark
Dallara F317 Spiess

Nr.	In Day Time	In Time	Out Time	Pit Time	T. Pit Time	Handicap	Penalty
1	10:24:18.783	10:24:18.783	10:27:49.849	3:31.066	3:31.066		

31 Billy Monger R Carlin Motorsport
Dallara F317 Spiess

Nr.	In Day Time	In Time	Out Time	Pit Time	T. Pit Time	Handicap	Penalty
1	10:20:23.667	10:20:23.667	10:24:50.013	4:26.346	4:26.346		

33 Enaam Ahmed Team Motopark
Dallara F317 Spiess

Nr.	In Day Time	In Time	Out Time	Pit Time	T. Pit Time	Handicap	Penalty
1	10:23:07.543	10:23:07.543	10:28:18.447	5:10.904	5:10.904		

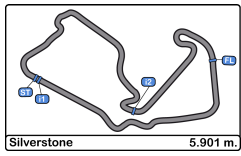
63 Nicolai Kjaergaard R Carlin Motorsport
Dallara F317 Spiess

Nr.	In Day Time	In Time	Out Time	Pit Time	T. Pit Time	Handicap	Penalty
1	10:22:13.374	10:22:13.374	10:24:52.510	2:39.136	2:39.136		

99 Rui Andrade R Drivex School
Dallara F317 HWA

Nr.	In Day Time	In Time	Out Time	Pit Time	T. Pit Time	Handicap	Penalty
1	10:20:25.664	10:20:25.664	10:24:59.614	4:33.950	4:33.950		

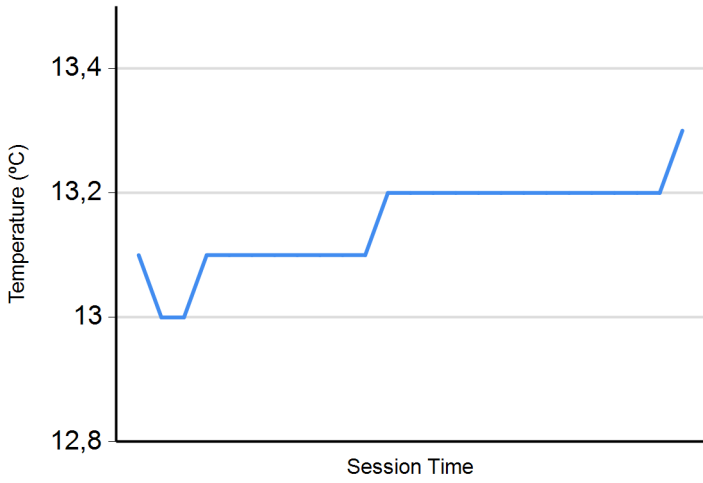




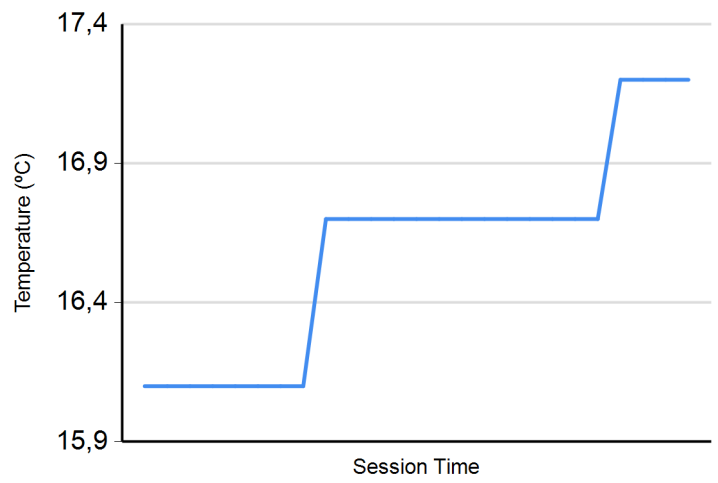
Silverstone
Euroformula Open
Qualifying - 1
Weather Report



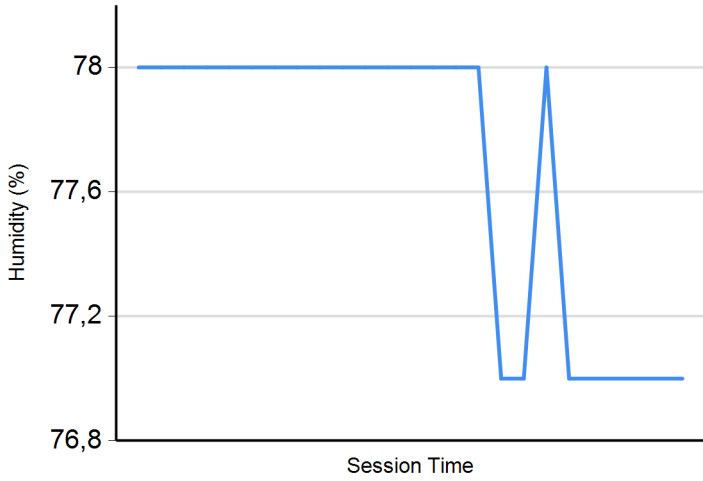
Air Temperature



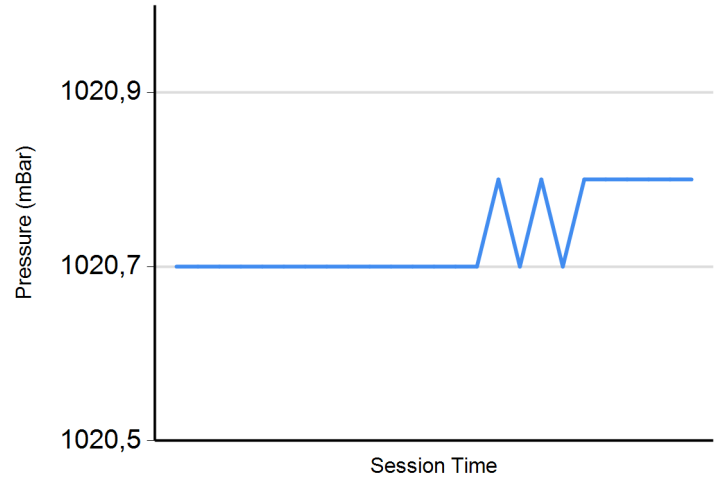
Track Temperature



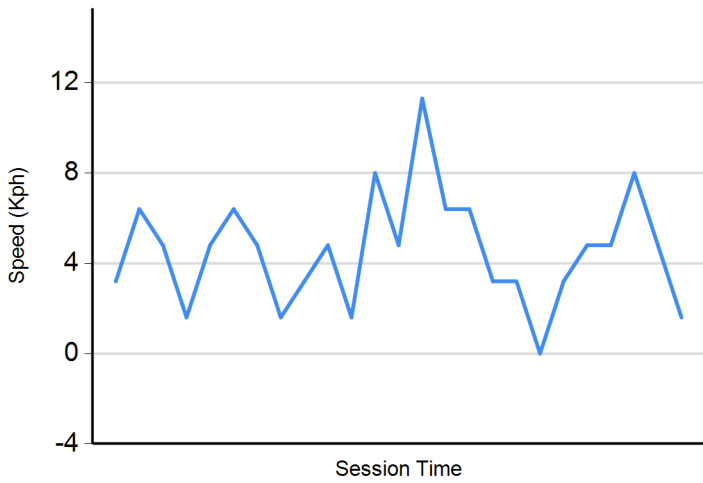
Humidity



Pressure



Wind Speed



Wind direction

North = 0°/360° Est = 90° South = 180° West = 270°

