

Silverstone
Euroformula Open
Race - 1
Provisional Results




Cls	Nº	Entrant	Nat	Driver	Nat	Cat	Cls	Chassis - Engine	Team	Laps	Total Time	Gap	Interval	Km/h	Best	Time	Km/h
1	14	Team Motopark	DEU	Toshiko Oyu	JPN	R	1	Dallara F317 Spiess	Team Motopark	15	27:45.598			191.3	15	1:50.533	192.1
2	33	Team Motopark	DEU	Enaam Ahmed	GBR			Dallara F317 Spiess	Team Motopark	15	27:50.183	4.585	4.585	190.7	14	1:50.456	192.3
3	63	Carlin Motorsport	GBR	Nicolai Kjaergaard	DNK	R	2	Dallara F317 Spiess	Carlin Motorsport	15	27:51.722	6.124	1.539	190.6	12	1:50.614	192.0
4	31	Carlin Motorsport	GBR	Billy Monger	GBR	R	3	Dallara F317 Spiess	Carlin Motorsport	15	27:58.097	12.499	6.375	189.8	11	1:50.964	191.4
5	25	Team Motopark	DEU	Cameron Das	USA			Dallara F317 Spiess	Team Motopark	15	27:59.736	14.138	1.639	189.7	15	1:51.224	190.9
6	30	Team Motopark	DEU	Dennis Hauger	NOR	R	4	Dallara F317 Spiess	Team Motopark	15	28:00.268	14.670	0.532	189.6	13	1:51.088	191.2
7	26	Double R	GBR	Linus Lundqvist	SWE	R	5	Dallara F317 HWA	Double R	15	28:04.647	19.049	4.379	189.1	14	1:51.407	190.6
8	18	Team Motopark	DEU	Niklas Krütten	DEU	R	6	Dallara F317 Spiess	Team Motopark	15	28:05.086	19.488	0.439	189.1	9	1:51.291	190.8
9	12	Carlin Motorsport	GBR	Christian Hahn	BRA			Dallara F317 Spiess	Carlin Motorsport	15	28:07.932	22.334	2.846	188.7	15	1:51.169	191.0
10	21	Fortec Motorsport	GBR	Calan Williams	AUS			Dallara F317 HWA	Fortec Motorsport	15	28:09.305	23.707	1.373	188.6	9	1:51.738	190.1
11	99	Drivex School	ESP	Rui Andrade	AGO	R	7	Dallara F317 HWA	Drivex School	15	28:14.325	28.727	5.020	188.0	13	1:51.705	190.1
12	20	Fortec Motorsport	GBR	Manuel Maldonado	VEN	R	8	Dallara F317 HWA	Fortec Motorsport	15	29:11.860	1:26.262	57.535	181.8	15	1:51.414	190.6
13	29	Stuart Wiltshire / CF	GBR	Stuart Wiltshire	GBR	R	9	Dallara F317 HWA	CF Racing	15	29:37.359	1:51.761	25.499	179.2	3	1:55.826	183.4
Not classified: (Requirements: 75% of number laps of leader = 12 Laps)																	
8		Teo Martin Motorsport	ESP	Lukas Dunner	AUT			Dallara F317 HWA	Teo Martin Motorsport								

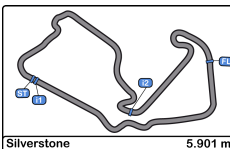
Fastest lap Enaam Ahmed in 1:50.456 at 192.3 Km/h in lap 14

Published at:.....

Track Temp: 28.9 °C Air Temp: 16.2 °C Humidity: 58 % Track Status: DRY

Stewards:	Race Director:	Timekeeper: 
-----------	----------------	---





Silverstone
Euroformula Open
Race - 1
Provisional Results by Class



Cls	Nº	Entrant	Nat	Driver	Nat	Cat	Cls	Chassis - Engine	Team	Laps	Total Time	Gap	Interval	Km/h	Best	Time	Km/h
1	33	Team Motopark	DEU	Enaam Ahmed	GBR			Dallara F317 Spiess	Team Motopark	15	27:50.183			190.7	14	1:50.456	192.3
2	25	Team Motopark	DEU	Cameron Das	USA			Dallara F317 Spiess	Team Motopark	15	27:59.736	14.138	9.553	189.7	15	1:51.224	190.9
3	12	Carlin Motorsport	GBR	Christian Hahn	BRA			Dallara F317 Spiess	Carlin Motorsport	15	28:07.932	22.334	8.196	188.7	15	1:51.169	191.0
4	21	Fortec Motorsport	GBR	Calan Williams	AUS			Dallara F317 HWA	Fortec Motorsport	15	28:09.305	23.707	1.373	188.6	9	1:51.738	190.1

Not classified: (Requirements: 75% of number laps of leader = 12 Laps)

8	Teo Martin Motorsport	ESP	Lukas Dunner	AUT			Dallara F317 HWA	Teo Martin Motorsport
---	-----------------------	-----	--------------	-----	--	--	------------------	-----------------------

Rookie

1	14	Team Motopark	DEU	Toshiko Oyu	JPN	R	1	Dallara F317 Spiess	Team Motopark	15	27:45.598			191.3	15	1:50.533	192.1
2	63	Carlin Motorsport	GBR	Nicolai Kjaergaard	DNK	R	2	Dallara F317 Spiess	Carlin Motorsport	15	27:51.722	6.124	6.124	190.6	12	1:50.614	192.0
3	31	Carlin Motorsport	GBR	Billy Monger	GBR	R	3	Dallara F317 Spiess	Carlin Motorsport	15	27:58.097	12.499	6.375	189.8	11	1:50.964	191.4
4	30	Team Motopark	DEU	Dennis Hauger	NOR	R	4	Dallara F317 Spiess	Team Motopark	15	28:00.268	14.670	2.171	189.6	13	1:51.088	191.2
5	26	Double R	GBR	Linus Lundqvist	SWE	R	5	Dallara F317 HWA	Double R	15	28:04.647	19.049	4.379	189.1	14	1:51.407	190.6
6	18	Team Motopark	DEU	Niklas Krütten	DEU	R	6	Dallara F317 Spiess	Team Motopark	15	28:05.086	19.488	0.439	189.1	9	1:51.291	190.8
7	99	Drivex School	ESP	Rui Andrade	AGO	R	7	Dallara F317 HWA	Drivex School	15	28:14.325	28.727	9.239	188.0	13	1:51.705	190.1
8	20	Fortec Motorsport	GBR	Manuel Maldonado	VEN	R	8	Dallara F317 HWA	Fortec Motorsport	15	29:11.860	1:26.262	57.535	181.8	15	1:51.414	190.6
9	29	Stuart Wiltshire / CF	GBR	Stuart Wiltshire	GBR	R	9	Dallara F317 HWA	CF Racing	15	29:37.359	1:51.761	25.499	179.2	3	1:55.826	183.4

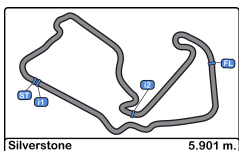
Fastest lap Enaam Ahmed in 1:50.456 at 192.3 Km/h in lap 14

Published at:.....

Track Temp: 28.9 °C Air Temp: 16.2 °C Humidity: 58 % Track Status: DRY

Stewards:	Race Director:	Timekeeper:
------------------	-----------------------	--------------------





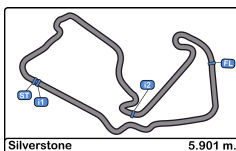
Silverstone
Euroformula Open
Race - 1

Provisional Classification by Driver Fastest Lap



Clas	Nº	Entrant	Nat	Driver	Nat	Cat	Clas	Chassis - Engine	Team	Laps	Best	Time	Gap	Interval	Km/h
1	33	Team Motopark	DEU	Enaam Ahmed	GBR			Dallara F317 Spiess	Team Motopark	15	14	1:50.456			192.3
2	14	Team Motopark	DEU	Toshiko Oyu	JPN	R	1	Dallara F317 Spiess	Team Motopark	15	15	1:50.533	0.077	0.077	192.1
3	63	Carlin Motorsport	GBR	Nicolai Kjaergaard	DNK	R	2	Dallara F317 Spiess	Carlin Motorsport	15	12	1:50.614	0.158	0.081	192.0
4	31	Carlin Motorsport	GBR	Billy Monger	GBR	R	3	Dallara F317 Spiess	Carlin Motorsport	15	11	1:50.964	0.508	0.350	191.4
5	30	Team Motopark	DEU	Dennis Hauger	NOR	R	4	Dallara F317 Spiess	Team Motopark	15	13	1:51.088	0.632	0.124	191.2
6	12	Carlin Motorsport	GBR	Christian Hahn	BRA			Dallara F317 Spiess	Carlin Motorsport	15	15	1:51.169	0.713	0.081	191.0
7	25	Team Motopark	DEU	Cameron Das	USA			Dallara F317 Spiess	Team Motopark	15	15	1:51.224	0.768	0.055	190.9
8	18	Team Motopark	DEU	Niklas Krütten	DEU	R	5	Dallara F317 Spiess	Team Motopark	15	9	1:51.291	0.835	0.067	190.8
9	26	Double R	GBR	Linus Lundqvist	SWE	R	6	Dallara F317 HWA	Double R	15	14	1:51.407	0.951	0.116	190.6
10	20	Fortec Motorsport	GBR	Manuel Maldonado	VEN	R	7	Dallara F317 HWA	Fortec Motorsport	15	15	1:51.414	0.958	0.007	190.6
11	99	Drivex School	ESP	Rui Andrade	AGO	R	8	Dallara F317 HWA	Drivex School	15	13	1:51.705	1.249	0.291	190.1
12	21	Fortec Motorsport	GBR	Calan Williams	AUS			Dallara F317 HWA	Fortec Motorsport	15	9	1:51.738	1.282	0.033	190.1
13	29	Stuart Wiltshire / CF	GBR	Stuart Wiltshire	GBR	R	9	Dallara F317 HWA	CF Racing	15	3	1:55.826	5.370	4.088	183.4



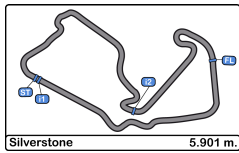


Silverstone
Euroformula Open
Race - 1
Distance and Speed Average



Clas	Nº	Entrant	Nat	Driver	Nat	Cat	Clas	Chassis - Engine	Team	Laps	Distance	Total Time	Km/h
1	14	Team Motopark		Toshiko Oyu		R	1	Dallara F317 Spiess	Team Motopark	15	88.51	27:45.598	191.3
2	33	Team Motopark		Enaam Ahmed				Dallara F317 Spiess	Team Motopark	15	88.51	27:50.183	190.7
3	63	Carlin Motorsport		Nicolai Kjaergaard		R	2	Dallara F317 Spiess	Carlin Motorsport	15	88.51	27:51.722	190.6
4	31	Carlin Motorsport		Billy Monger		R	3	Dallara F317 Spiess	Carlin Motorsport	15	88.51	27:58.097	189.8
5	25	Team Motopark		Cameron Das				Dallara F317 Spiess	Team Motopark	15	88.51	27:59.736	189.7
6	30	Team Motopark		Dennis Hauger		R	4	Dallara F317 Spiess	Team Motopark	15	88.51	28:00.268	189.6
7	26	Double R		Linus Lundqvist		R	5	Dallara F317 HWA	Double R	15	88.51	28:04.647	189.1
8	18	Team Motopark		Niklas Krütten		R	6	Dallara F317 Spiess	Team Motopark	15	88.51	28:05.086	189.1
9	12	Carlin Motorsport		Christian Hahn				Dallara F317 Spiess	Carlin Motorsport	15	88.51	28:07.932	188.7
10	21	Fortec Motorsport		Calan Williams				Dallara F317 HWA	Fortec Motorsport	15	88.51	28:09.305	188.6
11	99	Drivex School		Rui Andrade		R	7	Dallara F317 HWA	Drivex School	15	88.51	28:14.325	188.0
12	20	Fortec Motorsport		Manuel Maldonado		R	8	Dallara F317 HWA	Fortec Motorsport	15	88.51	29:11.860	181.8
13	29	Stuart Wiltshire / CF		Stuart Wiltshire		R	9	Dallara F317 HWA	CF Racing	15	88.51	29:37.359	179.2
Not classified: (Requirements: 75% of number laps of leader = 12 Laps)													
	8	Teo Martin Motorsport		Lukas Dunner				Dallara F317 HWA	Teo Martin Motorsport				





Silverstone
Euroformula Open
Race - 1
Lap Analysis



12 Christian Hahn Dallara F317 Spiess 20 Manuel Maldonado Dallara F317 HWA
Carlin Motorsport R Fortec Motorsport

Lap	D	Time	Sector 1	Sector 2	Sector 3	T. Spd	Elapsed	Lap	D	Time	Sector 1	Sector 2	Sector 3	T. Spd	Elapsed
1		1:59.260	38.772	49.529	30.959	240.5	1:59.260	1		2:09.563 P	40.417	53.509	35.637	232.2	2:09.563
2		1:52.763	33.679	48.886	30.198	236.8	3:52.023	2		2:45.263	1:24.411	50.362	30.490	235.8	4:54.826
3		1:52.118	33.120	48.933	30.065	238.9	5:44.141	3		1:52.575	32.882	49.522	30.171	236.8	6:47.401
4		1:51.812	33.005	48.707	30.100	240.5	7:35.953	4		1:51.962	32.786	49.032	30.144	236.8	8:39.363
5		1:53.367	33.992	49.108	30.267	230.2	9:29.320	5		1:52.156	32.794	49.071	30.291	236.3	10:31.519
6		1:52.236	33.208	48.810	30.218	238.4	11:21.556	6		1:51.997	32.835	48.878	30.284	237.8	12:23.516
7		1:51.814	32.899	48.663	30.252	241.0	13:13.370	7		1:52.566	33.102	49.209	30.255	238.4	14:16.082
8		1:51.953	32.968	48.819	30.166	244.8	15:05.323	8		1:52.435	32.791	49.218	30.426	237.3	16:08.517
9		1:51.618	32.884	48.633	30.101	244.8	16:56.941	9		1:52.008	32.883	48.930	30.195	238.9	18:00.525
10		1:51.960	33.204	48.639	30.117	242.1	18:48.901	10		1:51.935	32.717	49.053	30.165	237.8	19:52.460
11		1:51.596	32.837	48.707	30.052	243.7	20:40.497	11		1:52.156	32.757	49.281	30.118	238.4	21:44.616
12		1:51.827	33.193	48.534	30.100	243.7	22:32.324	12		1:52.166	32.854	49.077	30.235	237.8	23:36.782
13		1:51.837	32.950	48.893	29.994	245.4	24:24.161	13		1:52.100	32.886	49.062	30.152	239.4	25:28.882
14		1:52.602	33.031	49.407	30.164	246.0	26:16.763	14		1:51.564	32.710	48.740	30.114	238.9	27:20.446
15		1:51.169	32.688	48.479	30.002	238.4	28:07.932	15		1:51.414	32.742	48.642	30.030	238.4	29:11.860

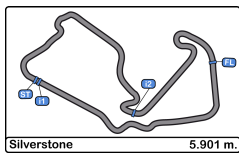
14 Toshiko Oyu Dallara F317 Spiess 21 Calan Williams Dallara F317 HWA
R Team Motopark Fortec Motorsport

Lap	D	Time	Sector 1	Sector 2	Sector 3	T. Spd	Elapsed	Lap	D	Time	Sector 1	Sector 2	Sector 3	T. Spd	Elapsed
1		1:53.149	34.812	48.359	29.978	238.9	1:53.149	1		1:58.995	38.035	50.596	30.364	238.4	1:58.995
2		1:51.053	32.501	48.492	30.060	239.4	3:44.202	2		1:52.119	33.121	48.794	30.204	240.0	3:51.114
3		1:50.824	32.263	48.433	30.128	239.4	5:35.026	3		1:52.270	33.182	48.894	30.194	241.0	5:43.384
4		1:50.901	32.448	48.379	30.074	238.9	7:25.927	4		1:52.091	33.084	48.797	30.210	242.1	7:35.475
5		1:50.800	32.418	48.370	30.012	239.4	9:16.727	5		1:52.777	32.945	49.508	30.324	244.8	9:28.252
6		1:51.138	32.342	48.712	30.084	238.9	11:07.865	6		1:52.410	33.113	49.040	30.257	241.6	11:20.662
7		1:50.940	32.406	48.448	30.086	240.5	12:58.805	7		1:52.298	33.076	49.041	30.181	241.6	13:12.960
8		1:51.274	32.639	48.513	30.122	238.9	14:50.079	8		1:51.918	33.066	48.700	30.152	242.1	15:04.878
9		1:50.909	32.429	48.399	30.081	239.4	16:40.988	9		1:51.738	33.013	48.609	30.116	241.6	16:56.616
10		1:51.107	32.480	48.425	30.202	240.5	18:32.095	10		1:51.834	32.838	48.866	30.130	242.6	18:48.450
11		1:50.702	32.342	48.335	30.025	240.5	20:22.797	11		1:51.808	32.862	48.781	30.165	242.1	20:40.258
12		1:50.915	32.339	48.471	30.105	241.0	22:13.712	12		1:51.829	32.888	48.812	30.129	242.6	22:32.087
13		1:50.708	32.344	48.325	30.039	240.5	24:04.420	13		1:51.767	32.903	48.702	30.162	242.6	24:23.854
14		1:50.645	32.314	48.314	30.017	241.6	25:55.065	14		1:53.638	32.964	50.435	30.239	240.5	26:17.492
15		1:50.533	32.425	48.272	29.836	240.0	27:45.598	15		1:51.813	32.818	48.723	30.272	241.6	28:09.305

18 Niklas Krütten Dallara F317 Spiess 25 Cameron Das Dallara F317 Spiess
R Team Motopark Team Motopark

Lap	D	Time	Sector 1	Sector 2	Sector 3	T. Spd	Elapsed	Lap	D	Time	Sector 1	Sector 2	Sector 3	T. Spd	Elapsed
1		1:57.597	37.995	49.393	30.209	238.4	1:57.597	1		1:56.421	36.759	49.322	30.340	240.5	1:56.421
2		1:51.949	33.193	48.549	30.207	243.2	3:49.546	2		1:51.720	33.011	48.569	30.140	243.2	3:48.141
3		1:52.675	33.127	49.249	30.299	238.4	5:42.221	3		1:53.128	33.248	49.627	30.253	242.6	5:41.269
4		1:51.910	33.016	48.798	30.096	242.1	7:34.131	4		1:51.606	32.890	48.716	30.000	243.2	7:32.875
5		1:53.167	33.918	49.048	30.201	236.3	9:27.298	5		1:51.702	33.108	48.604	29.990	238.9	9:24.577
6		1:52.874	32.974	49.462	30.438	242.1	11:20.172	6		1:51.597	32.638	48.831	30.128	241.6	11:16.174
7		1:52.377	33.070	49.062	30.245	241.0	13:12.549	7		1:51.600	32.729	48.724	30.147	241.6	13:07.774
8		1:51.984	32.845	48.904	30.235	241.0	15:04.533	8		1:51.713	32.753	48.738	30.222	241.6	14:59.487
9		1:51.291	32.617	48.583	30.091	242.1	16:55.824	9		1:51.619	32.773	48.796	30.050	241.0	16:51.106
10		1:52.014	32.828	49.114	30.072	241.6	18:47.838	10		1:51.748	32.774	48.712	30.262	240.5	18:42.854
11		1:51.454	32.653	48.676	30.125	242.6	20:39.292	11		1:51.418	32.678	48.647	30.093	240.0	20:34.272
12		1:51.719	32.954	48.594	30.171	241.6	22:31.011	12		1:51.445	32.639	48.693	30.113	240.5	22:25.717
13		1:51.474	32.694	48.678	30.102	242.6	24:22.485	13		1:51.331	32.618	48.515	30.198	241.6	24:17.048
14		1:51.297	32.771	48.489	30.037	242.1	26:13.782	14		1:51.464	32.657	48.534	30.273	241.6	26:08.512
15		1:51.304	32.733	48.542	30.029	241.0	28:05.086	15		1:51.224	32.586	48.643	29.995	240.0	27:59.736





Silverstone
Euroformula Open
Race - 1
Lap Analysis



26

Linus Lundqvist

Dallara F317 HWA **31**

Billy Monger

Dallara F317 Spiess

R

Double R

R

Carlin Motorsport

Lap D	Time	Sector 1	Sector 2	Sector 3	T. Spd	Elapsed	Lap D	Time	Sector 1	Sector 2	Sector 3	T. Spd	Elapsed
1	1:57.206	37.340	49.585	30.281	241.0	1:57.206	1	1:56.103	36.104	49.754	30.245	236.8	1:56.103
2	1:53.560	33.548	49.650	30.362	234.2	3:50.766	2	1:51.824	32.787	48.705	30.332	240.5	3:47.927
3	1:52.196	32.985	48.955	30.256	236.8	5:42.962	3	1:53.048	33.096	49.663	30.289	233.2	5:40.975
4	1:51.898	32.852	48.832	30.214	240.0	7:34.860	4	1:51.571	32.785	48.697	30.089	237.3	7:32.546
5	1:51.997	32.909	48.816	30.272	236.3	9:26.857	5	1:51.339	32.456	48.764	30.119	238.4	9:23.885
6	1:52.840	33.190	49.296	30.354	233.2	11:19.697	6	1:51.573	32.662	48.771	30.140	237.8	11:15.458
7	1:52.106	32.897	48.918	30.291	237.8	13:11.803	7	1:51.568	32.627	48.823	30.118	240.0	13:07.026
8	1:51.997	32.826	48.885	30.286	236.8	15:03.800	8	1:51.327	32.593	48.536	30.198	238.9	14:58.353
9	1:51.572	32.807	48.610	30.155	237.3	16:55.372	9	1:51.206	32.624	48.576	30.006	239.4	16:49.559
10	1:51.651	32.715	48.669	30.267	237.8	18:47.023	10	1:51.089	32.483	48.527	30.079	239.4	18:40.648
11	1:51.598	32.727	48.749	30.122	238.4	20:38.621	11	1:50.964	32.525	48.470	29.969	238.9	20:31.612
12	1:51.706	32.765	48.788	30.153	237.8	22:30.327	12	1:51.474	32.567	48.796	30.111	239.4	22:23.086
13	1:51.469	32.675	48.601	30.193	238.9	24:21.796	13	1:51.641	32.661	48.786	30.194	240.5	24:14.727
14	1:51.407	32.655	48.586	30.166	237.8	26:13.203	14	1:51.535	32.688	48.707	30.140	238.4	26:06.262
15	1:51.444	32.696	48.642	30.106	237.3	28:04.647	15	1:51.835	32.844	48.720	30.271	237.3	27:58.097

29

Stuart Wiltshire

Dallara F317 HWA **33**

Enaam Ahmed

Dallara F317 Spiess

R

CF Racing

Team Motopark

Lap D	Time	Sector 1	Sector 2	Sector 3	T. Spd	Elapsed	Lap D	Time	Sector 1	Sector 2	Sector 3	T. Spd	Elapsed
1	2:05.240	40.874	52.897	31.469	235.2	2:05.240	1	1:54.771	35.720	48.906	30.145	239.4	1:54.771
2	1:57.418	34.986	51.196	31.236	230.7	4:02.658	2	1:51.784	32.880	48.668	30.236	238.9	3:46.555
3	1:55.826	34.174	50.729	30.923	232.2	5:58.484	3	1:51.132	32.571	48.404	30.157	239.4	5:37.687
4	1:56.863	34.997	50.698	31.168	229.7	7:55.347	4	1:51.364	32.885	48.512	29.967	240.5	7:29.051
5	1:57.342	34.715	50.786	31.841	231.7	9:52.689	5	1:51.081	32.618	48.426	30.037	240.5	9:20.132
6	1:58.047	34.678	51.484	31.885	233.2	11:50.736	6	1:51.345	32.474	48.785	30.086	240.5	11:11.477
7	1:58.868	34.665	51.995	32.208	234.2	13:49.604	7	1:51.308	32.538	48.698	30.072	241.0	13:02.785
8	1:59.180	35.151	52.144	31.885	232.2	15:48.784	8	1:51.465	32.679	48.614	30.172	240.5	14:54.250
9	1:58.904	35.246	51.819	31.839	232.7	17:47.688	9	1:51.412	32.595	48.732	30.085	240.0	16:45.662
10	1:58.801	34.979	52.140	31.682	232.7	19:46.489	10	1:51.184	32.460	48.646	30.078	241.6	18:36.846
11	1:58.112	34.581	51.788	31.743	233.7	21:44.601	11	1:50.871	32.436	48.481	29.954	241.0	20:27.717
12	1:58.419	34.817	51.655	31.947	234.2	23:43.020	12	1:50.687	32.480	48.321	29.886	241.0	22:18.404
13	1:58.037	34.695	51.781	31.561	233.7	25:41.057	13	1:50.707	32.243	48.422	30.042	242.1	24:09.111
14	1:57.936	34.958	51.411	31.567	233.2	27:38.993	14	1:50.456	32.214	48.318	29.924	241.6	25:59.567
15	1:58.366	34.799	51.842	31.725	231.7	29:37.359	15	1:50.616	32.295	48.388	29.933	241.0	27:50.183

30

Dennis Hauger

Dallara F317 Spiess **63**

Nicolai Kjaergaard

Dallara F317 Spiess

R

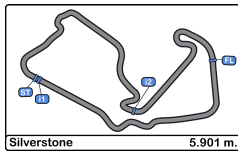
Team Motopark

R

Carlin Motorsport

Lap D	Time	Sector 1	Sector 2	Sector 3	T. Spd	Elapsed	Lap D	Time	Sector 1	Sector 2	Sector 3	T. Spd	Elapsed
1	1:56.866	36.884	49.807	30.175	239.4	1:56.866	1	1:55.385	36.093	49.363	29.929	242.1	1:55.385
2	1:51.684	33.092	48.494	30.098	241.6	3:48.550	2	1:51.530	32.916	48.579	30.035	241.0	3:46.915
3	1:53.028	33.260	49.703	30.065	242.6	5:41.578	3	1:51.633	32.864	48.797	29.972	240.0	5:38.548
4	1:51.742	32.895	48.838	30.009	242.1	7:33.320	4	1:51.205	32.602	48.558	30.045	242.1	7:29.753
5	1:51.881	32.824	48.975	30.082	238.4	9:25.201	5	1:50.994	32.425	48.543	30.026	242.6	9:20.747
6	1:51.575	32.778	48.690	30.107	242.6	11:16.776	6	1:51.577	32.454	48.969	30.154	242.1	11:12.324
7	1:51.630	32.836	48.695	30.099	241.6	13:08.406	7	1:51.191	32.552	48.602	30.037	241.6	13:03.515
8	1:52.251	32.801	48.426	31.024	242.1	15:00.657	8	1:51.347	32.708	48.491	30.148	240.5	14:54.862
9	1:51.839	32.907	48.736	30.196	241.0	16:52.496	9	1:51.158	32.583	48.529	30.046	242.1	16:46.020
10	1:51.266	32.670	48.486	30.110	242.1	18:43.762	10	1:51.753	32.709	48.967	30.077	243.2	18:37.773
11	1:51.189	32.642	48.465	30.082	241.6	20:34.951	11	1:50.850	32.406	48.514	29.930	241.0	20:28.623
12	1:51.252	32.631	48.551	30.070	243.2	22:26.203	12	1:50.614	32.379	48.329	29.906	242.1	22:19.237
13	1:51.088	32.645	48.480	29.963	243.7	24:17.291	13	1:50.990	32.405	48.436	30.149	242.1	24:10.227
14	1:51.499	32.977	48.493	30.029	243.2	26:08.790	14	1:50.876	32.528	48.401	29.947	240.5	26:01.103
15	1:51.478	32.720	48.783	29.975	242.6	28:00.268	15	1:50.619	32.417	48.386	29.816	240.0	27:51.722





Silverstone
Euroformula Open
Race - 1
Lap Analysis

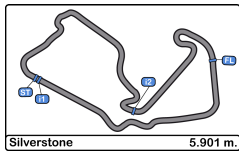


99 Rui Andrade Dallara F317 HWA

R Drivex School

Lap	D	Time	Sector 1	Sector 2	Sector 3	T. Spd	Elapsed
1		1:59.939	39.355	49.713	30.871	240.5	1:59.939
2		1:53.238	33.645	49.178	30.415	241.6	3:53.177
3		1:52.947	33.498	49.224	30.225	238.4	5:46.124
4		1:52.152	32.989	48.871	30.292	240.5	7:38.276
5		1:52.137	32.828	49.010	30.299	241.0	9:30.413
6		1:52.783	33.143	49.257	30.383	241.0	11:23.196
7		1:53.063	33.062	49.436	30.565	240.5	13:16.259
8		1:52.269	32.998	49.020	30.251	240.5	15:08.528
9		1:51.919	32.854	48.664	30.401	241.0	17:00.447
10		1:51.746	32.925	48.599	30.222	241.6	18:52.193
11		1:52.114	32.684	49.151	30.279	242.1	20:44.307
12		1:54.388	34.562	49.551	30.275	225.9	22:38.695
13		1:51.705	32.708	48.751	30.246	241.0	24:30.400
14		1:52.209	32.683	49.088	30.438	240.5	26:22.609
15		1:51.716	32.817	48.800	30.099	240.0	28:14.325



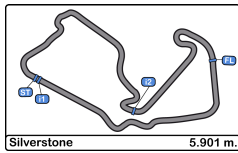


Silverstone
Euroformula Open
Race - 1
Analysis by Lap



Num	Lap Time	Gap	Num	Lap Time	Gap	Num	Lap Time	Gap	Num	Lap Time	Gap	Num	Lap Time	Gap
Lap 1			12	1:52.118	09.115	25	1:51.597	08.309	Lap 9			12	1:51.596	17.700
14	1:53.149		99	1:52.947	11.098	30	1:51.575	08.911	14	1:50.909		99	1:52.114	21.510
33	1:54.771	01.622	29	1:55.826	23.458	26	1:52.840	11.832	33	1:51.412	04.674	29	1:58.112	1:21.804
63	1:55.385	02.236	20	1:52.575	1:12.375	18	1:52.874	12.307	63	1:51.158	05.032	20	1:52.156	1:21.819
31	1:56.103	02.954	Num Lap Time Gap			21	1:52.410	12.797	31	1:51.206	08.571	Num Lap Time Gap		
25	1:56.421	03.272	Lap 4			12	1:52.236	13.691	25	1:51.619	10.118	Lap 12		
30	1:56.866	03.717	14	1:50.901		99	1:52.783	15.331	30	1:51.839	11.508	14	1:50.915	
26	1:57.206	04.057	33	1:51.364	03.124	29	1:58.047	42.871	26	1:51.572	14.384	33	1:50.687	04.692
18	1:57.597	04.448	63	1:51.205	03.826	20	1:51.997	1:15.651	18	1:51.291	14.836	63	1:50.614	05.525
21	1:58.995	05.846	31	1:51.571	06.619	Num Lap Time Gap			21	1:51.738	15.628	31	1:51.474	09.374
12	1:59.260	06.111	25	1:51.606	06.948	Lap 7			12	1:51.618	15.953	25	1:51.445	12.005
99	1:59.939	06.790	30	1:51.742	07.393	14	1:50.940		99	1:51.919	19.459	30	1:51.252	12.491
29	2:05.240	12.091	18	1:51.910	08.204	33	1:51.308	03.980	29	1:58.904	1:06.700	26	1:51.706	16.615
20	2:09.563	16.414	26	1:51.898	08.933	63	1:51.191	04.710	20	1:52.008	1:19.537	18	1:51.719	17.299
Num Lap Time Gap			21	1:52.091	09.548	31	1:51.568	08.221	Num Lap Time Gap			21	1:51.829	18.375
Lap 2			12	1:51.812	10.026	25	1:51.600	08.969	Lap 10			12	1:51.827	18.612
14	1:51.053		99	1:52.152	12.349	30	1:51.630	09.601	14	1:51.107		99	1:54.388	24.983
33	1:51.784	02.353	29	1:56.863	29.420	26	1:52.106	12.998	33	1:51.184	04.751	20	1:52.166	1:23.070
63	1:51.530	02.713	20	1:51.962	1:13.436	18	1:52.377	13.744	63	1:51.753	05.678	29	1:58.419	1:29.308
31	1:51.824	03.725	Num Lap Time Gap			21	1:52.298	14.155	31	1:51.089	08.553	Num Lap Time Gap		
25	1:51.720	03.939	Lap 5			12	1:51.814	14.565	25	1:51.748	10.759	Lap 13		
30	1:51.684	04.348	14	1:50.800		99	1:53.063	17.454	30	1:51.266	11.667	14	1:50.708	
18	1:51.949	05.344	33	1:51.081	03.405	29	1:58.868	50.799	26	1:51.651	14.928	33	1:50.707	04.691
26	1:53.560	06.564	63	1:50.994	04.020	20	1:52.566	1:17.277	18	1:52.014	15.743	63	1:50.990	05.807
21	1:52.119	06.912	31	1:51.339	07.158	Num Lap Time Gap			21	1:51.834	16.355	31	1:51.641	10.307
12	1:52.763	07.821	25	1:51.702	07.850	Lap 8			12	1:51.960	16.806	25	1:51.331	12.628
99	1:53.238	08.975	30	1:51.881	08.474	14	1:51.274		99	1:51.746	20.098	30	1:51.088	12.871
29	1:57.418	18.456	26	1:51.997	10.130	33	1:51.465	04.171	29	1:58.801	1:14.394	26	1:51.469	17.376
20	2:45.263	1:10.624	18	1:53.167	10.571	63	1:51.347	04.783	20	1:51.935	1:20.365	18	1:51.474	18.065
Num Lap Time Gap			21	1:52.777	11.525	31	1:51.327	08.274	Num Lap Time Gap			21	1:51.767	19.434
Lap 3			12	1:53.367	12.593	25	1:51.713	09.408	Lap 11			12	1:51.837	19.741
14	1:50.824		99	1:52.137	13.686	30	1:52.251	10.578	14	1:50.702		99	1:51.705	25.980
33	1:51.132	02.661	29	1:57.342	35.962	26	1:51.997	13.721	33	1:50.871	04.920	20	1:52.100	1:24.462
63	1:51.633	03.522	20	1:52.156	1:14.792	18	1:51.984	14.454	63	1:50.850	05.826	29	1:58.037	1:36.637
31	1:53.048	05.949	Num Lap Time Gap			21	1:51.918	14.799	31	1:50.964	08.815	Num Lap Time Gap		
25	1:53.128	06.243	Lap 6			12	1:51.953	15.244	25	1:51.418	11.475	Lap 14		
30	1:53.028	06.552	14	1:51.138		99	1:52.269	18.449	30	1:51.189	12.154	14	1:50.645	
18	1:52.675	07.195	33	1:51.345	03.612	29	1:59.180	58.705	26	1:51.598	15.824	33	1:50.456	04.502
26	1:52.196	07.936	63	1:51.577	04.459	20	1:52.435	1:18.438	18	1:51.454	16.495	63	1:50.876	06.038
21	1:52.270	08.358	31	1:51.573	07.593				21	1:51.808	17.461	31	1:51.535	11.197





Silverstone
Euroformula Open
Race - 1
Analysis by Lap



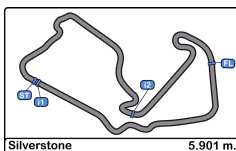
Num	Lap Time	Gap
25	1:51.464	13.447
30	1:51.499	13.725
26	1:51.407	18.138
18	1:51.297	18.717
12	1:52.602	21.698
21	1:53.638	22.427
99	1:52.209	27.544
20	1:51.564	1:25.381
29	1:57.936	1:43.928

Num	Lap Time	Gap
-----	----------	-----

Lap 15

14	1:50.533	
33	1:50.616	04.585
63	1:50.619	06.124
31	1:51.835	12.499
25	1:51.224	14.138
30	1:51.478	14.670
26	1:51.444	19.049
18	1:51.304	19.488
12	1:51.169	22.334
21	1:51.813	23.707
99	1:51.716	28.727
20	1:51.414	1:26.262
29	1:58.366	1:51.761



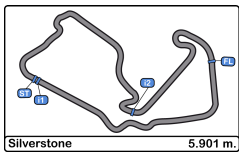


Silverstone
Euroformula Open
Race - 1
Best Sectors Results



Sector - 1				Sector - 2				Sector - 3				Ideal Lap vs Best Lap				
Clas	Nº	Driver	Time	Nº	Driver	Time	Nº	Driver	Time	Clas	Nº	Driver	Ideal Lap	Best Lap	Clas	
1	33	Enaam Ahmed	32.214	14	Toshiko Oyu	48.272	63	Nicolai Kjaergaard	29.816	1	14	Toshiko Oyu	1:50.371	1:50.533	2	
2	14	Toshiko Oyu	32.263	33	Enaam Ahmed	48.318	14	Toshiko Oyu	29.836	2	33	Enaam Ahmed	1:50.418	1:50.456	1	
3	63	Nicolai Kjaergaard	32.379	63	Nicolai Kjaergaard	48.329	33	Enaam Ahmed	29.886	3	63	Nicolai Kjaergaard	1:50.524	1:50.614	3	
4	31	Billy Monger	32.456	30	Dennis Hauger	48.426	30	Dennis Hauger	29.963	4	31	Billy Monger	1:50.895	1:50.964	4	
5	25	Cameron Das	32.586	31	Billy Monger	48.470	31	Billy Monger	29.969	5	30	Dennis Hauger	1:51.020	1:51.088	5	
6	18	Niklas Krütten	32.617	12	Christian Hahn	48.479	25	Cameron Das	29.990	6	25	Cameron Das	1:51.091	1:51.224	7	
7	30	Dennis Hauger	32.631	18	Niklas Krütten	48.489	12	Christian Hahn	29.994	7	18	Niklas Krütten	1:51.135	1:51.291	8	
8	26	Linus Lundqvist	32.655	25	Cameron Das	48.515	18	Niklas Krütten	30.029	8	12	Christian Hahn	1:51.161	1:51.169	6	
9	99	Rui Andrade	32.683	26	Linus Lundqvist	48.586	20	Manuel Maldonado	30.030	9	26	Linus Lundqvist	1:51.347	1:51.407	9	
10	12	Christian Hahn	32.688	99	Rui Andrade	48.599	99	Rui Andrade	30.099	10	99	Rui Andrade	1:51.381	1:51.705	11	
11	20	Manuel Maldonado	32.710	21	Calan Williams	48.609	26	Linus Lundqvist	30.106	11	20	Manuel Maldonado	1:51.382	1:51.414	10	
12	21	Calan Williams	32.818	20	Manuel Maldonado	48.642	21	Calan Williams	30.116	12	21	Calan Williams	1:51.543	1:51.738	12	
13	29	Stuart Wiltshire	34.174	29	Stuart Wiltshire	50.698	29	Stuart Wiltshire	30.923	13	29	Stuart Wiltshire	1:55.795	1:55.826	13	



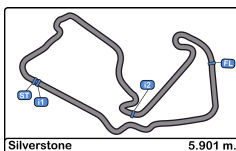


Silverstone
Euroformula Open
Race - 1
Leader Sequence



Nº	Entrant	Nat	Driver	Nat	Cat	Chassis	Team	Start Lap	End Lap	Laps	Total Laps
14	Team Motopark	DEU	Toshiko Oyu	JPN	R	Dallara F317 Spiess	Team Motopark	1	15	15	15



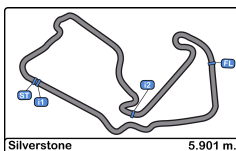


Silverstone
Euroformula Open
Race - 1
Best 5 Lap Times



Cls	Nº	Entrant	Nat	Driver	Nat	Cat	Cls	Chassis - Engine	Team	Best 1		Best 2		Best 3		Best 4		Best 5	
										Time	Lap	Time	Lap	Time	Lap	Time	Lap	Time	Lap
1	33	Team Motopark	DEU	Enaam Ahmed	GBR			Dallara F317 Spiess	Team Motopark	1:50.456	14	1:50.616	15	1:50.687	12	1:50.707	13	1:50.871	11
2	14	Team Motopark	DEU	Toshiko Oyu	JPN	R	1	Dallara F317 Spiess	Team Motopark	1:50.533	15	1:50.645	14	1:50.702	11	1:50.708	13	1:50.800	5
3	63	Carlin Motorsport	GBR	Nicolai Kjaergaard	DNK	R	2	Dallara F317 Spiess	Carlin Motorsport	1:50.614	12	1:50.619	15	1:50.850	11	1:50.876	14	1:50.990	13
4	31	Carlin Motorsport	GBR	Billy Monger	GBR	R	3	Dallara F317 Spiess	Carlin Motorsport	1:50.964	11	1:51.089	10	1:51.206	9	1:51.327	8	1:51.339	5
5	30	Team Motopark	DEU	Dennis Hauger	NOR	R	4	Dallara F317 Spiess	Team Motopark	1:51.088	13	1:51.189	11	1:51.252	12	1:51.266	10	1:51.478	15
6	12	Carlin Motorsport	GBR	Christian Hahn	BRA			Dallara F317 Spiess	Carlin Motorsport	1:51.169	15	1:51.596	11	1:51.618	9	1:51.812	4	1:51.814	7
7	25	Team Motopark	DEU	Cameron Das	USA			Dallara F317 Spiess	Team Motopark	1:51.224	15	1:51.331	13	1:51.418	11	1:51.445	12	1:51.464	14
8	18	Team Motopark	DEU	Niklas Krütten	DEU	R	5	Dallara F317 Spiess	Team Motopark	1:51.291	9	1:51.297	14	1:51.304	15	1:51.454	11	1:51.474	13
9	26	Double R	GBR	Linus Lundqvist	SWE	R	6	Dallara F317 HWA	Double R	1:51.407	14	1:51.444	15	1:51.469	13	1:51.572	9	1:51.598	11
10	20	Fortec Motorsport	GBR	Manuel Maldonado	VEN	R	7	Dallara F317 HWA	Fortec Motorsport	1:51.414	15	1:51.564	14	1:51.935	10	1:51.962	4	1:51.997	6
11	99	Drivex School	ESP	Rui Andrade	AGO	R	8	Dallara F317 HWA	Drivex School	1:51.705	13	1:51.716	15	1:51.746	10	1:51.919	9	1:52.114	11
12	21	Fortec Motorsport	GBR	Calan Williams	AUS			Dallara F317 HWA	Fortec Motorsport	1:51.738	9	1:51.767	13	1:51.808	11	1:51.813	15	1:51.829	12
13	29	Stuart Wiltshire / CF	GBR	Stuart Wiltshire	GBR	R	9	Dallara F317 HWA	CF Racing	1:55.826	3	1:56.863	4	1:57.342	5	1:57.418	2	1:57.936	14



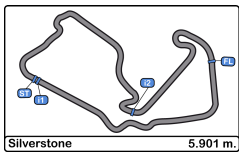


Silverstone
Euroformula Open
Race - 1
Best 5 Top Speeds



Cls	Nº	Entrant	Nat	Driver	Nat	Cat	Cls	Chassis - Engine	Team	Top 1		Top 2		Top 3		Top 4		Top 5		Avg
										Km/h	Lap	Km/h	Lap	Km/h	Lap	Km/h	Lap	Km/h	Lap	
1	12	Carlin Motorsport	GBR	Christian Hahn	BRA			Dallara F317 Spiess	Carlin Motorsport	246.0	14	245.4	13	244.8	8	244.8	9	243.7	11	245.0
2	21	Fortec Motorsport	GBR	Calan Williams	AUS			Dallara F317 HWA	Fortec Motorsport	244.8	5	242.6	10	242.6	12	242.6	13	242.1	4	243.0
3	30	Team Motopark	DEU	Dennis Hauger	NOR	R	1	Dallara F317 Spiess	Team Motopark	243.7	13	243.2	12	243.2	14	242.6	3	242.6	6	243.1
4	18	Team Motopark	DEU	Niklas Krütten	DEU	R	2	Dallara F317 Spiess	Team Motopark	243.2	2	242.6	11	242.6	13	242.1	4	242.1	6	242.5
5	25	Team Motopark	DEU	Cameron Das	USA			Dallara F317 Spiess	Team Motopark	243.2	2	243.2	4	242.6	3	241.6	6	241.6	7	242.4
6	63	Carlin Motorsport	GBR	Nicolai Kjaergaard	DNK	R	3	Dallara F317 Spiess	Carlin Motorsport	243.2	10	242.6	5	242.1	1	242.1	4	242.1	6	242.4
7	33	Team Motopark	DEU	Enaam Ahmed	GBR			Dallara F317 Spiess	Team Motopark	242.1	13	241.6	10	241.6	14	241.0	7	241.0	11	241.5
8	99	Drivex School	ESP	Rui Andrade	AGO	R	4	Dallara F317 HWA	Drivex School	242.1	11	241.6	2	241.6	10	241.0	5	241.0	6	241.5
9	14	Team Motopark	DEU	Toshiko Oyu	JPN	R	5	Dallara F317 Spiess	Team Motopark	241.6	14	241.0	12	240.5	7	240.5	10	240.5	11	240.8
10	26	Double R	GBR	Linus Lundqvist	SWE	R	6	Dallara F317 HWA	Double R	241.0	1	240.0	4	238.9	13	238.4	11	237.8	7	239.2
11	31	Carlin Motorsport	GBR	Billy Monger	GBR	R	7	Dallara F317 Spiess	Carlin Motorsport	240.5	2	240.5	13	240.0	7	239.4	9	239.4	10	240.0
12	20	Fortec Motorsport	GBR	Manuel Maldonado	VEN	R	8	Dallara F317 HWA	Fortec Motorsport	239.4	13	238.9	9	238.9	14	238.4	7	238.4	11	238.8
13	29	Stuart Wiltshire / CF Racing	GBR	Stuart Wiltshire	GBR	R	9	Dallara F317 HWA	CF Racing	235.2	1	234.2	7	234.2	12	233.7	11	233.7	13	234.2



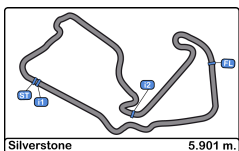


Silverstone
Euroformula Open
Race - 1
Fastest Laps Sequence



Lap	Time of Day	Session Time	Nº	Entrant	Nat	Driver	Nat	Cat	Chassis - Engine	Team	Time	Km/h
2	15:17:14.710	3:43.710	14	Team Motopark	DEU	Toshiko Oyu	JPN	R	Dallara F317 Spiess	Team Motopark	1:51.053	191.2
3	15:19:05.535	5:34.535	14	Team Motopark	DEU	Toshiko Oyu	JPN	R	Dallara F317 Spiess	Team Motopark	1:50.824	191.6
5	15:22:47.236	9:16.236	14	Team Motopark	DEU	Toshiko Oyu	JPN	R	Dallara F317 Spiess	Team Motopark	1:50.800	191.7
11	15:33:53.305	20:22.305	14	Team Motopark	DEU	Toshiko Oyu	JPN	R	Dallara F317 Spiess	Team Motopark	1:50.702	191.8
12	15:35:48.912	22:17.912	33	Team Motopark	DEU	Enaam Ahmed	GBR		Dallara F317 Spiess	Team Motopark	1:50.687	191.9
12	15:35:49.745	22:18.745	63	Carlin Motorsport	GBR	Nicolai Kjaergaard	DNK	R	Dallara F317 Spiess	Carlin Motorsport	1:50.614	192.0
14	15:39:30.075	25:59.075	33	Team Motopark	DEU	Enaam Ahmed	GBR		Dallara F317 Spiess	Team Motopark	1:50.456	192.3



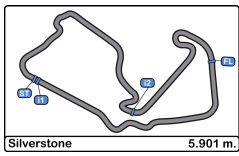


Silverstone
Euroformula Open
Race - 1
Event Best Maximum Speed



Nº	Entrant	Nat	Driver	Nat	Cat	Clas	Chassis - Engine	Team	Km/h	Session
12	Carlin Motorsport		Christian Hahn				Dallara F317 Spiess	Carlin Motorsport	246.0	Race - 1
21	Fortec Motorsport		Calan Williams				Dallara F317 HWA	Fortec Motorsport	244.8	Race - 1
30	Team Motopark		Dennis Hauger		R	1	Dallara F317 Spiess	Team Motopark	243.7	Race - 1
25	Team Motopark		Cameron Das				Dallara F317 Spiess	Team Motopark	243.2	Race - 1
18	Team Motopark		Niklas Krütten		R	2	Dallara F317 Spiess	Team Motopark	243.2	Race - 1
63	Carlin Motorsport		Nicolai Kjaergaard		R	3	Dallara F317 Spiess	Carlin Motorsport	243.2	Race - 1
99	Drivex School		Rui Andrade		R	4	Dallara F317 HWA	Drivex School	242.1	Race - 1
33	Team Motopark		Enaam Ahmed				Dallara F317 Spiess	Team Motopark	242.1	Race - 1
14	Team Motopark		Toshiko Oyu		R	5	Dallara F317 Spiess	Team Motopark	241.6	Race - 1
26	Double R		Linus Lundqvist		R	6	Dallara F317 HWA	Double R	241.0	Race - 1
31	Carlin Motorsport		Billy Monger		R	7	Dallara F317 Spiess	Carlin Motorsport	240.5	Race - 1
20	Fortec Motorsport		Manuel Maldonado		R	8	Dallara F317 HWA	Fortec Motorsport	239.4	Qualifying - 1
8	Teo Martin Motorsport		Lukas Dunner				Dallara F317 HWA	Teo Martin Motorsport	238.9	Qualifying - 1
29	Stuart Wiltshire / CF		Stuart Wiltshire		R	9	Dallara F317 HWA	CF Racing	235.2	Race - 1
55	Double R		Jamie Chadwick				Dallara F317 HWA	Double R	230.2	Free Practice - 2





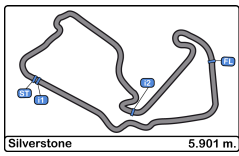
Silverstone
Euroformula Open
Race - 1
Lap Chart



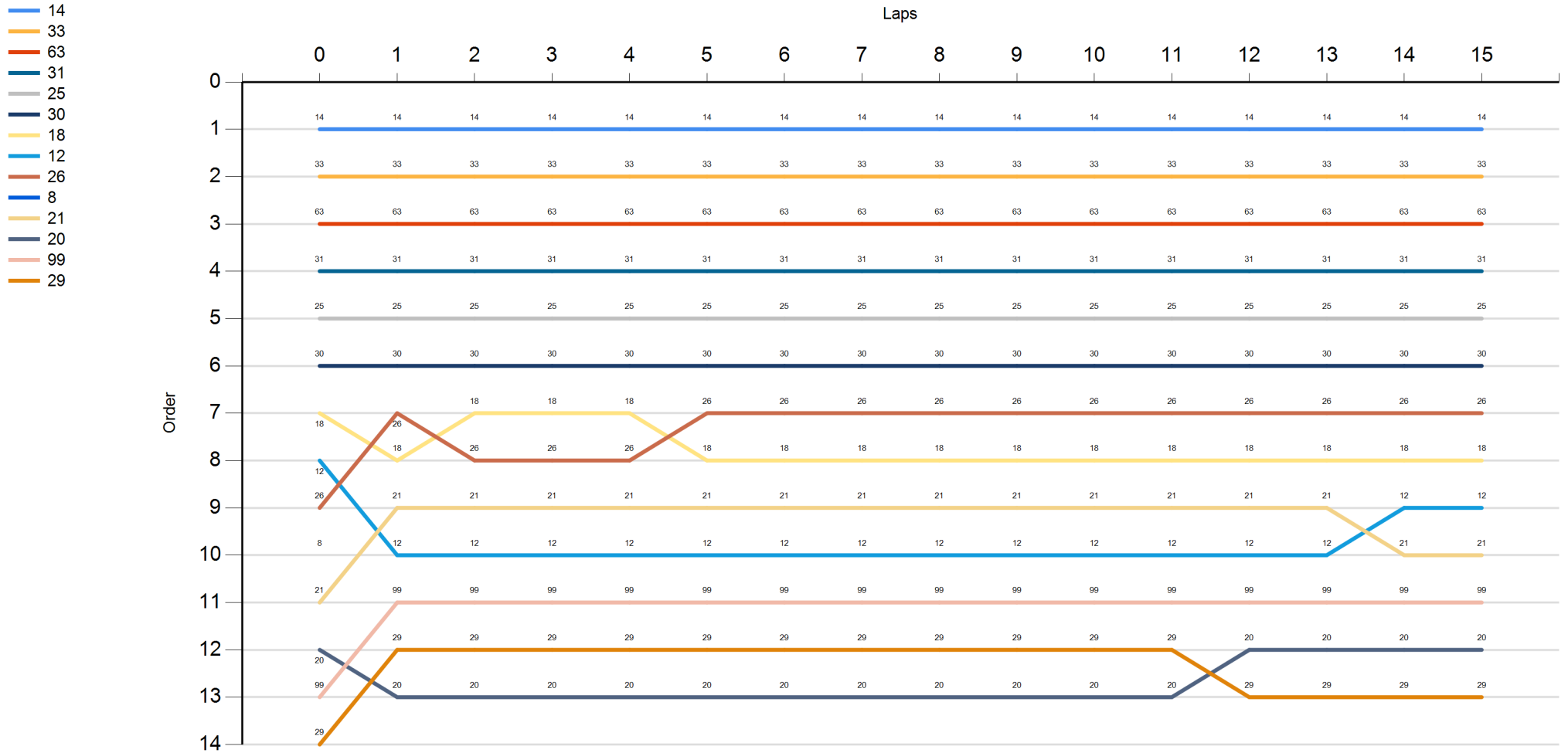
LAP

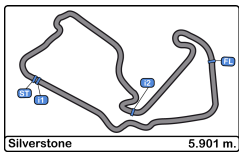
Nr	Po	Grid	1	2	3	4	5	6	7	8	9	10	11	12	13	14	15
14	1	14	14	14	14	14	14	14	14	14	14	14	14	14	14	14	14
33	2	33	33	33	33	33	33	33	33	33	33	33	33	33	33	33	33
63	3	63	63	63	63	63	63	63	63	63	63	63	63	63	63	63	63
31	4	31	31	31	31	31	31	31	31	31	31	31	31	31	31	31	31
25	5	25	25	25	25	25	25	25	25	25	25	25	25	25	25	25	25
30	6	30	30	30	30	30	30	30	30	30	30	30	30	30	30	30	30
18	7	18	26	18	18	18	26	26	26	26	26	26	26	26	26	26	26
12	8	12	18	26	26	26	18	18	18	18	18	18	18	18	18	18	18
26	9	26	21	21	21	21	21	21	21	21	21	21	21	21	21	12	12
8	10	8	12	12	12	12	12	12	12	12	12	12	12	12	12	21	21
21	11	21	99	99	99	99	99	99	99	99	99	99	99	99	99	99	99
20	12	20	29	29	29	29	29	29	29	29	29	29	29	20	20	20	20
99	13	99	20	20	20	20	20	20	20	20	20	20	20	29	29	29	29
29	14	29															





Silverstone
Euroformula Open
Race - 1
Graphic Lap Chart



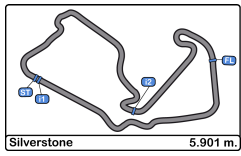


Silverstone
Euroformula Open
Race - 1
Pit Stop Analysis



<u>Nr.</u>	<u>In Day Time</u>	<u>Entrant</u>	<u>Nat</u>	<u>Driver</u>	<u>Nat</u>	<u>Cat</u>	<u>Chassis - Engine</u>	<u>Team</u>	<u>In Time</u>	<u>Stop N°</u>	<u>Pit Time</u>	<u>Handicap</u>	<u>Penalty</u>
------------	--------------------	----------------	------------	---------------	------------	------------	-------------------------	-------------	----------------	----------------	-----------------	-----------------	----------------

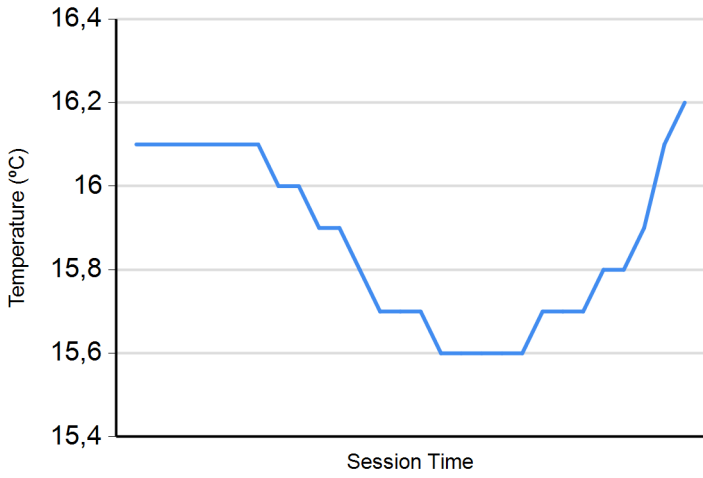




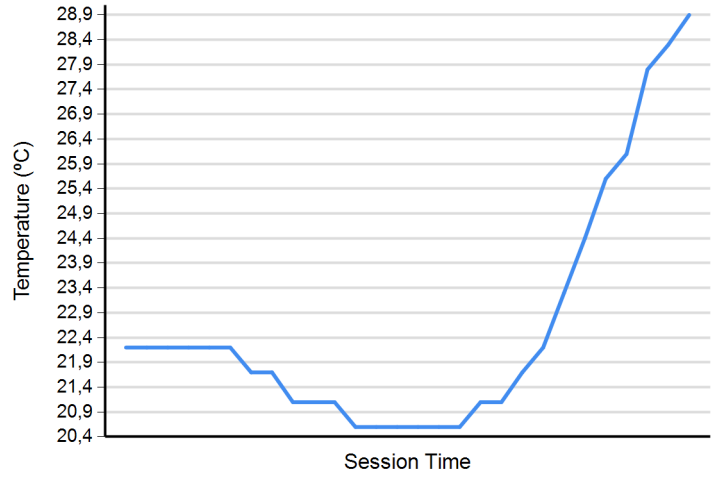
Silverstone
Euroformula Open
Race - 1
Weather Report



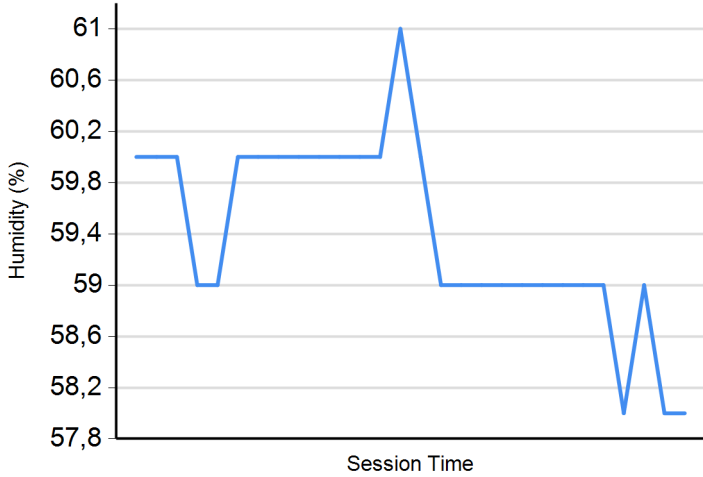
Air Temperature



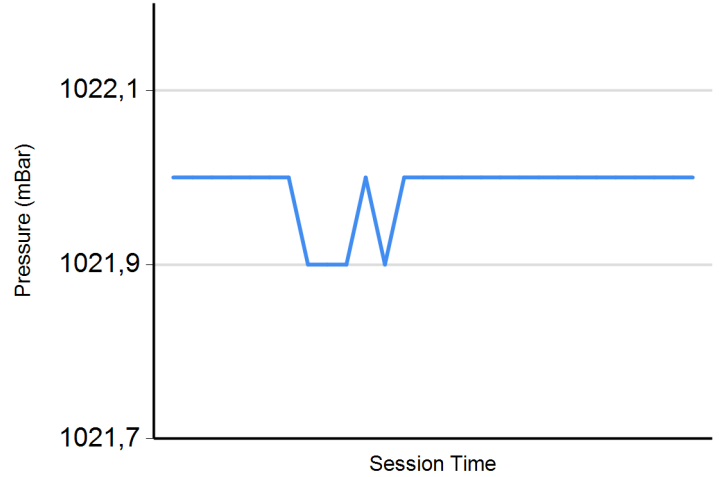
Track Temperature



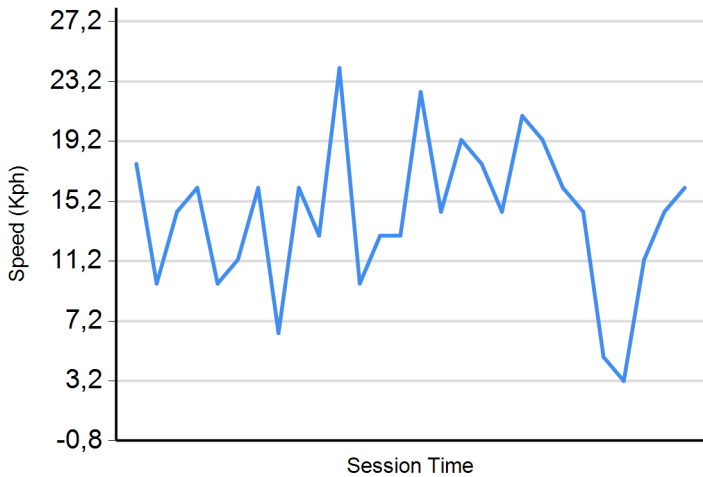
Humidity



Pressure



Wind Speed



Wind direction

North = 0°/360° Est = 90° South = 180° West = 270°

