

Silverstone
Euroformula Open
Qualifying - 2
Provisional Results



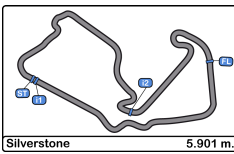
Clas	Nº	Entrant	Nat	Driver	Nat	Cat	Clas	Chassis - Engine	Team	Laps	Best	Time	Gap	Interval	Km/h
1	14	Team Motopark	DEU	Toshiko Oyu	JPN	R	1	Dallara F317 Spiess	Team Motopark	11	10	1:48.705			195.4
2	25	Team Motopark	DEU	Cameron Das	USA			Dallara F317 Spiess	Team Motopark	11	10	1:49.065	0.360	0.360	194.7
3	30	Team Motopark	DEU	Dennis Hauger	NOR	R	2	Dallara F317 Spiess	Team Motopark	13	12	1:49.107	0.402	0.042	194.7
4	31	Carlin Motorsport	GBR	Billy Monger	GBR	R	3	Dallara F317 Spiess	Carlin Motorsport	11	10	1:49.298	0.593	0.191	194.3
5	33	Team Motopark	DEU	Enaam Ahmed	GBR			Dallara F317 Spiess	Team Motopark	11	10	1:49.446	0.741	0.148	194.1
6	26	Double R	GBR	Linus Lundqvist	SWE	R	4	Dallara F317 HWA	Double R	13	12	1:49.517	0.812	0.071	193.9
7	63	Carlin Motorsport	GBR	Nicolai Kjaergaard	DNK	R	5	Dallara F317 Spiess	Carlin Motorsport	13	5	1:49.574	0.869	0.057	193.8
8	12	Carlin Motorsport	GBR	Christian Hahn	BRA			Dallara F317 Spiess	Carlin Motorsport	13	12	1:49.656	0.951	0.082	193.7
9	18	Team Motopark	DEU	Niklas Krütten	DEU	R	6	Dallara F317 Spiess	Team Motopark	12	11	1:49.760	1.055	0.104	193.5
10	8	Teo Martin Motorsport	ESP	Lukas Dunner	AUT			Dallara F317 HWA	Teo Martin Motorsport	13	12	1:49.760	1.055	0.000	193.5
11	21	Fortec Motorsport	GBR	Calan Williams	AUS			Dallara F317 HWA	Fortec Motorsport	13	12	1:49.835	1.130	0.075	193.4
12	99	Drivex School	ESP	Rui Andrade	AGO	R	7	Dallara F317 HWA	Drivex School	13	9	1:50.229	1.524	0.394	192.7
13	20	Fortec Motorsport	GBR	Manuel Maldonado	VEN	R	8	Dallara F317 HWA	Fortec Motorsport	12	4	1:50.538	1.833	0.309	192.1
14	29	Stuart Wiltshire / CF	GBR	Stuart Wiltshire	GBR	R	9	Dallara F317 HWA	CF Racing	9	8	1:53.630	4.925	3.092	186.9

Published at:.....

Track Temp: 22.8 °C Air Temp: 12.2 °C Humidity: 72 % Track Status: DRY

Stewards:	Race Director:	Timekeeper: 
-----------	----------------	---------------------------------------------------------------------------------------------------





Silverstone
Euroformula Open
Qualifying - 2
Provisional Results by Class



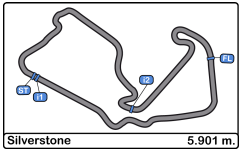
Clas	Nº	Entrant	Nat	Driver	Nat	Cat	Clas	Chassis - Engine	Team	Laps	Best	Time	Gap	Interval	Km/h
1	25	Team Motopark	DEU	Cameron Das	USA			Dallara F317 Spiess	Team Motopark	11	10	1:49.065			194.7
2	33	Team Motopark	DEU	Enaam Ahmed	GBR			Dallara F317 Spiess	Team Motopark	11	10	1:49.446	0.381	0.381	194.1
3	12	Carlin Motorsport	GBR	Christian Hahn	BRA			Dallara F317 Spiess	Carlin Motorsport	13	12	1:49.656	0.591	0.210	193.7
4	8	Teo Martin Motorsport	ESP	Lukas Dunner	AUT			Dallara F317 HWA	Teo Martin Motorsport	13	12	1:49.760	0.695	0.104	193.5
5	21	Fortec Motorsport	GBR	Calan Williams	AUS			Dallara F317 HWA	Fortec Motorsport	13	12	1:49.835	0.770	0.075	193.4
Rookie															
1	14	Team Motopark	DEU	Toshiko Oyu	JPN	R	1	Dallara F317 Spiess	Team Motopark	11	10	1:48.705			195.4
2	30	Team Motopark	DEU	Dennis Hauger	NOR	R	2	Dallara F317 Spiess	Team Motopark	13	12	1:49.107	0.402	0.402	194.7
3	31	Carlin Motorsport	GBR	Billy Monger	GBR	R	3	Dallara F317 Spiess	Carlin Motorsport	11	10	1:49.298	0.593	0.191	194.3
4	26	Double R	GBR	Linus Lundqvist	SWE	R	4	Dallara F317 HWA	Double R	13	12	1:49.517	0.812	0.219	193.9
5	63	Carlin Motorsport	GBR	Nicolai Kjaergaard	DNK	R	5	Dallara F317 Spiess	Carlin Motorsport	13	5	1:49.574	0.869	0.057	193.8
6	18	Team Motopark	DEU	Niklas Krütten	DEU	R	6	Dallara F317 Spiess	Team Motopark	12	11	1:49.760	1.055	0.186	193.5
7	99	Drivex School	ESP	Rui Andrade	AGO	R	7	Dallara F317 HWA	Drivex School	13	9	1:50.229	1.524	0.469	192.7
8	20	Fortec Motorsport	GBR	Manuel Maldonado	VEN	R	8	Dallara F317 HWA	Fortec Motorsport	12	4	1:50.538	1.833	0.309	192.1
9	29	Stuart Wiltshire / CF	GBR	Stuart Wiltshire	GBR	R	9	Dallara F317 HWA	CF Racing	9	8	1:53.630	4.925	3.092	186.9

Published at:.....

Track Temp: 22.8 °C Air Temp: 12.2 °C Humidity: 72 % Track Status: DRY

Stewards:	Race Director:	Timekeeper: 
-----------	----------------	---------------------------------------------------------------------------------------------------





Silverstone
Euroformula Open
Qualifying - 2
Lap Analysis



8

Lukas Dunner

Dallara F317 HWA

18

Niklas Krütten

Dallara F317 Spiess

Teo Martin Motorsport

R

Team Motopark

Lap	D	Time	Sector 1	Sector 2	Sector 3	T. Spd	Elapsed	Lap	D	Time	Sector 1	Sector 2	Sector 3	T. Spd	Elapsed
1		9:35:42.394	9:34:10.346	58.993	33.055	196.7	9:35:42.394	1		9:36:24.598	9:34:53.436	58.757	32.405	189.8	9:36:24.598
2		2:08.191	36.689	1:01.154	30.348	188.4	9:37:50.585	2		1:56.057	35.813	50.004	30.240	217.3	9:38:20.655
3		1:50.705	32.721	48.238	29.746	235.2	9:39:41.290	3		1:51.887	34.138	48.044	29.705	231.7	9:40:12.542
4		1:50.260	32.464	47.971	29.825	235.8	9:41:31.550	4		1:50.483	32.732	48.044	29.707	234.2	9:42:03.025
5		1:49.981	<u>32.252</u>	<u>47.917</u>	29.812	236.3	9:43:21.531	5		1:50.408	32.667	48.074	29.667	234.2	9:43:53.433
6		2:00.418 P	33.811	51.901	34.706	234.7	9:45:21.949	6		1:57.853 P	32.790	48.154	36.909	234.7	9:45:51.286
7		5:58.689	4:29.836	55.535	33.318	208.8	9:51:20.638	7		7:12.429	5:46.581	54.266	31.582	205.3	9:53:03.715
8		1:59.242	36.177	51.920	31.145	230.7	9:53:19.880	8		1:58.426	35.362	50.897	32.167	219.0	9:55:02.141
9		1:51.269	32.445	47.925	30.899	235.8	9:55:11.149	9		3:34.215 P	1:12.226	1:24.502	57.487	108.3	9:58:36.356
10		3:28.088 P	1:07.969	1:22.224	57.895	115.3	9:58:39.237	10		5:44.273	4:19.538	50.023	34.712	232.7	10:04:20.629
11		6:01.185	4:39.917	50.732	30.536	226.4	10:04:40.422	11		<u>1:49.760</u>	<u>32.556</u>	<u>47.703</u>	<u>29.501</u>	234.2	10:06:10.389
12		<u>1:49.760</u>	32.259	47.963	<u>29.538</u>	235.8	10:06:30.182	12		2:22.534 P	34.014	1:01.394	47.126	234.7	10:08:32.923
13		2:08.778 P	39.443	51.678	37.657	222.2	10:08:38.960								

12

Christian Hahn

Dallara F317 Spiess

20

Manuel Maldonado

Dallara F317 HWA

Carlin Motorsport

R

Fortec Motorsport

Lap	D	Time	Sector 1	Sector 2	Sector 3	T. Spd	Elapsed	Lap	D	Time	Sector 1	Sector 2	Sector 3	T. Spd	Elapsed
1		9:35:29.810	9:34:02.048	54.520	33.242	207.2	9:35:29.810	1		9:35:18.585	9:33:52.747	53.459	32.379	212.5	9:35:18.585
2		1:59.537	35.128	51.702	32.707	165.6	9:37:29.347	2		1:55.557	34.441	50.279	30.837	230.7	9:37:14.142
3		1:57.328	36.513	50.905	29.910	159.7	9:39:26.675	3		1:50.746	32.895	<u>48.030</u>	29.821	232.7	9:39:04.888
4		1:50.953	32.856	48.181	29.916	233.2	9:41:17.628	4		<u>1:50.538</u>	<u>32.654</u>	48.117	29.767	234.2	9:40:55.426
5		1:50.578	32.785	48.053	29.740	233.2	9:43:08.206	5		1:56.564 P	32.910	48.318	35.336	233.2	9:42:51.990
6		1:58.559 P	32.800	48.714	37.045	233.2	9:45:06.765	6		6:56.060	5:20.474	56.443	39.143	227.3	9:49:48.050
7		5:05.491	3:39.366	53.403	32.722	212.5	9:50:12.256	7		2:00.936	35.494	54.026	31.416	171.4	9:51:48.986
8		1:54.524	34.437	49.582	30.505	208.0	9:52:06.780	8		1:50.905	32.914	48.251	29.740	233.2	9:53:39.891
9		2:00.509	33.232	51.560	35.717	235.8	9:54:07.289	9		2:17.973 P	32.778	48.144	57.051	235.8	9:55:57.864
10		2:09.286 P	32.723	50.424	46.139	236.3	9:56:16.575	10		8:10.028	6:49.302	49.163	31.563	234.7	10:04:07.892
11		7:56.449	6:33.357	49.657	33.435	210.9	10:04:13.024	11		1:50.781	32.666	48.395	<u>29.720</u>	233.7	10:05:58.673
12		<u>1:49.656</u>	<u>32.460</u>	<u>47.662</u>	<u>29.534</u>	235.8	10:06:02.680	12		2:18.287 P	36.252	56.839	45.196	172.2	10:08:16.960
13		2:20.612 P	36.098	59.922	44.592	200.0	10:08:23.292								

14

Toshiko Oyu

Dallara F317 Spiess

21

Calan Williams

Dallara F317 HWA

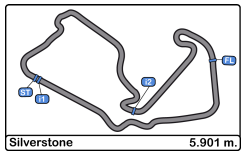
R

Team Motopark

Fortec Motorsport

Lap	D	Time	Sector 1	Sector 2	Sector 3	T. Spd	Elapsed	Lap	D	Time	Sector 1	Sector 2	Sector 3	T. Spd	Elapsed
1		9:35:48.620	9:34:19.019	55.807	33.794	187.5	9:35:48.620	1		9:35:22.352	9:33:54.430	55.483	32.439	183.0	9:35:22.352
2		1:58.355	35.877	52.319	30.159	199.6	9:37:46.975	2		1:59.162	35.901	52.885	30.376	231.2	9:37:21.514
3		1:49.477	32.157	47.900	29.420	235.8	9:39:36.452	3		1:50.881	32.798	48.209	29.874	233.2	9:39:12.395
4		1:49.931	32.389	47.982	29.560	235.2	9:41:26.383	4		1:50.191	32.594	47.933	29.664	234.7	9:41:02.586
5		2:07.547 P	33.371	50.078	44.098	233.7	9:43:33.930	5		1:50.069	32.562	47.851	<u>29.656</u>	235.2	9:42:52.655
6		8:25.499	6:50.043	1:00.885	34.571	165.3	9:51:59.429	6		2:08.384 P	36.882	53.136	38.366	211.3	9:45:01.039
7		2:06.370	38.408	55.907	32.055	214.7	9:54:05.799	7		4:45.803	3:08.018	59.148	38.637	216.8	9:49:46.842
8		2:21.030 P	35.765	55.124	50.141	185.8	9:56:26.829	8		2:00.114	36.270	52.576	31.268	158.1	9:51:46.956
9		8:11.851	6:49.169	51.323	31.359	207.2	10:04:38.680	9		1:50.093	32.594	47.773	29.726	234.2	9:53:37.049
10		<u>1:48.705</u>	<u>31.990</u>	<u>47.358</u>	<u>29.357</u>	236.3	10:06:27.385	10		2:13.711 P	<u>32.424</u>	47.768	53.519	235.2	9:55:50.760
11		2:31.234 P	42.473	55.478	53.283	200.7	10:08:58.619	11		8:08.831	6:50.705	48.253	29.873	233.2	10:03:59.591
								12		<u>1:49.835</u>	32.511	<u>47.664</u>	29.660	234.7	10:05:49.426
								13		2:23.878 P	40.707	58.544	44.627	185.8	10:08:13.304





Silverstone
Euroformula Open
Qualifying - 2
Lap Analysis



25

Cameron Das

Dallara F317 Spiess

30

Dennis Hauger

Dallara F317 Spiess

Team Motopark

R

Team Motopark

Lap	D	Time	Sector 1	Sector 2	Sector 3	T. Spd	Elapsed	Lap	D	Time	Sector 1	Sector 2	Sector 3	T. Spd	Elapsed
1		9:36:24.691	9:35:03.125	50.953	30.613	225.9	9:36:24.691	1		9:35:41.257	9:34:12.013	56.321	32.923	185.8	9:35:41.257
2		1:51.175	32.867	48.511	29.797	233.2	9:38:15.866	2		1:59.691	36.303	52.432	30.956	200.3	9:37:40.948
3		1:49.816	32.395	47.802	29.619	235.2	9:40:05.682	3		1:50.201	32.578	48.169	29.454	235.2	9:39:31.149
4		1:50.067	32.420	47.946	29.701	235.2	9:41:55.749	4		1:49.873	32.280	48.002	29.591	235.8	9:41:21.022
5		1:49.886	32.296	47.954	29.636	236.8	9:43:45.635	5		2:04.934	38.940	54.701	31.293	179.7	9:43:25.956
6		1:54.849 P	32.816	47.929	34.104	235.8	9:45:40.484	6		1:49.556	32.334	47.730	29.492	236.3	9:45:15.512
7		8:06.758	6:39.567	54.103	33.088	134.1	9:53:47.242	7		1:57.418 P	33.980	49.391	34.047	226.4	9:47:12.930
8		2:14.254 P	33.728	49.273	51.253	225.0	9:56:01.496	8		6:00.859	4:34.126	54.750	31.983	169.0	9:53:13.789
9		8:16.262	6:54.385	48.653	33.224	234.2	10:04:17.758	9		1:54.775	33.856	48.203	32.716	227.8	9:55:08.564
10		1:49.065	32.143	47.608	29.314	237.8	10:06:06.823	10		3:29.491 P	1:09.867	1:22.285	57.339	117.9	9:58:38.055
11		2:27.282 P	34.736	1:02.505	50.041	201.4	10:08:34.105	11		5:36.205	4:15.782	48.927	31.496	233.7	10:04:14.260

26

Linus Lundqvist

Dallara F317 HWA

31

Billy Monger

Dallara F317 Spiess

R

Double R

R

Carlin Motorsport

Lap	D	Time	Sector 1	Sector 2	Sector 3	T. Spd	Elapsed	Lap	D	Time	Sector 1	Sector 2	Sector 3	T. Spd	Elapsed
1		9:35:26.733	9:33:59.378	55.092	32.263	207.6	9:35:26.733	1		9:35:49.214	9:34:19.976	55.954	33.284	189.1	9:35:49.214
2		1:59.673	35.301	52.950	31.422	232.2	9:37:26.406	2		1:59.245	35.944	52.551	30.750	203.3	9:37:48.459
3		1:50.543	32.831	48.107	29.605	233.7	9:39:16.949	3		1:50.245	32.661	48.020	29.564	233.7	9:39:38.704
4		1:49.901	32.461	47.786	29.654	234.2	9:41:06.850	4		1:49.896	32.417	47.841	29.638	234.7	9:41:28.600
5		1:49.840	32.372	47.750	29.718	235.2	9:42:56.690	5		2:07.217 P	32.433	48.573	46.211	235.2	9:43:35.817
6		1:55.615 P	32.337	48.028	35.250	235.2	9:44:52.305	6		7:11.086	5:47.532	52.107	31.447	227.3	9:50:46.903
7		4:53.115	3:24.607	55.433	33.075	223.1	9:49:45.420	7		1:58.310	35.248	50.279	32.783	204.1	9:52:45.213
8		1:58.651	36.195	50.803	31.653	202.6	9:51:44.071	8		5:15.441 P	32.284	47.445	3:55.712	236.3	9:58:00.654
9		1:59.428	33.113	52.129	34.186	231.7	9:53:43.499	9		6:21.727	4:53.370	51.374	36.983	216.4	10:04:22.381
10		2:16.375 P	32.282	48.785	55.308	235.8	9:55:59.874	10		1:49.298	32.239	47.658	29.401	234.2	10:06:11.679
11		8:05.858	6:46.281	49.411	30.166	234.2	10:04:05.732	11		2:23.721 P	33.979	1:01.023	48.719	226.8	10:08:35.400
12		1:49.517	32.299	47.640	29.578	235.2	10:05:55.249								
13		2:19.735 P	38.685	56.541	44.509	184.3	10:08:14.984								

29

Stuart Wiltshire

Dallara F317 HWA

33

Enaam Ahmed

Dallara F317 Spiess

R

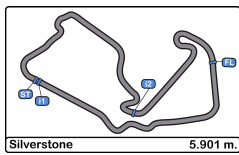
CF Racing

R

Team Motopark

Lap	D	Time	Sector 1	Sector 2	Sector 3	T. Spd	Elapsed	Lap	D	Time	Sector 1	Sector 2	Sector 3	T. Spd	Elapsed
1		9:40:36.135	9:38:57.686	1:03.831	34.618	219.0	9:40:36.135	1		9:36:34.978	9:35:03.842	58.428	32.708	177.6	9:36:34.978
2		2:05.871	38.133	55.409	32.329	225.9	9:42:42.006	2		1:57.434	36.129	50.870	30.435	223.6	9:38:32.412
3		2:00.818	36.580	52.127	32.111	225.9	9:44:42.824	3		1:49.881	32.488	47.887	29.506	234.2	9:40:22.293
4		1:55.624	34.397	50.330	30.897	230.7	9:46:38.448	4		1:49.715	32.381	47.749	29.585	235.8	9:42:12.008
5		1:54.756	33.956	49.990	30.810	230.2	9:48:33.204	5		1:58.268 P	32.577	47.929	37.762	236.3	9:44:10.276
6		1:54.137	33.877	49.647	30.613	230.7	9:50:27.341	6		8:50.308	7:20.388	57.837	32.083	213.8	9:53:00.584
7		1:53.964	33.909	49.396	30.659	230.7	9:52:21.305	7		1:57.960	35.706	51.859	30.395	226.8	9:54:58.544
8		1:53.630	33.818	49.305	30.507	231.2	9:54:14.935	8		2:44.256 P	47.472	1:07.956	48.828	151.2	9:57:42.800
9		2:13.985 P	33.518	52.235	48.232	230.7	9:56:28.920	9		6:53.284	5:32.549	50.751	29.984	221.3	10:04:36.084
								10		1:49.446	32.365	47.661	29.420	234.7	10:06:25.530
								11		2:48.809 P	45.017	1:13.449	50.343	169.2	10:09:14.339





Silverstone
Euroformula Open
Qualifying - 2
Lap Analysis



63

Nicolai Kjaergaard

Dallara F317 Spiess

R

Carlin Motorsport

Lap	D	Time	Sector 1	Sector 2	Sector 3	T. Spd	Elapsed
1		9:35:39.839	9:34:08.922	57.897	33.020	198.5	9:35:39.839
2		2:02.923	36.862	54.503	31.558	190.1	9:37:42.762
3		1:50.583	32.805	48.241	29.537	234.2	9:39:33.345
4		1:49.861	32.393	47.880	29.588	235.2	9:41:23.206
5		1:49.574	32.264	47.801	29.509	235.2	9:43:12.780
6		2:01.583 P	32.786	48.855	39.942	234.7	9:45:14.363
7		4:40.144	3:11.083	56.026	33.035	201.8	9:49:54.507
8		2:01.257	36.348	52.544	32.365	208.4	9:51:55.764
9		2:12.598	38.013	56.677	37.908	187.5	9:54:08.362
10		2:09.902 P	32.555	51.102	46.245	237.3	9:56:18.264
11		7:51.117	6:30.309	48.630	32.178	234.7	10:04:09.381
12		1:49.585	32.126	47.928	29.531	238.4	10:05:58.966
13		2:19.278 P	37.653	56.172	45.453	219.9	10:08:18.244

99

Rui Andrade

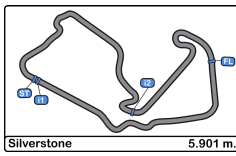
Dallara F317 HWA

R

Drivex School

Lap	D	Time	Sector 1	Sector 2	Sector 3	T. Spd	Elapsed
1		9:35:33.726	9:34:09.539	53.346	30.841	206.8	9:35:33.726
2		1:54.673	34.723	49.547	30.403	223.6	9:37:28.399
3		1:51.259	32.823	48.580	29.856	237.8	9:39:19.658
4		1:50.616	32.580	48.338	29.698	237.3	9:41:10.274
5		1:57.452 P	32.509	49.412	35.531	237.3	9:43:07.726
6		5:48.774	4:25.979	51.858	30.937	221.7	9:48:56.500
7		1:52.648	33.314	49.255	30.079	226.4	9:50:49.148
8		1:50.875	32.777	48.376	29.722	236.3	9:52:40.023
9		1:50.229	32.472	47.927	29.830	237.3	9:54:30.252
10		2:00.305 P	32.422	47.938	39.945	237.3	9:56:30.557
11		7:43.800	6:20.831	49.426	33.543	228.3	10:04:14.357
12		1:51.280	33.667	47.968	29.645	236.8	10:06:05.637
13		2:20.025 P	34.709	59.555	45.761	181.5	10:08:25.662



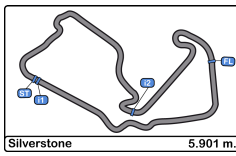


Silverstone
Euroformula Open
Qualifying - 2
Best Sectors Results



Sector - 1				Sector - 2				Sector - 3				Ideal Lap vs Best Lap				
Clas	Nº	Driver	Time	Nº	Driver	Time	Nº	Driver	Time	Clas	Nº	Driver	Ideal Lap	Best Lap	Clas	
1	14	Toshiko Oyu	31.990	14	Toshiko Oyu	47.358	30	Dennis Hauger	29.275	1	14	Toshiko Oyu	1:48.705	1:48.705	1	
2	63	Nicolai Kjaergaard	32.126	31	Billy Monger	47.445	25	Cameron Das	29.314	2	25	Cameron Das	1:49.065	1:49.065	2	
3	25	Cameron Das	32.143	25	Cameron Das	47.608	14	Toshiko Oyu	29.357	3	31	Billy Monger	1:49.085	1:49.298	4	
4	30	Dennis Hauger	32.183	26	Linus Lundqvist	47.640	31	Billy Monger	29.401	4	30	Dennis Hauger	1:49.107	1:49.107	3	
5	31	Billy Monger	32.239	30	Dennis Hauger	47.649	33	Enaam Ahmed	29.420	5	63	Nicolai Kjaergaard	1:49.436	1:49.574	7	
6	8	Lukas Dunner	32.252	33	Enaam Ahmed	47.661	18	Niklas Krütten	29.501	6	33	Enaam Ahmed	1:49.446	1:49.446	5	
7	26	Linus Lundqvist	32.282	12	Christian Hahn	47.662	63	Nicolai Kjaergaard	29.509	7	26	Linus Lundqvist	1:49.500	1:49.517	6	
8	33	Enaam Ahmed	32.365	21	Calan Williams	47.664	12	Christian Hahn	29.534	8	12	Christian Hahn	1:49.656	1:49.656	8	
9	99	Rui Andrade	32.422	18	Niklas Krütten	47.703	8	Lukas Dunner	29.538	9	8	Lukas Dunner	1:49.707	1:49.760	10	
10	21	Calan Williams	32.424	63	Nicolai Kjaergaard	47.801	26	Linus Lundqvist	29.578	10	21	Calan Williams	1:49.744	1:49.835	11	
11	12	Christian Hahn	32.460	8	Lukas Dunner	47.917	99	Rui Andrade	29.645	11	18	Niklas Krütten	1:49.760	1:49.760	9	
12	18	Niklas Krütten	32.556	99	Rui Andrade	47.927	21	Calan Williams	29.656	12	99	Rui Andrade	1:49.994	1:50.229	12	
13	20	Manuel Maldonado	32.654	20	Manuel Maldonado	48.030	20	Manuel Maldonado	29.720	13	20	Manuel Maldonado	1:50.404	1:50.538	13	
14	29	Stuart Wiltshire	33.518	29	Stuart Wiltshire	49.305	29	Stuart Wiltshire	30.507	14	29	Stuart Wiltshire	1:53.330	1:53.630	14	



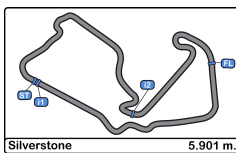


Silverstone
Euroformula Open
Qualifying - 2
Best 5 Lap Times



Cls	Nº	Entrant	Nat	Driver	Nat	Cat	Cls	Chassis - Engine	Team	Best 1		Best 2		Best 3		Best 4		Best 5	
										Time	Lap	Time	Lap	Time	Lap	Time	Lap	Time	Lap
1	14	Team Motopark	DEU	Toshiko Oyu	JPN	R	1	Dallara F317 Spiess	Team Motopark	1:48.705	10	1:49.477	3	1:49.931	4	1:58.355	2	2:06.370	7
2	25	Team Motopark	DEU	Cameron Das	USA			Dallara F317 Spiess	Team Motopark	1:49.065	10	1:49.816	3	1:49.886	5	1:50.067	4	1:51.175	2
3	30	Team Motopark	DEU	Dennis Hauger	NOR	R	2	Dallara F317 Spiess	Team Motopark	1:49.107	12	1:49.556	6	1:49.873	4	1:50.201	3	1:57.418	7
4	31	Carlin Motorsport	GBR	Billy Monger	GBR	R	3	Dallara F317 Spiess	Carlin Motorsport	1:49.298	10	1:49.896	4	1:50.245	3	1:58.310	7	1:59.245	2
5	33	Team Motopark	DEU	Enaam Ahmed	GBR			Dallara F317 Spiess	Team Motopark	1:49.446	10	1:49.715	4	1:49.881	3	1:57.434	2	1:57.960	7
6	26	Double R	GBR	Linus Lundqvist	SWE	R	4	Dallara F317 HWA	Double R	1:49.517	12	1:49.840	5	1:49.901	4	1:50.543	3	1:55.615	6
7	63	Carlin Motorsport	GBR	Nicolai Kjaergaard	DNK	R	5	Dallara F317 Spiess	Carlin Motorsport	1:49.574	5	1:49.585	12	1:49.861	4	1:50.583	3	2:01.257	8
8	12	Carlin Motorsport	GBR	Christian Hahn	BRA			Dallara F317 Spiess	Carlin Motorsport	1:49.656	12	1:50.578	5	1:50.953	4	1:54.524	8	1:57.328	3
9	8	Teo Martin Motorsport	ESP	Lukas Dunner	AUT			Dallara F317 HWA	Teo Martin Motorsport	1:49.760	12	1:49.981	5	1:50.260	4	1:50.705	3	1:59.242	8
10	18	Team Motopark	DEU	Niklas Krütten	DEU	R	6	Dallara F317 Spiess	Team Motopark	1:49.760	11	1:50.408	5	1:50.483	4	1:51.887	3	1:56.057	2
11	21	Fortec Motorsport	GBR	Calan Williams	AUS			Dallara F317 HWA	Fortec Motorsport	1:49.835	12	1:50.069	5	1:50.093	9	1:50.191	4	1:50.881	3
12	99	Drivex School	ESP	Rui Andrade	AGO	R	7	Dallara F317 HWA	Drivex School	1:50.229	9	1:50.616	4	1:50.875	8	1:51.259	3	1:51.280	12
13	20	Fortec Motorsport	GBR	Manuel Maldonado	VEN	R	8	Dallara F317 HWA	Fortec Motorsport	1:50.538	4	1:50.746	3	1:50.781	11	1:50.905	8	1:55.557	2
14	29	Stuart Wiltshire / CF	GBR	Stuart Wiltshire	GBR	R	9	Dallara F317 HWA	CF Racing	1:53.630	8	1:53.964	7	1:54.137	6	1:54.756	5	1:55.624	4



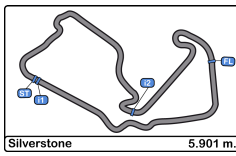


Silverstone
Euroformula Open
Qualifying - 2
Best 5 Top Speeds



Cls	Nº	Entrant	Nat	Driver	Nat	Cat	Cls	Chassis - Engine	Team	Top 1		Top 2		Top 3		Top 4		Top 5		Avg
										Km/h	Lap	Km/h	Lap	Km/h	Lap	Km/h	Lap	Km/h	Lap	
1	63	Carlin Motorsport	GBR	Nicolai Kjaergaard	DNK	R	1	Dallara F317 Spiess	Carlin Motorsport	238.4	12	237.3	10	235.2	4	235.2	5	234.7	6	236.2
2	25	Team Motopark	DEU	Cameron Das	USA			Dallara F317 Spiess	Team Motopark	237.8	10	236.8	5	235.8	6	235.2	3	235.2	4	236.2
3	99	Drivex School	ESP	Rui Andrade	AGO	R	2	Dallara F317 HWA	Drivex School	237.8	3	237.3	4	237.3	5	237.3	9	237.3	10	237.4
4	30	Team Motopark	DEU	Dennis Hauger	NOR	R	3	Dallara F317 Spiess	Team Motopark	237.3	12	236.3	6	235.8	4	235.2	3	233.7	11	235.7
5	8	Teo Martin Motorsport	ESP	Lukas Dunner	AUT			Dallara F317 HWA	Teo Martin Motorsport	236.3	5	235.8	4	235.8	9	235.8	12	235.2	3	235.8
6	12	Carlin Motorsport	GBR	Christian Hahn	BRA			Dallara F317 Spiess	Carlin Motorsport	236.3	10	235.8	9	235.8	12	233.2	4	233.2	5	234.8
7	14	Team Motopark	DEU	Toshiko Oyu	JPN	R	4	Dallara F317 Spiess	Team Motopark	236.3	10	235.8	3	235.2	4	233.7	5	214.7	7	231.1
8	31	Carlin Motorsport	GBR	Billy Monger	GBR	R	5	Dallara F317 Spiess	Carlin Motorsport	236.3	8	235.2	5	234.7	4	234.2	10	233.7	3	234.8
9	33	Team Motopark	DEU	Enaam Ahmed	GBR			Dallara F317 Spiess	Team Motopark	236.3	5	235.8	4	234.7	10	234.2	3	226.8	7	233.6
10	20	Fortec Motorsport	GBR	Manuel Maldonado	VEN	R	6	Dallara F317 HWA	Fortec Motorsport	235.8	9	234.7	10	234.2	4	233.7	11	233.2	5	234.3
11	26	Double R	GBR	Linus Lundqvist	SWE	R	7	Dallara F317 HWA	Double R	235.8	10	235.2	5	235.2	6	235.2	12	234.2	4	235.1
12	21	Fortec Motorsport	GBR	Calan Williams	AUS			Dallara F317 HWA	Fortec Motorsport	235.2	5	235.2	10	234.7	4	234.7	12	234.2	9	234.8
13	18	Team Motopark	DEU	Niklas Krütten	DEU	R	8	Dallara F317 Spiess	Team Motopark	234.7	6	234.7	12	234.2	4	234.2	5	234.2	11	234.4
14	29	Stuart Wiltshire / CF	GBR	Stuart Wiltshire	GBR	R	9	Dallara F317 HWA	CF Racing	231.2	8	230.7	4	230.7	6	230.7	7	230.7	9	230.8



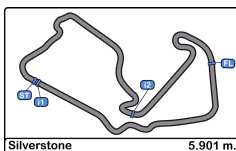


Silverstone
Euroformula Open
Qualifying - 2
Fastest Laps Sequence



Lap	Time of Day	Session Time	Nº	Entrant	Nat	Driver	Nat	Cat	Chassis - Engine	Team	Time	Km/h
2	9:37:14.142	7:14.142	20	Fortec Motorsport	GBR	Manuel Maldonado	VEN	R	Dallara F317 HWA	Fortec Motorsport	1:55.557	183.8
2	9:37:28.399	7:28.399	99	Drivex School	ESP	Rui Andrade	AGO	R	Dallara F317 HWA	Drivex School	1:54.673	185.2
2	9:38:15.866	8:15.866	25	Team Motopark	DEU	Cameron Das	USA		Dallara F317 Spiess	Team Motopark	1:51.175	191.0
3	9:39:04.888	9:04.888	20	Fortec Motorsport	GBR	Manuel Maldonado	VEN	R	Dallara F317 HWA	Fortec Motorsport	1:50.746	191.8
3	9:39:16.949	9:16.949	26	Double R	GBR	Linus Lundqvist	SWE	R	Dallara F317 HWA	Double R	1:50.543	192.1
3	9:39:31.149	9:31.149	30	Team Motopark	DEU	Dennis Hauger	NOR	R	Dallara F317 Spiess	Team Motopark	1:50.201	192.7
3	9:39:36.452	9:36.452	14	Team Motopark	DEU	Toshiko Oyu	JPN	R	Dallara F317 Spiess	Team Motopark	1:49.477	194.0
12	10:06:03.367	36:03.367	30	Team Motopark	DEU	Dennis Hauger	NOR	R	Dallara F317 Spiess	Team Motopark	1:49.107	194.7
10	10:06:06.823	36:06.823	25	Team Motopark	DEU	Cameron Das	USA		Dallara F317 Spiess	Team Motopark	1:49.065	194.7
10	10:06:27.385	36:27.385	14	Team Motopark	DEU	Toshiko Oyu	JPN	R	Dallara F317 Spiess	Team Motopark	1:48.705	195.4



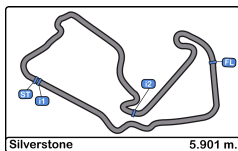


Silverstone
Euroformula Open
Qualifying - 2
Event Best Maximum Speed



Nº	Entrant	Nat	Driver	Nat	Cat	Clas	Chassis - Engine	Team	Km/h	Session
12	Carlin Motorsport		Christian Hahn				Dallara F317 Spiess	Carlin Motorsport	246.0	Race - 1
21	Fortec Motorsport		Calan Williams				Dallara F317 HWA	Fortec Motorsport	244.8	Race - 1
30	Team Motopark		Dennis Hauger		R	1	Dallara F317 Spiess	Team Motopark	243.7	Race - 1
25	Team Motopark		Cameron Das				Dallara F317 Spiess	Team Motopark	243.2	Race - 1
18	Team Motopark		Niklas Krütten		R	2	Dallara F317 Spiess	Team Motopark	243.2	Race - 1
63	Carlin Motorsport		Nicolai Kjaergaard		R	3	Dallara F317 Spiess	Carlin Motorsport	243.2	Race - 1
99	Drivex School		Rui Andrade		R	4	Dallara F317 HWA	Drivex School	242.1	Race - 1
33	Team Motopark		Enaam Ahmed				Dallara F317 Spiess	Team Motopark	242.1	Race - 1
14	Team Motopark		Toshiko Oyu		R	5	Dallara F317 Spiess	Team Motopark	241.6	Race - 1
26	Double R		Linus Lundqvist		R	6	Dallara F317 HWA	Double R	241.0	Race - 1
31	Carlin Motorsport		Billy Monger		R	7	Dallara F317 Spiess	Carlin Motorsport	240.5	Race - 1
20	Fortec Motorsport		Manuel Maldonado		R	8	Dallara F317 HWA	Fortec Motorsport	239.4	Qualifying - 1
8	Teo Martin Motorsport		Lukas Dunner				Dallara F317 HWA	Teo Martin Motorsport	238.9	Qualifying - 1
29	Stuart Wiltshire / CF		Stuart Wiltshire		R	9	Dallara F317 HWA	CF Racing	235.2	Race - 1
55	Double R		Jamie Chadwick				Dallara F317 HWA	Double R	230.2	Free Practice - 2





Silverstone
Euroformula Open
Qualifying - 2
Pit Stop Analysis



8 Lukas Dunner Teo Martin Motorsport
Dallara F317 HWA

Nr.	In Day Time	In Time	Out Time	Pit Time	T. Pit Time	Handicap	Penalty
1	9:45:20.063	9:45:20.063	9:49:12.147	3:52.084	3:52.084		
2	9:58:37.184	9:58:37.184	10:02:46.251	4:09.067	8:01.151		

12 Christian Hahn Carlin Motorsport
Dallara F317 Spiess

Nr.	In Day Time	In Time	Out Time	Pit Time	T. Pit Time	Handicap	Penalty
1	9:45:04.694	9:45:04.694	9:48:07.366	3:02.672	3:02.672		
2	9:56:14.185	9:56:14.185	10:02:14.756	6:00.571	9:03.243		

14 Toshiko Oyu R Team Motopark
Dallara F317 Spiess

Nr.	In Day Time	In Time	Out Time	Pit Time	T. Pit Time	Handicap	Penalty
1	9:43:31.699	9:43:31.699	9:49:37.692	6:05.993	6:05.993		
2	9:56:24.743	9:56:24.743	10:02:28.890	6:04.147	12:10.140		

18 Niklas Krütten R Team Motopark
Dallara F317 Spiess

Nr.	In Day Time	In Time	Out Time	Pit Time	T. Pit Time	Handicap	Penalty
1	9:45:49.179	9:45:49.179	9:50:55.136	5:05.957	5:05.957		
2	9:58:34.242	9:58:34.242	10:02:20.701	3:46.459	8:52.416		

20 Manuel Maldonado R Fortec Motorsport
Dallara F317 HWA

Nr.	In Day Time	In Time	Out Time	Pit Time	T. Pit Time	Handicap	Penalty
1	9:42:50.091	9:42:50.091	9:47:32.381	4:42.290	4:42.290		
2	9:55:55.364	9:55:55.364	10:02:11.081	6:15.717	10:58.007		

21 Calan Williams Fortec Motorsport
Dallara F317 HWA

Nr.	In Day Time	In Time	Out Time	Pit Time	T. Pit Time	Handicap	Penalty
1	9:44:59.141	9:44:59.141	9:47:28.532	2:29.391	2:29.391		
2	9:55:48.395	9:55:48.395	10:02:07.234	6:18.839	8:48.230		

25 Cameron Das Team Motopark
Dallara F317 Spiess

Nr.	In Day Time	In Time	Out Time	Pit Time	T. Pit Time	Handicap	Penalty
1	9:45:38.516	9:45:38.516	9:51:36.791	5:58.275	5:58.275		
2	9:55:57.970	9:55:57.970	10:02:21.306	6:23.336	12:21.611		

26 Linus Lundqvist R Double R
Dallara F317 HWA

Nr.	In Day Time	In Time	Out Time	Pit Time	T. Pit Time	Handicap	Penalty
1	9:44:50.415	9:44:50.415	9:47:35.353	2:44.938	2:44.938		
2	9:55:56.387	9:55:56.387	10:02:09.988	6:13.601	8:58.539		

30 Dennis Hauger R Team Motopark
Dallara F317 Spiess

Nr.	In Day Time	In Time	Out Time	Pit Time	T. Pit Time	Handicap	Penalty
1	9:47:11.016	9:47:11.016	9:51:06.309	3:55.293	3:55.293		
2	9:58:36.124	9:58:36.124	10:02:18.893	3:42.769	7:38.062		

31 Billy Monger R Carlin Motorsport
Dallara F317 Spiess

Nr.	In Day Time	In Time	Out Time	Pit Time	T. Pit Time	Handicap	Penalty
1	9:43:33.680	9:43:33.680	9:48:43.199	5:09.519	5:09.519		
2	9:57:58.492	9:57:58.492	10:02:17.631	4:19.139	9:28.658		

33 Enaam Ahmed Team Motopark
Dallara F317 Spiess

Nr.	In Day Time	In Time	Out Time	Pit Time	T. Pit Time	Handicap	Penalty
1	9:44:08.239	9:44:08.239	9:50:48.252	6:40.013	6:40.013		
2	9:57:40.564	9:57:40.564	10:02:26.498	4:45.934	11:25.947		

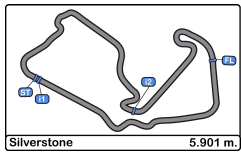
63 Nicolai Kjaergaard R Carlin Motorsport
Dallara F317 Spiess

Nr.	In Day Time	In Time	Out Time	Pit Time	T. Pit Time	Handicap	Penalty
1	9:45:12.456	9:45:12.456	9:47:43.847	2:31.391	2:31.391		
2	9:56:16.285	9:56:16.285	10:02:12.251	5:55.966	8:27.357		

99 Rui Andrade R Drivex School
Dallara F317 HWA

Nr.	In Day Time	In Time	Out Time	Pit Time	T. Pit Time	Handicap	Penalty
1	9:43:05.810	9:43:05.810	9:46:54.065	3:48.255	3:48.255		
2	9:56:28.405	9:56:28.405	10:02:16.628	5:48.223	9:36.478		

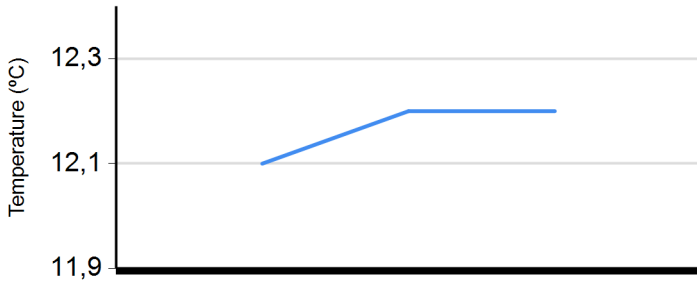




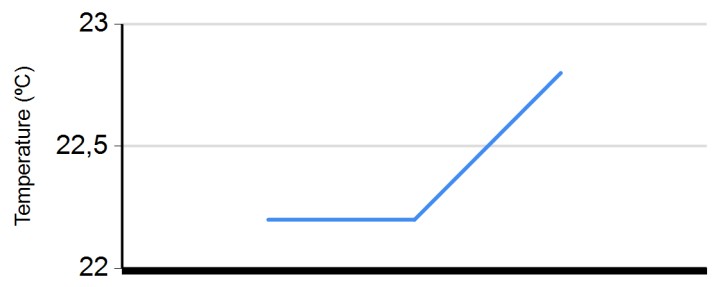
Silverstone
Euroformula Open
Qualifying - 2
Weather Report



Air Temperature

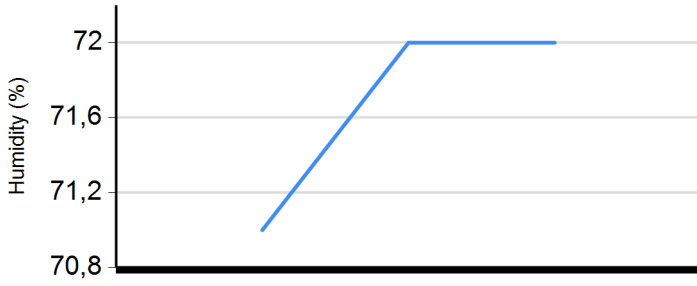


Track Temperature



Session Time

Humidity



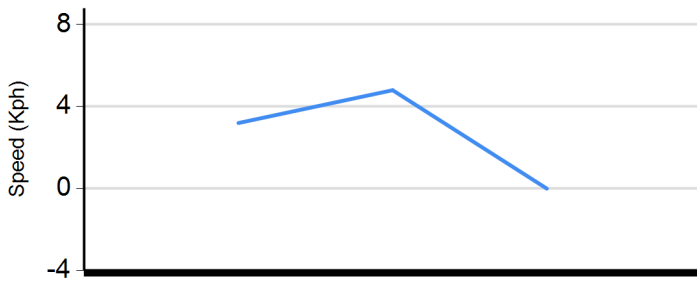
Session Time

Pressure



Session Time

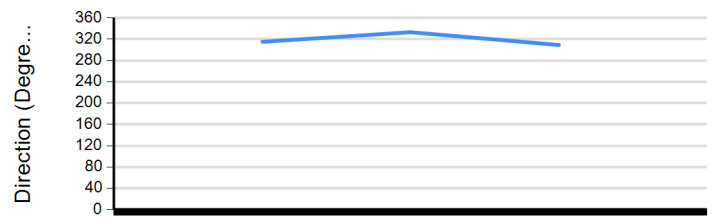
Wind Speed



Session Time

Wind direction

North = 0°/360° Est = 90° South = 180° West = 270°



Session Time

Session Time

