

Silverstone  
Euroformula Open  
Race - 2  
Provisional Results



Cls	Nº	Entrant	Nat	Driver	Nat	Cat	Cls	Chassis - Engine	Team	Laps	Total Time	Gap	Interval	Km/h	Best	Time	Km/h
1	14	Team Motopark	DEU	Toshiko Oyu	JPN	R	1	Dallara F317 Spiess	Team Motopark	15	<b>27:39.412</b>			192.0	13	1:50.064	193.0
2	33	Team Motopark	DEU	Enaam Ahmed	GBR			Dallara F317 Spiess	Team Motopark	15	<b>27:45.429</b>	6.017	6.017	191.3	7	1:50.212	192.7
3	63	Carlin Motorsport	GBR	Nicolai Kjaergaard	DNK	R	2	Dallara F317 Spiess	Carlin Motorsport	15	<b>27:46.262</b>	6.850	0.833	191.2	8	1:49.758	193.5
4	31	Carlin Motorsport	GBR	Billy Monger	GBR	R	3	Dallara F317 Spiess	Carlin Motorsport	15	<b>27:46.789</b>	7.377	0.527	191.1	5	1:49.968	193.1
5	30	Team Motopark	DEU	Dennis Hauger	NOR	R	4	Dallara F317 Spiess	Team Motopark	15	<b>27:47.575</b>	8.163	0.786	191.0	13	1:49.852	193.3
6	25	Team Motopark	DEU	Cameron Das	USA			Dallara F317 Spiess	Team Motopark	15	<b>27:52.903</b>	13.491	5.328	190.4	13	1:50.356	192.5
7	21	Fortec Motorsport	GBR	Calan Williams	AUS			Dallara F317 HWA	Fortec Motorsport	15	<b>27:59.030</b>	19.618	6.127	189.7	14	1:51.080	191.2
8	18	Team Motopark	DEU	Niklas Krütten	DEU	R	5	Dallara F317 Spiess	Team Motopark	15	<b>27:59.290</b>	19.878	0.260	189.7	14	1:51.012	191.3
9	8	Teo Martin Motorsport	ESP	Lukas Dunner	AUT			Dallara F317 HWA	Teo Martin Motorsport	15	<b>27:59.883</b>	20.471	0.593	189.6	13	1:50.965	191.4
10	26	Double R	GBR	Linus Lundqvist	SWE	R	6	Dallara F317 HWA	Double R	15	<b>28:00.484</b>	21.072	0.601	189.6	15	1:50.872	191.6
11	20	Fortec Motorsport	GBR	Manuel Maldonado	VEN	R	7	Dallara F317 HWA	Fortec Motorsport	15	<b>28:06.590</b>	27.178	6.106	188.9	8	1:51.325	190.8
12	99	Drivex School	ESP	Rui Andrade	AGO	R	8	Dallara F317 HWA	Drivex School	15	<b>28:06.978</b>	27.566	0.388	188.8	7	1:51.053	191.2
13	29	Stuart Wiltshire / CF	GBR	Stuart Wiltshire	GBR	R	9	Dallara F317 HWA	CF Racing	15	<b>29:24.510</b>	1:45.098	1:17.532	180.5	12	1:56.107	182.9
14	12	Carlin Motorsport	GBR	Christian Hahn	BRA			Dallara F317 Spiess	Carlin Motorsport	12	<b>29:10.820</b>	3 Laps	3 Laps	145.6	12	1:50.588	192.0

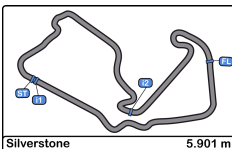
Fastest lap Nicolai Kjaergaard in 1:49.758 at 193.5 Km/h in lap 8

Published at:.....

Track Temp: 32.2 °C Air Temp: 16.3 °C Humidity: 49 % Track Status: DRY

Stewards:	Race Director:	Timekeeper: 
-----------	----------------	---





**Silverstone**  
**Euroformula Open**  
**Race - 2**  
**Provisional Results by Class**




Cls	Nº	Entrant	Nat	Driver	Nat	Cat	Cls	Chassis - Engine	Team	Laps	Total Time	Gap	Interval	Km/h	Best	Time	Km/h
1	33	Team Motopark	DEU	Enaam Ahmed	GBR			Dallara F317 Spiess	Team Motopark	15	27:45.429			191.3	7	1:50.212	192.7
2	25	Team Motopark	DEU	Cameron Das	USA			Dallara F317 Spiess	Team Motopark	15	27:52.903	13.491	7.474	190.4	13	1:50.356	192.5
3	21	Fortec Motorsport	GBR	Calan Williams	AUS			Dallara F317 HWA	Fortec Motorsport	15	27:59.030	19.618	6.127	189.7	14	1:51.080	191.2
4	8	Teo Martin Motorsport	ESP	Lukas Dunner	AUT			Dallara F317 HWA	Teo Martin Motorsport	15	27:59.883	20.471	0.853	189.6	13	1:50.965	191.4
5	12	Carlin Motorsport	GBR	Christian Hahn	BRA			Dallara F317 Spiess	Carlin Motorsport	12	29:10.820	3 Laps	3 Laps	145.6	12	1:50.588	192.0
<b>Rookie</b>																	
1	14	Team Motopark	DEU	Toshiko Oyu	JPN	R	1	Dallara F317 Spiess	Team Motopark	15	27:39.412			192.0	13	1:50.064	193.0
2	63	Carlin Motorsport	GBR	Nicolai Kjaergaard	DNK	R	2	Dallara F317 Spiess	Carlin Motorsport	15	27:46.262	6.850	6.850	191.2	8	1:49.758	193.5
3	31	Carlin Motorsport	GBR	Billy Monger	GBR	R	3	Dallara F317 Spiess	Carlin Motorsport	15	27:46.789	7.377	0.527	191.1	5	1:49.968	193.1
4	30	Team Motopark	DEU	Dennis Hauger	NOR	R	4	Dallara F317 Spiess	Team Motopark	15	27:47.575	8.163	0.786	191.0	13	1:49.852	193.3
5	18	Team Motopark	DEU	Niklas Krütten	DEU	R	5	Dallara F317 Spiess	Team Motopark	15	27:59.290	19.878	11.715	189.7	14	1:51.012	191.3
6	26	Double R	GBR	Linus Lundqvist	SWE	R	6	Dallara F317 HWA	Double R	15	28:00.484	21.072	1.194	189.6	15	1:50.872	191.6
7	20	Fortec Motorsport	GBR	Manuel Maldonado	VEN	R	7	Dallara F317 HWA	Fortec Motorsport	15	28:06.590	27.178	6.106	188.9	8	1:51.325	190.8
8	99	Drivex School	ESP	Rui Andrade	AGO	R	8	Dallara F317 HWA	Drivex School	15	28:06.978	27.566	0.388	188.8	7	1:51.053	191.2
9	29	Stuart Wiltshire / CF	GBR	Stuart Wiltshire	GBR	R	9	Dallara F317 HWA	CF Racing	15	29:24.510	1:45.098	1:17.532	180.5	12	1:56.107	182.9

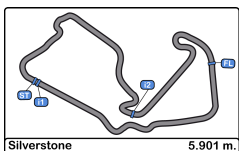
**Fastest lap Nicolai Kjaergaard in 1:49.758 at 193.5 Km/h in lap 8**

Published at:.....

Track Temp: 32.2 °C Air Temp: 16.3 °C Humidity: 49 % Track Status: DRY

<b>Stewards:</b>	<b>Race Director:</b>	<b>Timekeeper:</b> 
------------------	-----------------------	--





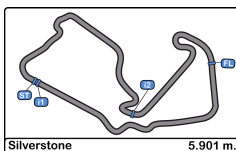
Silverstone  
Euroformula Open  
Race - 2

Provisional Classification by Driver Fastest Lap



Clas	Nº	Entrant	Nat	Driver	Nat	Cat	Clas	Chassis - Engine	Team	Laps	Best	Time	Gap	Interval	Km/h
1	63	Carlin Motorsport	GBR	Nicolai Kjaergaard	DNK	R	1	Dallara F317 Spiess	Carlin Motorsport	15	8	1:49.758			193.5
2	30	Team Motopark	DEU	Dennis Hauger	NOR	R	2	Dallara F317 Spiess	Team Motopark	15	13	1:49.852	0.094	0.094	193.3
3	31	Carlin Motorsport	GBR	Billy Monger	GBR	R	3	Dallara F317 Spiess	Carlin Motorsport	15	5	1:49.968	0.210	0.116	193.1
4	14	Team Motopark	DEU	Toshiko Oyu	JPN	R	4	Dallara F317 Spiess	Team Motopark	15	13	1:50.064	0.306	0.096	193.0
5	33	Team Motopark	DEU	Enaam Ahmed	GBR			Dallara F317 Spiess	Team Motopark	15	7	1:50.212	0.454	0.148	192.7
6	25	Team Motopark	DEU	Cameron Das	USA			Dallara F317 Spiess	Team Motopark	15	13	1:50.356	0.598	0.144	192.5
7	12	Carlin Motorsport	GBR	Christian Hahn	BRA			Dallara F317 Spiess	Carlin Motorsport	12	12	1:50.588	0.830	0.232	192.0
8	26	Double R	GBR	Linus Lundqvist	SWE	R	5	Dallara F317 HWA	Double R	15	15	1:50.872	1.114	0.284	191.6
9	8	Teo Martin Motorsport	ESP	Lukas Dunner	AUT			Dallara F317 HWA	Teo Martin Motorsport	15	13	1:50.965	1.207	0.093	191.4
10	18	Team Motopark	DEU	Niklas Krütten	DEU	R	6	Dallara F317 Spiess	Team Motopark	15	14	1:51.012	1.254	0.047	191.3
11	99	Drivex School	ESP	Rui Andrade	AGO	R	7	Dallara F317 HWA	Drivex School	15	7	1:51.053	1.295	0.041	191.2
12	21	Fortec Motorsport	GBR	Calan Williams	AUS			Dallara F317 HWA	Fortec Motorsport	15	14	1:51.080	1.322	0.027	191.2
13	20	Fortec Motorsport	GBR	Manuel Maldonado	VEN	R	8	Dallara F317 HWA	Fortec Motorsport	15	8	1:51.325	1.567	0.245	190.8
14	29	Stuart Wiltshire / CF	GBR	Stuart Wiltshire	GBR	R	9	Dallara F317 HWA	CF Racing	15	12	1:56.107	6.349	4.782	182.9



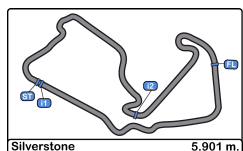


Silverstone  
Euroformula Open  
Race - 2  
Distance and Speed Average



Clas	Nº	Entrant	Nat	Driver	Nat	Cat	Clas	Chassis - Engine	Team	Laps	Distance	Total Time	Km/h
1	14	Team Motopark	DEU	Toshiko Oyu	JPN	R	1	Dallara F317 Spiess	Team Motopark	15	88.51	27:39.412	192.0
2	33	Team Motopark	DEU	Enaam Ahmed	GBR			Dallara F317 Spiess	Team Motopark	15	88.51	27:45.429	191.3
3	63	Carlin Motorsport	GBR	Nicolai Kjaergaard	DNK	R	2	Dallara F317 Spiess	Carlin Motorsport	15	88.51	27:46.262	191.2
4	31	Carlin Motorsport	GBR	Billy Monger	GBR	R	3	Dallara F317 Spiess	Carlin Motorsport	15	88.51	27:46.789	191.1
5	30	Team Motopark	DEU	Dennis Hauger	NOR	R	4	Dallara F317 Spiess	Team Motopark	15	88.51	27:47.575	191.0
6	25	Team Motopark	DEU	Cameron Das	USA			Dallara F317 Spiess	Team Motopark	15	88.51	27:52.903	190.4
7	21	Fortec Motorsport	GBR	Calan Williams	AUS			Dallara F317 HWA	Fortec Motorsport	15	88.51	27:59.030	189.7
8	18	Team Motopark	DEU	Niklas Krütten	DEU	R	5	Dallara F317 Spiess	Team Motopark	15	88.51	27:59.290	189.7
9	8	Teo Martin Motorsport	ESP	Lukas Dunner	AUT			Dallara F317 HWA	Teo Martin Motorsport	15	88.51	27:59.883	189.6
10	26	Double R	GBR	Linus Lundqvist	SWE	R	6	Dallara F317 HWA	Double R	15	88.51	28:00.484	189.6
11	20	Fortec Motorsport	GBR	Manuel Maldonado	VEN	R	7	Dallara F317 HWA	Fortec Motorsport	15	88.51	28:06.590	188.9
12	99	Drivex School	ESP	Rui Andrade	AGO	R	8	Dallara F317 HWA	Drivex School	15	88.51	28:06.978	188.8
13	29	Stuart Wiltshire / CF	GBR	Stuart Wiltshire	GBR	R	9	Dallara F317 HWA	CF Racing	15	88.51	29:24.510	180.5
14	12	Carlin Motorsport	GBR	Christian Hahn	BRA			Dallara F317 Spiess	Carlin Motorsport	12	70.81	29:10.820	145.6





**Silverstone**  
**Euroformula Open**  
**Race - 2**  
**Lap Analysis**



**8** Lukas Dunner Dallara F317 HWA **18** Niklas Krütten Dallara F317 Spiess  
Teo Martin Motorsport R Team Motopark

Lap	D	Time	Sector 1	Sector 2	Sector 3	T. Spd	Elapsed	Lap	D	Time	Sector 1	Sector 2	Sector 3	T. Spd	Elapsed
1		1:59.504	38.608	50.458	30.438	236.3	1:59.504	1		1:59.836	38.792	50.539	30.505	246.0	1:59.836
2		1:51.910	33.074	48.814	30.022	236.3	3:51.414	2		1:52.382	32.951	49.231	30.200	244.3	3:52.218
3		1:51.319	32.897	48.461	29.961	237.3	5:42.733	3		1:51.433	33.094	48.429	29.910	238.9	5:43.651
4		1:51.517	32.977	48.601	29.939	237.8	7:34.250	4		1:51.033	32.870	48.266	29.897	239.4	7:34.684
5		1:51.350	32.883	48.479	29.988	239.4	9:25.600	5		1:51.354	33.023	48.392	29.939	243.2	9:26.038
6		1:51.108	<b>32.686</b>	48.509	29.913	240.0	11:16.708	6		1:51.077	32.756	48.392	29.929	243.7	11:17.115
7		1:51.262	32.933	48.472	29.857	239.4	13:07.970	7		1:51.710	32.847	48.676	30.187	243.7	13:08.825
8		1:51.310	32.791	48.584	29.935	241.0	14:59.280	8		1:51.122	32.911	<b>48.260</b>	29.951	239.4	14:59.947
9		1:51.454	32.962	48.504	29.988	238.9	16:50.734	9		1:51.181	32.698	48.557	29.926	242.6	16:51.128
10		1:51.580	32.992	48.398	30.190	239.4	18:42.314	10		1:51.567	33.195	48.401	29.971	241.6	18:42.695
11		1:52.821	34.148	48.608	30.065	240.5	20:35.135	11		1:51.892	33.377	48.506	30.009	239.4	20:34.587
12		1:51.279	32.830	48.623	29.826	241.0	22:26.414	12		1:51.115	32.915	48.354	29.846	238.9	22:25.702
13		<b>1:50.965</b>	32.748	<b>48.384</b>	29.833	241.0	24:17.379	13		1:51.317	32.779	48.554	29.984	242.6	24:17.019
14		1:51.083	32.900	48.399	<b>29.784</b>	241.6	26:08.462	14		<b>1:51.012</b>	32.870	48.282	29.860	241.6	26:08.031
15		1:51.421	32.705	48.827	29.889	241.0	27:59.883	15		1:51.259	<b>32.654</b>	48.788	<b>29.817</b>	241.6	27:59.290

**12** Christian Hahn Dallara F317 Spiess **20** Manuel Maldonado Dallara F317 HWA  
Carlin Motorsport R Fortec Motorsport

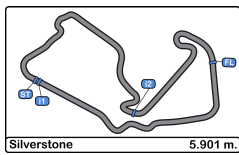
Lap	D	Time	Sector 1	Sector 2	Sector 3	T. Spd	Elapsed	Lap	D	Time	Sector 1	Sector 2	Sector 3	T. Spd	Elapsed
1		2:25.171 P	38.046	49.627	57.498	243.2	2:25.171	1		2:00.975	39.336	51.306	30.333	244.8	2:00.975
2		7:43.847	6:21.693	51.154	31.000	234.7	10:09.018	2		1:51.954	32.781	49.068	30.105	238.4	3:52.929
3		1:54.908	34.015	50.285	30.608	231.2	12:03.926	3		1:51.972	32.858	48.961	30.153	240.0	5:44.901
4		1:54.510	33.788	50.226	30.496	234.7	13:58.436	4		1:53.580	34.125	49.350	30.105	230.2	7:38.481
5		1:53.763	33.472	49.844	30.447	232.7	15:52.199	5		1:51.623	32.928	48.647	30.048	237.8	9:30.104
6		1:54.592	33.672	50.117	30.803	233.7	17:46.791	6		1:51.869	33.175	48.678	30.016	237.8	11:21.973
7		1:58.460	35.935	50.717	31.808	207.2	19:45.251	7		1:51.462	32.888	48.553	30.021	238.4	13:13.435
8		1:56.896	32.842	49.165	34.889	234.2	21:42.147	8		<b>1:51.325</b>	<b>32.738</b>	48.539	30.048	237.8	15:04.760
9		1:51.844	<b>32.498</b>	48.700	30.646	236.3	23:33.991	9		1:51.602	33.013	48.559	30.030	235.8	16:56.362
10		1:53.350	33.586	49.667	30.097	234.2	25:27.341	10		1:51.503	32.949	<b>48.521</b>	30.033	235.8	18:47.865
11		1:52.891	34.271	48.867	<b>29.753</b>	221.3	27:20.232	11		1:51.484	32.887	48.588	<b>30.009</b>	234.7	20:39.349
12		<b>1:50.588</b>	32.568	<b>48.251</b>	29.769	234.7	29:10.820	12		1:51.856	32.898	48.737	30.221	236.3	22:31.205
13								13		1:51.945	32.968	48.820	30.157	236.3	24:23.150
14								14		1:51.768	32.906	48.799	30.063	235.2	26:14.918
15								15		1:51.672	32.912	48.681	30.079	235.2	28:06.590

**14** Toshiko Oyu Dallara F317 Spiess **21** Calan Williams Dallara F317 HWA  
R Team Motopark Fortec Motorsport

Lap	D	Time	Sector 1	Sector 2	Sector 3	T. Spd	Elapsed	Lap	D	Time	Sector 1	Sector 2	Sector 3	T. Spd	Elapsed
1		1:53.675	35.824	48.037	29.814	234.2	1:53.675								
2		1:50.760	32.660	48.098	30.002	234.7	3:44.435								
3		1:50.855	32.509	48.440	29.906	235.2	5:35.290	1		1:58.977	38.690	49.817	30.470	245.4	1:58.977
4		1:50.901	32.602	48.481	29.818	235.2	7:26.191	2		1:51.530	32.945	48.493	30.092	238.4	3:50.507
5		1:50.230	<b>32.322</b>	48.106	29.802	237.3	9:16.421	3		1:51.542	32.845	48.556	30.141	236.8	5:42.049
6		1:50.387	32.398	48.134	29.855	238.9	11:06.808	4		1:51.548	32.777	48.785	29.986	236.8	7:33.597
7		1:50.284	32.325	48.157	29.802	237.3	12:57.092	5		1:51.197	32.776	<b>48.441</b>	<b>29.980</b>	238.4	9:24.794
8		1:50.464	32.450	48.156	29.858	237.3	14:47.556	6		1:51.384	32.671	48.632	30.081	238.4	11:16.178
9		1:50.356	32.433	48.097	29.826	236.3	16:37.912	7		1:51.471	32.753	48.636	30.082	237.8	13:07.649
10		1:50.408	32.379	48.121	29.908	236.8	18:28.320	8		1:51.282	32.665	48.501	30.116	236.3	14:58.931
11		1:50.212	32.405	48.037	29.770	236.3	20:18.532	9		1:51.494	32.753	48.540	30.201	236.3	16:50.425
12		1:50.458	32.508	48.144	29.806	235.8	22:08.990	10		1:51.771	32.753	48.491	30.527	234.7	18:42.196
13		<b>1:50.064</b>	32.332	<b>48.024</b>	<b>29.708</b>	236.8	23:59.054	11		1:51.878	32.993	48.643	30.242	235.8	20:34.074
14		1:50.240	32.342	48.186	29.712	237.3	25:49.294	12		1:51.310	32.599	48.589	30.122	233.7	22:25.384
15		1:50.118	32.349	48.052	29.717	237.3	27:39.412	13		1:51.185	32.640	48.483	30.062	235.8	24:16.569
								14		<b>1:51.080</b>	<b>32.567</b>	48.472	30.041	234.7	26:07.649
								15		1:51.381	32.775	48.472	30.134	233.7	27:59.030







**Silverstone**  
Euroformula Open  
Race - 2  
Lap Analysis



25

Cameron Das

Dallara F317 Spiess **30**

Dennis Hauger

Dallara F317 Spiess

Team Motopark

R

Team Motopark

Lap D	Time	Sector 1	Sector 2	Sector 3	T. Spd	Elapsed	Lap D	Time	Sector 1	Sector 2	Sector 3	T. Spd	Elapsed
1	1:54.672	36.230	48.636	29.806	240.0	1:54.672	1	1:55.289	36.636	48.803	29.850	240.5	1:55.289
2	1:50.888	32.673	48.386	29.829	238.4	3:45.560	2	1:50.826	32.602	48.347	29.877	240.0	3:46.115
3	1:50.710	32.502	48.355	29.853	238.4	5:36.270	3	1:52.953	33.365	49.237	30.351	232.7	5:39.068
4	1:50.950	32.625	48.532	29.793	238.4	7:27.220	4	1:51.928	33.091	48.863	29.974	240.5	7:30.996
5	1:50.654	32.389	48.382	29.883	240.5	9:17.874	5	1:50.715	32.547	48.396	29.772	241.0	9:21.711
6	1:50.610	32.519	48.334	29.757	240.0	11:08.484	6	1:52.081	32.600	49.634	29.847	238.9	11:13.792
7	1:50.656	<b>32.386</b>	48.456	29.814	240.0	12:59.140	7	1:50.809	32.587	48.366	29.856	241.0	13:04.601
8	1:50.982	32.764	48.373	29.845	238.9	14:50.122	8	1:50.462	32.427	48.241	29.794	240.5	14:55.063
9	1:50.874	32.746	48.302	29.826	239.4	16:40.996	9	1:50.455	32.546	48.135	29.774	239.4	16:45.518
10	1:50.692	32.512	48.268	29.912	237.8	18:31.688	10	1:50.628	32.645	48.151	29.832	237.3	18:36.146
11	1:50.459	32.553	48.104	29.802	237.3	20:22.147	11	1:50.677	32.679	48.154	29.844	237.3	20:26.823
12	1:50.419	32.578	<b>48.047</b>	29.794	237.8	22:12.566	12	1:50.116	32.448	47.994	29.674	238.4	22:16.939
13	<b>1:50.356</b>	32.414	48.207	<b>29.735</b>	238.4	24:02.922	13	<b>1:49.852</b>	32.269	<b>47.958</b>	<b>29.625</b>	240.5	24:06.791
14	1:53.916	32.642	49.690	31.584	237.3	25:56.838	14	1:50.135	<b>32.266</b>	48.030	29.839	241.0	25:56.926
15	1:56.065	35.995	49.771	30.299	235.2	27:52.903	15	1:50.649	32.755	48.114	29.780	241.0	27:47.575

26

Linus Lundqvist

Dallara F317 HWA **31**

Billy Monger

Dallara F317 Spiess

R

Double R

R

Carlin Motorsport

Lap D	Time	Sector 1	Sector 2	Sector 3	T. Spd	Elapsed	Lap D	Time	Sector 1	Sector 2	Sector 3	T. Spd	Elapsed
1	2:02.070	37.805	49.620	34.645	241.0	2:02.070	1	1:55.845	37.111	48.925	29.809	237.3	1:55.845
2	1:51.539	33.174	48.396	29.969	236.8	3:53.609	2	1:51.065	32.537	48.621	29.907	239.4	3:46.910
3	1:51.552	32.795	48.709	30.048	240.5	5:45.161	3	1:51.494	32.634	48.811	30.049	241.6	5:38.404
4	1:51.435	33.123	48.409	29.903	236.8	7:36.596	4	1:50.591	32.574	48.207	29.810	235.8	7:28.995
5	1:51.173	32.712	48.552	29.909	237.8	9:27.769	5	<b>1:49.968</b>	32.337	<b>47.946</b>	<b>29.685</b>	238.9	9:18.963
6	1:50.894	32.610	48.431	<b>29.853</b>	238.9	11:18.663	6	1:50.367	32.448	48.177	29.742	239.4	11:09.330
7	1:50.965	32.703	<b>48.390</b>	29.872	239.4	13:09.628	7	1:50.419	32.368	48.258	29.793	240.0	12:59.749
8	1:51.139	32.612	48.559	29.968	242.1	15:00.767	8	1:50.835	32.584	48.463	29.788	241.0	14:50.584
9	1:51.217	32.720	48.399	30.098	240.0	16:51.984	9	1:50.961	32.731	48.374	29.856	242.1	16:41.545
10	1:51.927	32.784	49.043	30.100	241.0	18:43.911	10	1:50.687	32.513	48.203	29.971	240.0	18:32.232
11	1:51.704	32.702	49.027	29.975	244.8	20:35.615	11	1:50.581	32.481	48.242	29.858	239.4	20:22.813
12	1:51.587	32.849	48.728	30.010	241.0	22:27.202	12	1:50.416	32.478	48.123	29.815	237.8	22:13.229
13	1:51.236	32.642	48.667	29.927	241.6	24:18.438	13	1:50.105	32.371	48.045	29.689	241.0	24:03.334
14	1:51.174	32.727	48.492	29.955	239.4	26:09.612	14	1:51.968	<b>32.312</b>	49.257	30.399	242.1	25:55.302
15	<b>1:50.872</b>	<b>32.452</b>	48.540	29.880	240.0	28:00.484	15	1:51.487	32.749	48.867	29.871	234.2	27:46.789

29

Stuart Wiltshire

Dallara F317 HWA **33**

Enaam Ahmed

Dallara F317 Spiess

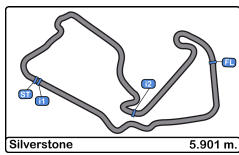
R

CF Racing

Team Motopark

Lap D	Time	Sector 1	Sector 2	Sector 3	T. Spd	Elapsed	Lap D	Time	Sector 1	Sector 2	Sector 3	T. Spd	Elapsed
1	2:04.645	40.225	52.202	32.218	234.2	2:04.645	1	1:56.447	37.589	49.039	29.819	237.8	1:56.447
2	1:57.097	34.843	51.049	31.205	231.2	4:01.742	2	1:51.157	32.794	48.495	29.868	238.4	3:47.604
3	1:57.132	34.770	51.015	31.347	230.2	5:58.874	3	1:51.193	32.784	48.498	29.911	238.4	5:38.797
4	1:57.503	35.184	51.082	31.237	228.8	7:56.377	4	1:50.869	32.892	48.227	29.750	240.0	7:29.666
5	1:57.805	35.115	51.485	31.205	230.7	9:54.182	5	1:50.304	32.535	<b>48.001</b>	29.768	241.0	9:19.970
6	1:57.975	35.111	51.509	31.355	230.7	11:52.157	6	1:50.242	<b>32.437</b>	48.024	29.781	241.6	11:10.212
7	1:57.624	35.187	51.199	31.238	230.7	13:49.781	7	<b>1:50.212</b>	32.461	48.083	29.668	241.6	13:00.424
8	1:57.837	35.242	51.109	31.486	230.2	15:47.618	8	1:50.703	32.459	48.451	29.793	242.1	14:51.127
9	1:56.608	34.717	50.769	31.122	230.2	17:44.226	9	1:50.709	32.532	48.448	29.729	244.3	16:41.836
10	1:56.677	34.844	50.824	31.009	229.2	19:40.903	10	1:50.864	32.734	48.240	29.890	242.1	18:32.700
11	1:56.745	<b>34.435</b>	50.984	31.326	230.7	21:37.648	11	1:50.620	32.534	48.222	29.864	241.6	20:23.320
12	<b>1:56.107</b>	34.544	50.686	<b>30.877</b>	230.2	23:33.755	12	1:50.374	32.526	48.126	29.722	242.6	22:13.694
13	1:57.010	35.339	<b>50.573</b>	31.098	231.7	25:30.765	13	1:50.246	32.444	48.006	29.796	243.2	24:03.940
14	1:56.731	34.650	50.952	31.129	230.7	27:27.496	14	1:51.069	32.474	48.595	30.000	240.0	25:55.009
15	1:57.014	34.594	50.976	31.444	230.2	29:24.510	15	1:50.420	32.521	48.239	<b>29.660</b>	237.8	27:45.429





**Silverstone**  
**Euroformula Open**  
**Race - 2**  
**Lap Analysis**



**63**

Nicolai Kjaergaard

Dallara F317 Spiess

R

Carlin Motorsport

Lap	D	Time	Sector 1	Sector 2	Sector 3	T. Spd	Elapsed
1		1:58.693	37.920	50.376	30.397	237.8	1:58.693
2		1:49.969	32.334	48.024	29.611	237.8	3:48.662
3		1:50.696	32.355	48.475	29.866	241.0	5:39.358
4		1:52.065	33.115	48.810	30.140	241.6	7:31.423
5		1:50.756	32.555	48.374	29.827	243.2	9:22.179
6		1:50.966	32.301	49.083	<b>29.582</b>	245.4	11:13.145
7		1:49.891	32.271	<b>47.878</b>	29.742	238.4	13:03.036
8		<b>1:49.758</b>	32.212	47.888	29.658	238.9	14:52.794
9		1:49.873	32.239	48.040	29.594	239.4	16:42.667
10		1:50.350	32.194	48.401	29.755	244.3	18:33.017
11		1:50.709	32.798	48.192	29.719	240.0	20:23.726
12		1:50.555	32.360	48.316	29.879	244.3	22:14.281
13		1:50.006	<b>32.037</b>	48.337	29.632	246.5	24:04.287
14		1:51.402	32.361	48.823	30.218	244.3	25:55.689
15		1:50.573	32.363	48.616	29.594	242.1	27:46.262

**99**

Rui Andrade

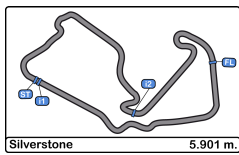
Dallara F317 HWA

R

Drivex School

Lap	D	Time	Sector 1	Sector 2	Sector 3	T. Spd	Elapsed
1		2:02.841	39.080	52.205	31.556	245.4	2:02.841
2		1:53.353	33.974	49.206	30.173	238.9	3:56.194
3		1:52.436	33.387	48.970	30.079	238.9	5:48.630
4		1:51.930	33.239	48.699	29.992	238.4	7:40.560
5		1:51.689	33.062	48.667	29.960	241.6	9:32.249
6		1:51.482	33.082	48.473	29.927	241.0	11:23.731
7		<b>1:51.053</b>	<b>32.771</b>	48.401	<b>29.881</b>	241.6	13:14.784
8		1:51.305	32.973	48.416	29.916	240.5	15:06.089
9		1:51.353	32.798	48.550	30.005	242.1	16:57.442
10		1:51.195	32.892	48.377	29.926	241.0	18:48.637
11		1:51.362	33.062	<b>48.348</b>	29.952	240.5	20:39.999
12		1:51.699	32.931	48.662	30.106	242.6	22:31.698
13		1:51.837	32.994	48.705	30.138	244.3	24:23.535
14		1:51.718	33.064	48.716	29.938	242.6	26:15.253
15		1:51.725	32.998	48.653	30.074	242.1	28:06.978





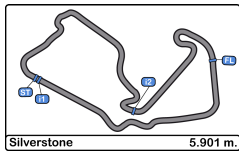
**Silverstone**  
**Euroformula Open**  
**Race - 2**  
**Analysis by Lap**



Num	Lap Time	Gap	Num	Lap Time	Gap	Num	Lap Time	Gap	Num	Lap Time	Gap	Num	Lap Time	Gap
<b>Lap 1</b>			18	1:51.433	08.361	31	1:50.367	02.522	20	1:51.325	17.204	31	1:50.581	04.281
14	1:53.675		20	1:51.972	09.611	33	1:50.242	03.404	99	1:51.305	18.533	33	1:50.620	04.788
25	1:54.672	00.997	26	1:51.552	09.871	63	1:50.966	06.337	29	1:57.837	1:00.062	63	1:50.709	05.194
30	1:55.289	01.614	99	1:52.436	13.340	30	1:52.081	06.984	12	1:53.763	3 Laps	30	1:50.677	08.291
31	1:55.845	02.170	29	1:57.132	23.584	21	1:51.384	09.370	<b>Num Lap Time Gap</b>			21	1:51.878	15.542
33	1:56.447	02.772	<b>Num Lap Time Gap</b>			8	1:51.108	09.900	<b>Lap 9</b>			18	1:51.892	16.055
63	1:58.693	05.018	<b>Lap 4</b>			18	1:51.077	10.307	14	1:50.356		8	1:52.821	16.603
21	1:58.977	05.302	14	1:50.901		26	1:50.894	11.855	25	1:50.874	03.084	26	1:51.704	17.083
8	1:59.504	05.829	25	1:50.950	01.029	20	1:51.869	15.165	31	1:50.961	03.633	20	1:51.484	20.817
18	1:59.836	06.161	31	1:50.591	02.804	99	1:51.482	16.923	33	1:50.709	03.924	99	1:51.362	21.467
20	2:00.975	07.300	33	1:50.869	03.475	29	1:57.975	45.349	63	1:49.873	04.755	29	1:56.745	1:19.116
26	2:02.070	08.395	30	1:51.928	04.805	12	1:54.908	3 Laps	30	1:50.455	07.606	12	1:56.896	3 Laps
99	2:02.841	09.166	63	1:52.065	05.232	<b>Num Lap Time Gap</b>			21	1:51.494	12.513	<b>Num Lap Time Gap</b>		
29	2:04.645	10.970	21	1:51.548	07.406	<b>Lap 7</b>			8	1:51.454	12.822	<b>Lap 12</b>		
12	2:25.171	31.496	21	1:51.548	07.406	14	1:50.284		18	1:51.181	13.216	14	1:50.458	
<b>Num Lap Time Gap</b>			8	1:51.517	08.059	25	1:50.656	02.048	26	1:51.217	14.072	25	1:50.419	03.576
<b>Lap 2</b>			18	1:51.033	08.493	31	1:50.419	02.657	20	1:51.602	18.450	31	1:50.416	04.239
14	1:50.760		26	1:51.435	10.405	33	1:50.212	03.332	99	1:51.353	19.530	33	1:50.374	04.704
25	1:50.888	01.125	20	1:53.580	12.290	63	1:49.891	05.944	29	1:56.608	1:06.314	63	1:50.555	05.291
30	1:50.826	01.680	99	1:51.930	14.369	30	1:50.809	07.509	12	1:54.592	3 Laps	30	1:50.116	07.949
31	1:51.065	02.475	29	1:57.503	30.186	21	1:51.471	10.557	<b>Num Lap Time Gap</b>			21	1:51.310	16.394
33	1:51.157	03.169	<b>Num Lap Time Gap</b>			8	1:51.262	10.878	<b>Lap 10</b>			18	1:51.115	16.712
63	1:49.969	04.227	<b>Lap 5</b>			18	1:51.710	11.733	14	1:50.408		8	1:51.279	17.424
21	1:51.530	06.072	14	1:50.230		26	1:50.965	12.536	25	1:50.692	03.368	26	1:51.587	18.212
8	1:51.910	06.979	25	1:50.654	01.453	20	1:51.462	16.343	31	1:50.687	03.912	20	1:51.856	22.215
18	1:52.382	07.783	31	1:49.968	02.542	99	1:51.053	17.692	33	1:50.864	04.380	99	1:51.699	22.708
20	1:51.954	08.494	33	1:50.304	03.549	29	1:57.624	52.689	63	1:50.350	04.697	29	1:56.107	1:24.765
26	1:51.539	09.174	30	1:50.715	05.290	12	1:54.510	3 Laps	30	1:50.628	07.826	12	1:51.844	3 Laps
99	1:53.353	11.759	63	1:50.756	05.758	<b>Num Lap Time Gap</b>			21	1:51.771	13.876	<b>Num Lap Time Gap</b>		
29	1:57.097	17.307	21	1:51.197	08.373	<b>Lap 8</b>			8	1:51.580	13.994	<b>Lap 13</b>		
<b>Num Lap Time Gap</b>			8	1:51.350	09.179	14	1:50.464		18	1:51.567	14.375	14	1:50.064	
<b>Lap 3</b>			18	1:51.354	09.617	25	1:50.982	02.566	26	1:51.927	15.591	25	1:50.356	03.868
14	1:50.855		26	1:51.173	11.348	31	1:50.835	03.028	20	1:51.503	19.545	31	1:50.105	04.280
25	1:50.710	00.980	20	1:51.623	13.683	33	1:50.703	03.571	99	1:51.195	20.317	33	1:50.246	04.886
31	1:51.494	03.114	99	1:51.689	15.828	63	1:49.758	05.238	29	1:56.677	1:12.583	63	1:50.006	05.233
33	1:51.193	03.507	29	1:57.805	37.761	30	1:50.462	07.507	12	1:58.460	3 Laps	30	1:49.852	07.737
30	1:52.953	03.778	12	7:43.847	3 Laps	21	1:51.282	11.375	<b>Num Lap Time Gap</b>			21	1:51.185	17.515
63	1:50.696	04.068	<b>Num Lap Time Gap</b>			8	1:51.310	11.724	<b>Lap 11</b>			18	1:51.317	17.965
21	1:51.542	06.759	<b>Lap 6</b>			18	1:51.122	12.391	14	1:50.212		8	1:50.965	18.325
8	1:51.319	07.443	14	1:50.387		26	1:51.139	13.211	25	1:50.459	03.615	26	1:51.236	19.384
			25	1:50.610	01.676									







**Silverstone**  
**Euroformula Open**  
**Race - 2**  
**Analysis by Lap**



Num	Lap Time	Gap
20	1:51.945	24.096
99	1:51.837	24.481
12	1:53.350	3 Laps
29	1:57.010	1:31.711

Num	Lap Time	Gap
-----	----------	-----

**Lap 14**

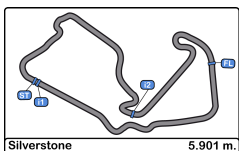
14	1:50.240	
33	1:51.069	05.715
31	1:51.968	06.008
63	1:51.402	06.395
25	1:53.916	07.544
30	1:50.135	07.632
21	1:51.080	18.355
18	1:51.012	18.737
8	1:51.083	19.168
26	1:51.174	20.318
20	1:51.768	25.624
99	1:51.718	25.959
12	1:52.891	3 Laps
29	1:56.731	1:38.202

Num	Lap Time	Gap
-----	----------	-----

**Lap 15**

14	1:50.118	
33	1:50.420	06.017
63	1:50.573	06.850
31	1:51.487	07.377
30	1:50.649	08.163
25	1:56.065	13.491
21	1:51.381	19.618
18	1:51.259	19.878
8	1:51.421	20.471
26	1:50.872	21.072
20	1:51.672	27.178
99	1:51.725	27.566
12	1:50.588	3 Laps
29	1:57.014	1:45.098



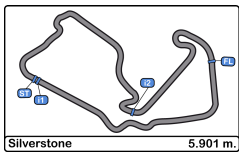


Silverstone  
Euroformula Open  
Race - 2  
Best Sectors Results



Sector - 1				Sector - 2				Sector - 3				Ideal Lap vs Best Lap				
Clas	Nº	Driver	Time	Nº	Driver	Time	Nº	Driver	Time	Clas	Nº	Driver	Ideal Lap	Best Lap	Clas	
1	63	Nicolai Kjaergaard	32.037	63	Nicolai Kjaergaard	47.878	63	Nicolai Kjaergaard	29.582	1	63	Nicolai Kjaergaard	1:49.497	1:49.758	1	
2	30	Dennis Hauger	32.266	31	Billy Monger	47.946	30	Dennis Hauger	29.625	2	30	Dennis Hauger	1:49.849	1:49.852	2	
3	31	Billy Monger	32.312	30	Dennis Hauger	47.958	33	Enaam Ahmed	29.660	3	31	Billy Monger	1:49.943	1:49.968	3	
4	14	Toshiko Oyu	32.322	33	Enaam Ahmed	48.001	31	Billy Monger	29.685	4	14	Toshiko Oyu	1:50.054	1:50.064	4	
5	25	Cameron Das	32.386	14	Toshiko Oyu	48.024	14	Toshiko Oyu	29.708	5	33	Enaam Ahmed	1:50.098	1:50.212	5	
6	33	Enaam Ahmed	32.437	25	Cameron Das	48.047	25	Cameron Das	29.735	6	25	Cameron Das	1:50.168	1:50.356	6	
7	26	Linus Lundqvist	32.452	12	Christian Hahn	48.251	12	Christian Hahn	29.753	7	12	Christian Hahn	1:50.502	1:50.588	7	
8	12	Christian Hahn	32.498	18	Niklas Krütten	48.260	8	Lukas Dunner	29.784	8	26	Linus Lundqvist	1:50.695	1:50.872	8	
9	21	Calan Williams	32.567	99	Rui Andrade	48.348	18	Niklas Krütten	29.817	9	18	Niklas Krütten	1:50.731	1:51.012	10	
10	18	Niklas Krütten	32.654	8	Lukas Dunner	48.384	26	Linus Lundqvist	29.853	10	8	Lukas Dunner	1:50.854	1:50.965	9	
11	8	Lukas Dunner	32.686	26	Linus Lundqvist	48.390	99	Rui Andrade	29.881	11	21	Calan Williams	1:50.988	1:51.080	12	
12	20	Manuel Maldonado	32.738	21	Calan Williams	48.441	21	Calan Williams	29.980	12	99	Rui Andrade	1:51.000	1:51.053	11	
13	99	Rui Andrade	32.771	20	Manuel Maldonado	48.521	20	Manuel Maldonado	30.009	13	20	Manuel Maldonado	1:51.268	1:51.325	13	
14	29	Stuart Wiltshire	34.435	29	Stuart Wiltshire	50.573	29	Stuart Wiltshire	30.877	14	29	Stuart Wiltshire	1:55.885	1:56.107	14	



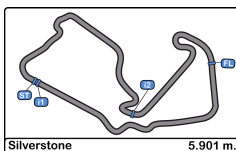


Silverstone  
Euroformula Open  
Race - 2  
Leader Sequence



Nº	Entrant	Nat	Driver	Nat	Cat	Chassis	Team	Start Lap	End Lap	Laps	Total Laps
14	Team Motopark	DEU	Toshiko Oyu	JPN	R	Dallara F317 Spiess	Team Motopark	1	15	15	15



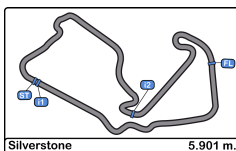


Silverstone  
Euroformula Open  
Race - 2  
Best 5 Lap Times



Cls	Nº	Entrant	Nat	Driver	Nat	Cat	Cls	Chassis - Engine	Team	Best 1		Best 2		Best 3		Best 4		Best 5	
										Time	Lap	Time	Lap	Time	Lap	Time	Lap	Time	Lap
1	63	Carlin Motorsport	GBR	Nicolai Kjaergaard	DNK	R	1	Dallara F317 Spiess	Carlin Motorsport	1:49.758	8	1:49.873	9	1:49.891	7	1:49.969	2	1:50.006	13
2	30	Team Motopark	DEU	Dennis Hauger	NOR	R	2	Dallara F317 Spiess	Team Motopark	1:49.852	13	1:50.116	12	1:50.135	14	1:50.455	9	1:50.462	8
3	31	Carlin Motorsport	GBR	Billy Monger	GBR	R	3	Dallara F317 Spiess	Carlin Motorsport	1:49.968	5	1:50.105	13	1:50.367	6	1:50.416	12	1:50.419	7
4	14	Team Motopark	DEU	Toshiko Oyu	JPN	R	4	Dallara F317 Spiess	Team Motopark	1:50.064	13	1:50.118	15	1:50.212	11	1:50.230	5	1:50.240	14
5	33	Team Motopark	DEU	Enaam Ahmed	GBR			Dallara F317 Spiess	Team Motopark	1:50.212	7	1:50.242	6	1:50.246	13	1:50.304	5	1:50.374	12
6	25	Team Motopark	DEU	Cameron Das	USA			Dallara F317 Spiess	Team Motopark	1:50.356	13	1:50.419	12	1:50.459	11	1:50.610	6	1:50.654	5
7	12	Carlin Motorsport	GBR	Christian Hahn	BRA			Dallara F317 Spiess	Carlin Motorsport	1:50.588	12	1:51.844	9	1:52.891	11	1:53.350	10	1:53.763	5
8	26	Double R	GBR	Linus Lundqvist	SWE	R	5	Dallara F317 HWA	Double R	1:50.872	15	1:50.894	6	1:50.965	7	1:51.139	8	1:51.173	5
9	8	Teo Martin Motorsport	ESP	Lukas Dunner	AUT			Dallara F317 HWA	Teo Martin Motorsport	1:50.965	13	1:51.083	14	1:51.108	6	1:51.262	7	1:51.279	12
10	18	Team Motopark	DEU	Niklas Krütten	DEU	R	6	Dallara F317 Spiess	Team Motopark	1:51.012	14	1:51.033	4	1:51.077	6	1:51.115	12	1:51.122	8
11	99	Drivex School	ESP	Rui Andrade	AGO	R	7	Dallara F317 HWA	Drivex School	1:51.053	7	1:51.195	10	1:51.305	8	1:51.353	9	1:51.362	11
12	21	Fortec Motorsport	GBR	Calan Williams	AUS			Dallara F317 HWA	Fortec Motorsport	1:51.080	14	1:51.185	13	1:51.197	5	1:51.282	8	1:51.310	12
13	20	Fortec Motorsport	GBR	Manuel Maldonado	VEN	R	8	Dallara F317 HWA	Fortec Motorsport	1:51.325	8	1:51.462	7	1:51.484	11	1:51.503	10	1:51.602	9
14	29	Stuart Wiltshire / CF	GBR	Stuart Wiltshire	GBR	R	9	Dallara F317 HWA	CF Racing	1:56.107	12	1:56.608	9	1:56.677	10	1:56.731	14	1:56.745	11



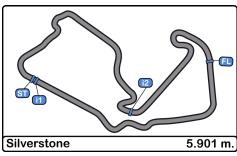


**Silverstone**  
**Euroformula Open**  
**Race - 2**  
**Best 5 Top Speeds**



Cls	Nº	Entrant	Nat	Driver	Nat	Cat	Cls	Chassis - Engine	Team	Top 1		Top 2		Top 3		Top 4		Top 5		Avg
										Km/h	Lap	Km/h	Lap	Km/h	Lap	Km/h	Lap	Km/h	Lap	
1	63	Carlin Motorsport	GBR	Nicolai Kjaergaard	DNK	R	1	Dallara F317 Spiess	Carlin Motorsport	246.5	13	245.4	6	244.3	10	244.3	12	244.3	14	245.0
2	18	Team Motopark	DEU	Niklas Krütten	DEU	R	2	Dallara F317 Spiess	Team Motopark	246.0	1	244.3	2	243.7	6	243.7	7	243.2	5	244.2
3	21	Fortec Motorsport	GBR	Calan Williams	AUS			Dallara F317 HWA	Fortec Motorsport	245.4	1	238.4	2	238.4	5	238.4	6	237.8	7	239.7
4	99	Drivex School	ESP	Rui Andrade	AGO	R	3	Dallara F317 HWA	Drivex School	245.4	1	244.3	13	242.6	12	242.6	14	242.1	9	243.4
5	20	Fortec Motorsport	GBR	Manuel Maldonado	VEN	R	4	Dallara F317 HWA	Fortec Motorsport	244.8	1	240.0	3	238.4	2	238.4	7	237.8	5	239.9
6	26	Double R	GBR	Linus Lundqvist	SWE	R	5	Dallara F317 HWA	Double R	244.8	11	242.1	8	241.6	13	241.0	1	241.0	10	242.1
7	33	Team Motopark	DEU	Enaam Ahmed	GBR			Dallara F317 Spiess	Team Motopark	244.3	9	243.2	13	242.6	12	242.1	8	242.1	10	242.9
8	12	Carlin Motorsport	GBR	Christian Hahn	BRA			Dallara F317 Spiess	Carlin Motorsport	243.2	1	236.3	9	234.7	2	234.7	4	234.7	12	236.7
9	31	Carlin Motorsport	GBR	Billy Monger	GBR	R	6	Dallara F317 Spiess	Carlin Motorsport	242.1	9	242.1	14	241.6	3	241.0	8	241.0	13	241.6
10	8	Teo Martin Motorsport	ESP	Lukas Dunner	AUT			Dallara F317 HWA	Teo Martin Motorsport	241.6	14	241.0	8	241.0	12	241.0	13	241.0	15	241.1
11	30	Team Motopark	DEU	Dennis Hauger	NOR	R	7	Dallara F317 Spiess	Team Motopark	241.0	5	241.0	7	241.0	14	241.0	15	240.5	1	240.9
12	25	Team Motopark	DEU	Cameron Das	USA			Dallara F317 Spiess	Team Motopark	240.5	5	240.0	1	240.0	6	240.0	7	239.4	9	240.0
13	14	Team Motopark	DEU	Toshiko Oyu	JPN	R	8	Dallara F317 Spiess	Team Motopark	238.9	6	237.3	5	237.3	7	237.3	8	237.3	14	237.6
14	29	Stuart Wiltshire / CF	GBR	Stuart Wiltshire	GBR	R	9	Dallara F317 HWA	CF Racing	234.2	1	231.7	13	231.2	2	230.7	5	230.7	6	231.7





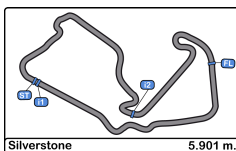
Silverstone  
Euroformula Open  
Race - 2  
Fastest Laps Sequence



Lap	Time of Day	Session Time	Nº	Entrant	Nat	Driver	Nat	Cat	Chassis - Engine	Team	Time	Km/h
2	14:01:59.889	3:44.889	14	Team Motopark	DEU	Toshiko Oyu	JPN	R	Dallara F317 Spiess	Team Motopark	1:50.760	191.7
2	14:02:04.116	3:49.116	63	Carlin Motorsport	GBR	Nicolai Kjaergaard	DNK	R	Dallara F317 Spiess	Carlin Motorsport	1:49.969	193.1
5	14:07:34.417	9:19.417	31	Carlin Motorsport	GBR	Billy Monger	GBR	R	Dallara F317 Spiess	Carlin Motorsport	1:49.968	193.1
7	14:11:18.490	13:03.490	63	Carlin Motorsport	GBR	Nicolai Kjaergaard	DNK	R	Dallara F317 Spiess	Carlin Motorsport	1:49.891	193.3
8	14:13:08.248	14:53.248	63	Carlin Motorsport	GBR	Nicolai Kjaergaard	DNK	R	Dallara F317 Spiess	Carlin Motorsport	1:49.758	193.5





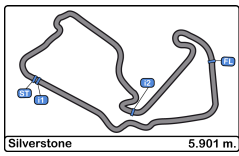


**Silverstone**  
**Euroformula Open**  
**Race - 2**  
**Event Best Maximum Speed**



Nº	Entrant	Nat	Driver	Nat	Cat	Clas	Chassis - Engine	Team	Km/h	Session
63	Carlin Motorsport		Nicolai Kjaergaard		R	1	Dallara F317 Spiess	Carlin Motorsport	246.5	Race - 2
12	Carlin Motorsport		Christian Hahn				Dallara F317 Spiess	Carlin Motorsport	246.0	Race - 1
18	Team Motopark		Niklas Krütten		R	2	Dallara F317 Spiess	Team Motopark	246.0	Race - 2
21	Fortec Motorsport		Calan Williams				Dallara F317 HWA	Fortec Motorsport	245.4	Race - 2
99	Drivex School		Rui Andrade		R	3	Dallara F317 HWA	Drivex School	245.4	Race - 2
20	Fortec Motorsport		Manuel Maldonado		R	4	Dallara F317 HWA	Fortec Motorsport	244.8	Race - 2
26	Double R		Linus Lundqvist		R	5	Dallara F317 HWA	Double R	244.8	Race - 2
33	Team Motopark		Enaam Ahmed				Dallara F317 Spiess	Team Motopark	244.3	Race - 2
30	Team Motopark		Dennis Hauger		R	6	Dallara F317 Spiess	Team Motopark	243.7	Race - 1
25	Team Motopark		Cameron Das				Dallara F317 Spiess	Team Motopark	243.2	Race - 1
31	Carlin Motorsport		Billy Monger		R	7	Dallara F317 Spiess	Carlin Motorsport	242.1	Race - 2
14	Team Motopark		Toshiko Oyu		R	8	Dallara F317 Spiess	Team Motopark	241.6	Race - 1
8	Teo Martin Motorsport		Lukas Dunner				Dallara F317 HWA	Teo Martin Motorsport	241.6	Race - 2
29	Stuart Wiltshire / CF		Stuart Wiltshire		R	9	Dallara F317 HWA	CF Racing	235.2	Race - 1
55	Double R		Jamie Chadwick				Dallara F317 HWA	Double R	230.2	Free Practice - 2





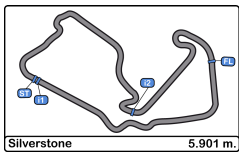
Silverstone  
Euroformula Open  
Race - 2  
Lap Chart



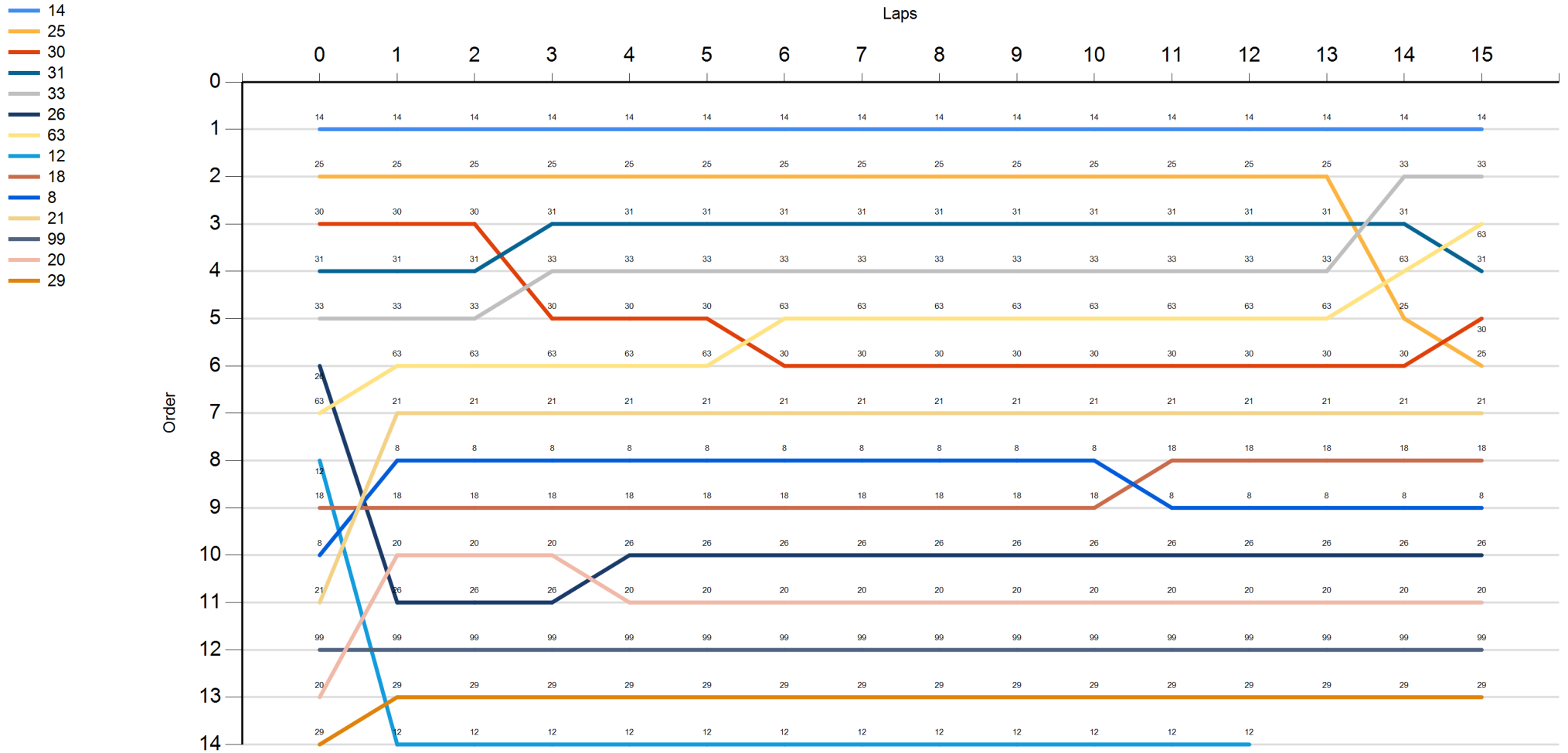
LAP

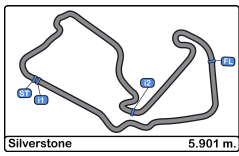
Nr	Po	Grid	1	2	3	4	5	6	7	8	9	10	11	12	13	14	15
14	<b>1</b>	14	14	14	14	14	14	14	14	14	14	14	14	14	14	14	14
25	<b>2</b>	25	25	25	25	25	25	25	25	25	25	25	25	25	25	33	33
30	<b>3</b>	30	30	30	31	31	31	31	31	31	31	31	31	31	31	31	63
31	<b>4</b>	31	31	31	33	33	33	33	33	33	33	33	33	33	33	63	31
33	<b>5</b>	33	33	33	30	30	30	63	63	63	63	63	63	63	63	25	30
26	<b>6</b>	26	63	63	63	63	63	30	30	30	30	30	30	30	30	30	25
63	<b>7</b>	63	21	21	21	21	21	21	21	21	21	21	21	21	21	21	21
12	<b>8</b>	12	8	8	8	8	8	8	8	8	8	8	18	18	18	18	18
18	<b>9</b>	18	18	18	18	18	18	18	18	18	18	18	8	8	8	8	8
8	<b>10</b>	8	20	20	20	26	26	26	26	26	26	26	26	26	26	26	26
21	<b>11</b>	21	26	26	26	20	20	20	20	20	20	20	20	20	20	20	20
99	<b>12</b>	99	99	99	99	99	99	99	99	99	99	99	99	99	99	99	99
20	<b>13</b>	20	29	29	29	29	29	29	29	29	29	29	29	29	29	29	29
29	<b>14</b>	29	12	12	12	12	12	12	12	12	12	12	12	12	12	12	12





Silverstone  
Euroformula Open  
Race - 2  
Graphic Lap Chart



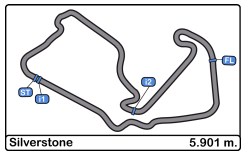


Silverstone  
Euroformula Open  
Race - 2  
Pit Stop Analysis



Nr.	In Day Time	Entrant	Nat	Driver	Nat	Cat	Chassis - Engine	Team	In Time	Stop N°	Pit Time	Handicap	Penalty
12	14:00:37.891	Carlin Motorsport		Christian Hahn			Dallara F317 Spiess	Carlin Motorsport	2:22.437	1	5:49.061		

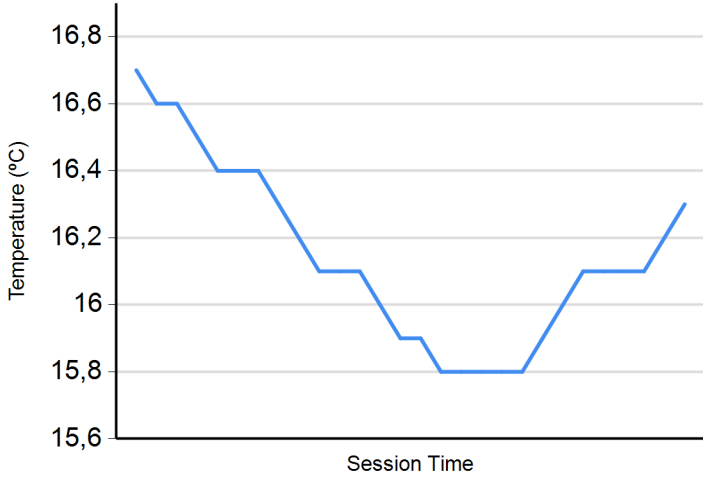




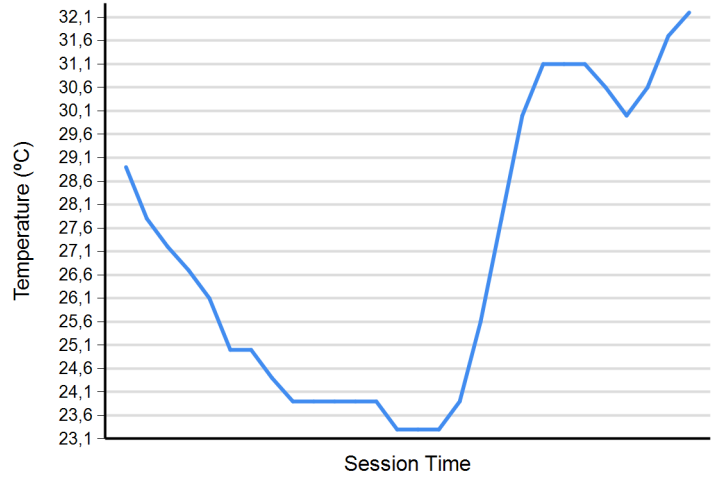
**Silverstone**  
**Euroformula Open**  
**Race - 2**  
**Weather Report**



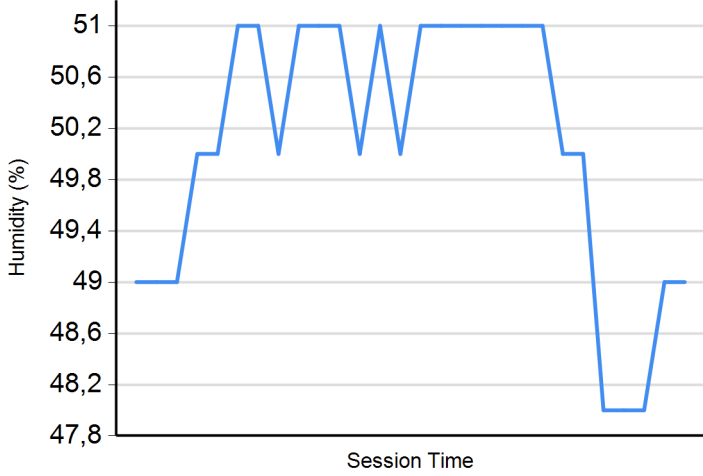
**Air Temperature**



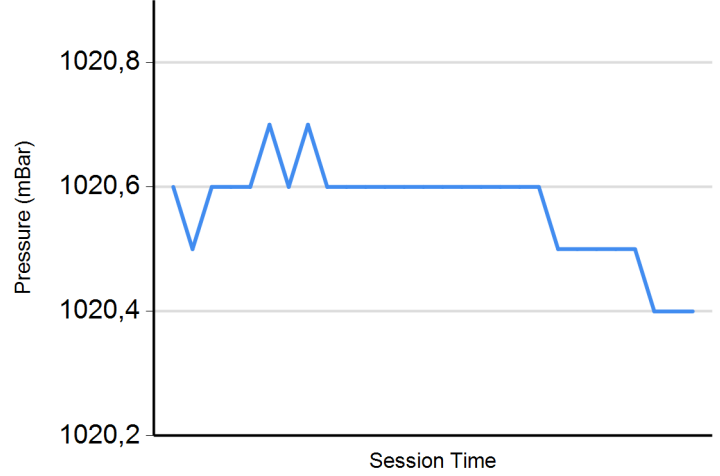
**Track Temperature**



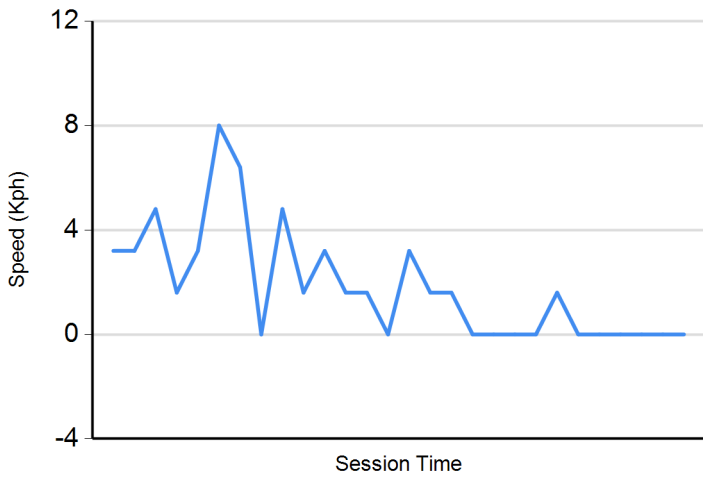
**Humidity**



**Pressure**



**Wind Speed**



**Wind direction**

North = 0°/360° Est = 90° South = 180° West = 270°

