

Silverstone
GT Cup Open Europe
Qualifying - 1 Driver - 1
Provisional Results



Cls	Nº	Entrant/Team	Nat	Driver 1	Nat	Driver 2	Nat	Vehicle	Cat	Cls	Laps	Best	Time	Gap	Interval	Km/h
1	27	Vincenzo Sospiri Racing	ITA	JP Mauro	BRA	Rodolfo Toni	BRA	Lamborghini Huracan Super Trofeo Evo	AM	1	8	7	2:05.317			169.5
2	12	Antonelli MotorSport	ITA	Glauco Solieri	ITA			Lamborghini Huracan Super Trofeo Evo	AM	2	5	4	2:05.684	0.367	0.367	169.0
3	22	Niki Leutwiler/P2 OBERER ZURICHSEE by TFT	CHE	Niki Leutwiler	CHE			Porsche 911 Cup MY 2018	AM	3	9	3	2:07.138	1.821	1.454	167.0
4	3	EMG Motorsport	BEL	Nicolas Vandierendonck	BEL	Bas Schouten	NLD	Porsche 991 Cup MY 2018	PROAM	1	10	7	2:07.221	1.904	0.083	166.9
5	6	Vincenzo Sospiri Racing	ITA	Hans-Peter Koller	CHE	Edoardo Liberati	ITA	Lamborghini Huracan Super Trofeo Evo	PROAM	2	10	9	2:07.422	2.105	0.201	166.7
6	10	Baporo Motorsport	ESP	Daniel Diaz-Varela	ESP	Manel Cerqueda	AND	Audi R8 LMS	AM	4	10	7	2:07.518	2.201	0.096	166.5
7	18	Teo Martin Motorsport	ESP	Guillem Pujeu	ESP	Faust Salom	ESP	McLaren 570S	PROAM	3	10	6	2:07.578	2.261	0.060	166.5
8	37	EMG Motorsport	BEL	John De Wilde	BEL			Porsche 991 Cup MY 2018	AM	5	10	7	2:07.796	2.479	0.218	166.2
9	35	Optimum Motorsport	GBR	Connor O'Brien	IRL	Charlie Eastwood	IRL	Aston Martin Vantage AMR	PROAM	4	8	7	2:07.799	2.482	0.003	166.2
10	13	Baporo Motorsport	ESP	Jaume Font	AND	Joan Vinyes	AND	Porsche 991 Cup MY 2018	AM	6	10	9	2:07.959	2.642	0.160	166.0
11	32	Victor Colome/Three Sixty Racing Team	ESP	Fernando Fortes	BRA	Guilherme Reischl	BRA	Mercedes AMG GT4 HP	AM	7	9	5	2:08.466	3.149	0.507	165.3
12	7	Teo Martin Motorsport	ESP	Marc De Fulgencio	ESP	Thiago Vivacqua	BRA	McLaren 570S	PROAM	5	10	4	2:08.575	3.258	0.109	165.2
13	81	Tsunami RT	ITA	Lino Curti	ITA	Carlo Curti	ITA	Porsche 991 Cup MY 2018	PROAM	6	10	7	2:08.688	3.371	0.113	165.0
14	2	Sports and You	PRT	Marcio Basso	BRA	Guilherme Salas	BRA	Mercedes AMG GT4 HP	PROAM	7	10	9	2:09.618	4.301	0.930	163.8
15	72	Christopher Murphy/Whitebridge Motorsport	GBR	Christopher Murphy	GBR	Adam Hatfield	GBR	Aston Martin Vantage MY 2016	AM	8	6	5	2:11.580	6.263	1.962	161.4
16	71	Martinet By Almeras	FRA	Pierre Martinet	FRA	G�rard Tremblay	FRA	Porsche 991 Cup MY 2017	AM	9	10	4	2:17.021	11.704	5.441	155.0

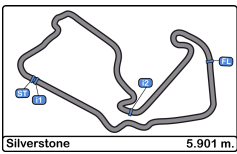
CAR 18 TIME 2:07.771 DELETED TRACK LIMITS AT T7
 CAR 37 TIME 2:08.053 DELETED TRACK LIMITS AT T7
 CAR 18 TIME 2:07.505 DELETED TRACK LIMITS AT T 1 AND 7

Published at:.....

Track Temp: 15.6 °C Air Temp: 13.1 °C Humidity: 78 % Track Status: DRY

Stewards:	Race Director:	Timekeeper: 
------------------	-----------------------	--





Silverstone
GT Cup Open Europe
Qualifying - 1 Driver - 1
Provisional Results by Class



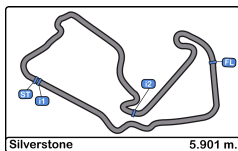
Cls	Nº	Entrant/Team	Nat	Driver 1	Nat	Driver 2	Nat	Vehicle	Cat	Cls	Laps	Best	Time	Gap	Interval	Km/h
PROAM																
1	3	EMG Motorsport	BEL	Nicolas Vandierendonck	BEL	Bas Schouten	IND	Porsche 991 Cup MY 2018	PROAM	1	10	7	2:07.221			166.9
2	6	Vincenzo Sospiri Racing	ITA	Hans-Peter Koller	CHE	Edoardo Liberati	ITA	Lamborghini Huracan Super Trofeo Evo	PROAM	2	10	9	2:07.422	0.201	0.201	166.7
3	18	Teo Martin Motorsport	ESP	Guillem Pujeu	ESP	Faust Salom	ESP	McLaren 570S	PROAM	3	10	6	2:07.578	0.357	0.156	166.5
4	35	Optimum Motorsport	GBR	Connor O'Brien	IRL	Charlie Eastwood	IRL	Aston Martin Vantage AMR	PROAM	4	8	7	2:07.799	0.578	0.221	166.2
5	7	Teo Martin Motorsport	ESP	Marc De Fulgencio	ESP	Thiago Vivacqua	BRA	McLaren 570S	PROAM	5	10	4	2:08.575	1.354	0.776	165.2
6	81	Tsunami RT	ITA	Lino Curti	ITA	Carlo Curti	ITA	Porsche 991 Cup MY 2018	PROAM	6	10	7	2:08.688	1.467	0.113	165.0
7	2	Sports and You	FRA	Marcio Basso	BRA	Guilherme Salas	BRA	Mercedes AMG GT4 HP	PROAM	7	10	9	2:09.618	2.397	0.930	163.8
AM																
1	27	Vincenzo Sospiri Racing	ITA	JP Mauro	BRA	Rodolfo Toni	BRA	Lamborghini Huracan Super Trofeo Evo	AM	1	8	7	2:05.317			169.5
2	12	Antonelli MotorSport	ITA	Glauco Solieri	ITA			Lamborghini Huracan Super Trofeo Evo	AM	2	5	4	2:05.684	0.367	0.367	169.0
3	22	Niki Leutwiler/P2 OBERER ZURICHSEE by TFT	CHE	Niki Leutwiler	CHE			Porsche 911 Cup MY 2018	AM	3	9	3	2:07.138	1.821	1.454	167.0
4	10	Baporo Motorsport	ESP	Daniel Diaz-Varela	ESP	Manel Cerqueda	AND	Audi R8 LMS	AM	4	10	7	2:07.518	2.201	0.380	166.5
5	37	EMG Motorsport	BEL	John De Wilde	BEL			Porsche 991 Cup MY 2018	AM	5	10	7	2:07.796	2.479	0.278	166.2
6	13	Baporo Motorsport	ESP	Jaume Font	ESP	Joan Vinyes	AND	Porsche 991 Cup MY 2018	AM	6	10	9	2:07.959	2.642	0.163	166.0
7	32	Victor Colome/Three Sixty Racing Team	ESP	Fernando Fortes	BRA	Guilherme Reischl	BRA	Mercedes AMG GT4 HP	AM	7	9	5	2:08.466	3.149	0.507	165.3
8	72	Christopher Murphy/Whitebridge Motorsport	GBR	Christopher Murphy	GBR	Adam Hatfield	GBR	Aston Martin Vantage MY 2016	AM	8	6	5	2:11.580	6.263	3.114	161.4
9	71	Martinet By Almeras	FRA	Pierre Martinet	FRA	Gérard Tremblay	FRA	Porsche 991 Cup MY 2017	AM	9	10	4	2:17.021	11.704	5.441	155.0

Published at:.....

Track Temp: 15.6 °C Air Temp: 13.1 °C Humidity: 78 % Track Status: DRY

Stewards:	Race Director:	Timekeeper: 
------------------	-----------------------	--





Silverstone
GT Cup Open Europe
Qualifying - 1 Driver - 1
Lap Analysis



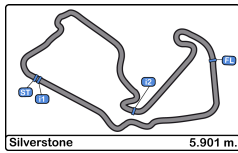
2							10								
1 Marcio Basso			Mercedes AMG GT4 HP				1 Daniel Díaz-Varela			Audi R8 LMS					
PROAM			Sports and You				AM			Baporo Motorsport					
Lap	D	Time	Sector 1	Sector 2	Sector 3	T. Spd	Elapsed	Lap	D	Time	Sector 1	Sector 2	Sector 3	T. Spd	Elapsed
1	1	9:38:37.449	9:36:35.118	1:19.903	42.428	136.3	9:38:37.449	1	1	9:38:16.178	9:36:26.293	1:11.922	37.963	164.8	9:38:16.178
2	1	2:27.957	45.194	1:06.097	36.666	232.2	9:41:05.406	2	1	2:20.207	41.820	1:01.810	36.577	242.1	9:40:36.385
3	1	2:16.638	41.267	1:01.163	34.208	238.4	9:43:22.044	3	1	2:09.672	39.598	56.914	33.160	244.8	9:42:46.057
4	1	2:10.709	39.596	57.344	33.769	240.0	9:45:32.753	4	1	2:08.288	38.543	56.350	33.395	247.7	9:44:54.345
5	1	2:10.256	39.195	57.317	33.744	240.0	9:47:43.009	5	1	2:16.435	39.506	1:01.746	35.183	196.3	9:47:10.780
6	1	2:10.578	39.085	57.624	33.869	241.0	9:49:53.587	6	1	2:08.152	38.631	56.628	32.893	246.0	9:49:18.932
7	1	2:09.668	39.022	56.979	33.667	241.6	9:52:03.255	7	1	2:07.518	38.354	56.395	32.769	246.5	9:51:26.450
8	1	2:17.596	40.998	1:01.433	35.165	237.8	9:54:20.851	8	1	2:18.050	39.725	59.686	38.639	247.1	9:53:44.500
9	1	2:09.618	38.940	57.171	33.507	240.5	9:56:30.469	9	1	2:07.610	39.114	55.867	32.629	246.5	9:55:52.110
10	1	2:46.823 P	47.269	1:09.861	49.693	178.8	9:59:17.292	10	1	2:42.615 P	50.375	1:08.410	43.830	135.8	9:58:34.725

3							12								
1 Nicolas Vandierendonck			Porsche 991 Cup MY 2018				1 Glauco Solieri			Lamborghini Huracan Super Trofeo Evo					
PROAM			EMG Motorsport				AM			Antonelli MotorSport					
Lap	D	Time	Sector 1	Sector 2	Sector 3	T. Spd	Elapsed	Lap	D	Time	Sector 1	Sector 2	Sector 3	T. Spd	Elapsed
1	2	9:37:50.147	9:36:14.554	1:01.585	34.008	223.1	9:37:50.147	1	1	9:38:08.763	9:36:22.009	1:10.594	36.160	160.2	9:38:08.763
2	2	2:08.885	39.138	56.147	33.600	236.3	9:39:59.032	2	2	2:08.977	39.323	56.483	33.171	240.0	9:40:17.740
3	2	2:07.570	38.565	55.843	33.162	237.3	9:42:06.602	3	2	2:06.908	38.340	55.719	32.849	242.1	9:42:24.648
4	2	2:08.645	39.317	56.110	33.218	231.7	9:44:15.247	4	2	2:05.684	37.897	55.065	32.722	243.7	9:44:30.332
5	2	2:07.761	38.513	56.018	33.230	237.3	9:46:23.008	5	2	2:33.439 P	45.361	1:00.755	47.323	164.8	9:47:03.771
6	2	2:07.706	38.462	55.937	33.307	237.8	9:48:30.714	6	2	2:07.221	38.446	55.543	33.232	238.9	9:50:37.935
7	2	2:11.909	40.792	57.977	33.140	205.3	9:52:49.844	7	2	2:07.620	38.859	55.600	33.161	236.8	9:54:57.464
8	2	2:07.620	38.859	55.600	33.161	236.8	9:54:57.464	8	2	2:36.135 P	45.640	1:08.183	42.312	202.2	9:57:33.599
9	2	2:07.620	38.859	55.600	33.161	236.8	9:54:57.464	9	2	2:07.620	38.859	55.600	33.161	236.8	9:54:57.464
10	2	2:36.135 P	45.640	1:08.183	42.312	202.2	9:57:33.599	10	2	2:36.135 P	45.640	1:08.183	42.312	202.2	9:57:33.599

6							13								
1 Hans-Peter Koller			Lamborghini Huracan Super Trofeo Evo				1 Jaume Font			Porsche 991 Cup MY 2018					
PROAM			Vincenzo Sospiri Racing				AM			Baporo Motorsport					
Lap	D	Time	Sector 1	Sector 2	Sector 3	T. Spd	Elapsed	Lap	D	Time	Sector 1	Sector 2	Sector 3	T. Spd	Elapsed
1	1	9:38:40.338	9:36:26.822	1:25.964	47.552	160.2	9:38:40.338	1	2	9:39:07.238	9:37:22.775	1:08.188	36.275	186.5	9:39:07.238
2	1	2:38.355	51.940	1:08.630	37.785	194.5	9:41:18.693	2	2	2:19.230	43.524	1:00.754	34.952	160.4	9:41:26.468
3	1	2:13.284	41.188	58.455	33.641	236.3	9:43:31.977	3	2	2:09.198	39.129	56.677	33.392	238.4	9:43:35.666
4	1	2:08.015	38.383	56.455	33.177	240.5	9:45:39.992	4	2	2:08.302	38.586	56.466	33.250	239.4	9:45:43.968
5	1	2:07.490	38.161	56.208	33.121	240.0	9:47:47.482	5	2	2:22.078	48.520	59.308	34.250	173.3	9:48:06.046
6	1	2:07.928	38.660	56.068	33.200	241.0	9:49:55.410	6	2	2:08.490	38.792	56.459	33.239	238.4	9:50:14.536
7	1	2:07.980	37.987	56.516	33.477	241.6	9:52:03.390	7	2	2:15.298	38.913	59.129	37.256	238.9	9:52:29.834
8	1	2:08.044	38.424	56.387	33.233	241.0	9:54:11.434	8	2	2:08.389	38.781	56.251	33.357	238.9	9:54:38.223
9	1	2:07.422	38.156	56.359	32.907	240.5	9:56:18.856	9	2	2:07.959	38.728	56.062	33.169	238.9	9:56:46.182
10	1	2:55.986 P	48.409	1:09.746	57.831	214.2	9:59:14.842	10	2	2:42.806 P	47.864	1:11.788	43.154	153.4	9:59:28.988

7							18								
1 Marc De Fulgencio			McLaren 570S				1 Guillem Pujew			McLaren 570S					
PROAM			Teo Martin Motorsport				PROAM			Teo Martin Motorsport					
Lap	D	Time	Sector 1	Sector 2	Sector 3	T. Spd	Elapsed	Lap	D	Time	Sector 1	Sector 2	Sector 3	T. Spd	Elapsed
1	1	9:38:02.081	9:36:20.988	1:06.155	34.938	203.3	9:38:02.081	1	2	9:38:55.107	9:37:08.483	1:06.504	40.120	240.5	9:38:55.107
2	1	2:09.831	39.297	57.185	33.349	244.3	9:40:11.912	2	2	2:36.608	46.786	1:08.149	41.673	187.1	9:41:31.715
3	1	2:09.411	38.867	57.036	33.508	244.3	9:42:21.323	3	2	2:08.247	38.602	56.464	33.181	246.5	9:43:39.962
4	1	2:08.575	38.586	56.563	33.426	244.8	9:44:29.898	4	2	2:07.774	38.294	56.351	33.126	247.1	9:45:47.733
5	1	2:08.882	38.806	56.698	33.378	244.8	9:46:38.780	5	2	2:07.881	38.203	56.582	33.096	247.7	9:47:55.614
6	1	2:21.357	39.103	1:02.992	39.262	242.6	9:49:00.137	6	2	2:07.578	38.325	56.077	33.176	247.7	9:50:03.192
7	1	2:24.809	38.554	1:10.950	35.305	245.4	9:51:24.946	7	2	2:39.967	46.616	1:11.031	42.320	161.1	9:52:43.159
8	1	2:09.239	38.772	56.954	33.513	247.7	9:53:34.185	8	2	2:07.874	38.474	56.520	32.880	245.4	9:54:51.033
9	1	2:09.067	38.541	56.984	33.542	246.5	9:55:43.252	9	2	2:07.505	38.254	56.028	33.223	247.7	9:56:58.538
10	1	2:28.682 P	42.457	1:03.112	43.113	192.5	9:58:11.934	10	2	2:57.410 P	51.201	1:15.006	51.203	154.0	9:59:55.948





Silverstone
GT Cup Open Europe
Qualifying - 1 Driver - 1
Lap Analysis



22 1 Niki Leutwiler Porsche 911 Cup MY 2018
 AM 2 Niki Leutwiler/PZ OBERER ZURICHSEE by TFT

Lap D	Time	Sector 1	Sector 2	Sector 3	T. Spd	Elapsed
1	9:37:45.395	9:36:12.871	59.063	33.461	234.7	9:37:45.395
2	2:07.909	38.257	56.554	33.098	240.0	9:39:53.304
3	2:07.138	38.567	55.617	32.954	236.3	9:42:00.442
4	2:22.205	52.055	56.705	33.445	240.5	9:44:22.647
5	2:07.411	38.625	55.569	33.217	241.0	9:46:30.058
6	2:20.599 P	38.531	57.257	44.811	242.1	9:48:50.657
7	4:42.504	3:12.494	56.104	33.906	240.0	9:53:33.161
8	2:07.249	38.567	55.874	32.808	241.0	9:55:40.410
9	2:26.821 P	41.566	1:00.280	44.975	208.0	9:58:07.231

27 1 JP Mauro Lamborghini Huracan Super Trofeo Evo
 AM 2 Rodolfo Toni Vincenzo Sospiri Racing

Lap D	Time	Sector 1	Sector 2	Sector 3	T. Spd	Elapsed
1	9:38:37.056	9:36:34.043	1:20.251	42.762	141.7	9:38:37.056
2	2:26.346	45.946	1:04.834	35.566	210.9	9:41:03.402
3	2:16.176	42.225	59.986	33.965	227.8	9:43:19.578
4	2:07.371	38.089	56.030	33.252	242.1	9:45:26.949
5	2:05.668	37.654	55.274	32.740	241.6	9:47:32.617
6	2:11.240	37.415	1:00.898	32.927	242.6	9:49:43.857
7	2:05.317	37.616	55.067	32.634	244.3	9:51:49.174
8	2:31.295 P	43.469	1:06.342	41.484	212.1	9:54:20.469

32 1 Fernando Fortes Mercedes AMG GT4 HP
 AM 2 Guilherme Reischl Victor Colome/Three Sixty Racing Team

Lap D	Time	Sector 1	Sector 2	Sector 3	T. Spd	Elapsed
1	9:37:50.053	9:36:03.740	1:08.977	37.336	194.2	9:37:50.053
2	2:14.319	41.807	58.482	34.030	236.8	9:40:04.372
3	2:10.513	39.499	57.190	33.824	240.5	9:42:14.885
4	2:09.739	39.128	56.860	33.751	240.5	9:44:24.624
5	2:08.466	38.692	56.372	33.402	242.1	9:46:33.090
6	2:27.789 P	38.708	1:00.833	48.248	243.2	9:49:00.879
7	3:32.299	1:49.312	1:04.076	38.911	240.5	9:52:33.178
8	2:09.770	39.345	56.943	33.482	240.5	9:54:42.948
9	2:26.457 P	38.822	57.457	50.178	242.1	9:57:09.405

35 1 Connor O'Brien Aston Martin Vantage AMR
 PROAM 2 Charlie Eastwood Optimum Motorsport

Lap D	Time	Sector 1	Sector 2	Sector 3	T. Spd	Elapsed
1	9:37:59.055	9:36:24.903	1:00.256	33.896	193.5	9:37:59.055
2	2:09.595	39.214	56.767	33.614	232.2	9:40:08.650
3	2:14.483 P	38.858	57.032	38.593	232.7	9:42:23.133
4	4:32.477	2:58.324	1:00.204	33.949	227.3	9:46:55.610
5	2:08.599	38.716	56.424	33.459	234.2	9:49:04.209
6	2:08.133	38.422	56.295	33.416	235.2	9:51:12.342
7	2:07.799	38.484	55.995	33.320	235.2	9:53:20.141
8	2:13.854 P	38.587	56.136	39.131	234.7	9:55:33.995

37 1 John De Wilde Porsche 991 Cup MY 2018
 AM 2 EMG Motorsport

Lap D	Time	Sector 1	Sector 2	Sector 3	T. Spd	Elapsed
1	9:37:55.337	9:36:16.059	1:03.665	35.613	204.9	9:37:55.337
2	2:11.140	40.088	57.306	33.746	234.2	9:40:06.477
3	2:08.929	38.752	56.462	33.715	236.3	9:42:15.406
4	2:23.498	46.439	1:03.326	33.733	123.8	9:44:38.904
5	2:08.505	38.692	56.453	33.360	236.8	9:46:47.409
6	2:08.053	38.533	56.190	33.330	236.3	9:48:55.462
7	2:07.796	38.431	56.113	33.252	237.8	9:51:03.258
8	2:19.354 P	38.670	59.587	41.097	237.8	9:53:22.612
9	3:38.677	2:04.447	1:00.700	33.530	233.7	9:57:01.289
10	2:59.448 P	52.969	1:17.749	48.730	128.5	10:00:00.737

71 1 Pierre Martinet Porsche 991 Cup MY 2017
 AM 2 Gérard Tremblay Martinet By Almeras

Lap D	Time	Sector 1	Sector 2	Sector 3	T. Spd	Elapsed
1	9:38:27.253	9:36:32.524	1:14.373	40.356	162.1	9:38:27.253
2	2:23.840	43.731	1:03.312	36.797	233.2	9:40:51.093
3	2:19.766	41.813	1:01.560	36.393	235.2	9:43:10.859
4	2:17.021	41.110	59.852	36.059	236.8	9:45:27.880
5	2:17.816	40.634	1:01.523	35.659	237.8	9:47:45.696
6	2:18.291	41.393	1:00.699	36.199	240.0	9:50:03.987
7	2:17.055	41.180	1:00.175	35.700	236.8	9:52:21.042
8	2:17.860	41.322	1:00.386	36.152	237.8	9:54:38.902
9	2:17.740	41.132	1:00.613	35.995	238.4	9:56:56.642
10	2:43.314 P	46.876	1:05.515	50.923	224.0	9:59:39.956

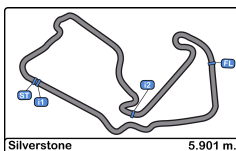
72 1 Christopher Murphy Aston Martin Vantage MY 2016
 AM 2 Adam Hatfield Christopher Murphy/Whitebridge Motorsport

Lap D	Time	Sector 1	Sector 2	Sector 3	T. Spd	Elapsed
1	9:38:44.969	9:36:41.314	1:21.236	42.419	137.7	9:38:44.969
2	2:19.550	44.414	1:00.175	34.961	236.8	9:41:04.519
3	2:24.337	41.335	1:07.873	35.129	233.7	9:43:28.856
4	2:12.108	39.715	57.885	34.508	240.5	9:45:40.964
5	2:11.580	39.550	57.803	34.227	237.8	9:47:52.544
6	2:36.009 P	43.657	1:06.310	46.042	191.4	9:50:28.553

81 1 Lino Curti Porsche 991 Cup MY 2018
 PROAM 2 Carlo Curti Tsunami RT

Lap D	Time	Sector 1	Sector 2	Sector 3	T. Spd	Elapsed
1	9:38:20.617	9:36:20.020	1:16.396	44.201	141.7	9:38:20.617
2	2:13.658	40.840	57.962	34.856	235.2	9:40:34.275
3	2:10.150	39.408	56.963	33.779	235.8	9:42:44.425
4	2:09.584	39.070	56.799	33.715	237.3	9:44:54.009
5	2:08.868	38.725	56.473	33.670	237.8	9:47:02.877
6	2:11.163	39.350	57.406	34.407	237.8	9:49:14.040
7	2:08.688	38.917	56.067	33.704	240.0	9:51:22.728
8	2:13.506	41.961	57.036	34.509	240.5	9:53:36.234
9	2:08.815	39.206	56.149	33.460	238.4	9:55:45.049
10	2:28.941 P	43.387	1:02.690	42.864	223.6	9:58:13.990



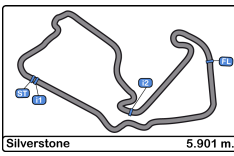


Silverstone
GT Cup Open Europe
Qualifying - 1 Driver - 1
Best Sectors Results



Sector - 1				Sector - 2				Sector - 3				Ideal Lap vs Best Lap				
Clas	Nº	Driver	Time	Nº	Driver	Time	Nº	Driver	Time	Clas	Nº	Driver	Ideal Lap	Best Lap	Clas	
1	27	JP Mauro	37.415	12	Glauco Solieri	55.065	10	Daniel Díaz-Varela	32.629	1	27	JP Mauro	2:05.116	2:05.317	1	
2	12	Glauco Solieri	37.897	27	JP Mauro	55.067	27	JP Mauro	32.634	2	12	Glauco Solieri	2:05.684	2:05.684	2	
3	6	Hans-Peter Koller	37.987	3	Bas Schouten	55.543	12	Glauco Solieri	32.722	3	22	Niki Leutwiler	2:06.634	2:07.138	3	
4	18	Faust Salom	38.203	22	Niki Leutwiler	55.569	22	Niki Leutwiler	32.808	4	10	Daniel Díaz-Varela	2:06.850	2:07.518	6	
5	22	Niki Leutwiler	38.257	10	Daniel Díaz-Varela	55.867	18	Faust Salom	32.880	5	6	Hans-Peter Koller	2:06.962	2:07.422	5	
6	10	Daniel Díaz-Varela	38.354	35	Charlie Eastwood	55.995	6	Hans-Peter Koller	32.907	6	18	Faust Salom	2:07.111	2:07.578	7	
7	35	Charlie Eastwood	38.422	18	Faust Salom	56.028	3	Bas Schouten	33.140	7	3	Bas Schouten	2:07.129	2:07.221	4	
8	37	John De Wilde	38.431	13	Joan Vinyes	56.062	13	Joan Vinyes	33.169	8	35	Charlie Eastwood	2:07.737	2:07.799	9	
9	3	Bas Schouten	38.446	81	Lino Curti	56.067	37	John De Wilde	33.252	9	37	John De Wilde	2:07.796	2:07.796	8	
10	7	Marc De Fulgencio	38.541	6	Hans-Peter Koller	56.068	35	Charlie Eastwood	33.320	10	13	Joan Vinyes	2:07.817	2:07.959	10	
11	13	Joan Vinyes	38.586	37	John De Wilde	56.113	7	Marc De Fulgencio	33.349	11	81	Lino Curti	2:08.252	2:08.688	13	
12	32	Fernando Fortes	38.692	32	Fernando Fortes	56.372	32	Fernando Fortes	33.402	12	7	Marc De Fulgencio	2:08.453	2:08.575	12	
13	81	Lino Curti	38.725	7	Marc De Fulgencio	56.563	81	Lino Curti	33.460	13	32	Fernando Fortes	2:08.466	2:08.466	11	
14	2	Marcio Basso	38.940	2	Marcio Basso	56.979	2	Marcio Basso	33.507	14	2	Marcio Basso	2:09.426	2:09.618	14	
15	72	Adam Hatfield	39.550	72	Adam Hatfield	57.803	72	Adam Hatfield	34.227	15	72	Adam Hatfield	2:11.580	2:11.580	15	
16	71	Gérard Tremblay	40.634	71	Gérard Tremblay	59.852	71	Gérard Tremblay	35.659	16	71	Gérard Tremblay	2:16.145	2:17.021	16	



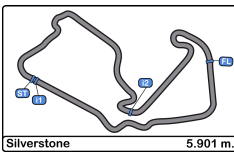


Silverstone
GT Cup Open Europe
Qualifying - 1 Driver - 1
Best 5 Lap Times



Cl	Nº	Entrant/Team	Nat	Driver 1	Nat	Status	Driver 2	Nat	Status	Vehicle	Cat	Cl	Best 1		Best 2		Best 3		Best 4		Best 5		
													Time	Lap	Time	Lap	Time	Lap	Time	Lap	Time	Lap	
1	27	Vincenzo Sospiri Racing	ITA	JP Mauro	BRA		Rodolfo Toni	BRA		Lamborghini Huracan Super Trofeo	AM	1	2:05.317	7	2:05.668	5	2:07.371	4	2:11.240	6	2:16.176	3	
2	12	Antonelli MotorSport	ITA	Glauco Solieri	ITA					Lamborghini Huracan Super Trofeo	AM	2	2:05.684	4	2:06.908	3	2:08.977	2	2:33.439	5			
3	22	Niki Leutwiler/PZ OBERER ZURICHSEE by TFT	CHE	Niki Leutwiler	CHE					Porsche 911 Cup MY 2018	AM	3	2:07.138	3	2:07.249	8	2:07.411	5	2:07.909	2	2:20.599	6	
4	3	EMG Motorsport	BEL	Nicolas Vandierendonck	BEL		Bas Schouten	NLD		Porsche 991 Cup MY 2018	PROAM	1	2:07.221	7	2:07.570	3	2:07.620	9	2:07.706	6	2:07.761	5	
5	6	Vincenzo Sospiri Racing	ITA	Hans-Peter Koller	CHE		Edoardo Liberati	ITA		Lamborghini Huracan Super Trofeo	PROAM	2	2:07.422	9	2:07.490	5	2:07.928	6	2:07.980	7	2:08.015	4	
6	10	Baporo Motorsport	ESP	Daniel Díaz-Varela	ESP		Manel Cerqueda	AND		Audi R8 LMS	AM	4	2:07.518	7	2:07.610	9	2:08.152	6	2:08.288	4	2:09.672	3	
7	18	Teo Martin Motorsport	ESP	Guillem Pujeu	ESP		Faust Salom	ESP		McLaren 570S	PROAM	3	2:07.578	6	2:07.874	8	2:07.881	5	2:08.247	3	2:36.608	2	
8	37	EMG Motorsport	BEL	John De Wilde	BEL					Porsche 991 Cup MY 2018	AM	5	2:07.796	7	2:08.505	5	2:08.929	3	2:11.140	2	2:19.354	8	
9	35	Optimum Motorsport	GBR	Connor O'Brien	IRL		Charlie Eastwood	IRL		Aston Martin Vantage AMR	PROAM	4	2:07.799	7	2:08.133	6	2:08.599	5	2:09.595	2	2:13.854	8	
10	13	Baporo Motorsport	ESP	Jaume Font	ESP		Joan Vinyes	AND		Porsche 991 Cup MY 2018	AM	6	2:07.959	9	2:08.302	4	2:08.389	8	2:08.490	6	2:09.198	3	
11	32	Victor Colorme/Three Sixty Racing Team	ESP	Fernando Fortes	BRA		Guilherme Reischl	BRA		Mercedes AMG GT4 HP	AM	7	2:08.466	5	2:09.739	4	2:09.770	8	2:10.513	3	2:14.319	2	
12	7	Teo Martin Motorsport	ESP	Marc De Fulgencio	ESP		Thiago Vivacqua	BRA		McLaren 570S	PROAM	5	2:08.575	4	2:08.882	5	2:09.067	9	2:09.239	8	2:09.411	3	
13	81	Tsunami RT	ITA	Lino Curti	ITA		Carlo Curti	ITA		Porsche 991 Cup MY 2018	PROAM	6	2:08.688	7	2:08.815	9	2:08.868	5	2:09.584	4	2:10.150	3	
14	2	Sports and You	PRT	Marcio Basso	BRA		Guilherme Salas	BRA		Mercedes AMG GT4 HP	PROAM	7	2:09.618	9	2:09.668	7	2:10.256	5	2:10.578	6	2:10.709	4	
15	72	Christopher Murphy/Whitebridge Motorsport	GBR	Christopher Murphy	GBR		Adam Hatfield	GBR		Aston Martin Vantage MY 2016	AM	8	2:11.580	5	2:12.108	4	2:19.550	2	2:24.337	3	2:36.009	6	
16	71	Martinet By Almeras	ITA	Pierre Martinet	FRA		Gérard Tremblay	FRA		Porsche 991 Cup MY 2017	AM	9	2:17.021	4	2:17.055	7	2:17.740	9	2:17.816	5	2:17.860	8	



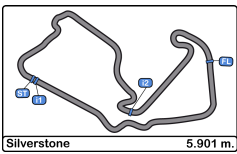


Silverstone
GT Cup Open Europe
Qualifying - 1 Driver - 1
Best 5 Top Speeds



Cl	Nº	Entrant/Team	Nat	Driver 1	Nat	Driver 2	Nat	Vehicle	Cat	Cl	Top 1		Top 2		Top 3		Top 4		Top 5		Avg
											Km/h	Lap	Km/h	Lap	Km/h	Lap	Km/h	Lap	Km/h	Lap	
1	7	Teo Martin Motorsport	ESP	Marc De Fulgencio	ESP	Thiago Vivacqua	BRA	McLaren 570S	PROAM	1	247.7	8	246.5	9	245.4	7	244.8	4	244.8	5	245.9
2	10	Baporo Motorsport	ESP	Daniel Diaz-Varela	ESP	Manel Cerqueda	AND	Audi R8 LMS	AM	1	247.7	4	247.1	8	246.5	7	246.5	9	246.0	6	246.8
3	18	Teo Martin Motorsport	ESP	Guillem Pujeu	ESP	Faust Salom	ESP	McLaren 570S	PROAM	2	247.7	5	247.7	6	247.7	9	247.1	4	246.5	3	247.3
4	27	Vincenzo Sospiri Racing	ITA	JP Mauro	BRA	Rodolfo Toni	BRA	Lamborghini Huracan Super Trofeo	AM	2	244.3	7	242.6	6	242.1	4	241.6	5	227.8	3	239.7
5	12	Antonelli MotorSport	ITA	Glauco Solieri	ITA			Lamborghini Huracan Super Trofeo	AM	3	243.7	4	242.1	3	240.0	2	164.8	5	160.2	1	210.2
6	32	Victor Colome/Three Sixty Racing Team	ESP	Fernando Fortes	BRA	Guilherme Reischl	BRA	Mercedes AMG GT4 HP	AM	4	243.2	6	242.1	5	242.1	9	240.5	3	240.5	4	241.7
7	22	Niki Leutwiler/PZ OBERER ZURICHSEE by TFT	CHE	Niki Leutwiler	CHE			Porsche 911 Cup MY 2018	AM	5	242.1	6	241.0	5	241.0	8	240.5	4	240.0	2	240.9
8	2	Sports and You	BRA	Marcio Basso	BRA	Guilherme Salas	BRA	Mercedes AMG GT4 HP	PROAM	3	241.6	7	241.0	6	240.5	9	240.0	4	240.0	5	240.6
9	6	Vincenzo Sospiri Racing	ITA	Hans-Peter Koller	CHE	Edoardo Liberati	ITA	Lamborghini Huracan Super Trofeo	PROAM	4	241.6	7	241.0	6	241.0	8	240.5	4	240.5	9	240.9
10	72	Christopher Murphy/Whitebridge Motorsport	GBR	Christopher Murphy	GBR	Adam Hatfield	GBR	Aston Martin Vantage MY 2016	AM	6	240.5	4	237.8	5	236.8	2	233.7	3	191.4	6	228.1
11	81	Tsunami RT	ITA	Lino Curti	ITA	Carlo Curti	ITA	Porsche 991 Cup MY 2018	PROAM	5	240.5	8	240.0	7	238.4	9	237.8	5	237.8	6	238.9
12	71	Martinet By Almeras	FRA	Pierre Martinet	FRA	Gérard Tremblay	FRA	Porsche 991 Cup MY 2017	AM	7	240.0	6	238.4	9	237.8	5	237.8	8	236.8	4	238.2
13	13	Baporo Motorsport	ESP	Jaume Font	ESP	Joan Vinyes	AND	Porsche 991 Cup MY 2018	AM	8	239.4	4	238.9	7	238.9	8	238.9	9	238.4	3	238.9
14	3	EMG Motorsport	BEL	Nicolas Vandierendonck	BEL	Bas Schouten	NLD	Porsche 991 Cup MY 2018	PROAM	6	238.9	7	237.8	6	237.3	3	237.3	5	236.8	9	237.6
15	37	EMG Motorsport	BEL	John De Wilde	BEL			Porsche 991 Cup MY 2018	AM	9	237.8	7	237.8	8	236.8	5	236.3	3	236.3	6	237.0
16	35	Optimum Motorsport	GBR	Connor O'Brien	IRL	Charlie Eastwood	IRL	Aston Martin Vantage AMR	PROAM	7	235.2	6	235.2	7	234.7	8	234.2	5	232.7	3	234.4



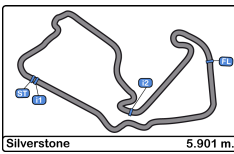


Silverstone
GT Cup Open Europe
Qualifying - 1 Driver - 1
Fastest Laps Sequence



Lap	Time of Day	Session Time	Nº	Entrant/Team	Nat	Driver 1	Nat	Driver 2	Nat	Vehicle	Cat	Time	Km/h
2	9:39:53.304	4:53.304	22	Niki Leutwiler/PZ OBERER ZURICHSEE by TFT		Niki Leutwiler				Porsche 911 Cup MY 2018	AM	2:07.909	166.0
3	9:42:00.442	7:00.442	22	Niki Leutwiler/PZ OBERER ZURICHSEE by TFT		Niki Leutwiler				Porsche 911 Cup MY 2018	AM	2:07.138	167.0
3	9:42:24.648	7:24.648	12	Antonelli MotorSport		Glauco Solieri				Lamborghini Huracan Super Trofeo Evo	AM	2:06.908	167.3
4	9:44:30.332	9:30.332	12	Antonelli MotorSport		Glauco Solieri				Lamborghini Huracan Super Trofeo Evo	AM	2:05.684	169.0
5	9:47:32.617	12:32.617	27	Vincenzo Sospiri Racing		<u>JP Mauro</u>		Rodolfo Toni		Lamborghini Huracan Super Trofeo Evo	AM	2:05.668	169.0
7	9:51:49.174	16:49.174	27	Vincenzo Sospiri Racing		<u>JP Mauro</u>		Rodolfo Toni		Lamborghini Huracan Super Trofeo Evo	AM	2:05.317	169.5



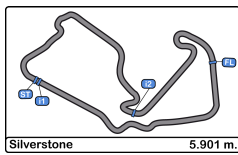


Silverstone
GT Cup Open Europe
Qualifying - 1 Driver - 1
Event Best Maximum Speed



Nº	Entrant/Team	Nat	Driver 1	Nat	Driver 2	Nat	Vehicle	Cat	Km/h	Session
10	Baporo Motorsport	ESP	Daniel Díaz-Varela	ESP	Manel Cerqueda	AND	Audi R8 LMS	AM	247.7	Qualifying - 1 Driver - 1
18	Teo Martin Motorsport	ESP	Guillem Pujeu	ESP	Faust Salom	ESP	McLaren 570S	PROAM	247.7	Qualifying - 1 Driver - 1
7	Teo Martin Motorsport	ESP	Marc De Fulgencio	ESP	Thiago Vivacqua	BRA	McLaren 570S	PROAM	247.7	Qualifying - 1 Driver - 1
27	Vincenzo Sospiri Racing	ITA	JP Mauro	BRA	Rodolfo Toni	BRA	Lamborghini Huracan Super Trofeo Evo	AM	244.3	Qualifying - 1 Driver - 1
12	Antonelli MotorSport	ITA	Glauco Solieri	ITA			Lamborghini Huracan Super Trofeo Evo	AM	243.7	Qualifying - 1 Driver - 1
32	Victor Colome/Three Sixty Racing Team	ESP	Fernando Fortes	BRA	Guilherme Reischl	BRA	Mercedes AMG GT4 HP	AM	243.2	Qualifying - 1 Driver - 1
22	Niki Leutwiler/PZ OBERER ZURICHSEE by TFT	CHE	Niki Leutwiler	CHE			Porsche 911 Cup MY 2018	AM	242.1	Qualifying - 1 Driver - 1
2	Sports and You	PRT	Marcio Basso	BRA	Guilherme Salas	BRA	Mercedes AMG GT4 HP	PROAM	241.6	Qualifying - 1 Driver - 1
6	Vincenzo Sospiri Racing	ITA	Hans-Peter Koller	CHE	Edoardo Liberati	ITA	Lamborghini Huracan Super Trofeo Evo	PROAM	241.6	Qualifying - 1 Driver - 1
72	Christopher Murphy/Whitebridge Motorsport	GBR	Christopher Murphy	GBR	Adam Hatfield	GBR	Aston Martin Vantage MY 2016	AM	240.5	Qualifying - 1 Driver - 1
81	Tsunami RT	ITA	Lino Curti	ITA	Carlo Curti	ITA	Porsche 991 Cup MY 2018	PROAM	240.5	Qualifying - 1 Driver - 1
71	Martinet By Almeras	FRA	Pierre Martinet	FRA	Gérard Tremblay	FRA	Porsche 991 Cup MY 2017	AM	240.0	Qualifying - 1 Driver - 1
13	Baporo Motorsport	ESP	Jaume Font	ESP	Joan Vinyes	AND	Porsche 991 Cup MY 2018	AM	239.4	Qualifying - 1 Driver - 1
3	EMG Motorsport	BEL	Nicolas Vandierendonck	BEL	Bas Schouten	NLD	Porsche 991 Cup MY 2018	PROAM	238.9	Qualifying - 1 Driver - 1
37	EMG Motorsport	BEL	John De Wilde	BEL			Porsche 991 Cup MY 2018	AM	237.8	Qualifying - 1 Driver - 1
35	Optimum Motorsport	GBR	Connor O'Brien	IRL	Charlie Eastwood	IRL	Aston Martin Vantage AMR	PROAM	235.2	Qualifying - 1 Driver - 1





Silverstone
GT Cup Open Europe
Qualifying - 1 Driver - 1
Pit Stop Analysis



22 Niki Leutwiler AM Niki Leutwiler/PZ OBERER ZURICHSEE by TFT
 Porsche 911 Cup MY 2018

Nr.	In Day Time	In Time	Out Time	Pit Time	T. Pit Time	Handicap	Penalty
1	9:48:48.739	9:48:48.739	9:51:27.014	2:38.275	2:38.275		

32 Fernando Fortes AM Victor Colome/Three Sixty Racing Team
 Guilherme Reischl Mercedes AMG GT4 HP

Nr.	In Day Time	In Time	Out Time	Pit Time	T. Pit Time	Handicap	Penalty
1	9:48:58.641	9:48:58.641	9:50:11.154	1:12.513	1:12.513		

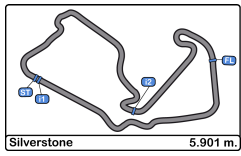
35 Connor O'Brien PROAM Optimum Motorsport
 Charlie Eastwood Aston Martin Vantage AMR

Nr.	In Day Time	In Time	Out Time	Pit Time	T. Pit Time	Handicap	Penalty
1	9:42:20.398	9:42:20.398	9:44:33.748	2:13.350	2:13.350		

37 John De Wilde AM EMG Motorsport
 Porsche 991 Cup MY 2018

Nr.	In Day Time	In Time	Out Time	Pit Time	T. Pit Time	Handicap	Penalty
1	9:53:20.427	9:53:20.427	9:54:41.319	1:20.892	1:20.892		

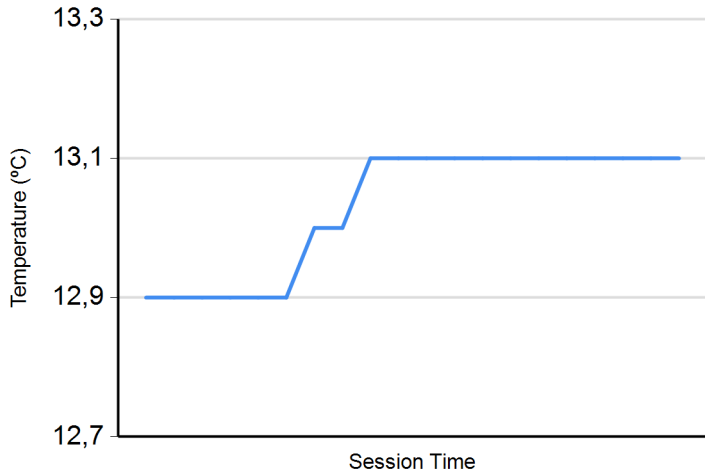




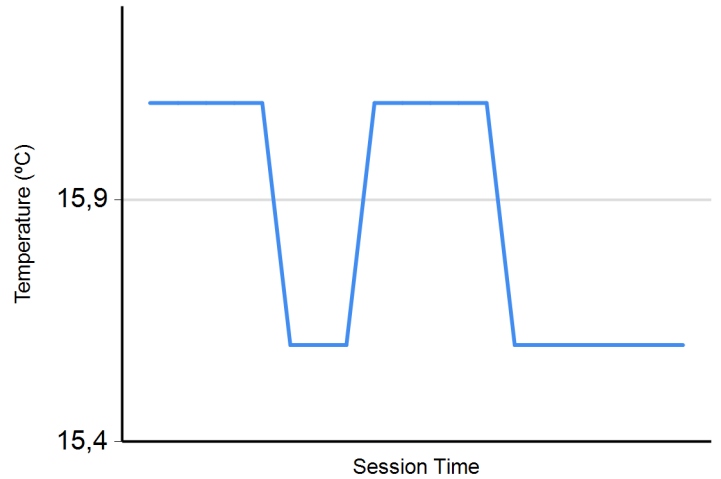
Silverstone
GT Cup Open Europe
Qualifying - 1 Driver - 1
Weather Report



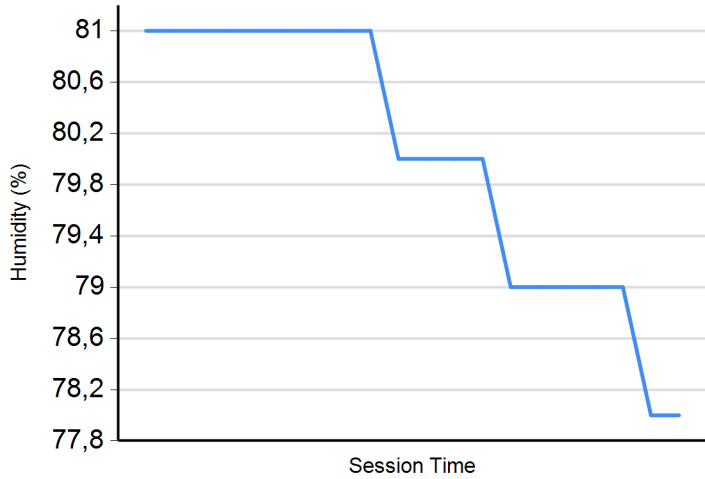
Air Temperature



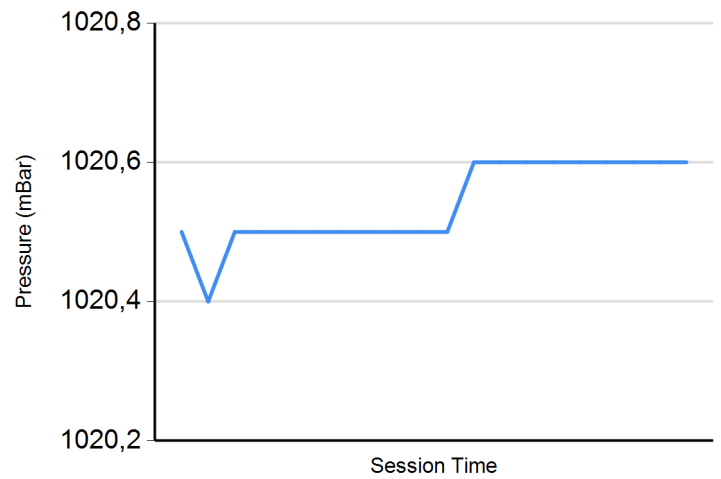
Track Temperature



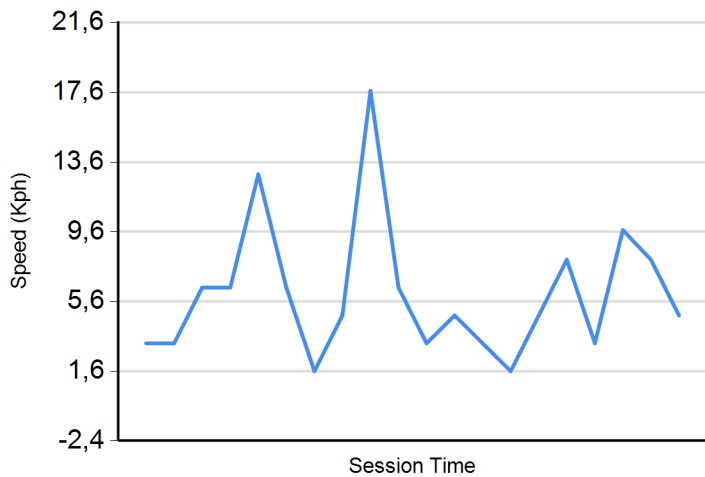
Humidity



Pressure



Wind Speed



Wind direction

North = 0°/360° Est = 90° South = 180° West = 270°

