

Silverstone
GT Cup Open Europe
Race - 1
Provisional Results




Cls	Nº	Entrant/Team	Nat	Driver 1	Nat	Driver 2	Nat	Vehicle	Cat	Cl	Laps	Total Time	Gap	Interval	Km/h	Best	Time	Km/h	
1	6	Vincenzo Sospiri Racing	ITA	Hans-Peter Koller	CHE	Edoardo Liberati	ITA	Lamborghini Huracan Super Trofeo	PROAM	1	26	56:59.932			161.5	18	2:05.186	169.6	
2	35	Optimum Motorsport	GBR	Connor O'Brien	IRL	Charlie Eastwood	IRL	Aston Martin Vantage AMR	PROAM	2	26	57:04.119	4.187	4.187	161.3	10	2:07.848	166.1	
3	10	Baporo Motorsport	ESP	Daniel Díaz-Varela	ESP	Manel Cerqueda	AND	Audi R8 LMS	AM	1	26	57:12.781	12.849	8.662	160.8	22	2:06.622	167.7	
4	27	Vincenzo Sospiri Racing	ITA	JP Mauro	BRA	Rodolfo Toni	BRA	Lamborghini Huracan Super Trofeo	AM	2	26	57:13.404	13.472	0.623	160.8	7	2:07.435	166.7	
5	22	Niki Leutwiler/PZ OBERER ZURICHSEE by TFT	CHE	Niki Leutwiler	CHE			Porsche 911 Cup MY 2018	AM	3	26	57:17.136	17.204	3.732	160.6	22	2:07.374	166.7	
6	12	Antonelli MotorSport	ITA	Glauco Solieri	ITA			Lamborghini Huracan Super Trofeo	AM	4	26	57:23.276	23.344	6.140	160.4	22	2:06.751	167.6	
7	2	Sports and You	BRA	Marcio Basso	BRA	Guilherme Salas	BRA	Mercedes AMG GT4 HP	PROAM	3	26	57:23.512	23.580	0.236	160.3	23	2:06.622	167.7	
8	7	Teo Martin Motorsport	ESP	Marc De Fulgencio	ESP	Thiago Vivacqua	BRA	McLaren 570S	PROAM	4	26	57:41.507	41.575	17.995	159.5	18	2:09.296	164.3	
9	81	Tsunami RT	ITA	Lino Curti	ITA	Carlo Curti	ITA	Porsche 991 Cup MY 2018	PROAM	5	26	57:41.741	41.809	0.234	159.5	10	2:08.851	164.8	
10	37	EMG Motorsport	BEL	John De Wilde	BEL			Porsche 991 Cup MY 2018	AM	5	26	57:45.425	45.493	3.684	159.3	25	2:08.595	165.1	
11	13	Baporo Motorsport	ESP	Jaume Font	ESP	Joan Vinyes	AND	Porsche 991 Cup MY 2018	AM	6	26	57:46.149	46.217	0.724	159.3	6	2:08.953	164.7	
12	3	EMG Motorsport	BEL	Nicolas Vandierendonck	BEL	Bas Schouten	NLD	Porsche 991 Cup MY 2018	PROAM	6	26	58:10.688	1:10.756	24.539	158.2	8	2:07.734	166.3	
13	32	Victor Colome/Three Sixty Racing Team	ESP	Fernando Fortes	BRA	Guilherme Reischl	BRA	Mercedes AMG GT4 HP	AM	7	26	58:20.566	1:20.634	9.878	157.7	3	2:10.111	163.2	
14	72	Christopher Murphy/Whitebridge Motorsport	GBR	Christopher Murphy	GBR	Adam Hatfield	GBR	Aston Martin Vantage MY 2016	AM	8	25	58:20.031	1 Lap	1 Lap	151.7	12	2:12.728	160.0	
15	71	Martinet By Almeras	FRA	Pierre Martinet	FRA	Gérard Tremblay	FRA	Porsche 991 Cup MY 2017	AM	9	23	57:25.435	3 Laps	2 Laps	141.8	10	2:16.185	155.9	
Not classified: (Requirements: 75% of number laps of leader = 20 Laps)																			
18	Teo Martin Motorsport	ESP	Guillem Pujeu	ESP	Faust Salom	ESP	McLaren 570S	PROAM	7	14	32:17.987	12 Laps	9 Laps	153.4	3	2:08.936	164.7		

Fastest lap Koller - Liberati in 2:05.186 at 169.7 Km/h in lap 18

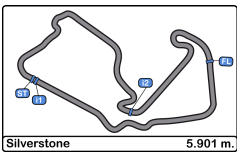
CAR #3 - 20 SECONDS TIME PENALTY ADDED TO RACE TIME LESS TIME HANDICAP
CAR #37 - 19 SECONDS TIME PENALTY ADDED TO RACE TIME LESS TIME HANDICAP

Published at:.....

Track Temp: **23.3 °C** Air Temp: **15.9 °C** Humidity: **60 %** Track Status: **DRY**

Stewards:	Race Director:	Timekeeper: 
------------------	-----------------------	--





Silverstone
GT Cup Open Europe
Race - 1
Provisional Results by Class



Cls	Nº	Entrant/Team	Nat	Driver 1	Nat	Driver 2	Nat	Vehicle	Cat	Cl	Laps	Total Time	Gap	Interval	Km/h	Best	Time	Km/h	
PROAM																			
1	6	Vincenzo Sospiri Racing	ITA	Hans-Peter Koller	CHE	Edoardo Liberati	ITA	Lamborghini Huracan Super Trofeo	PROAM	1	26	56:59.932			161.5	18	2:05.186	169.6	
2	35	Optimum Motorsport	GBR	Connor O'Brien	IRL	Charlie Eastwood	IRL	Aston Martin Vantage AMR	PROAM	2	26	57:04.119	4.187	4.187	161.3	10	2:07.848	166.1	
3	2	Sports and You	PRT	Marcio Basso	BRA	Guilherme Salas	BRA	Mercedes AMG GT4 HP	PROAM	3	26	57:23.512	23.580	19.393	160.3	23	2:06.622	167.7	
4	7	Teo Martin Motorsport	ESP	Marc De Fulgencio	ESP	Thiago Vivacqua	BRA	McLaren 570S	PROAM	4	26	57:41.507	41.575	17.995	159.5	18	2:09.296	164.3	
5	81	Tsunami RT	ITA	Lino Curti	ITA	Carlo Curti	ITA	Porsche 991 Cup MY 2018	PROAM	5	26	57:41.741	41.809	0.234	159.5	10	2:08.851	164.8	
6	3	EMG Motorsport	BEL	Nicolas Vandierendonck	BEL	Bas Schouten	NLD	Porsche 991 Cup MY 2018	PROAM	6	26	58:10.688	1:10.756	28.947	158.2	8	2:07.734	166.3	
Not classified: (Requirements: 75% of number laps of leader = 20 Laps)																			
18		Teo Martin Motorsport	ESP	Guillem Pujeu	ESP	Faust Salom	ESP	McLaren 570S	PROAM	7	14	32:17.987	12 Laps	12 Laps	153.4	3	2:08.936	164.7	
AM																			
1	10	Baporo Motorsport	ESP	Daniel Díaz-Varela	ESP	Manel Cerqueda	AND	Audi R8 LMS	AM	1	26	57:12.781			160.8	22	2:06.622	167.7	
2	27	Vincenzo Sospiri Racing	ITA	JP Mauro	BRA	Rodolfo Toni	BRA	Lamborghini Huracan Super Trofeo	AM	2	26	57:13.404	13.472	0.623	160.8	7	2:07.435	166.7	
3	22	Niki Leutwiler/PZ OBERER ZURICHSEE by TFT	CHE	Niki Leutwiler	CHE			Porsche 911 Cup MY 2018	AM	3	26	57:17.136	17.204	3.732	160.6	22	2:07.374	166.7	
4	12	Antonelli MotorSport	ITA	Glauco Solieri	ITA			Lamborghini Huracan Super Trofeo	AM	4	26	57:23.276	23.344	6.140	160.4	22	2:06.751	167.6	
5	37	EMG Motorsport	BEL	John De Wilde	BEL			Porsche 991 Cup MY 2018	AM	5	26	57:45.425	45.493	22.149	159.3	25	2:08.595	165.1	
6	13	Baporo Motorsport	ESP	Jaume Font	ESP	Joan Vinyes	AND	Porsche 991 Cup MY 2018	AM	6	26	57:46.149	46.217	0.724	159.3	6	2:08.953	164.7	
7	32	Victor Colomé/Three Sixty Racing Team	ESP	Fernando Fortes	BRA	Guilherme Reischl	BRA	Mercedes AMG GT4 HP	AM	7	26	58:20.566	1:20.634	34.417	157.7	3	2:10.111	163.2	
8	72	Christopher Murphy/Whitebridge Motorsport	GBR	Christopher Murphy	GBR	Adam Hatfield	GBR	Aston Martin Vantage MY 2016	AM	8	25	58:20.031	1 Lap	1 Lap	151.7	12	2:12.728	160.0	
9	71	Martinet By Almeras	FRA	Pierre Martinet	FRA	Gérard Tremblay	FRA	Porsche 991 Cup MY 2017	AM	9	23	57:25.435	3 Laps	2 Laps	141.8	10	2:16.185	155.9	

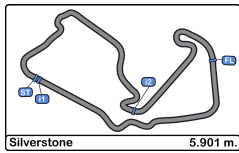
Fastest lap Koller - Liberati in 2:05.186 at 169.7 Km/h in lap 18

Published at:.....

Track Temp: **23.3 °C** Air Temp: **15.9 °C** Humidity: **60 %** Track Status: **DRY**

Stewards:	Race Director:	Timekeeper:
------------------	-----------------------	--------------------





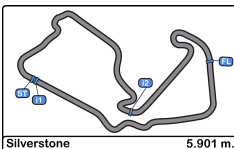
Silverstone
GT Cup Open Europe
Race - 1



Provisional Classification by Driver Fastest Lap

Cl	Nº	Entrant/Team	Nat	Vehicle	Driver	Nat	Cat	Cl	Laps	Best	Time	Gap	Interval	Km/h
1	6	Vincenzo Sospiri Racing	ITA	Lamborghini Huracan Super Trofeo	Edoardo Liberati	ITA	PROAM	1	15	7	2:05.186			169.6
2	2	Sports and You	PRT	Mercedes AMG GT4 HP	Guilherme Salas	BRA	PROAM	2	16	13	2:06.622	1.436	1.436	167.7
3	10	Baporo Motorsport	ESP	Audi R8 LMS	Manel Cerqueda	AND	AM	1	14	10	2:06.622	1.436	0.000	167.7
4	12	Antonelli MotorSport	ITA	Lamborghini Huracan Super Trofeo	Glauco Solieri	ITA	AM	2	26	22	2:06.751	1.565	0.129	167.6
5	22	Niki Leutwiler/PZ OBERER ZURICHSEE by TFT	CHE	Porsche 911 Cup MY 2018	Niki Leutwiler	CHE	AM	3	26	22	2:07.374	2.188	0.623	166.7
6	27	Vincenzo Sospiri Racing	ITA	Lamborghini Huracan Super Trofeo	JP Mauro	BRA	AM	4	15	7	2:07.435	2.249	0.061	166.7
7	3	EMG Motorsport	BEL	Porsche 991 Cup MY 2018	Bas Schouten	NLD	PROAM	3	14	8	2:07.734	2.548	0.299	166.3
8	35	Optimum Motorsport	GBR	Aston Martin Vantage AMR	Charlie Eastwood	IRL	PROAM	4	14	10	2:07.848	2.662	0.114	166.1
9	35	Optimum Motorsport	GBR	Aston Martin Vantage AMR	Connor O'Brien	IRL	PROAM	5	12	3	2:08.210	3.024	0.362	165.6
10	10	Baporo Motorsport	ESP	Audi R8 LMS	Daniel Díaz-Varela	ESP	AM	5	12	3	2:08.481	3.295	0.271	165.3
11	37	EMG Motorsport	BEL	Porsche 991 Cup MY 2018	John De Wilde	BEL	AM	6	26	25	2:08.595	3.409	0.114	165.1
12	6	Vincenzo Sospiri Racing	ITA	Lamborghini Huracan Super Trofeo	Hans-Peter Koller	CHE	PROAM	6	11	3	2:08.641	3.455	0.046	165.1
13	81	Tsunami RT	ITA	Porsche 991 Cup MY 2018	Lino Curti	ITA	PROAM	7	14	10	2:08.851	3.665	0.210	164.8
14	18	Teo Martin Motorsport	ESP	McLaren 570S	Faust Salom	ESP	PROAM	8	11	3	2:08.936	3.750	0.085	164.7
15	13	Baporo Motorsport	ESP	Porsche 991 Cup MY 2018	Joan Vinyes	AND	AM	7	13	6	2:08.953	3.767	0.017	164.7
16	27	Vincenzo Sospiri Racing	ITA	Lamborghini Huracan Super Trofeo	Rodolfo Toni	BRA	AM	8	11	11	2:08.954	3.768	0.001	164.7
17	7	Teo Martin Motorsport	ESP	McLaren 570S	Thiago Vivacqua	BRA	PROAM	9	15	7	2:09.296	4.110	0.342	164.3
18	7	Teo Martin Motorsport	ESP	McLaren 570S	Marc De Fulgencio	ESP	PROAM	10	11	7	2:09.378	4.192	0.082	164.1
19	13	Baporo Motorsport	ESP	Porsche 991 Cup MY 2018	Jaume Font	ESP	AM	9	13	12	2:09.563	4.377	0.185	163.9
20	81	Tsunami RT	ITA	Porsche 991 Cup MY 2018	Carlo Curti	ITA	PROAM	11	12	10	2:09.722	4.536	0.159	163.7
21	32	Victor Colome/Three Sixty Racing Team	ESP	Mercedes AMG GT4 HP	Fernando Fortes	BRA	AM	10	11	3	2:10.111	4.925	0.389	163.2
22	32	Victor Colome/Three Sixty Racing Team	ESP	Mercedes AMG GT4 HP	Guilherme Reischl	BRA	AM	11	15	14	2:10.487	5.301	0.376	162.8
23	2	Sports and You	PRT	Mercedes AMG GT4 HP	Marcio Basso	BRA	PROAM	12	10	3	2:11.074	5.888	0.587	162.0
24	3	EMG Motorsport	BEL	Porsche 991 Cup MY 2018	Nicolas Vandierendo	BEL	PROAM	13	12	9	2:11.268	6.082	0.194	161.8
25	18	Teo Martin Motorsport	ESP	McLaren 570S	Guillem Pujeu	ESP	PROAM	14	3	2	2:11.880	6.694	0.612	161.0
26	72	Christopher Murphy/Whitebridge Motorsport	GBR	Aston Martin Vantage MY 2016	Adam Hatfield	GBR	AM	12	14	12	2:12.728	7.542	0.848	160.0
27	71	Martinet By Almeras	FRA	Porsche 991 Cup MY 2017	G�rard Tremblay	FRA	AM	13	12	10	2:16.185	10.999	3.457	155.9
28	72	Christopher Murphy/Whitebridge Motorsport	GBR	Aston Martin Vantage MY 2016	Christopher Murphy	GBR	AM	14	11	3	2:16.841	11.655	0.656	155.2
29	71	Martinet By Almeras	FRA	Porsche 991 Cup MY 2017	Pierre Martinet	FRA	AM	15	11	8	2:29.139	23.953	12.298	142.4





Silverstone
GT Cup Open Europe

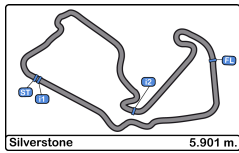
Race - 1

Distance and Speed Average



Cls	Nº	Entrant/Team	Nat	Driver 1	Nat	Driver 2	Nat	Vehicle	Cat	Cls	Laps	Distance	Total Time	Km/h
1	6	Vincenzo Sospiri Racing	ITA	<u>Hans-Peter Koller</u>	CHE	Edoardo Liberati	ITA	Lamborghini Huracan Super Trofeo Evo	PROAM	1	26	153.42	56:59.932	161.5
2	35	Optimum Motorsport	GBR	Connor O'Brien	IRL	<u>Charlie Eastwood</u>	IRL	Aston Martin Vantage AMR	PROAM	2	26	153.42	57:04.119	161.3
3	10	Baporo Motorsport	ESP	<u>Daniel Díaz-Varela</u>	ESP	Manel Cerqueda	AND	Audi R8 LMS	AM	1	26	153.42	57:12.781	160.8
4	27	Vincenzo Sospiri Racing	ITA	<u>JP Mauro</u>	BRA	Rodolfo Toni	BRA	Lamborghini Huracan Super Trofeo Evo	AM	2	26	153.42	57:13.404	160.8
5	22	Niki Leutwiler/P2 OBERER ZURICHSEE by TFT	CHE	Niki Leutwiler	CHE			Porsche 911 Cup MY 2018	AM	3	26	153.42	57:17.136	160.6
6	12	Antonelli MotorSport	ITA	Glauco Solieri	ITA			Lamborghini Huracan Super Trofeo Evo	AM	4	26	153.42	57:23.276	160.4
7	2	Sports and You	PRT	<u>Marcio Basso</u>	BRA	Guilherme Salas	BRA	Mercedes AMG GT4 HP	PROAM	3	26	153.42	57:23.512	160.3
8	7	Teo Martin Motorsport	ESP	<u>Marc De Fulgencio</u>	ESP	Thiago Vivacqua	BRA	McLaren 570S	PROAM	4	26	153.42	57:41.507	159.5
9	81	Tsunami RT	ITA	<u>Lino Curti</u>	ITA	Carlo Curti	ITA	Porsche 991 Cup MY 2018	PROAM	5	26	153.42	57:41.741	159.5
10	37	EMG Motorsport	BEL	John De Wilde	BEL			Porsche 991 Cup MY 2018	AM	5	26	153.42	57:45.425	159.3
11	13	Baporo Motorsport	ESP	Jaume Font	ESP	<u>Joan Vinyes</u>	AND	Porsche 991 Cup MY 2018	AM	6	26	153.42	57:46.149	159.3
12	3	EMG Motorsport	BEL	Nicolas Vandierendonck	BEL	<u>Bas Schouten</u>	NLD	Porsche 991 Cup MY 2018	PROAM	6	26	153.42	58:10.688	158.2
13	32	Victor Colome/Three Sixty Racing Team	ESP	<u>Fernando Fortes</u>	BRA	Guilherme Reischl	BRA	Mercedes AMG GT4 HP	AM	7	26	153.42	58:20.566	157.7
14	72	Christopher Murphy/Whitebridge Motorsport	GBR	Christopher Murphy	GBR	<u>Adam Hatfield</u>	GBR	Aston Martin Vantage MY 2016	AM	8	25	147.52	58:20.031	151.7
15	71	Martinet By Almeras	FRA	Pierre Martinet	FRA	<u>Gérard Tremblay</u>	FRA	Porsche 991 Cup MY 2017	AM	9	23	135.72	57:25.435	141.8
Not classified: (Requirements: 75% of number laps of leader = 20 Laps)														
	18	Teo Martin Motorsport	ESP	Guillem Pujeu	ESP	<u>Faust Salom</u>	ESP	McLaren 570S	PROAM	7	14	82.61	32:17.987	153.4





Silverstone
GT Cup Open Europe
Race - 1
Lap Analysis



2

1 Marcio Basso

Mercedes AMG GT4 HP

3

1 Nicolas Vandierendonck

Porsche 991 Cup MY 2018

PROAM

2 Guilherme Salas

Sports and You

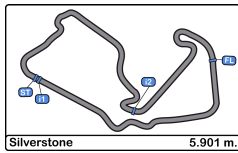
PROAM

2 Bas Schouten

EMG Motorsport

Lap	D	Time	Sector 1	Sector 2	Sector 3	T. Spd	Elapsed	Lap	D	Time	Sector 1	Sector 2	Sector 3	T. Spd	Elapsed
1	1	2:21.385	44.943	1:01.722	34.720	241.6	2:21.385	1	2	2:13.571	41.760	57.516	34.295	238.4	2:13.571
2	1	2:12.369	39.646	58.803	33.920	240.0	4:33.754	2	2	2:08.709	38.740	56.663	33.306	240.5	4:22.280
3	1	2:11.074	39.387	57.844	33.843	240.5	6:44.828	3	2	2:08.873	38.520	56.992	33.361	241.0	6:31.153
4	1	2:11.421	39.532	57.924	33.965	239.4	8:56.249	4	2	2:08.158	38.509	56.318	33.331	239.4	8:39.311
5	1	2:12.199	39.587	58.377	34.235	240.5	11:08.448	5	2	2:08.467	38.391	56.696	33.380	240.5	10:47.778
6	1	2:11.564	39.370	58.159	34.035	239.4	13:20.012	6	2	2:08.044	38.369	56.408	33.267	239.4	12:55.822
7	1	2:11.965	39.594	58.191	34.180	240.0	15:31.977	7	2	2:08.720	38.620	56.270	33.830	240.5	15:04.542
8	1	2:11.777	39.641	58.272	33.864	240.0	17:43.754	8	2	2:07.734	38.450	55.998	33.286	238.9	17:12.276
9	1	2:12.116	39.566	58.254	34.296	241.0	19:55.870	9	2	2:07.845	38.452	56.035	33.358	240.0	19:20.121
10	1	2:16.584 P	39.419	58.374	38.791	241.6	22:12.454	10	2	2:08.125	38.409	56.213	33.503	240.0	21:28.246
11	2	3:19.612	1:49.989	56.543	33.080	241.6	25:32.066	11	2	2:09.034	38.427	56.961	33.646	239.4	23:37.280
12	2	2:07.659	38.288	56.422	32.949	242.1	27:39.725	12	2	2:08.242	38.430	56.303	33.509	238.9	25:45.522
13	2	2:07.325	38.381	55.955	32.989	242.6	29:47.050	13	2	2:08.141	38.487	56.256	33.398	239.4	27:53.663
14	2	2:07.518	38.169	56.434	32.915	242.6	31:54.568	14	2	2:12.655 P	38.696	56.871	37.088	239.4	30:06.318
15	2	2:07.748	38.593	56.098	33.057	241.6	34:02.316	15	1	3:27.212	1:52.631	59.610	34.971	237.3	33:33.530
16	2	2:07.317	38.336	55.939	33.042	242.1	36:09.633	16	1	2:14.272	40.542	59.230	34.500	238.4	35:47.802
17	2	2:07.063	38.265	55.817	32.981	243.2	38:16.696	17	1	2:13.862	40.000	59.191	34.671	237.3	38:01.664
18	2	2:06.914	38.207	55.834	32.873	243.2	40:23.610	18	1	2:12.262	39.921	58.170	34.171	238.9	40:13.926
19	2	2:07.392	38.514	56.028	32.850	243.7	42:31.002	19	1	2:13.005	39.994	58.746	34.265	238.4	42:26.931
20	2	2:08.070	38.307	56.328	33.435	243.7	44:39.072	20	1	2:12.075	39.787	58.092	34.196	238.4	44:39.006
21	2	2:07.427	38.366	55.887	33.174	243.7	46:46.499	21	1	2:13.112	39.712	59.332	34.068	240.0	46:52.118
22	2	2:06.735	38.178	55.681	32.876	244.8	48:53.234	22	1	2:12.096	39.317	58.652	34.127	241.0	49:04.214
23	2	2:06.622	38.023	55.729	32.870	244.8	50:59.856	23	1	2:11.268	39.239	57.921	34.108	241.0	51:15.482
24	2	2:07.611	38.265	56.517	32.829	247.7	53:07.467	24	1	2:12.401	40.489	57.849	34.063	241.0	53:27.883
25	2	2:08.183	38.367	56.687	33.129	243.7	55:15.650	25	1	2:11.306	39.176	57.938	34.192	240.0	55:39.189
26	2	2:07.862	38.273	56.641	32.948	245.4	57:23.512	26	1	2:11.499	39.521	57.417	34.561	238.9	57:50.688



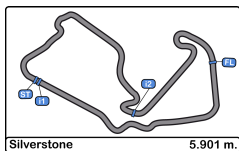


Silverstone
GT Cup Open Europe
Race - 1
Lap Analysis



6							7								
1 Hans-Peter Koller Lamborghini Huracan Super Trofeo Evo							1 Marc De Fulgencio McLaren 570S								
PROAM 2 Edoardo Liberati Vincenzo Sospiri Racing							PROAM 2 Thiago Vivacqua Teo Martin Motorsport								
Lap	D	Time	Sector 1	Sector 2	Sector 3	T. Spd	Elapsed	Lap	D	Time	Sector 1	Sector 2	Sector 3	T. Spd	Elapsed
1	1	2:15.216	43.000	58.817	33.399	234.7	2:15.216	1	1	2:18.389	43.739	1:00.929	33.721	245.4	2:18.389
2	1	2:09.070	38.741	56.794	33.535	239.4	4:24.286	2	1	2:09.575	38.885	57.159	33.531	246.0	4:27.964
3	1	2:08.641	38.448	56.693	33.500	240.0	6:32.927	3	1	2:10.809	39.262	57.764	33.783	245.4	6:38.773
4	1	2:09.867	38.739	57.517	33.611	240.5	8:42.794	4	1	2:10.525	38.936	57.936	33.653	242.1	8:49.298
5	1	2:10.240	38.787	57.345	34.108	236.8	10:53.034	5	1	2:10.021	39.149	57.148	33.724	243.2	10:59.319
6	1	2:09.034	38.540	56.788	33.706	238.9	13:02.068	6	1	2:09.751	38.947	57.091	33.713	242.1	13:09.070
7	1	2:10.829	39.375	57.795	33.659	236.8	15:12.897	7	1	2:09.378	38.745	57.004	33.629	242.6	15:18.448
8	1	2:10.109	38.815	57.643	33.651	236.8	17:23.006	8	1	2:09.480	38.850	56.839	33.791	244.3	17:27.928
9	1	2:10.462	39.451	57.265	33.746	232.7	19:33.468	9	1	2:09.527	38.866	57.034	33.627	246.0	19:37.455
10	1	2:10.374	39.248	57.271	33.855	237.3	21:43.842	10	1	2:10.213	39.108	57.404	33.701	243.7	21:47.668
11	1	2:15.409 P	38.665	57.411	39.333	236.8	23:59.251	11	1	2:14.082 P	39.122	57.180	37.780	242.1	24:01.750
12	2	3:24.179	1:55.282	55.840	33.057	235.2	27:23.430	12	2	3:18.121	1:46.942	57.587	33.592	243.7	27:19.871
13	2	2:06.675	38.157	55.654	32.864	235.2	29:30.105	13	2	2:11.216	39.402	57.661	34.153	243.2	29:31.087
14	2	2:07.420	37.872	56.455	33.093	238.4	31:37.525	14	2	2:10.068	38.987	57.360	33.721	244.3	31:41.155
15	2	2:05.556	37.764	54.982	32.810	241.6	33:43.081	15	2	2:09.462	38.933	56.984	33.545	244.8	33:50.617
16	2	2:06.627	38.201	55.381	33.045	241.0	35:49.708	16	2	2:10.668	39.159	57.916	33.593	243.2	36:01.285
17	2	2:08.032	39.143	56.104	32.785	238.9	37:57.740	17	2	2:10.062	39.111	57.339	33.612	244.3	38:11.347
18	2	2:05.186	37.587	54.864	32.735	237.8	40:02.926	18	2	2:09.296	38.870	57.072	33.354	244.8	40:20.643
19	2	2:05.514	37.463	55.085	32.966	238.9	42:08.440	19	2	2:09.373	38.863	57.099	33.411	244.3	42:30.016
20	2	2:06.930	38.778	55.312	32.840	238.9	44:15.370	20	2	2:10.387	39.326	57.310	33.751	235.2	44:40.403
21	2	2:05.375	37.589	54.923	32.863	240.5	46:20.745	21	2	2:10.342	38.800	58.087	33.455	245.4	46:50.745
22	2	2:06.161	37.524	55.389	33.248	240.0	48:26.906	22	2	2:10.163	38.815	57.768	33.580	246.5	49:00.908
23	2	2:09.214	38.919	57.233	33.062	238.4	50:36.120	23	2	2:10.160	39.048	57.425	33.687	245.4	51:11.068
24	2	2:06.728	37.817	55.658	33.253	237.8	52:42.848	24	2	2:09.887	38.938	57.426	33.523	246.5	53:20.955
25	2	2:07.755	38.627	55.998	33.130	238.9	54:50.603	25	2	2:09.490	38.669	57.073	33.748	245.4	55:30.445
26	2	2:09.329	39.121	56.339	33.869	235.2	56:59.932	26	2	2:11.062	38.991	58.479	33.592	246.0	57:41.507



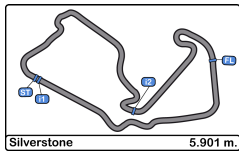


Silverstone
GT Cup Open Europe
Race - 1
Lap Analysis



10							12								
1 Daniel Díaz-Varela							1 Glauco Solieri								
Audi R8 LMS							Lamborghini Huracan Super Trofeo Evo								
AM							AM								
2 Manel Cerqueda							2								
Baporo Motorsport							Antonelli MotorSport								
Lap	D	Time	Sector 1	Sector 2	Sector 3	T. Spd	Elapsed	Lap	D	Time	Sector 1	Sector 2	Sector 3	T. Spd	Elapsed
1	1	2:16.468	43.185	1:00.043	33.240	243.2	2:16.468	1	1	2:12.509	41.388	57.649	33.472	237.3	2:12.509
2	1	2:08.913	38.978	56.932	33.003	245.4	4:25.381	2	1	2:08.466	38.636	56.526	33.304	235.8	4:20.975
3	1	2:08.481	38.785	56.668	33.028	246.5	6:33.862	3	1	2:08.129	38.389	56.371	33.369	240.0	6:29.104
4	1	2:09.225	38.623	57.539	33.063	245.4	8:43.087	4	1	2:08.427	38.480	56.582	33.365	237.8	8:37.531
5	1	2:10.179	38.965	57.382	33.832	245.4	10:53.266	5	1	2:09.150	38.448	57.315	33.387	239.4	10:46.681
6	1	2:09.170	39.082	56.479	33.609	245.4	13:02.436	6	1	2:08.195	38.400	56.390	33.405	240.0	12:54.876
7	1	2:09.516	38.931	57.159	33.426	243.7	15:11.952	7	1	2:08.181	38.325	56.458	33.398	238.9	15:03.057
8	1	2:10.418	39.101	57.815	33.502	245.4	17:22.370	8	1	2:08.294	38.816	56.268	33.210	238.4	17:11.351
9	1	2:09.889	39.337	57.368	33.184	246.5	19:32.259	9	1	2:08.301	38.439	56.391	33.471	237.8	19:19.652
10	1	2:09.036	38.835	56.982	33.219	245.4	21:41.295	10	1	2:07.984	38.359	56.317	33.308	238.4	21:27.636
11	1	2:10.368	39.444	56.738	34.186	244.8	23:51.663	11	1	2:15.474 P	38.825	56.852	39.797	235.8	23:43.110
12	1	2:14.528 P	39.417	57.588	37.523	244.8	26:06.191	12	1	3:31.986	2:02.378	56.428	33.180	235.8	27:15.096
13	2	3:13.650	1:41.917	58.285	33.448	244.3	29:19.841	13	2	2:11.052	39.356	57.804	33.892	240.5	29:26.148
14	2	2:13.832	42.860	57.852	33.120	244.3	31:33.673	14	2	2:13.140	40.100	59.358	33.682	235.8	31:39.288
15	2	2:08.810	39.013	56.792	33.005	245.4	33:42.483	15	2	2:09.387	39.023	57.051	33.313	240.0	33:48.675
16	2	2:08.888	38.425	57.572	32.891	246.5	35:51.371	16	2	2:09.236	38.700	57.310	33.226	238.9	35:57.911
17	2	2:09.035	38.496	57.620	32.919	248.8	38:00.406	17	2	2:08.340	38.418	56.842	33.080	238.9	38:06.251
18	2	2:08.153	38.515	56.655	32.983	247.1	40:08.559	18	2	2:08.363	38.632	56.590	33.141	239.4	40:14.614
19	2	2:06.890	38.168	55.973	32.749	247.1	42:15.449	19	2	2:10.194	39.653	57.485	33.056	242.6	42:24.808
20	2	2:07.287	38.347	56.180	32.760	247.7	44:22.736	20	2	2:08.735	38.410	56.974	33.351	240.0	44:33.543
21	2	2:07.442	38.457	56.324	32.661	247.1	46:30.178	21	2	2:08.661	38.585	56.889	33.187	240.0	46:42.204
22	2	2:06.622	37.982	55.947	32.693	248.2	48:36.800	22	2	2:06.751	38.037	55.667	33.047	241.6	48:48.955
23	2	2:07.905	37.909	57.017	32.979	248.2	50:44.705	23	2	2:09.170	38.182	58.098	32.890	242.1	50:58.125
24	2	2:09.314	38.576	57.027	33.711	248.2	52:54.019	24	2	2:07.820	38.552	56.167	33.101	240.0	53:05.945
25	2	2:08.794	38.455	57.104	33.235	245.4	55:02.813	25	2	2:09.327	39.194	56.999	33.134	239.4	55:15.272
26	2	2:09.968	39.062	57.867	33.039	244.3	57:12.781	26	2	2:08.004	38.254	56.527	33.223	240.5	57:23.276





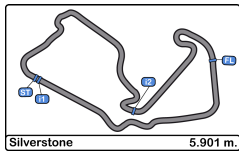
Silverstone
GT Cup Open Europe
Race - 1
Lap Analysis



13							22								
1 Jaime Font							1 Niki Leutwiler								
Porsche 991 Cup MY 2018							Porsche 911 Cup MY 2018								
AM							AM								
2 Joan Vinyes							2								
Baporo Motorsport							Niki Leutwiler/PZ OBERER ZURICHSEE by TFT								
Lap	D	Time	Sector 1	Sector 2	Sector 3	T. Spd	Elapsed	Lap	D	Time	Sector 1	Sector 2	Sector 3	T. Spd	Elapsed
1	2	2:17.853	43.966	1:00.253	33.634	240.0	2:17.853	1	2	2:12.936	42.203	57.428	33.305	235.8	2:12.936
2	2	2:09.566	38.849	57.134	33.583	240.5	4:27.419	2	2	2:08.541	38.868	56.426	33.247	240.0	4:21.477
3	2	2:09.510	39.413	56.873	33.224	238.9	6:36.929	3	2	2:08.687	38.787	56.455	33.445	241.0	6:30.164
4	2	2:09.334	38.964	56.722	33.648	237.3	8:46.263	4	2	2:08.141	38.713	56.200	33.228	238.4	8:38.305
5	2	2:08.982	39.068	56.504	33.410	236.8	10:55.245	5	2	2:08.817	38.818	56.580	33.419	238.9	10:47.122
6	2	2:08.953	38.853	56.736	33.364	239.4	13:04.198	6	2	2:08.426	38.581	56.663	33.182	240.5	12:55.548
7	2	2:09.686	38.957	57.319	33.410	238.9	15:13.884	7	2	2:09.668	38.627	56.496	34.545	240.0	15:05.216
8	2	2:09.578	38.968	56.979	33.631	239.4	17:23.462	8	2	2:08.057	38.561	56.286	33.210	242.6	17:13.273
9	2	2:10.626	39.305	57.641	33.680	237.8	19:34.088	9	2	2:07.983	38.817	56.014	33.152	242.1	19:21.256
10	2	2:10.144	39.251	57.132	33.761	240.0	21:44.232	10	2	2:07.959	38.389	56.378	33.192	244.3	21:29.215
11	2	2:10.341	39.459	57.339	33.543	236.8	23:54.573	11	2	2:08.731	38.462	56.675	33.594	241.6	23:37.946
12	2	2:09.770	39.597	56.761	33.412	238.9	26:04.343	12	2	2:08.359	38.633	56.735	32.991	242.1	25:46.305
13	2	2:14.300 P	39.382	57.095	37.823	237.3	28:18.643	13	2	2:08.121	38.475	56.466	33.180	241.6	27:54.426
14	1	3:20.172	1:48.167	58.229	33.776	238.9	31:38.815	14	2	2:13.520 P	38.577	57.068	37.875	242.1	30:07.946
15	1	2:11.475	39.388	57.948	34.139	238.4	33:50.290	15	2	3:25.870	1:55.891	56.539	33.440	237.8	33:33.816
16	1	2:11.665	39.587	58.349	33.729	235.8	36:01.955	16	2	2:08.903	38.902	56.768	33.233	240.0	35:42.719
17	1	2:10.194	39.234	57.091	33.869	240.0	38:12.149	17	2	2:08.767	38.999	56.450	33.318	240.0	37:51.486
18	1	2:10.664	39.244	57.431	33.989	239.4	40:22.813	18	2	2:08.312	38.811	56.367	33.134	241.0	39:59.798
19	1	2:10.273	39.406	57.140	33.727	236.3	42:33.086	19	2	2:08.498	38.748	56.679	33.071	239.4	42:08.296
20	1	2:11.868	39.312	57.173	35.383	239.4	44:44.954	20	2	2:09.223	39.755	56.292	33.176	242.1	44:17.519
21	1	2:10.668	39.669	57.129	33.870	239.4	46:55.622	21	2	2:08.042	38.668	56.088	33.286	240.0	46:25.561
22	1	2:10.271	39.358	56.981	33.932	240.5	49:05.893	22	2	2:07.374	38.568	55.803	33.003	242.6	48:32.935
23	1	2:09.761	39.292	56.642	33.827	240.0	51:15.654	23	2	2:20.088	38.426	1:08.293	33.369	241.6	50:53.023
24	1	2:10.101	39.966	56.634	33.501	239.4	53:25.755	24	2	2:08.100	38.831	56.065	33.204	241.0	53:01.123
25	1	2:09.563	39.188	56.597	33.778	238.9	55:35.318	25	2	2:07.960	38.324	56.446	33.190	241.6	55:09.083
26	1	2:10.831	39.253	57.607	33.971	238.9	57:46.149	26	2	2:08.053	38.775	55.883	33.395	240.5	57:17.136

18							22								
1 Guillem Pujeu							1 Niki Leutwiler								
McLaren 570S							Porsche 911 Cup MY 2018								
PROAM							AM								
2 Faust Salom							2								
Teo Martin Motorsport							Niki Leutwiler/PZ OBERER ZURICHSEE by TFT								
Lap	D	Time	Sector 1	Sector 2	Sector 3	T. Spd	Elapsed	Lap	D	Time	Sector 1	Sector 2	Sector 3	T. Spd	Elapsed
1	2	2:13.982	42.212	58.253	33.517	246.5	2:13.982	1	2	2:12.936	42.203	57.428	33.305	235.8	2:12.936
2	2	2:09.082	38.810	57.061	33.211	246.5	4:23.064	2	2	2:08.541	38.868	56.426	33.247	240.0	4:21.477
3	2	2:08.936	38.778	56.762	33.396	245.4	6:32.000	3	2	2:08.687	38.787	56.455	33.445	241.0	6:30.164
4	2	2:09.814	39.325	57.039	33.450	241.0	8:41.814	4	2	2:08.141	38.713	56.200	33.228	238.4	8:38.305
5	2	2:09.901	39.166	56.998	33.737	243.2	10:51.715	5	2	2:08.817	38.818	56.580	33.419	238.9	10:47.122
6	2	2:09.811	39.078	57.210	33.523	243.2	13:01.526	6	2	2:08.426	38.581	56.663	33.182	240.5	12:55.548
7	2	2:10.266	39.352	57.134	33.780	243.7	15:11.792	7	2	2:09.668	38.627	56.496	34.545	240.0	15:05.216
8	2	2:10.441	39.001	57.682	33.758	244.3	17:22.233	8	2	2:08.057	38.561	56.286	33.210	242.6	17:13.273
9	2	2:10.930	39.117	57.719	34.094	244.3	19:33.163	9	2	2:07.983	38.817	56.014	33.152	242.1	19:21.256
10	2	2:09.706	39.041	57.164	33.501	245.4	21:42.869	10	2	2:07.959	38.389	56.378	33.192	244.3	21:29.215
11	2	2:15.094 P	39.147	57.175	38.772	243.7	23:57.963	11	2	2:08.731	38.462	56.675	33.594	241.6	23:37.946
12	1	3:15.887	1:44.905	57.149	33.833	243.7	27:13.850	12	2	2:08.359	38.633	56.735	32.991	242.1	25:46.305
13	1	2:11.880	40.103	57.830	33.947	243.7	29:25.730	13	2	2:08.121	38.475	56.466	33.180	241.6	27:54.426
14	1	2:52.257 P	40.268	1:21.154	50.835	241.0	32:17.987	14	2	2:13.520 P	38.577	57.068	37.875	242.1	30:07.946



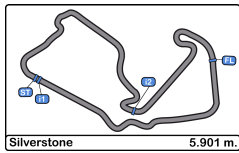


Silverstone
GT Cup Open Europe
Race - 1
Lap Analysis



27							32								
1 JP Mauro Lamborghini Huracan Super Trofeo Evo							1 Fernando Fortes Mercedes AMG GT4 HP								
2 Rodolfo Toni Vincenzo Sospiri Racing							2 Guilherme Reischl Victor Colome/Three Sixty Racing Team								
Lap	D	Time	Sector 1	Sector 2	Sector 3	T. Spd	Elapsed	Lap	D	Time	Sector 1	Sector 2	Sector 3	T. Spd	Elapsed
1	1	2:12.041	40.784	57.720	33.537	238.9	2:12.041	1	1	2:19.015	44.290	1:01.006	33.719	241.0	2:19.015
2	1	2:08.062	38.393	56.585	33.084	240.0	4:20.103	2	1	2:10.206	38.848	57.497	33.861	244.3	4:29.221
3	1	2:08.415	38.410	56.693	33.312	240.5	6:28.518	3	1	2:10.111	39.401	56.999	33.711	240.0	6:39.332
4	1	2:08.425	38.150	56.980	33.295	238.9	8:36.943	4	1	2:10.486	38.886	57.930	33.670	244.8	8:49.818
5	1	2:09.076	38.505	57.234	33.337	239.4	10:46.019	5	1	2:10.601	39.504	57.290	33.807	240.5	11:00.419
6	1	2:08.122	38.156	56.582	33.384	240.0	12:54.141	6	1	2:10.140	39.044	57.303	33.793	242.6	13:10.559
7	1	2:07.435	38.210	56.140	33.085	240.0	15:01.576	7	1	2:12.806	41.074	57.848	33.884	239.4	15:23.365
8	1	2:07.810	38.281	56.208	33.321	240.5	17:09.386	8	1	2:10.215	39.170	57.457	33.588	240.5	17:33.580
9	1	2:07.834	38.261	56.333	33.240	243.2	19:17.220	9	1	2:10.480	39.081	57.363	34.036	242.1	19:44.060
10	1	2:07.746	38.357	56.138	33.251	241.0	21:24.966	10	1	2:11.365	39.681	57.895	33.789	233.2	21:55.425
11	1	2:07.974	38.185	56.381	33.408	239.4	23:32.940	11	1	2:18.075 P	39.068	57.388	41.619	240.0	24:13.500
12	1	2:07.488	38.160	56.149	33.179	240.5	25:40.428	12	2	3:23.194	1:50.808	58.396	33.990	241.0	27:36.694
13	1	2:08.262	38.341	56.409	33.512	240.0	27:48.690	13	2	2:13.660	41.258	58.358	34.044	241.0	29:50.354
14	1	2:08.192	38.375	56.446	33.371	240.5	29:56.882	14	2	2:13.805	40.204	58.792	34.809	242.1	32:04.159
15	1	2:13.070 P	38.495	56.756	37.819	240.0	32:09.952	15	2	2:12.467	40.496	58.008	33.963	241.0	34:16.626
16	2	3:18.786	1:45.951	58.347	34.488	237.8	35:28.738	16	2	2:12.075	40.067	58.234	33.774	242.1	36:28.701
17	2	2:11.009	39.266	57.857	33.886	242.1	37:39.747	17	2	2:11.590	39.827	58.151	33.612	242.1	38:40.291
18	2	2:10.629	39.164	57.517	33.948	239.4	39:50.376	18	2	2:11.164	39.475	57.873	33.816	242.1	40:51.455
19	2	2:11.808	39.123	59.008	33.677	241.6	42:02.184	19	2	2:11.321	39.463	58.233	33.625	241.0	43:02.776
20	2	2:09.287	38.770	56.809	33.708	243.7	44:11.471	20	2	2:11.281	39.267	58.232	33.782	242.6	45:14.057
21	2	2:10.752	38.493	58.049	34.210	242.1	46:22.223	21	2	2:10.643	39.492	57.535	33.616	243.2	47:24.700
22	2	2:09.381	38.443	57.252	33.686	241.6	48:31.604	22	2	2:12.067	39.207	58.855	34.005	243.7	49:36.767
23	2	2:11.506	39.154	57.945	34.407	241.6	50:43.110	23	2	2:10.521	39.572	57.369	33.580	243.7	51:47.288
24	2	2:11.687	38.797	58.410	34.480	240.5	52:54.797	24	2	2:10.913	39.114	58.052	33.747	243.7	53:58.201
25	2	2:09.653	38.827	57.354	33.472	242.1	55:04.450	25	2	2:10.487	39.163	57.559	33.765	243.7	56:08.688
26	2	2:08.954	38.597	57.169	33.188	241.0	57:13.404	26	2	2:11.878	40.437	57.534	33.907	243.2	58:20.566





Silverstone
GT Cup Open Europe
Race - 1
Lap Analysis



35

1 Connor O'Brien

Aston Martin Vantage AMR

37

1 John De Wilde

Porsche 991 Cup MY 2018

PROAM

2 Charlie Eastwood

Optimum Motorsport

AM

2

EMG Motorsport

Lap	D	Time	Sector 1	Sector 2	Sector 3	T. Spd	Elapsed	Lap	D	Time	Sector 1	Sector 2	Sector 3	T. Spd	Elapsed
1	2	2:13.370	42.552	57.278	33.540	239.4	2:13.370	1	2:17.320	43.673	1:00.079	33.568	238.4	2:17.320	
2	2	2:08.642	38.567	56.866	33.209	243.7	4:22.012	2	2:09.880	38.721	57.279	33.880	239.4	4:27.200	
3	2	2:08.787	38.321	57.310	33.156	243.7	6:30.799	3	2:11.900	39.947	58.082	33.871	237.3	6:39.100	
4	2	2:08.152	38.296	56.676	33.180	243.2	8:38.951	4	2:09.829	38.906	57.117	33.806	236.8	8:48.929	
5	2	2:09.156	38.477	57.374	33.305	242.1	10:48.107	5	2:08.927	38.734	56.353	33.840	237.3	10:57.856	
6	2	2:08.265	38.421	56.535	33.309	241.6	12:56.372	6	2:09.196	38.871	56.694	33.631	236.3	13:07.052	
7	2	2:08.476	38.300	56.665	33.511	242.6	15:04.848	7	2:09.917	38.989	57.179	33.749	237.3	15:16.969	
8	2	2:07.958	38.383	56.419	33.156	243.2	17:12.806	8	2:10.012	39.148	57.073	33.791	237.8	17:26.981	
9	2	2:08.011	38.358	56.461	33.192	243.2	19:20.817	9	2:09.748	39.277	56.823	33.648	238.9	19:36.729	
10	2	2:07.848	38.448	56.274	33.126	242.6	21:28.665	10	2:09.780	38.872	57.134	33.774	238.4	21:46.509	
11	2	2:08.861	38.336	57.044	33.481	242.1	23:37.526	11	2:09.570	39.019	57.008	33.543	237.8	23:56.079	
12	2	2:08.354	38.424	56.648	33.282	243.2	25:45.880	12	2:14.119 P	38.951	56.807	38.361	239.4	26:10.198	
13	2	2:08.191	38.324	56.689	33.178	244.8	27:54.071	13	3:10.854	1:40.627	56.665	33.562	237.3	29:21.052	
14	2	2:13.218 P	38.363	57.203	37.652	244.8	30:07.289	14	2:09.546	38.786	56.991	33.769	236.8	31:30.598	
15	1	3:16.835	1:45.853	57.357	33.625	238.9	33:24.124	15	2:09.676	38.886	57.091	33.699	237.3	33:40.274	
16	1	2:09.395	38.848	56.829	33.718	242.1	35:33.519	16	2:09.322	38.855	56.820	33.647	236.8	35:49.596	
17	1	2:08.210	38.791	56.241	33.178	242.1	37:41.729	17	2:11.618	39.271	58.460	33.887	233.7	38:01.214	
18	1	2:08.864	38.656	56.666	33.542	243.2	39:50.593	18	2:09.940	39.392	56.930	33.618	232.7	40:11.154	
19	1	2:10.247	39.033	57.926	33.288	243.2	42:00.840	19	2:09.374	38.889	56.757	33.728	237.8	42:20.528	
20	1	2:08.577	38.564	56.558	33.455	243.7	44:09.417	20	2:09.452	38.957	56.843	33.652	239.4	44:29.980	
21	1	2:08.713	38.750	56.398	33.565	242.6	46:18.130	21	2:09.529	39.092	56.988	33.449	240.5	46:39.509	
22	1	2:08.622	38.481	56.755	33.386	243.7	48:26.752	22	2:08.733	38.805	56.474	33.454	238.9	48:48.242	
23	1	2:10.114	38.971	57.318	33.825	241.6	50:36.866	23	2:10.942	38.795	58.632	33.515	238.4	50:59.184	
24	1	2:08.475	38.445	56.937	33.093	243.7	52:45.341	24	2:09.775	38.767	57.617	33.391	238.9	53:08.959	
25	1	2:08.354	38.331	56.663	33.360	243.2	54:53.695	25	2:08.595	38.796	56.400	33.399	240.0	55:17.554	
26	1	2:10.424	38.892	57.783	33.749	241.0	57:04.119	26	2:08.871	38.441	56.973	33.457	239.4	57:26.425	

71

1 Pierre Martinet

Porsche 991 Cup MY 2017

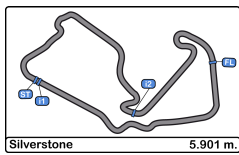
AM

2 Gérard Tremblay

Martinet By Almeras

Lap	D	Time	Sector 1	Sector 2	Sector 3	T. Spd	Elapsed
1	2	2:23.534	46.158	1:01.963	35.413	235.8	2:23.534
2	2	2:32.048	41.241	1:14.481	36.326	235.2	4:55.582
3	2	2:16.702	41.498	1:00.101	35.103	235.8	7:12.284
4	2	2:16.313	40.974	59.758	35.581	235.8	9:28.597
5	2	2:17.166	40.716	1:00.697	35.753	236.3	11:45.763
6	2	2:16.995	41.264	1:00.075	35.656	235.2	14:02.758
7	2	2:16.996	41.288	1:00.174	35.534	236.3	16:19.754
8	2	2:16.868	41.285	1:00.249	35.334	235.8	18:36.622
9	2	2:16.315	40.845	1:00.014	35.456	236.3	20:52.937
10	2	2:16.185	41.217	59.593	35.375	235.8	23:09.122
11	2	2:16.829	41.373	1:00.009	35.447	236.3	25:25.951
12	2	2:31.793 P	41.663	1:02.843	47.287	236.8	27:57.744
13	1	4:11.874	2:25.661	1:07.487	38.726	226.8	32:09.618
14	1	2:31.311	45.220	1:06.824	39.267	229.7	34:40.929
15	1	2:31.254	45.403	1:05.789	40.062	229.2	37:12.183
16	1	2:30.667	45.017	1:06.615	39.035	229.7	39:42.850
17	1	2:30.415	43.702	1:09.519	37.194	229.7	42:13.265
18	1	2:32.468	44.586	1:07.622	40.260	230.7	44:45.733
19	1	2:30.931	46.477	1:05.600	38.854	224.5	47:16.664
20	1	2:29.139	44.140	1:06.443	38.556	233.7	49:45.803
21	1	2:33.204	44.816	1:10.260	38.128	230.2	52:19.007
22	1	2:29.242	44.108	1:06.768	38.366	232.7	54:48.249
23	1	2:37.186	45.707	1:09.353	42.126	226.4	57:25.435





Silverstone
GT Cup Open Europe
Race - 1
Lap Analysis



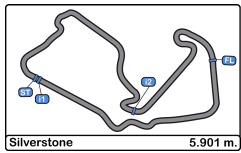
72 1 Christopher Murphy Aston Martin Vantage MY 2016
 AM 2 Adam Hatfield Christopher Murphy/Whitebridge Motorsport

81 1 Lino Curti Porsche 991 Cup MY 2018
 PROAM 2 Carlo Curti Tsunami RT

Lap	D	Time	Sector 1	Sector 2	Sector 3	T. Spd	Elapsed
1	2	2:22.518	45.614	1:01.672	35.232	235.8	2:22.518
2	2	2:12.993	39.791	58.774	34.428	238.4	4:35.511
3	2	2:12.829	39.739	58.445	34.645	238.9	6:48.340
4	2	2:13.054	39.880	58.683	34.491	237.3	9:01.394
5	2	2:12.857	39.827	58.569	34.461	238.4	11:14.251
6	2	2:13.524	40.052	58.866	34.606	237.8	13:27.775
7	2	2:13.711	39.895	59.124	34.692	238.4	15:41.486
8	2	2:13.882	40.021	59.293	34.568	238.9	17:55.368
9	2	2:13.710	40.101	58.920	34.689	239.4	20:09.078
10	2	2:13.794	40.031	59.101	34.662	236.8	22:22.872
11	2	2:13.571	40.021	58.971	34.579	237.8	24:36.443
12	2	2:12.728	39.713	58.620	34.395	241.6	26:49.171
13	2	2:13.418	39.911	58.900	34.607	240.5	29:02.589
14	2	2:19.613 P	39.918	59.200	40.495	238.4	31:22.202
15	1	3:50.232	2:13.442	1:00.776	36.014	232.7	35:12.434
16	1	2:17.971	41.533	1:00.541	35.897	237.8	37:30.405
17	1	2:16.841	41.232	59.994	35.615	236.8	39:47.246
18	1	2:19.940	41.348	1:02.841	35.751	234.2	42:07.186
19	1	2:19.350	42.166	1:01.000	36.184	234.7	44:26.536
20	1	2:20.641	41.473	1:02.305	36.863	237.3	46:47.177
21	1	2:21.909	41.718	1:03.472	36.719	236.8	49:09.086
22	1	2:17.630	41.529	1:00.537	35.564	236.8	51:26.716
23	1	2:17.820	41.113	1:00.799	35.908	234.2	53:44.536
24	1	2:17.819	41.098	1:00.674	36.047	237.3	56:02.355
25	1	2:17.676	41.092	1:00.719	35.865	240.0	58:20.031

Lap	D	Time	Sector 1	Sector 2	Sector 3	T. Spd	Elapsed
1	1	2:21.768	44.489	1:02.651	34.628	236.8	2:21.768
2	1	2:10.607	39.501	57.251	33.855	239.4	4:32.375
3	1	2:09.611	38.903	57.128	33.580	238.9	6:41.986
4	1	2:10.712	38.969	58.068	33.675	237.8	8:52.698
5	1	2:09.375	38.987	56.631	33.757	237.8	11:02.073
6	1	2:09.376	39.054	56.797	33.525	238.4	13:11.449
7	1	2:10.175	39.078	57.336	33.761	237.8	15:21.624
8	1	2:09.490	38.994	56.963	33.533	237.8	17:31.114
9	1	2:09.000	38.918	56.514	33.568	238.9	19:40.114
10	1	2:08.851	38.778	56.397	33.676	238.4	21:48.965
11	1	2:09.244	38.855	56.737	33.652	238.9	23:58.209
12	1	2:09.356	38.916	56.785	33.655	238.4	26:07.565
13	1	2:08.951	38.940	56.437	33.574	238.9	28:16.516
14	1	2:14.295 P	38.997	57.352	37.946	237.8	30:30.811
15	2	3:16.477	1:43.920	58.563	33.994	237.8	33:47.288
16	2	2:11.568	39.466	58.175	33.927	237.3	35:58.856
17	2	2:10.394	39.493	57.244	33.657	237.8	38:09.250
18	2	2:09.756	39.253	56.943	33.560	237.3	40:19.006
19	2	2:09.838	39.258	57.087	33.493	239.4	42:28.844
20	2	2:11.036	39.639	57.608	33.789	238.4	44:39.880
21	2	2:10.317	39.035	57.704	33.578	242.1	46:50.197
22	2	2:10.335	38.996	57.631	33.708	240.5	49:00.532
23	2	2:09.928	39.053	57.225	33.650	238.9	51:10.460
24	2	2:09.722	39.318	57.027	33.377	240.0	53:20.182
25	2	2:09.966	39.099	56.936	33.931	239.4	55:30.148
26	2	2:11.593	39.173	58.798	33.622	237.3	57:41.741



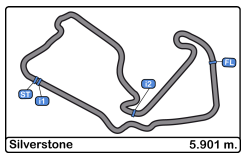


Silverstone
GT Cup Open Europe
Race - 1
Analysis by Lap



Num	Lap Time	Gap	Num	Lap Time	Gap	Num	Lap Time	Gap	Num	Lap Time	Gap	Num	Lap Time	Gap			
Lap 1			35	2:08.787	02.281	10	2:10.179	07.247	81	2:10.175	20.048	71	2:16.315	1:35.717	Num Lap Time Gap		
27	2:12.041		3	2:08.873	02.635	13	2:08.982	09.226	32	2:12.806	21.789	Lap 10					
12	2:12.509	00.468	18	2:08.936	03.482	37	2:08.927	11.837	2	2:11.965	30.401	27	2:07.746				
22	2:12.936	00.895	6	2:08.641	04.409	7	2:10.021	13.300	72	2:13.711	39.910	12	2:07.984	02.670			
35	2:13.370	01.329	10	2:08.481	05.344	32	2:10.601	14.400	71	2:16.996	1:18.178	3	2:08.125	03.280			
3	2:13.571	01.530	13	2:09.510	08.411	81	2:09.375	16.054	Num Lap Time Gap								
18	2:13.982	01.941	7	2:10.809	10.255	2	2:12.199	22.429	Lap 8								
6	2:15.216	03.175	37	2:11.900	10.582	72	2:12.857	28.232	27	2:07.810							
10	2:16.468	04.427	32	2:10.111	10.814	71	2:17.166	59.744	12	2:08.294	01.965						
37	2:17.320	05.279	81	2:09.611	13.468	Num Lap Time Gap			3	2:07.734	02.890						
13	2:17.853	05.812	2	2:11.074	16.310	Lap 6			35	2:07.958	03.420						
7	2:18.389	06.348	72	2:12.829	19.822	27	2:08.122		22	2:08.057	03.887						
32	2:19.015	06.974	71	2:16.702	43.766	12	2:08.195	00.735	18	2:10.441	12.847						
2	2:21.385	09.344	Num Lap Time Gap			22	2:08.426	01.407	10	2:10.418	12.984						
81	2:21.768	09.727	Lap 4			3	2:08.044	01.681	6	2:10.109	13.620						
72	2:22.518	10.477	27	2:08.425		35	2:08.265	02.231	13	2:09.578	14.076						
71	2:23.534	11.493	12	2:08.427	00.588	18	2:09.811	07.385	37	2:10.012	17.595						
Num Lap Time Gap			22	2:08.141	01.362	6	2:09.034	07.927	7	2:09.480	18.542						
Lap 2			35	2:08.152	02.008	10	2:09.170	08.295	81	2:09.490	21.728						
27	2:08.062		3	2:08.158	02.368	13	2:08.953	10.057	32	2:10.215	24.194						
12	2:08.466	00.872	18	2:09.814	04.871	37	2:09.196	12.911	2	2:11.777	34.368						
22	2:08.541	01.374	6	2:09.867	05.851	7	2:09.751	14.929	72	2:13.882	45.982						
35	2:08.642	01.909	10	2:09.225	06.144	32	2:10.140	16.418	71	2:16.868	1:27.236						
3	2:08.709	02.177	13	2:09.334	09.320	81	2:09.376	17.308	Num Lap Time Gap								
18	2:09.082	02.961	37	2:09.829	11.986	2	2:11.564	25.871	Lap 9								
6	2:09.070	04.183	7	2:10.525	12.355	72	2:13.524	33.634	27	2:07.834							
10	2:08.913	05.278	32	2:10.486	12.875	71	2:16.995	1:08.617	12	2:08.301	02.432						
37	2:09.880	07.097	81	2:10.712	15.755	Num Lap Time Gap			3	2:07.845	02.901						
13	2:09.566	07.316	2	2:11.421	19.306	Lap 7			35	2:08.011	03.597						
7	2:09.575	07.861	72	2:13.054	24.451	27	2:07.435		22	2:07.983	04.036						
32	2:10.206	09.118	71	2:16.313	51.654	12	2:08.181	01.481	10	2:09.889	15.039						
81	2:10.607	12.272	Num Lap Time Gap			3	2:08.720	02.966	18	2:10.930	15.943						
2	2:12.369	13.651	Lap 5			35	2:08.476	03.272	6	2:10.462	16.248						
72	2:12.993	15.408	27	2:09.076		22	2:09.668	03.640	13	2:10.626	16.868						
71	2:32.048	35.479	12	2:09.150	00.662	18	2:10.266	10.216	37	2:09.748	19.509						
Num Lap Time Gap			22	2:08.817	01.103	10	2:09.516	10.376	7	2:09.527	20.235						
Lap 3			3	2:08.467	01.759	6	2:10.829	11.321	81	2:09.000	22.894						
27	2:08.415		35	2:09.156	02.088	13	2:09.686	12.308	32	2:10.480	26.840						
12	2:08.129	00.586	18	2:09.901	05.696	37	2:09.917	15.393	2	2:12.116	38.650						
22	2:08.687	01.646	6	2:10.240	07.015	7	2:09.378	16.872	72	2:13.710	51.858						





Silverstone
GT Cup Open Europe
Race - 1
Analysis by Lap



Num	Lap Time	Gap
Lap 12		
27	2:07.488	
3	2:08.242	05.094
35	2:08.354	05.452
22	2:08.359	05.877
13	2:09.770	23.915
10	2:14.528	25.763
81	2:09.356	27.137
37	2:14.119	29.770
72	2:12.728	1:08.743
18	3:15.887	1:33.422
12	3:31.986	1:34.668
7	3:18.121	1:39.443
6	3:24.179	1:43.002
32	3:23.194	1:56.266
2	2:07.659	1:59.297

Num	Lap Time	Gap
Lap 13		
27	2:08.262	
3	2:08.141	04.973
35	2:08.191	05.381
22	2:08.121	05.736
71	2:31.793	1 Lap
81	2:08.951	27.826
13	2:14.300	29.953
72	2:13.418	1:13.899
10	3:13.650	1:31.151
37	3:10.854	1:32.362
18	2:11.880	1:37.040
12	2:11.052	1:37.458
6	2:06.675	1:41.415
7	2:11.216	1:42.397
2	2:07.325	1:58.360
32	2:13.660	2:01.664

Num	Lap Time	Gap
Lap 14		
27	2:08.192	
3	2:12.655	09.436
35	2:13.218	10.407
22	2:13.520	11.064

Num	Lap Time	Gap
Lap 15		
27	2:13.070	
18	2:52.257	1 Lap
35	3:16.835	1:14.172
3	3:27.212	1:23.578
22	3:25.870	1:23.864
37	2:09.676	1:30.322
10	2:08.810	1:32.531
6	2:05.556	1:33.129
81	3:16.477	1:37.336
12	2:09.387	1:38.723
13	2:11.475	1:40.338
7	2:09.462	1:40.665
2	2:07.748	1:52.364
32	2:12.467	2:06.674
71	2:31.311	1 Lap
72	3:50.232	3:02.482

Num	Lap Time	Gap
Lap 16		
27	3:18.786	
35	2:09.395	04.781
22	2:08.903	13.981
3	2:14.272	19.064
37	2:09.322	20.858
6	2:06.627	20.970
10	2:08.888	22.633
12	2:09.236	29.173
81	2:11.568	30.118

Num	Lap Time	Gap
Lap 17		
27	2:11.009	
35	2:08.210	01.982
22	2:08.767	11.739
6	2:08.032	17.993
10	2:09.035	20.659
37	2:11.618	21.467
3	2:13.862	21.917
12	2:08.340	26.504
81	2:10.394	29.503
7	2:10.062	31.600
13	2:10.194	32.402
2	2:07.063	36.949
32	2:11.590	1:00.544
71	2:30.667	1 Lap
72	2:16.841	2:07.499

Num	Lap Time	Gap
Lap 18		
27	2:10.629	
35	2:08.864	00.217
22	2:08.312	09.422
6	2:05.186	12.550
10	2:08.153	18.183
37	2:09.940	20.778
3	2:12.262	23.550
12	2:08.363	24.238
81	2:09.756	28.630
7	2:09.296	30.267
13	2:10.664	32.437
2	2:06.914	33.234
32	2:11.164	1:01.079

Num	Lap Time	Gap
Lap 19		
37	2:09.529	21.379
12	2:08.661	24.074
2	2:07.427	28.369
72	2:19.940	1 Lap
22	2:08.498	07.456
6	2:05.514	07.600
71	2:30.415	2 Laps
10	2:06.890	14.609
37	2:09.374	19.688
12	2:10.194	23.968
3	2:13.005	26.091
81	2:09.838	28.004
7	2:09.373	29.176
2	2:07.392	30.162
13	2:10.273	32.246
32	2:11.321	1:01.936

Num	Lap Time	Gap
Lap 20		
35	2:08.577	
27	2:09.287	02.054
6	2:06.930	05.953
22	2:09.223	08.102
10	2:07.287	13.319
72	2:19.350	1 Lap
37	2:09.452	20.563
12	2:08.735	24.126
3	2:12.075	29.589
2	2:08.070	29.655
81	2:11.036	30.463
7	2:10.387	30.986
13	2:11.868	35.537
71	2:32.468	2 Laps
32	2:11.281	1:04.640

Num	Lap Time	Gap
Lap 21		
35	2:08.713	
6	2:05.375	02.615
27	2:10.752	04.093
22	2:08.042	07.431
10	2:07.442	12.048

Num	Lap Time	Gap
Lap 22		
35	2:08.622	
6	2:06.161	00.154
27	2:09.381	04.852
22	2:07.374	06.183
10	2:06.622	10.048
37	2:08.733	21.490
12	2:06.751	22.203
2	2:06.735	26.482
81	2:10.335	33.780
7	2:10.163	34.156
3	2:12.096	37.462
13	2:10.271	39.141
72	2:21.909	1 Lap
32	2:12.067	1:10.015
71	2:29.139	2 Laps

Num	Lap Time	Gap
Lap 23		
6	2:09.214	
35	2:10.114	00.746
27	2:11.506	06.990
10	2:07.905	08.585
22	2:20.088	16.903
12	2:09.170	22.005
37	2:10.942	23.064
2	2:06.622	23.736
81	2:09.928	34.340
7	2:10.160	34.948
3	2:11.268	39.362

Num	Lap Time	Gap
Lap 24		
27	2:08.192	
3	2:12.655	09.436
35	2:13.218	10.407
22	2:13.520	11.064

Num	Lap Time	Gap
Lap 25		
27	2:08.192	
3	2:12.655	09.436
35	2:13.218	10.407
22	2:13.520	11.064

Num	Lap Time	Gap
Lap 26		
27	2:08.192	
3	2:12.655	09.436
35	2:13.218	10.407
22	2:13.520	11.064

Num	Lap Time	Gap
Lap 27		
27	2:08.192	
3	2:12.655	09.436
35	2:13.218	10.407
22	2:13.520	11.064

Num	Lap Time	Gap
Lap 28		
27	2:08.192	
3	2:12.655	09.436
35	2:13.218	10.407
22	2:13.520	11.064

Num	Lap Time	Gap
Lap 29		
27	2:08.192	
3	2:12.655	09.436
35	2:13.218	10.407
22	2:13.520	11.064

Num	Lap Time	Gap
Lap 30		
27	2:08.192	
3	2:12.655	09.436
35	2:13.218	10.407
22	2:13.520	11.064

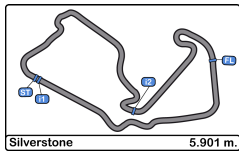
Num	Lap Time	Gap
Lap 31		
27	2:08.192	
3	2:12.655	09.436
35	2:13.218	10.407
22	2:13.520	11.064

Num	Lap Time	Gap
Lap 32		
27	2:08.192	
3	2:12.655	09.436
35	2:13.218	10.407
22	2:13.520	11.064

Num	Lap Time	Gap
Lap 33		
27	2:08.192	
3	2:12.655	09.436
35	2:13.218	10.407
22	2:13.520	11.064

Num	Lap Time	Gap
Lap 34		
27	2:08.192	
3	2:12.655	09.436
35	2:13.218	10.407
22	2:13.520	11.064



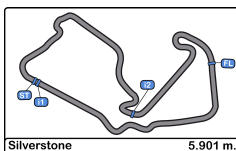


Silverstone
GT Cup Open Europe
Race - 1
Analysis by Lap



Num	Lap Time	Gap	Num	Lap Time	Gap
13	2:09.761	39.534	Lap 26		
72	2:17.630	1 Lap	6	2:09.329	
32	2:10.521	1:11.168	35	2:10.424	04.187
71	2:33.204	2 Laps	10	2:09.968	12.849
Lap 24			27	2:08.954	13.472
6	2:06.728		22	2:08.053	17.204
35	2:08.475	02.493	12	2:08.004	23.344
10	2:09.314	11.171	2	2:07.862	23.580
27	2:11.687	11.949	71	2:37.186	3 Laps
22	2:08.100	18.275	37	2:08.871	26.493
12	2:07.820	23.097	7	2:11.062	41.575
2	2:07.611	24.619	81	2:11.593	41.809
37	2:09.775	26.111	13	2:10.831	46.217
81	2:09.722	37.334	3	2:11.499	50.756
7	2:09.887	38.107	72	2:17.676	1 Lap
13	2:10.101	42.907	32	2:11.878	1:20.634
3	2:12.401	45.035			
72	2:17.820	1 Lap			
32	2:10.913	1:15.353			
71	2:29.242	2 Laps			
Lap 25					
6	2:07.755				
35	2:08.354	03.092			
10	2:08.794	12.210			
27	2:09.653	13.847			
22	2:07.960	18.480			
12	2:09.327	24.669			
2	2:08.183	25.047			
37	2:08.595	26.951			
81	2:09.966	39.545			
7	2:09.490	39.842			
13	2:09.563	44.715			
3	2:11.306	48.586			
72	2:17.819	1 Lap			
32	2:10.487	1:18.085			



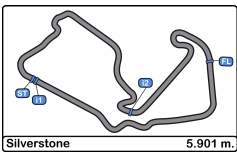


Silverstone
GT Cup Open Europe
Race - 1
Best Sectors Results












Sector - 1				Sector - 2				Sector - 3				Ideal Lap vs Best Lap				
Clas	Nº	Driver	Time	Nº	Driver	Time	Nº	Driver	Time	Clas	Nº	Driver	Ideal Lap	Best Lap	Clas	
1	6	Koller - Liberati	37.463	6	Koller - Liberati	54.864	10	Díaz-Varela - Cerqueda	32.661	1	6	Koller - Liberati	2:05.062	2:05.186	1	
2	10	Díaz-Varela - Cerqueda	37.909	12	Glauco Solieri	55.667	6	Koller - Liberati	32.735	2	10	Díaz-Varela - Cerqueda	2:06.517	2:06.622	2	
3	2	Basso - Salas	38.023	2	Basso - Salas	55.681	2	Basso - Salas	32.829	3	2	Basso - Salas	2:06.533	2:06.622	3	
4	12	Glauco Solieri	38.037	22	Niki Leutwiler	55.803	12	Glauco Solieri	32.890	4	12	Glauco Solieri	2:06.594	2:06.751	4	
5	27	Mauro - Toni	38.150	10	Díaz-Varela - Cerqueda	55.947	22	Niki Leutwiler	32.991	5	22	Niki Leutwiler	2:07.118	2:07.374	5	
6	35	O'Brien - Eastwood	38.296	3	Vandierendonck -	55.998	27	Mauro - Toni	33.084	6	27	Mauro - Toni	2:07.372	2:07.435	6	
7	22	Niki Leutwiler	38.324	27	Mauro - Toni	56.138	35	O'Brien - Eastwood	33.093	7	35	O'Brien - Eastwood	2:07.630	2:07.848	8	
8	3	Vandierendonck -	38.369	35	O'Brien - Eastwood	56.241	18	Pujeu - Salom	33.211	8	3	Vandierendonck -	2:07.634	2:07.734	7	
9	37	John De Wilde	38.441	37	John De Wilde	56.353	13	Font - Vinyes	33.224	9	37	John De Wilde	2:08.185	2:08.595	9	
10	7	De Fulgencio - Vivacqua	38.669	81	Curti - Curti	56.397	3	Vandierendonck -	33.267	10	81	Curti - Curti	2:08.552	2:08.851	10	
11	81	Curti - Curti	38.778	13	Font - Vinyes	56.504	7	De Fulgencio - Vivacqua	33.354	11	13	Font - Vinyes	2:08.577	2:08.953	12	
12	18	Pujeu - Salom	38.778	18	Pujeu - Salom	56.762	81	Curti - Curti	33.377	12	18	Pujeu - Salom	2:08.751	2:08.936	11	
13	32	Fortes - Reischl	38.848	7	De Fulgencio - Vivacqua	56.839	37	John De Wilde	33.391	13	7	De Fulgencio - Vivacqua	2:08.862	2:09.296	13	
14	13	Font - Vinyes	38.849	32	Fortes - Reischl	56.999	32	Fortes - Reischl	33.580	14	32	Fortes - Reischl	2:09.427	2:10.111	14	
15	72	Murphy - Hatfield	39.713	72	Murphy - Hatfield	58.445	72	Murphy - Hatfield	34.395	15	72	Murphy - Hatfield	2:12.553	2:12.728	15	
16	71	Martinet - Tremblay	40.716	71	Martinet - Tremblay	59.593	71	Martinet - Tremblay	35.103	16	71	Martinet - Tremblay	2:15.412	2:16.185	16	



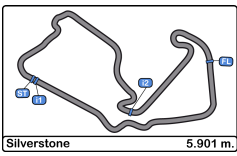


Silverstone
 GT Cup Open Europe
 Race - 1
 Leader Sequence



Nº	Entrant/Team	Nat	Driver 1	Nat	Driver 2	Nat	Vehicle	Cat	Start Lap	End Lap	Laps	Total Laps
27	Vincenzo Sospiri Racing	 ITA	<u>JP Mauro</u>	 BRA	Rodolfo Toni	 BRA	Lamborghini Huracan Super Trofeo Evo	AM	1	18	18	18
35	Optimum Motorsport	 GBR	Connor O'Brien	 IRL	<u>Charlie Eastwood</u>	 IRL	Aston Martin Vantage AMR	PROAM	19	22	4	4
6	Vincenzo Sospiri Racing	 ITA	<u>Hans-Peter Koller</u>	 CHE	Edoardo Liberati	 ITA	Lamborghini Huracan Super Trofeo Evo	PROAM	23	26	4	4



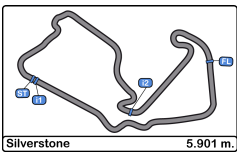


Silverstone
GT Cup Open Europe
Race - 1
Best 5 Lap Times



Cl	Nº	Entrant/Team	Nat	Driver 1	Nat	Status	Driver 2	Nat	Status	Vehicle	Cat	Cl	Best 1		Best 2		Best 3		Best 4		Best 5	
													Time	Lap	Time	Lap	Time	Lap	Time	Lap	Time	Lap
1	6	Vincenzo Sospiri Racing	ITA	Hans-Peter Koller	CHE		Edoardo Liberati	ITA		Lamborghini Huracan Super Trofeo	PROAM	1	2:05.186	18	2:05.375	21	2:05.514	19	2:05.556	15	2:06.161	22
2	2	Sports and You	PRT	Marcio Basso	BRA		Guilherme Salas	BRA		Mercedes AMG GT4 HP	PROAM	2	2:06.622	23	2:06.735	22	2:06.914	18	2:07.063	17	2:07.317	16
3	10	Baporo Motorsport	ESP	Daniel Díaz-Varela	ESP		Manel Cerqueda	AND		Audi R8 LMS	AM	1	2:06.622	22	2:06.890	19	2:07.287	20	2:07.442	21	2:07.905	23
4	12	Antonelli MotorSport	ITA	Glauco Solieri	ITA					Lamborghini Huracan Super Trofeo	AM	2	2:06.751	22	2:07.820	24	2:07.984	10	2:08.004	26	2:08.129	3
5	22	Niki Leutwiler/PZ OBERER ZURICHSEE by TFT	CHE	Niki Leutwiler	CHE					Porsche 911 Cup MY 2018	AM	3	2:07.374	22	2:07.959	10	2:07.960	25	2:07.983	9	2:08.042	21
6	27	Vincenzo Sospiri Racing	ITA	JP Mauro	BRA		Rodolfo Toni	BRA		Lamborghini Huracan Super Trofeo	AM	4	2:07.435	7	2:07.488	12	2:07.746	10	2:07.810	8	2:07.834	9
7	3	EMG Motorsport	BEL	Nicolas Vandierendonck	BEL		Bas Schouten	NLD		Porsche 991 Cup MY 2018	PROAM	3	2:07.734	8	2:07.845	9	2:08.044	6	2:08.125	10	2:08.141	13
8	35	Optimum Motorsport	GBR	Connor O'Brien	IRL		Charlie Eastwood	IRL		Aston Martin Vantage AMR	PROAM	4	2:07.848	10	2:07.958	8	2:08.011	9	2:08.152	4	2:08.191	13
9	37	EMG Motorsport	BEL	John De Wilde	BEL					Porsche 991 Cup MY 2018	AM	5	2:08.595	25	2:08.733	22	2:08.871	26	2:08.927	5	2:09.196	6
10	81	Tsunami RT	ITA	Lino Curti	ITA		Carlo Curti	ITA		Porsche 991 Cup MY 2018	PROAM	5	2:08.851	10	2:08.951	13	2:09.000	9	2:09.244	11	2:09.356	12
11	18	Teo Martin Motorsport	ESP	Guillem Pujeu	ESP		Faust Salom	ESP		McLaren 570S	PROAM	6	2:08.936	3	2:09.082	2	2:09.706	10	2:09.811	6	2:09.814	4
12	13	Baporo Motorsport	ESP	Jaume Font	ESP		Joan Vinyes	AND		Porsche 991 Cup MY 2018	AM	6	2:08.953	6	2:08.982	5	2:09.334	4	2:09.510	3	2:09.563	25
13	7	Teo Martin Motorsport	ESP	Marc De Fulgencio	ESP		Thiago Vivacqua	BRA		McLaren 570S	PROAM	7	2:09.296	18	2:09.373	19	2:09.378	7	2:09.462	15	2:09.480	8
14	32	Victor Colome/Three Sixty Racing Team	ESP	Fernando Fortes	BRA		Guilherme Reischl	BRA		Mercedes AMG GT4 HP	AM	7	2:10.111	3	2:10.140	6	2:10.206	2	2:10.215	8	2:10.480	9
15	72	Christopher Murphy/Whitebridge Motorsport	GBR	Christopher Murphy	GBR		Adam Hatfield	GBR		Aston Martin Vantage MY 2016	AM	8	2:12.728	12	2:12.829	3	2:12.857	5	2:12.993	2	2:13.054	4
16	71	Martinet By Almeras	FRA	Pierre Martinet	FRA		Gérard Tremblay	FRA		Porsche 991 Cup MY 2017	AM	9	2:16.185	10	2:16.313	4	2:16.315	9	2:16.702	3	2:16.829	11



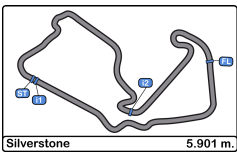


Silverstone
GT Cup Open Europe
Race - 1
Best 5 Top Speeds



Cl	Nº	Entrant/Team	Nat	Driver 1	Nat	Driver 2	Nat	Vehicle	Cat	Cl	Top 1		Top 2		Top 3		Top 4		Top 5		Avg
											Km/h	Lap	Km/h	Lap	Km/h	Lap	Km/h	Lap	Km/h	Lap	
1	10	Baporo Motorsport	ESP	Daniel Díaz-Varela	ESP	Manel Cerqueda	AND	Audi R8 LMS	AM	1	248.8	17	248.2	22	248.2	23	248.2	24	247.7	20	248.2
2	2	Sports and You	PRT	Marcio Basso	BRA	Guilherme Salas	BRA	Mercedes AMG GT4 HP	PROAM	1	247.7	24	245.4	26	244.8	22	244.8	23	243.7	19	245.3
3	7	Teo Martin Motorsport	ESP	Marc De Fulgencio	ESP	Thiago Vivacqua	BRA	McLaren 570S	PROAM	2	246.5	22	246.5	24	246.0	2	246.0	9	246.0	26	246.2
4	18	Teo Martin Motorsport	ESP	Guillem Pujeu	ESP	Faust Salom	ESP	McLaren 570S	PROAM	3	246.5	1	246.5	2	245.4	3	245.4	10	244.3	8	245.6
5	32	Victor Colomo/Three Sixty Racing Team	ESP	Fernando Fortes	BRA	Guilherme Reischl	BRA	Mercedes AMG GT4 HP	AM	2	244.8	4	244.3	2	243.7	22	243.7	23	243.7	24	244.1
6	35	Optimum Motorsport	GBR	Connor O'Brien	IRL	Charlie Eastwood	IRL	Aston Martin Vantage AMR	PROAM	4	244.8	13	244.8	14	243.7	2	243.7	3	243.7	20	244.2
7	22	Niki Leutwiler/PZ OBERER ZURICHSEE by TFT	CHE	Niki Leutwiler	CHE			Porsche 911 Cup MY 2018	AM	3	244.3	10	242.6	8	242.6	22	242.1	9	242.1	12	242.8
8	27	Vincenzo Sospiri Racing	ITA	JP Mauro	BRA	Rodolfo Toni	BRA	Lamborghini Huracan Super Trofeo	AM	4	243.7	20	243.2	9	242.1	17	242.1	21	242.1	25	242.6
9	12	Antonelli MotorSport	ITA	Glauco Solieri	ITA			Lamborghini Huracan Super Trofeo	AM	5	242.6	19	242.1	23	241.6	22	240.5	13	240.5	26	241.5
10	81	Tsunami RT	ITA	Lino Curti	ITA	Carlo Curti	ITA	Porsche 991 Cup MY 2018	PROAM	5	242.1	21	240.5	22	240.0	24	239.4	2	239.4	19	240.3
11	6	Vincenzo Sospiri Racing	ITA	Hans-Peter Koller	CHE	Edoardo Liberati	ITA	Lamborghini Huracan Super Trofeo	PROAM	6	241.6	15	241.0	16	240.5	4	240.5	21	240.0	3	240.7
12	72	Christopher Murphy/Whitebridge Motorsport	GBR	Christopher Murphy	GBR	Adam Hatfield	GBR	Aston Martin Vantage MY 2016	AM	6	241.6	12	240.5	13	240.0	25	239.4	9	238.9	3	240.1
13	3	EMG Motorsport	BEL	Nicolas Vandierendonck	BEL	Bas Schouten	NLD	Porsche 991 Cup MY 2018	PROAM	7	241.0	3	241.0	22	241.0	23	241.0	24	240.5	2	240.9
14	13	Baporo Motorsport	ESP	Jaume Font	ESP	Joan Vinyes	AND	Porsche 991 Cup MY 2018	AM	7	240.5	2	240.5	22	240.0	1	240.0	10	240.0	17	240.2
15	37	EMG Motorsport	BEL	John De Wilde	BEL			Porsche 991 Cup MY 2018	AM	8	240.5	21	240.0	25	239.4	2	239.4	12	239.4	20	239.7
16	71	Martinet By Almeras	FRA	Pierre Martinet	FRA	Gérard Tremblay	FRA	Porsche 991 Cup MY 2017	AM	9	236.8	12	236.3	5	236.3	7	236.3	9	236.3	11	236.4



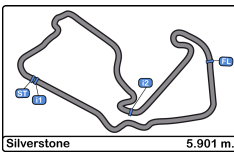


Silverstone
GT Cup Open Europe
Race - 1
Fastest Laps Sequence



Lap	Time of Day	Session Time	Nº	Entrant/Team	Nat	Driver 1	Nat	Driver 2	Nat	Vehicle	Cat	Time	Km/h
2	13:52:55.030	4:20.030	27	Vincenzo Sospiri Racing	ITA	<u>JP Mauro</u>	BRA	Rodolfo Toni	BRA	Lamborghini Huracan Super Trofeo Evo	AM	2:08.062	165.8
6	14:01:30.749	12:55.749	3	EMG Motorsport	BEL	Nicolas Vandierendonck	BEL	<u>Bas Schouten</u>	NLD	Porsche 991 Cup MY 2018	PROAM	2:08.044	165.9
7	14:03:36.503	15:01.503	27	Vincenzo Sospiri Racing	ITA	<u>JP Mauro</u>	BRA	Rodolfo Toni	BRA	Lamborghini Huracan Super Trofeo Evo	AM	2:07.435	166.7
13	14:18:05.031	29:30.031	6	Vincenzo Sospiri Racing	ITA	Hans-Peter Koller	CHE	<u>Edoardo Liberati</u>	ITA	Lamborghini Huracan Super Trofeo Evo	PROAM	2:06.675	167.7
15	14:22:18.008	33:43.008	6	Vincenzo Sospiri Racing	ITA	Hans-Peter Koller	CHE	<u>Edoardo Liberati</u>	ITA	Lamborghini Huracan Super Trofeo Evo	PROAM	2:05.556	169.1
18	14:28:37.852	40:02.852	6	Vincenzo Sospiri Racing	ITA	Hans-Peter Koller	CHE	<u>Edoardo Liberati</u>	ITA	Lamborghini Huracan Super Trofeo Evo	PROAM	2:05.186	169.6





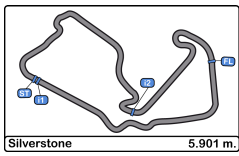
Silverstone
GT Cup Open Europe
Race - 1



Event Best Maximum Speed

Nº	Entrant/Team	Nat	Driver 1	Nat	Driver 2	Nat	Vehicle	Cat	Km/h	Session
10	Baporo Motorsport	ESP	Daniel Díaz-Varela	ESP	Manel Cerqueda	AND	Audi R8 LMS	AM	248.8	Race - 1
18	Teo Martin Motorsport	ESP	Guillem Pujeu	ESP	Faust Salom	ESP	McLaren 570S	PROAM	247.7	Qualifying - 1 Driver - 1
7	Teo Martin Motorsport	ESP	Marc De Fulgencio	ESP	Thiago Vivacqua	BRA	McLaren 570S	PROAM	247.7	Qualifying - 1 Driver - 1
2	Sports and You	PRY	Marcio Basso	BRA	Guilherme Salas	BRA	Mercedes AMG GT4 HP	PROAM	247.7	Race - 1
32	Victor Colome/Three Sixty Racing Team	ESP	Fernando Fortes	BRA	Guilherme Reischl	BRA	Mercedes AMG GT4 HP	AM	244.8	Race - 1
35	Optimum Motorsport	GBR	Connor O'Brien	IRL	Charlie Eastwood	IRL	Aston Martin Vantage AMR	PROAM	244.8	Race - 1
27	Vincenzo Sospiri Racing	ITA	JP Mauro	BRA	Rodolfo Toni	BRA	Lamborghini Huracan Super Trofeo Evo	AM	244.3	Qualifying - 1 Driver - 1
22	Niki Leutwiler/PZ OBERER ZURICHSEE by TFT	CHE	Niki Leutwiler	CHE			Porsche 911 Cup MY 2018	AM	244.3	Race - 1
12	Antonelli MotorSport	ITA	Glauco Solieri	ITA			Lamborghini Huracan Super Trofeo Evo	AM	243.7	Qualifying - 1 Driver - 1
81	Tsunami RT	ITA	Lino Curti	ITA	Carlo Curti	ITA	Porsche 991 Cup MY 2018	PROAM	242.1	Race - 1
6	Vincenzo Sospiri Racing	ITA	Hans-Peter Koller	CHE	Edoardo Liberati	ITA	Lamborghini Huracan Super Trofeo Evo	PROAM	241.6	Qualifying - 1 Driver - 1
72	Christopher Murphy/Whitebridge Motorsport	GBR	Christopher Murphy	GBR	Adam Hatfield	GBR	Aston Martin Vantage MY 2016	AM	241.6	Race - 1
3	EMG Motorsport	BEL	Nicolas Vandierendonck	BEL	Bas Schouten	NLD	Porsche 991 Cup MY 2018	PROAM	241.0	Race - 1
13	Baporo Motorsport	ESP	Jaume Font	ESP	Joan Vinyes	AND	Porsche 991 Cup MY 2018	AM	240.5	Race - 1
37	EMG Motorsport	BEL	John De Wilde	BEL			Porsche 991 Cup MY 2018	AM	240.5	Race - 1
71	Martinet By Almeras	FRA	Pierre Martinet	FRA	Gérard Tremblay	FRA	Porsche 991 Cup MY 2017	AM	240.0	Qualifying - 1 Driver - 1





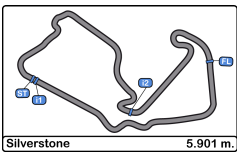
Silverstone
 GT Cup Open Europe
 Race - 1
 Lap Chart



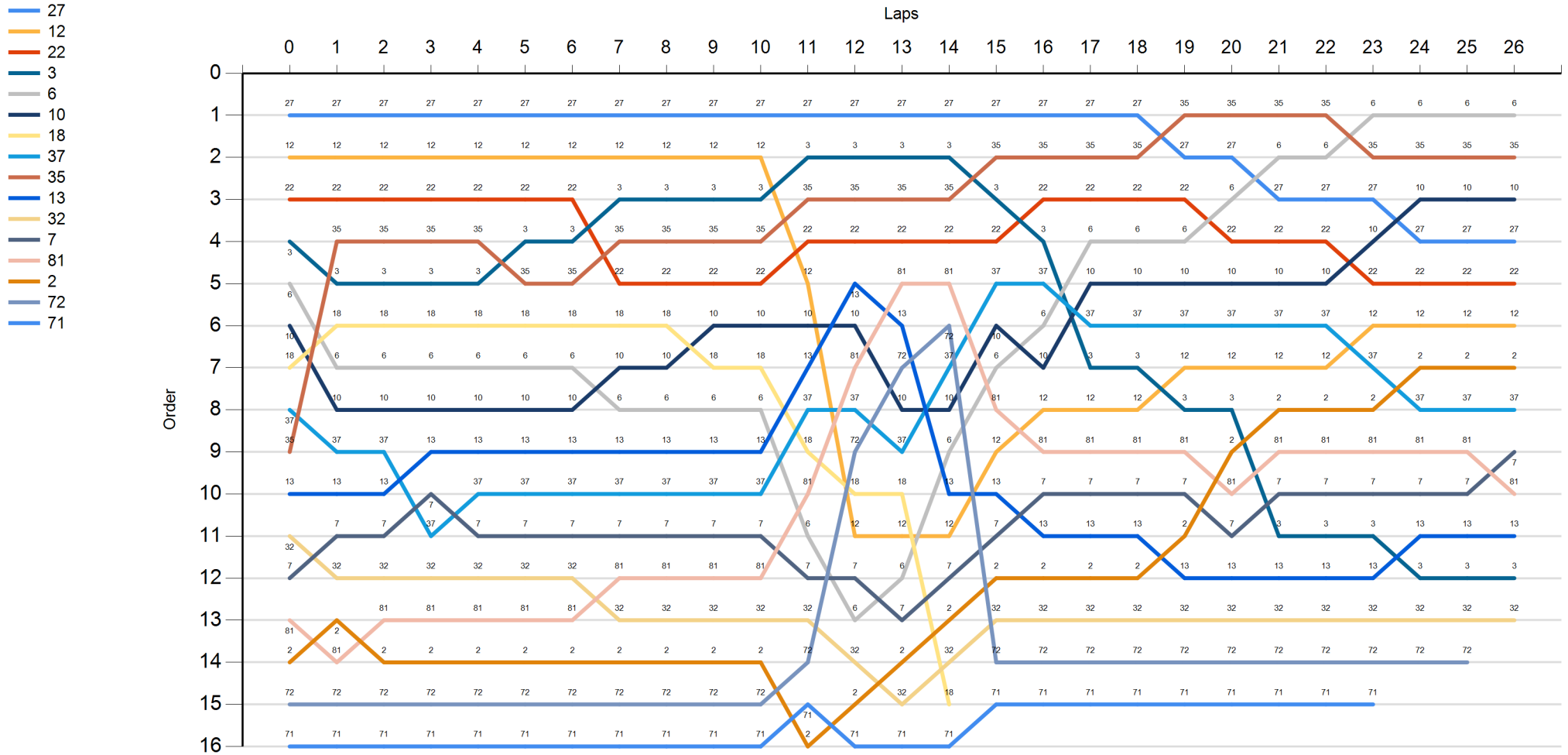
LAP

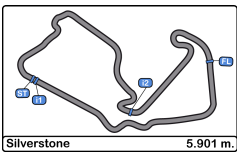
Nr	Po	Grid	1	2	3	4	5	6	7	8	9	10	11	12	13	14	15	16	17	18	19	20	21	22	23	24	25	26	
27	1	27	27	27	27	27	27	27	27	27	27	27	27	27	27	27	27	27	27	27	35	35	35	35	6	6	6	6	
12	2	12	12	12	12	12	12	12	12	12	12	12	3	3	3	3	35	35	35	35	27	27	6	6	35	35	35	35	
22	3	22	22	22	22	22	22	22	3	3	3	3	35	35	35	35	3	22	22	22	22	6	27	27	27	10	10	10	
3	4	3	35	35	35	35	3	3	35	35	35	35	22	22	22	22	22	3	6	6	6	22	22	22	10	27	27	27	
6	5	6	3	3	3	3	35	35	22	22	22	22	12	13	81	81	37	37	10	10	10	10	10	10	22	22	22	22	
10	6	10	18	18	18	18	18	18	18	18	10	10	10	10	13	72	10	6	37	37	37	37	37	37	12	12	12	12	
18	7	18	6	6	6	6	6	6	10	10	18	18	13	81	72	37	6	10	3	3	12	12	12	12	37	2	2	2	
37	8	37	10	10	10	10	10	10	6	6	6	6	37	37	10	10	81	12	12	12	3	3	2	2	2	37	37	37	
35	9	35	37	37	13	13	13	13	13	13	13	13	18	72	37	6	12	81	81	81	81	2	81	81	81	81	81	81	7
13	10	13	13	13	7	37	37	37	37	37	37	37	81	18	18	13	13	7	7	7	7	81	7	7	7	7	7	7	81
32	11	32	7	7	37	7	7	7	7	7	7	7	6	12	12	12	7	13	13	13	2	7	3	3	3	13	13	13	
7	12	7	32	32	32	32	32	32	81	81	81	81	7	7	6	7	2	2	2	2	13	13	13	13	13	3	3	3	
81	13	81	2	81	81	81	81	81	32	32	32	32	32	6	7	2	32	32	32	32	32	32	32	32	32	32	32	32	
2	14	2	81	2	2	2	2	2	2	2	2	2	72	32	2	32	72	72	72	72	72	72	72	72	72	72	72	72	
72	15	72	72	72	72	72	72	72	72	72	72	72	71	2	32	18	71	71	71	71	71	71	71	71	71	71	71	71	
71	16	71	71	71	71	71	71	71	71	71	71	71	2	71	71	71	71	71	71	71	71	71	71	71	71	71	71	71	





Silverstone
GT Cup Open Europe
Race - 1
Graphic Lap Chart



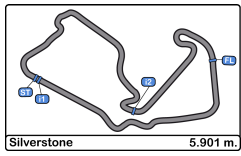


Silverstone
GT Cup Open Europe
Race - 1
Pit Stop Analysis

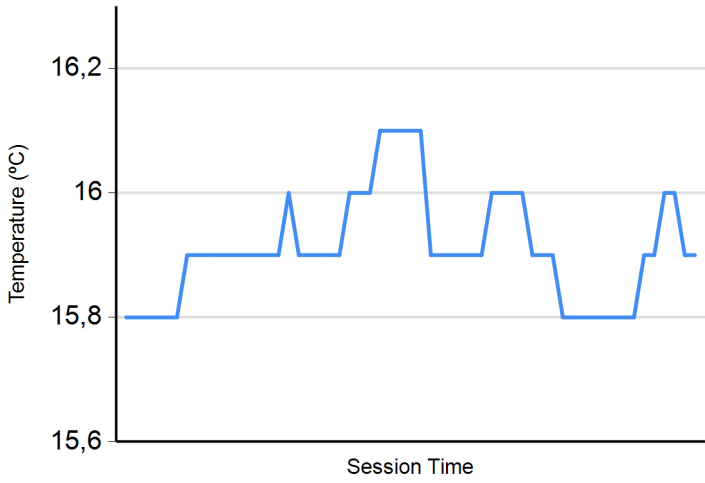


Nr.	In Day Time	Entrant/Team	Nat	Driver 1	Nat	Driver 2	Nat	Vehicle	Cat	In Time	Stop N°	Pit Time	Handicap	Penalty
2	14:10:45.291	Sports and You		Marcio Basso		Guilherme Salas		Mercedes AMG GT4 HP	PROAM	22:10.364	1	1:16.023	1:15	
12	14:12:15.650	Antonelli MotorSport		Glauco Solieri				Lamborghini Huracan Super Trofeo Evo	AM	23:40.724	1	1:27.878	1:25	
18	14:12:30.071	Teo Martin Motorsport		Guillem Pujeu		Faust Salom		McLaren 570S	PROAM	23:55.144	1	1:10.452	1:10	
6	14:12:31.946	Vincenzo Sospiri Racing		Hans-Peter Koller		Edoardo Liberati		Lamborghini Huracan Super Trofeo Evo	PROAM	23:57.020	1	1:21.339	1:20	
7	14:12:34.162	Teo Martin Motorsport		Marc De Fulgencio		Thiago Vivacqua		McLaren 570S	PROAM	23:59.235	1	1:13.025	1:10	
32	14:12:45.807	Victor Colome/Three Sixty		Fernando Fortes		Guilherme Reischl		Mercedes AMG GT4 HP	AM	24:10.880	1	1:14.067	1:05	
10	14:14:39.295	Baporo Motorsport		Daniel Díaz-Varela		Manel Cerqueda		Audi R8 LMS	AM	26:04.368	1	1:05.698	1:05	
37	14:14:42.785	EMG Motorsport		John De Wilde				Porsche 991 Cup MY 2018	AM	26:07.859	1	1:05.679	1:15	-9.321
71	14:16:29.939	Martinet By Almeras		Pierre Martinet		Gérard Tremblay		Porsche 991 Cup MY 2017	AM	27:55.012	1	1:42.547	1:05	
13	14:16:51.376	Baporo Motorsport		Jaume Font		Joan Vinyes		Porsche 991 Cup MY 2018	AM	28:16.450	1	1:13.145	1:05	
3	14:18:39.315	EMG Motorsport		Nicolas Vandierendonck		Bas Schouten		Porsche 991 Cup MY 2018	PROAM	30:04.388	1	1:14.694	1:25	-10.306
35	14:18:40.200	Optimum Motorsport		Connor O'Brien		Charlie Eastwood		Aston Martin Vantage AMR	PROAM	30:05.273	1	1:10.978	1:10	
22	14:18:40.947	Niki Leutwiler/PZ OBERER		Niki Leutwiler				Porsche 911 Cup MY 2018	AM	30:06.020	1	1:21.699	1:20	
81	14:19:03.469	Tsunami RT		Lino Curti		Carlo Curti		Porsche 991 Cup MY 2018	PROAM	30:28.543	1	1:08.127	1:05	
72	14:19:55.202	Christopher Murphy/Whitebridge		Christopher Murphy		Adam Hatfield		Aston Martin Vantage MY 2016	AM	31:20.275	1	1:35.272	1:05	
27	14:20:42.918	Vincenzo Sospiri Racing		JP Mauro		Rodolfo Toni		Lamborghini Huracan Super Trofeo Evo	AM	32:07.992	1	1:10.057	1:10	

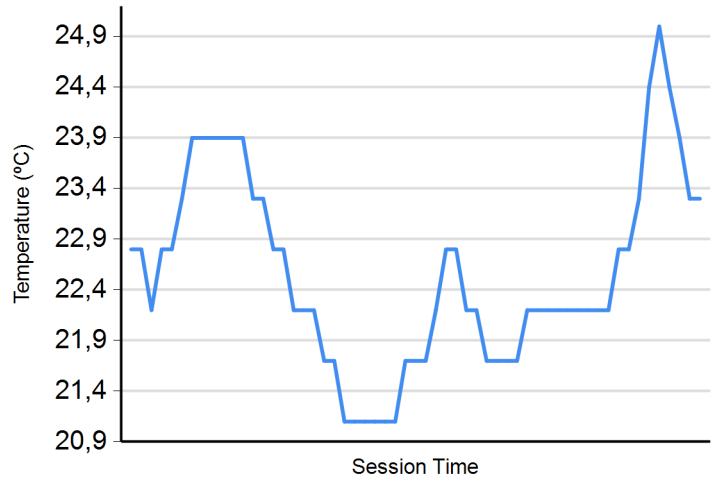




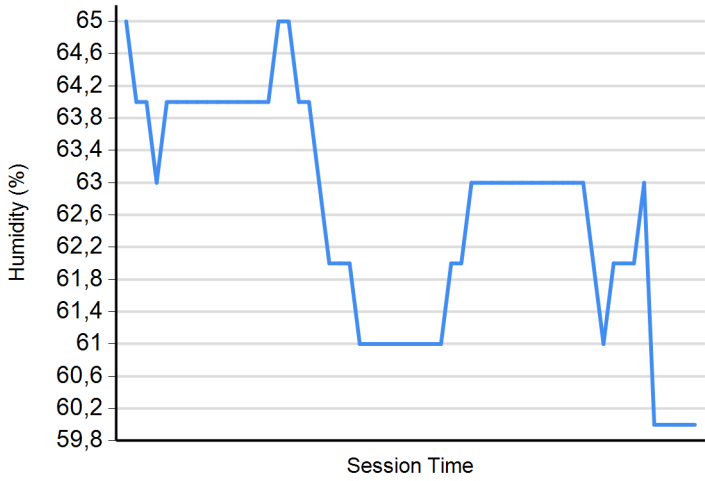
Air Temperature



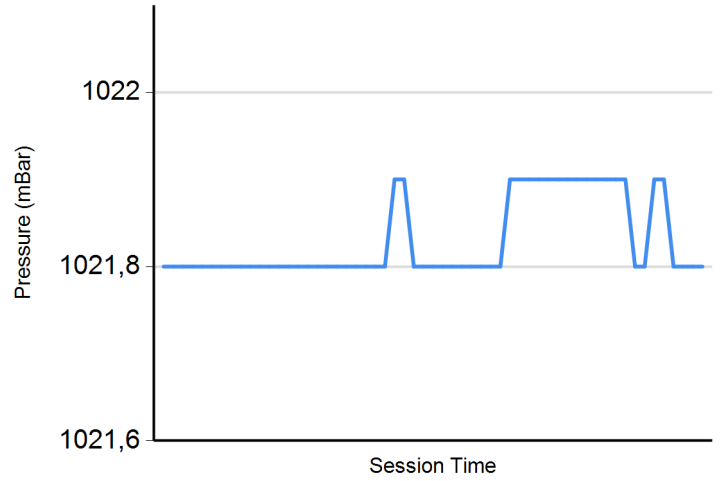
Track Temperature



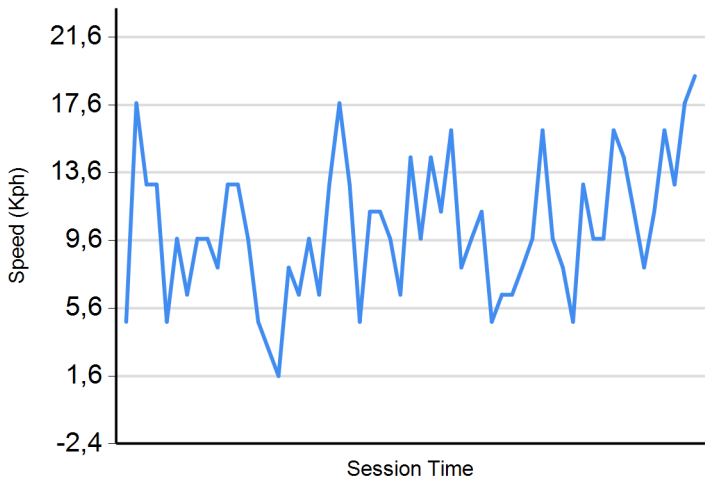
Humidity



Pressure



Wind Speed



Wind direction

North = 0°/360° Est = 90° South = 180° West = 270°

