

Silverstone
GT Cup Open Europe
Qualifying - 2 Driver - 2
Provisional Results




Cls	Nº	Entrant/Team	Nat	Driver 1	Nat	Driver 2	Nat	Vehicle	Cat	Cls	Laps	Best	Time	Gap	Interval	Km/h
1	6	Vincenzo Sospiri Racing	ITA	Hans-Peter Koller	CHE	<u>Edoardo Liberati</u>	ITA	Lamborghini Huracan Super Trofeo Evo	PROAM	1	7	3	2:04.571			170.5
2	2	Sports and You	BRN	Marcio Basso	BRA	<u>Guilherme Salas</u>	BRA	Mercedes AMG GT4 HP	PROAM	2	8	7	2:05.513	0.942	0.942	169.2
3	12	Antonelli MotorSport	ITA	Glauco Solieri	ITA			Lamborghini Huracan Super Trofeo Evo	AM	1	10	8	2:05.540	0.969	0.027	169.2
4	10	Baporo Motorsport	ESP	Daniel Díaz-Varela	ESP	<u>Manel Cerqueda</u>	AND	Audi R8 LMS	AM	2	8	7	2:05.575	1.004	0.035	169.1
5	35	Niki Leutwiler/PZ OBERER ZÜRICHSEE by TFT	CHE	Niki Leutwiler	CHE			Porsche 911 Cup MY 2018	AM	3	11	8	2:05.870	1.299	0.295	168.7
6	22	Optimum Motorsport	GBR	<u>Connor O'Brien</u>	IRL	Charlie Eastwood	IRL	Aston Martin Vantage AMR	PROAM	3	11	8	2:06.731	2.160	0.861	167.6
7	37	EMG Motorsport	BEL	John De Wilde	BEL			Porsche 911 Cup MY 2018	AM	4	11	9	2:06.993	2.422	0.262	167.2
8	13	Baporo Motorsport	ESP	<u>Jaume Font</u>	ESP	Joan Vinyes	AND	Porsche 991 Cup MY 2018	AM	5	10	9	2:07.215	2.644	0.222	166.9
9	7	Teo Martin Motorsport	ESP	Marc De Fulgencio	ESP	<u>Thiago Vivacqua</u>	BRA	McLaren 570S	PROAM	4	6	4	2:07.416	2.845	0.201	166.7
10	81	Tsunami RT	ITA	Lino Curti	ITA	<u>Carlo Curti</u>	ITA	Porsche 991 Cup MY 2018	PROAM	5	11	10	2:07.769	3.198	0.353	166.2
11	3	EMG Motorsport	BEL	<u>Nicolas Vandierendonck</u>	BEL	Bas Schouten	NLD	Porsche 991 Cup MY 2018	PROAM	6	11	10	2:08.810	4.239	1.041	164.9
12	18	Teo Martin Motorsport	ESP	<u>Guillem Pujeu</u>	ESP	Faust Salom	ESP	McLaren 570S	PROAM	7	8	7	2:08.994	4.423	0.184	164.6
13	27	Vincenzo Sospiri Racing	ITA	JP Mauro	BRA	<u>Rodolfo Toni</u>	BRA	Lamborghini Huracan Super Trofeo Evo	AM	6	3	3	2:11.818	7.247	2.824	161.1
14	71	Martinet By Almeras	FRA	<u>Pierre Martinet</u>	FRA	Gérard Tremblay	FRA	Porsche 991 Cup MY 2017	AM	7	9	7	2:22.768	18.197	10.950	148.7
15	32	Victor Colome/Three Sixty Racing Team	ESP	Fernando Fortes	BRA	<u>Guilherme Reischl</u>	BRA	Mercedes AMG GT4 HP	AM	8	1	1	9:03:49.86	9:01:45.2	9:01:27.0	00.0

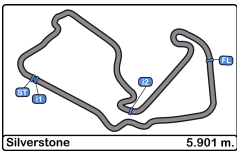
CAR 22 TIME 2:07.098 DELETED IMPROVING UNDER YELLOW FLAG
 CAR 12 TIME 2:07.249 DELETED IMPROVING UNDER YELLOW FLAG
 CAR 35 TIME 2:07.924 DELETED IMPROVING UNDER YELLOW FLAG
 CAR 37 TIME 2:08.275 DELETED IMPROVING UNDER YELLOW FLAG
 CAR 81 TIME 2:09.307 DELETED IMPROVING UNDER YELLOW FLAG
 CAR 10 TIME 2:07.149 DELETED TRACK LIMITS AT T 7 AND 10
 CAR 10 TIME 2:05.871 DELETED TRACK LIMITS AT T 7 AND 10
 CAR 18 TIME 2:08.302 DELETED TRACK LIMITS AT T 11
 CAR 18 TIME 2:08.470 DELETED TRACK LIMITS AT T 11

Published at:.....

Track Temp: 13.9 °C Air Temp: 10.9 °C Humidity: 80 % Track Status: DRY

Stewards:	Race Director:	Timekeeper: 
-----------	----------------	---






Silverstone
GT Cup Open Europe
Qualifying - 2 Driver - 2
Provisional Results by Class



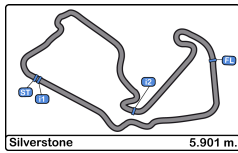
Cls	Nº	Entrant/Team	Nat	Driver 1	Nat	Driver 2	Nat	Vehicle	Cat	Cls	Laps	Best	Time	Gap	Interval	Km/h
PROAM																
1	6	Vincenzo Sospiri Racing	ITA	Hans-Peter Koller	CHE	<u>Edoardo Liberati</u>	ITA	Lamborghini Huracan Super Trofeo Evo	PROAM	1	7	3	2:04.571			170.5
2	2	Sports and You	BRA	Marcio Basso	BRA	<u>Guilherme Salas</u>	BRA	Mercedes AMG GT4 HP	PROAM	2	8	7	2:05.513	0.942	0.942	169.2
3	35	Optimum Motorsport	GBR	<u>Connor O'Brien</u>	IRL	Charlie Eastwood	IRL	Aston Martin Vantage AMR	PROAM	3	11	8	2:06.731	2.160	1.218	167.6
4	7	Teo Martin Motorsport	ESP	Marc De Fulgencio	ESP	<u>Thiago Vivacqua</u>	BRA	McLaren 570S	PROAM	4	6	4	2:07.416	2.845	0.685	166.7
5	81	Tsunami RT	ITA	Lino Curti	ITA	<u>Carlo Curti</u>	ITA	Porsche 991 Cup MY 2018	PROAM	5	11	10	2:07.769	3.198	0.353	166.2
6	3	EMG Motorsport	BEL	<u>Nicolas Vandierendonck</u>	BEL	Bas Schouten	NLD	Porsche 991 Cup MY 2018	PROAM	6	11	10	2:08.810	4.239	1.041	164.9
7	18	Teo Martin Motorsport	ESP	<u>Guillem Pujeu</u>	ESP	Faust Salom	ESP	McLaren 570S	PROAM	7	8	7	2:08.994	4.423	0.184	164.6
AM																
1	12	Antonelli MotorSport	ITA	Glauco Solieri	ITA			Lamborghini Huracan Super Trofeo Evo	AM	1	10	8	2:05.540			169.2
2	10	Baporo Motorsport	ESP	Daniel Díaz-Varela	ESP	<u>Manel Cerqueda</u>	AND	Audi R8 LMS	AM	2	8	7	2:05.575	0.035	0.035	169.1
3	22	<small>Niki Leutwiler/P2 OBERER ZURICHSEE by TFT</small>	CHE	Niki Leutwiler	CHE			Porsche 911 Cup MY 2018	AM	3	11	8	2:05.870	0.330	0.295	168.7
4	37	EMG Motorsport	BEL	John De Wilde	BEL			Porsche 991 Cup MY 2018	AM	4	11	9	2:06.993	1.453	1.123	167.2
5	13	Baporo Motorsport	ESP	<u>Jaume Font</u>	ESP	Joan Vinyes	AND	Porsche 991 Cup MY 2018	AM	5	10	9	2:07.215	1.675	0.222	166.9
6	27	Vincenzo Sospiri Racing	ITA	JP Mauro	BRA	<u>Rodolfo Toni</u>	BRA	Lamborghini Huracan Super Trofeo Evo	AM	6	3	3	2:11.818	6.278	4.603	161.1
7	71	Martinet By Almeras	FRA	<u>Pierre Martinet</u>	FRA	Gérard Tremblay	FRA	Porsche 991 Cup MY 2017	AM	7	9	7	2:22.768	17.228	10.950	148.7
8	32	Victor Colome/Three Sixty Racing Team	ESP	Fernando Fortes	BRA	<u>Guilherme Reischl</u>	BRA	Mercedes AMG GT4 HP	AM	8	1	1	9:03:49.86	9:01:44.3	9:01:27.0	00.0

Published at:.....

Track Temp: 13.9 °C Air Temp: 10.9 °C Humidity: 80 % Track Status: DRY

Stewards:	Race Director:	Timekeeper: 
-----------	----------------	---



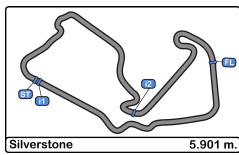


Silverstone
GT Cup Open Europe
Qualifying - 2 Driver - 2
Lap Analysis



2							12										
1 Marcio Basso			Mercedes AMG GT4 HP				1 Glauco Solieri			Lamborghini Huracan Super Trofeo Evo							
PROAM			Sports and You				AM			Antonelli MotorSport							
Lap	D	Time	Sector 1	Sector 2	Sector 3	T. Spd	Elapsed	Lap	D	Time	Sector 1	Sector 2	Sector 3	T. Spd	Elapsed		
1	2	9:06:40.294	9:04:59.350	1:04.190	36.754	227.8	9:06:40.294	1	12	9:03:01.800	9:01:09.275	1:09.976	42.549	194.9	9:03:01.800		
2	2	2:29.116 P	39.865	59.293	49.958	220.4	9:09:09.410	2	12	2:12.826	40.933	57.824	34.069	235.2	9:05:14.626		
3	2	10:20.710	8:52.140	55.779	32.791	236.8	9:19:30.120	3	12	2:07.349	38.715	55.700	32.934	238.9	9:07:21.975		
4	2	2:18.262	39.402	58.380	40.480	211.3	9:21:48.382	4	12	2:39.950 P	38.113	1:04.285	57.552	241.0	9:10:01.925		
5	2	2:06.259	38.368	55.242	32.649	240.0	9:23:54.641	5	12	9:42.227	8:05.917	1:02.005	34.305	191.1	9:19:44.152		
6	2	2:05.671	37.909	55.121	32.641	242.1	9:26:00.312	6	12	2:06.779	38.379	55.492	32.908	239.4	9:21:50.931		
7	2	2:05.513	38.017	54.952	32.544	241.6	9:28:05.825	7	12	2:05.817	37.868	55.464	32.485	241.0	9:23:56.748		
8	2	2:36.171 P	38.710	1:03.656	53.805	224.0	9:30:41.996	8	12	2:05.540	37.723	55.288	32.529	242.1	9:26:02.288		
3							9										
1 Nicolas Vandierendonck			Porsche 991 Cup MY 2018				1 Jaume Font			Porsche 991 Cup MY 2018							
PROAM			EMG Motorsport				AM			Baporo Motorsport							
Lap	D	Time	Sector 1	Sector 2	Sector 3	T. Spd	Elapsed	Lap	D	Time	Sector 1	Sector 2	Sector 3	T. Spd	Elapsed		
1	3	9:03:17.270	9:01:20.074	1:14.472	42.724	160.4	9:03:17.270	1	13	9:03:40.586	9:01:38.670	1:19.389	42.527	90.6	9:03:40.586		
2	3	2:28.685	48.731	1:05.172	34.782	176.1	9:05:45.955	2	13	2:37.358	50.090	1:10.773	36.495	164.8	9:06:17.944		
3	3	2:11.709	40.046	57.839	33.824	236.8	9:07:57.664	3	13	2:49.693 P	46.413	1:07.927	55.353	115.2	9:09:07.637		
4	3	2:57.532 P	39.920	1:19.841	57.771	173.3	9:10:55.196	4	13	10:19.766	8:46.318	59.374	34.074	234.2	9:19:27.403		
5	3	8:53.646	7:19.569	1:00.093	33.984	189.4	9:19:48.842	5	13	2:07.871	38.480	56.058	33.333	241.0	9:21:35.274		
6	3	2:10.265	39.181	57.562	33.522	237.8	9:21:59.107	6	13	2:08.837	38.756	56.265	33.816	239.4	9:23:44.111		
7	3	2:09.161	38.989	56.643	33.529	237.8	9:24:08.268	7	13	2:09.878	40.623	55.903	33.352	233.2	9:25:53.989		
8	3	2:09.261	38.941	56.650	33.670	237.8	9:26:17.529	8	13	2:07.913	38.716	55.995	33.202	239.4	9:28:01.902		
9	3	2:09.103	39.014	56.487	33.602	237.8	9:28:26.632	9	13	2:07.215	38.701	55.225	33.289	238.9	9:30:09.117		
10	3	2:08.810	38.690	56.642	33.478	238.9	9:30:35.442	10	13	3:15.150 P	52.414	1:24.097	58.639	133.0	9:33:24.267		
11	3	2:54.684 P	49.745	1:08.405	56.534	167.7	9:33:30.126	6									
1							18										
1 Hans-Peter Koller			Lamborghini Huracan Super Trofeo Evo				PROAM			1 Guillem Pujeu				McLaren 570S			
PROAM			Vincenzo Sospiri Racing				2 Faust Salom			Teo Martin Motorsport							
Lap	D	Time	Sector 1	Sector 2	Sector 3	T. Spd	Elapsed	Lap	D	Time	Sector 1	Sector 2	Sector 3	T. Spd	Elapsed		
1	6	9:11:11.584 P	9:08:54.787	1:27.197	49.600	175.8	9:11:11.584	1	18	9:08:19.942	9:06:35.859	1:08.464	35.619	186.5	9:08:19.942		
2	6	10:04.260	8:30.453	1:00.792	33.015	197.0	9:21:15.844	2	18	2:57.108 P	51.439	1:16.241	49.428	186.8	9:11:17.050		
3	6	2:04.571	37.682	54.524	32.365	238.9	9:23:20.415	3	18	8:42.356	7:00.056	1:06.902	35.398	145.9	9:19:59.406		
4	6	2:07.321	37.744	56.568	33.009	238.9	9:25:27.736	4	18	2:09.440	39.473	56.939	33.028	242.1	9:22:08.846		
5	6	2:05.754	37.267	55.770	32.717	240.0	9:27:33.490	5	18	2:08.302	38.592	56.742	32.968	247.1	9:24:17.148		
6	6	2:06.905	37.536	56.020	33.349	240.5	9:29:40.395	6	18	2:08.470	38.841	56.477	33.152	244.3	9:26:25.618		
7	6	2:40.979 P	44.745	1:03.767	52.467	195.6	9:32:21.374	7	18	2:08.994	39.202	56.615	33.177	244.8	9:28:34.612		
7							8										
1 Marc De Fulgencio			McLaren 570S				2 Niki Leutwiler			Porsche 911 Cup MY 2018							
PROAM			Teo Martin Motorsport				AM			Niki Leutwiler/PZ OBERER ZURICHSEE by TFT							
Lap	D	Time	Sector 1	Sector 2	Sector 3	T. Spd	Elapsed	Lap	D	Time	Sector 1	Sector 2	Sector 3	T. Spd	Elapsed		
1	7	9:10:51.592 P	9:08:35.437	1:20.889	55.266	145.7	9:10:51.592	1	22	9:02:54.372	9:01:06.747	1:07.445	40.180	148.7	9:02:54.372		
2	7	9:04.730	7:24.516	1:05.706	34.508	133.4	9:19:56.322	2	22	2:13.641	39.234	57.556	36.851	238.9	9:05:08.013		
3	7	2:07.665	38.664	56.144	32.857	243.7	9:22:03.987	3	22	2:07.000	38.532	55.681	32.885	240.0	9:07:15.111		
4	7	2:07.416	38.428	56.011	32.977	244.8	9:24:11.403	4	22	2:39.518 P	38.140	1:03.856	57.522	240.0	9:09:54.629		
5	7	2:07.712	38.465	56.224	33.023	244.3	9:26:19.115	5	22	9:30.878	7:57.512	59.221	34.145	219.9	9:19:25.507		
6	7	2:22.496 P	38.514	56.125	47.857	244.8	9:28:41.611	6	22	2:06.341	38.504	55.158	32.679	240.5	9:21:31.848		
10							11										
1 Daniel Díaz-Varela			Audi R8 LMS				2 Manel Cerqueda			Baporo Motorsport							
AM			Baporo Motorsport				1			2							
Lap	D	Time	Sector 1	Sector 2	Sector 3	T. Spd	Elapsed	Lap	D	Time	Sector 1	Sector 2	Sector 3	T. Spd	Elapsed		
1	10	9:06:47.901	9:05:02.129	1:07.754	38.018	183.3	9:06:47.901	1	11	9:02:54.372	9:01:06.747	1:07.445	40.180	148.7	9:02:54.372		
2	10	2:33.204 P	41.409	59.271	52.524	243.2	9:09:21.105	2	11	2:13.641	39.234	57.556	36.851	238.9	9:05:08.013		
3	10	10:00.492	8:28.761	58.780	32.951	239.4	9:19:21.597	3	11	2:07.000	38.532	55.681	32.885	240.0	9:07:15.111		
4	10	2:07.140	38.462	56.169	32.518	244.3	9:21:28.746	4	11	2:39.518 P	38.140	1:03.856	57.522	240.0	9:09:54.629		
5	10	2:05.874	37.974	55.522	32.375	246.5	9:23:34.617	5	11	9:30.878	7:57.512	59.221	34.145	219.9	9:19:25.507		
6	10	2:05.712	38.075	55.055	32.582	247.1	9:25:40.329	6	11	2:06.341	38.504	55.158	32.679	240.5	9:21:31.848		
7	10	2:05.575	37.832	55.288	32.455	247.1	9:27:45.904	7	11	2:06.284	38.348	55.262	32.674	241.0	9:23:38.132		
8	10	2:25.188 P	37.956	55.517	51.715	246.5	9:30:11.092	8	11	2:05.870	38.127	55.105	32.638	241.6	9:25:44.002		





Silverstone
GT Cup Open Europe
Qualifying - 2 Driver - 2
Lap Analysis



27	1 JP Mauro	Lamborghini Huracan Super Trofeo Evo	81	1 Lino Curti	Porsche 991 Cup MY 2018
AM	2 Rodolfo Toni	Vincenzo Sospiri Racing	PROAM	2 Carlo Curti	Tsunami RT

Lap D	Time	Sector 1	Sector 2	Sector 3	T. Spd	Elapsed	Lap D	Time	Sector 1	Sector 2	Sector 3	T. Spd	Elapsed
1 2	9:03:13.565	9:01:15.896	1:16.043	41.626	147.9	9:03:13.565	1 2	9:03:22.627	9:01:18.135	1:21.515	42.977	102.9	9:03:22.627
2 2	2:18.889	42.034	1:00.000	36.855	228.8	9:05:32.454	2 2	2:13.668	41.506	58.537	33.625	236.3	9:05:36.295
3 2	2:11.818	39.803	58.353	33.662	238.9	9:07:44.272	3 2	2:09.307	39.507	56.496	33.304	236.3	9:07:45.602
4 2		38.482			240.0		4 2	2:33.379 P	39.049	1:07.202	47.128	237.8	9:10:18.981

32	1 Fernando Fortes	Mercedes AMG GT4 HP	5 2	9:07.685	7:35.421	58.650	33.614	237.8	9:19:26.666
AM	2 Guilherme Reischl	Victor Colome/Three Sixty Racing Team	6 2	2:08.306	38.823	56.055	33.428	237.8	9:21:34.972

Lap D	Time	Sector 1	Sector 2	Sector 3	T. Spd	Elapsed	Lap D	Time	Sector 1	Sector 2	Sector 3	T. Spd	Elapsed
1 2	9:03:49.863	9:02:01.695	1:09.563	38.605	150.8	9:03:49.863	5 2	9:07.685	7:35.421	58.650	33.614	237.8	9:19:26.666
2 2		43.579			238.4		6 2	2:08.306	38.823	56.055	33.428	237.8	9:21:34.972
							7 2	2:12.311	38.843	56.150	37.318	237.8	9:23:47.283
							8 2	2:07.807	38.694	55.971	33.142	238.9	9:25:55.090
							9 2	2:07.829	38.677	56.061	33.091	238.9	9:28:02.919
							10 2	2:07.769	38.648	55.928	33.193	240.0	9:30:10.688
							11 2	2:47.947 P	43.370	1:12.675	51.902	151.6	9:32:58.635

35	1 Connor O'Brien	Aston Martin Vantage AMR	PROAM	2 Charlie Eastwood	Optimum Motorsport
-----------	------------------	--------------------------	-------	--------------------	--------------------

Lap D	Time	Sector 1	Sector 2	Sector 3	T. Spd	Elapsed
1 1	9:03:13.080	9:01:15.243	1:16.092	41.745	144.7	9:03:13.080
2 1	2:29.067	48.520	1:06.343	34.204	166.4	9:05:42.147
3 1	2:07.924	38.380	56.808	32.736	241.6	9:07:50.071
4 1	2:56.168 P	39.054	1:20.147	56.967	167.7	9:10:46.239
5 1	8:43.394	7:09.444	59.227	34.723	214.2	9:19:29.633
6 1	2:07.108	38.291	56.072	32.745	243.7	9:21:36.741
7 1	2:07.112	38.184	55.891	33.037	243.7	9:23:43.853
8 1	2:06.731	38.129	55.613	32.989	242.1	9:25:50.584
9 1	2:07.205	38.092	56.134	32.979	242.6	9:27:57.789
10 1	2:06.773	38.173	55.627	32.973	243.2	9:30:04.562
11 1	2:50.193 P	48.236	1:12.811	49.146	164.3	9:32:54.755

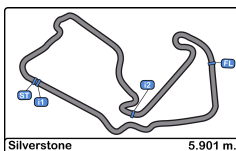
37	1 John De Wilde	Porsche 991 Cup MY 2018	AM	2	EMG Motorsport
-----------	-----------------	-------------------------	----	---	----------------

Lap D	Time	Sector 1	Sector 2	Sector 3	T. Spd	Elapsed
1	9:03:16.638	9:01:19.251	1:14.846	42.541	160.9	9:03:16.638
2	2:28.351	48.883	1:05.112	34.356	162.1	9:05:44.989
3	2:08.275	38.774	56.414	33.087	237.3	9:07:53.264
4	2:57.093 P	39.450	1:20.445	57.198	169.0	9:10:50.357
5	8:44.708	7:12.541	58.555	33.612	233.7	9:19:35.065
6	2:07.307	38.473	55.896	32.938	238.4	9:21:42.372
7	2:07.551	38.461	55.809	33.281	237.3	9:23:49.923
8	2:07.096	38.248	55.916	32.932	240.0	9:25:57.019
9	2:06.993	38.219	55.775	32.999	240.5	9:28:04.012
10	2:07.398	38.507	55.956	32.935	238.9	9:30:11.410
11	3:16.724 P	52.788	1:22.381	1:01.555	144.1	9:33:28.134

71	1 Pierre Martinet	Porsche 991 Cup MY 2017	AM	2 Gérard Tremblay	Martinet By Almeras
-----------	-------------------	-------------------------	----	-------------------	---------------------

Lap D	Time	Sector 1	Sector 2	Sector 3	T. Spd	Elapsed
1 1	9:04:05.483	9:01:48.728	1:27.552	49.203	125.8	9:04:05.483
2 1	2:51.761	57.670	1:12.617	41.474	165.3	9:06:57.244
3 1	2:55.980 P	46.664	1:11.655	57.661	229.2	9:09:53.224
4 1	10:15.068	8:24.289	1:10.936	39.843	133.4	9:20:08.292
5 1	2:27.517	43.916	1:05.361	38.240	233.2	9:22:35.809
6 1	2:23.039	42.912	1:02.940	37.187	234.7	9:24:58.848
7 1	2:22.768	42.783	1:02.958	37.027	234.2	9:27:21.616
8 1	2:23.738	42.729	1:04.218	36.791	234.7	9:29:45.354
9 1	2:49.075 P	45.915	1:09.551	53.609	231.2	9:32:34.429



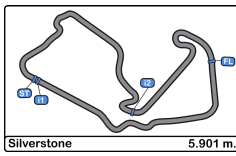


Silverstone
GT Cup Open Europe
Qualifying - 2 Driver - 2
Best Sectors Results



Sector - 1				Sector - 2				Sector - 3				Ideal Lap vs Best Lap				
Clas	Nº	Driver	Time	Nº	Driver	Time	Nº	Driver	Time	Clas	Nº	Driver	Ideal Lap	Best Lap	Clas	
1	6	Edoardo Liberati	37.267	6	Edoardo Liberati	54.524	6	Edoardo Liberati	32.365	1	6	Edoardo Liberati	2:04.156	2:04.571	1	
2	12	Glauco Solieri	37.723	2	Guilherme Salas	54.952	10	Manel Cerqueda	32.375	2	10	Manel Cerqueda	2:05.262	2:05.575	4	
3	10	Manel Cerqueda	37.832	10	Manel Cerqueda	55.055	12	Glauco Solieri	32.485	3	2	Guilherme Salas	2:05.405	2:05.513	2	
4	2	Guilherme Salas	37.909	22	Niki Leutwiler	55.105	2	Guilherme Salas	32.544	4	12	Glauco Solieri	2:05.496	2:05.540	3	
5	35	Connor O'Brien	38.092	13	Jaume Font	55.225	22	Niki Leutwiler	32.638	5	22	Niki Leutwiler	2:05.870	2:05.870	5	
6	22	Niki Leutwiler	38.127	12	Glauco Solieri	55.288	35	Connor O'Brien	32.736	6	35	Connor O'Brien	2:06.441	2:06.731	6	
7	37	John De Wilde	38.219	35	Connor O'Brien	55.613	7	Thiago Vivacqua	32.857	7	13	Jaume Font	2:06.907	2:07.215	8	
8	7	Thiago Vivacqua	38.428	37	John De Wilde	55.775	37	John De Wilde	32.932	8	37	John De Wilde	2:06.926	2:06.993	7	
9	13	Jaume Font	38.480	81	Carlo Curti	55.928	18	Guillem Pujeu	32.968	9	7	Thiago Vivacqua	2:07.296	2:07.416	9	
10	27	Rodolfo Toni	38.482	7	Thiago Vivacqua	56.011	81	Carlo Curti	33.091	10	81	Carlo Curti	2:07.667	2:07.769	10	
11	18	Guillem Pujeu	38.592	18	Guillem Pujeu	56.477	13	Jaume Font	33.202	11	18	Guillem Pujeu	2:08.037	2:08.994	12	
12	81	Carlo Curti	38.648	3	Nicolas Vandierendonc	56.487	3	Nicolas Vandierendonc	33.478	12	3	Nicolas Vandierendonc	2:08.655	2:08.810	11	
13	3	Nicolas Vandierendonc	38.690	27	Rodolfo Toni	58.353	27	Rodolfo Toni	33.662	13	27	Rodolfo Toni	2:10.497	2:11.818	13	
14	71	Pierre Martinet	42.729	71	Pierre Martinet	1:02.940	71	Pierre Martinet	36.791	14	71	Pierre Martinet	2:22.460	2:22.768	14	
15	32	Guilherme Reischl	43.579	32	Guilherme Reischl	1:09.563	32	Guilherme Reischl	38.605	15	32	Guilherme Reischl	2:31.747	Transpo	15	



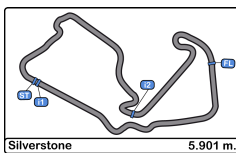


Silverstone
GT Cup Open Europe
Qualifying - 2 Driver - 2
Best 5 Lap Times



Cl	Nº	Entrant/Team	Nat	Driver 1	Nat	Status	Driver 2	Nat	Status	Vehicle	Cat	Cl	Best 1		Best 2		Best 3		Best 4		Best 5	
													Time	Lap	Time	Lap	Time	Lap	Time	Lap	Time	Lap
1	6	Vincenzo Sospiri Racing	ITA	Hans-Peter Koller	CHE		<u>Edoardo Liberati</u>	ITA		Lamborghini Huracan Super Trofeo	PROAM	1	2:04.571	3	2:05.754	5	2:06.905	6	2:07.321	4	2:40.979	7
2	2	Sports and You	PRT	Marcio Basso	BRA		<u>Guilherme Salas</u>	BRA		Mercedes AMG GT4 HP	PROAM	2	2:05.513	7	2:05.671	6	2:06.259	5	2:18.262	4	2:36.171	8
3	12	Antonelli MotorSport	ITA	Glauco Solieri	ITA			ITA		Lamborghini Huracan Super Trofeo	AM	1	2:05.540	8	2:05.817	7	2:06.779	6	2:08.042	9	2:12.826	2
4	10	Baporo Motorsport	ESP	Daniel Díaz-Varela	ESP		<u>Manel Cerqueda</u>	AND		Audi R8 LMS	AM	2	2:05.575	7	2:05.712	6	2:25.188	8	10:00.49	3		
5	22	Niki Leutwiler/PZ OBERER ZURICHSEE by TFT	CHE	Niki Leutwiler	CHE			CHE		Porsche 911 Cup MY 2018	AM	3	2:05.870	8	2:06.284	7	2:06.341	6	2:08.331	10	2:09.602	9
6	35	Optimum Motorsport	GBR	<u>Connor O'Brien</u>	IRL		Charlie Eastwood	IRL		Aston Martin Vantage AMR	PROAM	3	2:06.731	8	2:06.773	10	2:07.108	6	2:07.112	7	2:07.205	9
7	37	EMG Motorsport	BEL	John De Wilde	BEL			BEL		Porsche 991 Cup MY 2018	AM	4	2:06.993	9	2:07.096	8	2:07.307	6	2:07.398	10	2:07.551	7
8	13	Baporo Motorsport	ESP	<u>Jaume Font</u>	ESP		Joan Vinyes	AND		Porsche 991 Cup MY 2018	AM	5	2:07.215	9	2:07.871	5	2:07.913	8	2:08.837	6	2:09.878	7
9	7	Teo Martin Motorsport	ESP	Marc De Fulgencio	ESP		<u>Thiago Vivacqua</u>	BRA		McLaren 570S	PROAM	4	2:07.416	4	2:07.665	3	2:07.712	5	2:22.496	6	9:04.730	2
10	81	Tsunami RT	ITA	Lino Curti	ITA		<u>Carlo Curti</u>	ITA		Porsche 991 Cup MY 2018	PROAM	5	2:07.769	10	2:07.807	8	2:07.829	9	2:08.306	6	2:12.311	7
11	3	EMG Motorsport	BEL	<u>Nicolas Vandierendonck</u>	BEL		Bas Schouten	NLD		Porsche 991 Cup MY 2018	PROAM	6	2:08.810	10	2:09.103	9	2:09.161	7	2:09.261	8	2:10.265	6
12	18	Teo Martin Motorsport	ESP	<u>Guillem Pujeu</u>	ESP		Faust Salom	ESP		McLaren 570S	PROAM	7	2:08.994	7	2:09.440	4	2:36.011	8	8:42.356	3		
13	27	Vincenzo Sospiri Racing	ITA	JP Mauro	BRA		<u>Rodolfo Toni</u>	BRA		Lamborghini Huracan Super Trofeo	AM	6	2:11.818	3	2:18.889	2						
14	71	Martinet By Almeras	FRA	<u>Pierre Martinet</u>	FRA		Gérard Tremblay	FRA		Porsche 991 Cup MY 2017	AM	7	2:22.768	7	2:23.039	6	2:23.738	8	2:27.517	5	2:49.075	9
15	32	Victor Colomo/Three Sixty Racing Team	ESP	Fernando Fortes	BRA		<u>Guilherme Reischl</u>	BRA		Mercedes AMG GT4 HP	AM	8										



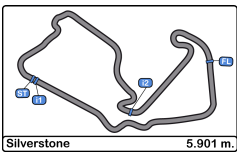


Silverstone
GT Cup Open Europe
Qualifying - 2 Driver - 2
Best 5 Top Speeds



Cl	N°	Entrant/Team	Nat	Driver 1	Nat	Driver 2	Nat	Vehicle	Cat	Cl	Top 1		Top 2		Top 3		Top 4		Top 5		Avg
											Km/h	Lap	Km/h	Lap	Km/h	Lap	Km/h	Lap	Km/h	Lap	
1	10	Baporo Motorsport	ESP	Daniel Diaz-Varela	ESP	Manel Cerqueda	AND	Audi R8 LMS	AM	1	247.1	6	247.1	7	246.5	5	246.5	8	244.3	4	246.3
2	18	Teo Martin Motorsport	ESP	Guillem Pujeu	ESP	Faust Salom	ESP	McLaren 570S	PROAM	1	247.1	5	244.8	7	244.8	8	244.3	6	242.1	4	244.6
3	7	Teo Martin Motorsport	ESP	Marc De Fulgencio	ESP	Thiago Vivacqua	BRA	McLaren 570S	PROAM	2	244.8	4	244.8	6	244.3	5	243.7	3	145.7	1	224.7
4	35	Optimum Motorsport	GBR	Connor O'Brien	IRL	Charlie Eastwood	IRL	Aston Martin Vantage AMR	PROAM	3	243.7	6	243.7	7	243.2	10	242.6	9	242.1	8	243.1
5	2	Sports and You	PRT	Marcio Basso	BRA	Guilherme Salas	BRA	Mercedes AMG GT4 HP	PROAM	4	242.1	6	241.6	7	240.0	5	236.8	3	227.8	1	237.6
6	12	Antonelli MotorSport	ITA	Glauco Solieri	ITA			Lamborghini Huracan Super Trofeo	AM	2	242.1	8	241.0	4	241.0	7	241.0	9	239.4	6	240.9
7	22	Niki Leutwiler/PZ OBERER ZURICHSEE by TFT	CHE	Niki Leutwiler	CHE			Porsche 911 Cup MY 2018	AM	3	241.6	8	241.6	10	241.0	7	240.5	6	240.0	3	240.9
8	13	Baporo Motorsport	ESP	Jaume Font	ESP	Joan Vinyes	AND	Porsche 991 Cup MY 2018	AM	4	241.0	5	239.4	6	239.4	8	238.9	9	234.2	4	238.6
9	6	Vincenzo Sospiri Racing	ITA	Hans-Peter Koller	CHE	Edoardo Liberati	ITA	Lamborghini Huracan Super Trofeo	PROAM	5	240.5	6	240.0	5	238.9	3	238.9	4	197.0	2	231.0
10	37	EMG Motorsport	BEL	John De Wilde	BEL			Porsche 991 Cup MY 2018	AM	5	240.5	9	240.0	8	238.9	10	238.4	6	237.3	3	239.0
11	27	Vincenzo Sospiri Racing	ITA	JP Mauro	BRA	Rodolfo Toni	BRA	Lamborghini Huracan Super Trofeo	AM	6	240.0	4	238.9	3	228.8	2	147.9	1			213.9
12	81	Tsunami RT	ITA	Lino Curti	ITA	Carlo Curti	ITA	Porsche 991 Cup MY 2018	PROAM	6	240.0	10	238.9	8	238.9	9	237.8	4	237.8	5	238.7
13	3	EMG Motorsport	BEL	Nicolas Vandierendonck	BEL	Bas Schouten	NLD	Porsche 991 Cup MY 2018	PROAM	7	238.9	10	237.8	6	237.8	7	237.8	8	237.8	9	238.0
14	32	Victor Colome/Three Sixty Racing Team	ESP	Fernando Fortes	BRA	Guilherme Reischl	BRA	Mercedes AMG GT4 HP	AM	7	238.4	2	150.8	1							194.6
15	71	Martinet By Almeras	FRA	Pierre Martinet	FRA	Gérard Tremblay	FRA	Porsche 991 Cup MY 2017	AM	8	234.7	6	234.7	8	234.2	7	233.2	5	231.2	9	233.6



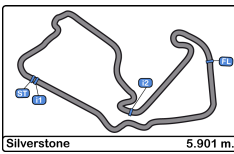


Silverstone
GT Cup Open Europe
Qualifying - 2 Driver - 2
Fastest Laps Sequence



Lap	Time of Day	Session Time	Nº	Entrant/Team	Nat	Driver 1	Nat	Driver 2	Nat	Vehicle	Cat	Time	Km/h
2	9:05:08.013	5:08.013	22	Niki Leutwiler/PZ OBERER ZURICHSEE by TFT		Niki Leutwiler				Porsche 911 Cup MY 2018	AM	2:13.641	158.9
2	9:05:14.626	5:14.626	12	Antonelli MotorSport		Glauco Solieri				Lamborghini Huracan Super Trofeo Evo	AM	2:12.826	159.9
3	9:07:44.272	7:44.272	27	Vincenzo Sospiri Racing		JP Mauro		<u>Rodolfo Toni</u>		Lamborghini Huracan Super Trofeo Evo	AM	2:11.818	161.1
3	9:07:57.664	7:57.664	3	EMG Motorsport		<u>Nicolas</u>		Bas Schouten		Porsche 991 Cup MY 2018	PROAM	2:11.709	161.2
6	9:21:31.848	21:31.848	22	Niki Leutwiler/PZ OBERER ZURICHSEE by TFT		Niki Leutwiler				Porsche 911 Cup MY 2018	AM	2:06.341	168.1
3	9:23:20.415	23:20.415	6	Vincenzo Sospiri Racing		Hans-Peter Koller		<u>Edoardo Liberati</u>		Lamborghini Huracan Super Trofeo Evo	PROAM	2:04.571	170.5



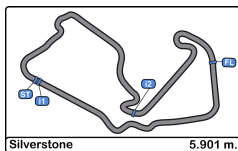


Silverstone
GT Cup Open Europe
Qualifying - 2 Driver - 2
Event Best Maximum Speed



Nº	Entrant/Team	Nat	Driver 1	Nat	Driver 2	Nat	Vehicle	Cat	Km/h	Session
10	Baporo Motorsport	ESP	Daniel Díaz-Varela	ESP	Manel Cerqueda	AND	Audi R8 LMS	AM	248.8	Race - 1
18	Teo Martin Motorsport	ESP	Guillem Pujeu	ESP	Faust Salom	ESP	McLaren 570S	PROAM	247.7	Qualifying - 1 Driver - 1
7	Teo Martin Motorsport	ESP	Marc De Fulgencio	ESP	Thiago Vivacqua	BRA	McLaren 570S	PROAM	247.7	Qualifying - 1 Driver - 1
2	Sports and You	PRY	Marcio Basso	BRA	Guilherme Salas	BRA	Mercedes AMG GT4 HP	PROAM	247.7	Race - 1
32	Victor Colome/Three Sixty Racing Team	ESP	Fernando Fortes	BRA	Guilherme Reischl	BRA	Mercedes AMG GT4 HP	AM	244.8	Race - 1
35	Optimum Motorsport	GBR	Connor O'Brien	IRL	Charlie Eastwood	IRL	Aston Martin Vantage AMR	PROAM	244.8	Race - 1
27	Vincenzo Sospiri Racing	ITA	JP Mauro	BRA	Rodolfo Toni	BRA	Lamborghini Huracan Super Trofeo Evo	AM	244.3	Qualifying - 1 Driver - 1
22	Niki Leutwiler/PZ OBERER ZURICHSEE by TFT	CHE	Niki Leutwiler	CHE			Porsche 911 Cup MY 2018	AM	244.3	Race - 1
12	Antonelli MotorSport	ITA	Glauco Solieri	ITA			Lamborghini Huracan Super Trofeo Evo	AM	243.7	Qualifying - 1 Driver - 1
81	Tsunami RT	ITA	Lino Curti	ITA	Carlo Curti	ITA	Porsche 991 Cup MY 2018	PROAM	242.1	Race - 1
6	Vincenzo Sospiri Racing	ITA	Hans-Peter Koller	CHE	Edoardo Liberati	ITA	Lamborghini Huracan Super Trofeo Evo	PROAM	241.6	Qualifying - 1 Driver - 1
72	Christopher Murphy/Whitebridge Motorsport	GBR	Christopher Murphy	GBR	Adam Hatfield	GBR	Aston Martin Vantage MY 2016	AM	241.6	Race - 1
3	EMG Motorsport	BEL	Nicolas Vandierendonck	BEL	Bas Schouten	NLD	Porsche 991 Cup MY 2018	PROAM	241.0	Race - 1
13	Baporo Motorsport	ESP	Jaume Font	ESP	Joan Vinyes	AND	Porsche 991 Cup MY 2018	AM	241.0	Qualifying - 2 Driver - 2
37	EMG Motorsport	BEL	John De Wilde	BEL			Porsche 991 Cup MY 2018	AM	240.5	Race - 1
71	Martinet By Almeras	FRA	Pierre Martinet	FRA	Gérard Tremblay	FRA	Porsche 991 Cup MY 2017	AM	240.0	Qualifying - 1 Driver - 1





Silverstone
GT Cup Open Europe
Qualifying - 2 Driver - 2
Pit Stop Analysis



2 Marcio Basso PROAM Sports and You
 Guilherme Salas Mercedes AMG GT4 HP

Nr.	In Day Time	In Time	Out Time	Pit Time	T. Pit Time	Handicap	Penalty
1	9:09:06.873	9:09:06.873	9:17:19.007	8:12.134	8:12.134		

3 Nicolas Vandierendonck PROAM EMG Motorsport
 Bas Schouten Porsche 991 Cup MY 2018

Nr.	In Day Time	In Time	Out Time	Pit Time	T. Pit Time	Handicap	Penalty
1	9:10:53.217	9:10:53.217	9:17:23.559	6:30.342	6:30.342		

6 Hans-Peter Koller PROAM Vincenzo Sospiri Racing
 Edoardo Liberati Lamborghini Huracan Super Trofeo Evo

Nr.	In Day Time	In Time	Out Time	Pit Time	T. Pit Time	Handicap	Penalty
1	9:11:08.914	9:11:08.914	9:19:01.382	7:52.468	7:52.468		

7 Marc De Fulgencio PROAM Teo Martin Motorsport
 Thiago Vivacqua McLaren 570S

Nr.	In Day Time	In Time	Out Time	Pit Time	T. Pit Time	Handicap	Penalty
1	9:10:49.376	9:10:49.376	9:17:28.941	6:39.565	6:39.565		

10 Daniel Diaz-Varela AM Baporo Motorsport
 Manel Cerqueda Audi R8 LMS

Nr.	In Day Time	In Time	Out Time	Pit Time	T. Pit Time	Handicap	Penalty
1	9:09:19.233	9:09:19.233	9:17:08.687	7:49.454	7:49.454		

12 Glauco Solieri AM Antonelli MotorSport
 Lamborghini Huracan Super Trofeo Evo

Nr.	In Day Time	In Time	Out Time	Pit Time	T. Pit Time	Handicap	Penalty
1	9:09:59.648	9:09:59.648	9:17:15.595	7:15.947	7:15.947		

13 Jaume Font AM Baporo Motorsport
 Joan Vinyes Porsche 991 Cup MY 2018

Nr.	In Day Time	In Time	Out Time	Pit Time	T. Pit Time	Handicap	Penalty
1	9:09:05.401	9:09:05.401	9:17:12.545	8:07.144	8:07.144		

18 Guillem Pujeu PROAM Teo Martin Motorsport
 Faust Salom McLaren 570S

Nr.	In Day Time	In Time	Out Time	Pit Time	T. Pit Time	Handicap	Penalty
1	9:11:14.851	9:11:14.851	9:17:33.575	6:18.724	6:18.724		

22 Niki Leutwiler AM Niki Leutwiler/PZ OBERER ZURICHSEE by TFT
 Porsche 911 Cup MY 2018

Nr.	In Day Time	In Time	Out Time	Pit Time	T. Pit Time	Handicap	Penalty
1	9:09:52.173	9:09:52.173	9:17:11.307	7:19.134	7:19.134		

35 Connor O'Brien PROAM Optimum Motorsport
 Charlie Eastwood Aston Martin Vantage AMR

Nr.	In Day Time	In Time	Out Time	Pit Time	T. Pit Time	Handicap	Penalty
1	9:10:44.350	9:10:44.350	9:17:16.510	6:32.160	6:32.160		

37 John De Wilde AM EMG Motorsport
 Porsche 991 Cup MY 2018

Nr.	In Day Time	In Time	Out Time	Pit Time	T. Pit Time	Handicap	Penalty
1	9:10:48.077	9:10:48.077	9:17:17.754	6:29.677	6:29.677		

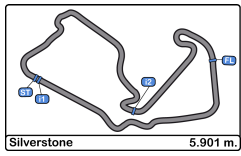
71 Pierre Martinet AM Martinet By Almeras
 Gérard Tremblay Porsche 991 Cup MY 2017

Nr.	In Day Time	In Time	Out Time	Pit Time	T. Pit Time	Handicap	Penalty
1	9:09:50.748	9:09:50.748	9:17:23.051	7:32.303	7:32.303		

81 Lino Curti PROAM Tsunami RT
 Carlo Curti Porsche 991 Cup MY 2018

Nr.	In Day Time	In Time	Out Time	Pit Time	T. Pit Time	Handicap	Penalty
1	9:10:17.046	9:10:17.046	9:17:14.380	6:57.334	6:57.334		

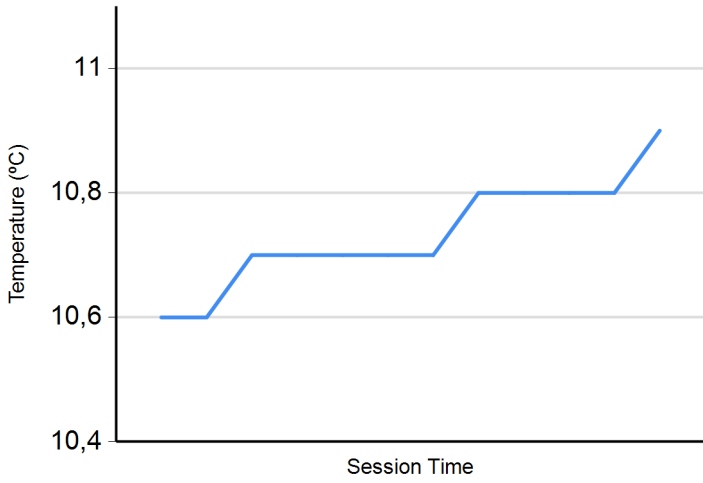




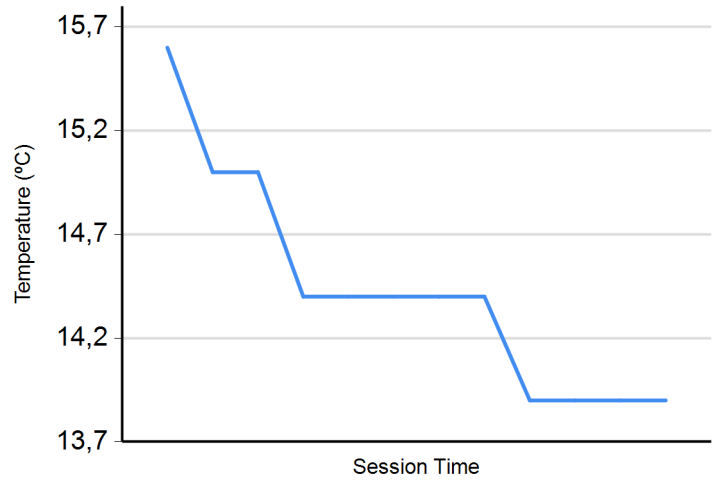
Silverstone
GT Cup Open Europe
Qualifying - 2 Driver - 2
Weather Report



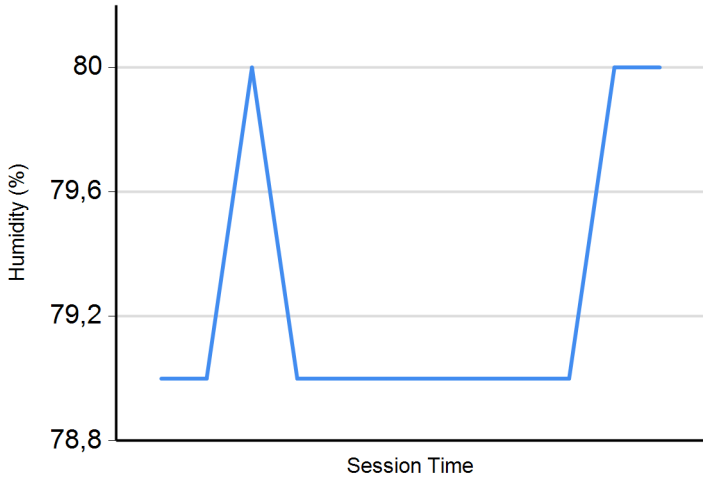
Air Temperature



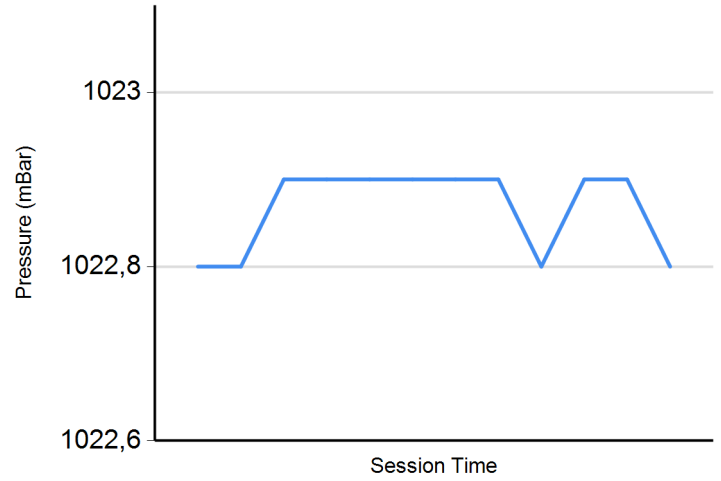
Track Temperature



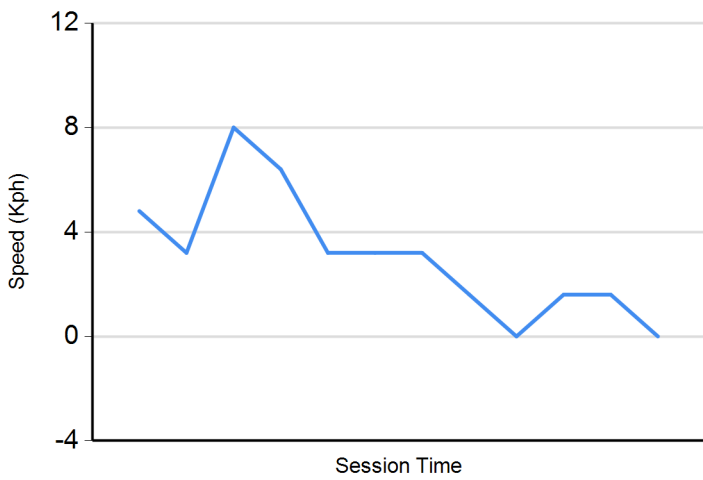
Humidity



Pressure



Wind Speed



Wind direction

North = 0°/360° Est = 90° South = 180° West = 270°

