

**Silverstone**  
**GT Cup Open Europe**  
**Race - 2**  
**Provisional Results**



Cls	Nº	Entrant/Team	Nat	Driver 1	Nat	Driver 2	Nat	Vehicle	Cat	Cl	Laps	Total Time	Gap	Interval	Km/h	Best	Time	Km/h
1	6	Vincenzo Sospiri Racing	ITA	Hans-Peter Koller	CHE	<u>Edoardo Liberati</u>	ITA	Lamborghini Huracan Super Trofeo	PROAM	1	26	<b>56:20.082</b>			163.4	10	2:04.106	171.1
2	22	Niki Leutwiler/PZ OBERER ZURICHSEE by TFT	CHE	Niki Leutwiler	CHE			Porsche 911 Cup MY 2018	AM	1	26	<b>56:46.967</b>	26.885	26.885	162.1	5	2:06.743	167.6
3	12	Antonelli MotorSport	ITA	Glauco Solieri	ITA			Lamborghini Huracan Super Trofeo	AM	2	26	<b>56:48.375</b>	28.293	1.408	162.0	4	2:06.464	167.9
4	10	Baporo Motorsport	ESP	Daniel Díaz-Varela	ESP	<u>Manel Cerqueda</u>	AND	Audi R8 LMS	AM	3	26	<b>56:48.850</b>	28.768	0.475	162.0	5	2:06.951	167.3
5	35	Optimum Motorsport	GBR	<u>Connor O'Brien</u>	IRL	Charlie Eastwood	IRL	Aston Martin Vantage AMR	PROAM	2	26	<b>56:54.370</b>	34.288	5.520	161.7	25	2:07.064	167.1
6	37	EMG Motorsport	BEL	John De Wilde	BEL			Porsche 991 Cup MY 2018	AM	4	26	<b>57:04.484</b>	44.402	10.114	161.2	5	2:07.790	166.2
7	27	Vincenzo Sospiri Racing	ITA	JP Mauro	BRA	<u>Rodolfo Toni</u>	BRA	Lamborghini Huracan Super Trofeo	AM	5	26	<b>57:04.620</b>	44.538	0.136	161.2	24	2:05.962	168.6
8	13	Baporo Motorsport	ESP	<u>Jaume Font</u>	ESP	Joan Vinyes	AND	Porsche 991 Cup MY 2018	AM	6	26	<b>57:11.395</b>	51.313	6.775	160.9	2	2:08.005	165.9
9	3	EMG Motorsport	BEL	<u>Nicolas Vandierendonck</u>	BEL	Bas Schouten	NLD	Porsche 991 Cup MY 2018	PROAM	3	26	<b>57:14.782</b>	54.700	3.387	160.8	15	2:07.172	167.0
10	81	Tsunami RT	ITA	Lino Curti	ITA	<u>Carlo Curti</u>	ITA	Porsche 991 Cup MY 2018	PROAM	4	26	<b>57:24.049</b>	1:03.967	9.267	160.3	5	2:08.529	165.2
11	18	Teo Martin Motorsport	ESP	<u>Guillem Pujeu</u>	ESP	Faust Salom	ESP	McLaren 570S	PROAM	5	26	<b>57:40.134</b>	1:20.052	16.085	159.6	21	2:08.384	165.4
12	7	Teo Martin Motorsport	ESP	Marc De Fulgencio	ESP	<u>Thiago Vivacqua</u>	BRA	McLaren 570S	PROAM	6	26	<b>57:41.526</b>	1:21.444	1.392	159.5	4	2:08.420	165.4
13	2	Sports and You	PRT	Marcio Basso	BRA	<u>Guilherme Salas</u>	BRA	Mercedes AMG GT4 HP	PROAM	7	26	<b>57:47.908</b>	1:27.826	6.382	159.2	4	2:06.429	168.0
14	32	Victor Colomé/Three Sixty Racing Team	ESP	Fernando Fortes	BRA	<u>Guilherme Reischl</u>	BRA	Mercedes AMG GT4 HP	AM	7	26	<b>57:56.879</b>	1:36.797	8.971	158.8	24	2:08.505	165.3
15	71	Martinet By Almeras	FRA	<u>Pierre Martinet</u>	FRA	Gérard Tremblay	FRA	Porsche 991 Cup MY 2017	AM	8	23	<b>57:21.380</b>	3 Laps	3 Laps	141.9	15	2:15.887	156.3

**Fastest lap Koller - Liberati in 2:04.106 at 171.2 Km/h in lap 10**

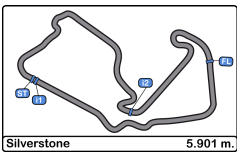
CAR #7 5 SECONDS TIME PENALTY ADDED TO RACE TIME FORCING OUT OF TRACK  
 CAR #18 - 2 SECONDS TIME PENALTY ADDED TO RACE TIME TRACK LIMITS REPEATEDLY - 5 SECONDS TIME PENALTY TO BE ADDED TO RACE TIME TRACK LIMITS REPETEDLY  
 CAR #27 - 5 SECONDS TIME PENALTY ADDED TO RACE TIME CAUSING A COLLISION  
 CAR #35 5 SECONDS TIME PENALTY ADDED TO RACE TIME CAUSING A COLLISION  
 DRIVE THROUGH CAR 2 SPEEDING ON THE PIT LANE DONE DURING THE RACE

Published at:.....

Track Temp: **24.4 °C** Air Temp: **15.3 °C** Humidity: **55 %** Track Status: **DRY**

<b>Stewards:</b>	<b>Race Director:</b>	<b>Timekeeper:</b> 
------------------	-----------------------	--





**Silverstone**  
**GT Cup Open Europe**  
**Race - 2**  
**Provisional Results by Class**



Cls	Nº	Entrant/Team	Nat	Driver 1	Nat	Driver 2	Nat	Vehicle	Cat	Cl	Laps	Total Time	Gap	Interval	Km/h	Best	Time	Km/h	
<b>PROAM</b>																			
1	6	Vincenzo Sospiri Racing	ITA	Hans-Peter Koller	CHE	<u>Edoardo Liberati</u>	ITA	Lamborghini Huracan Super Trofeo	PROAM	1	26	<b>56:20.082</b>			163.4	10	2:04.106	171.1	
2	35	Optimum Motorsport	GBR	<u>Connor O'Brien</u>	IRL	Charlie Eastwood	IRL	Aston Martin Vantage AMR	PROAM	2	26	<b>56:54.370</b>	34.288	34.288	161.7	25	2:07.064	167.1	
3	3	EMG Motorsport	BEL	<u>Nicolas Vandierendonck</u>	BEL	Bas Schouten	NLD	Porsche 991 Cup MY 2018	PROAM	3	26	<b>57:14.782</b>	54.700	20.412	160.8	15	2:07.172	167.0	
4	81	Tsunami RT	ITA	Lino Curti	ITA	<u>Carlo Curti</u>	ITA	Porsche 991 Cup MY 2018	PROAM	4	26	<b>57:24.049</b>	1:03.967	9.267	160.3	5	2:08.529	165.2	
5	18	Teo Martin Motorsport	ESP	<u>Guillem Pujeu</u>	ESP	Faust Salom	ESP	McLaren 570S	PROAM	5	26	<b>57:40.134</b>	1:20.052	16.085	159.6	21	2:08.384	165.4	
6	7	Teo Martin Motorsport	ESP	Marc De Fulgencio	ESP	<u>Thiago Vivacqua</u>	BRA	McLaren 570S	PROAM	6	26	<b>57:41.526</b>	1:21.444	1.392	159.5	4	2:08.420	165.4	
7	2	Sports and You	PRT	Marcio Basso	BRA	<u>Guilherme Salas</u>	BRA	Mercedes AMG GT4 HP	PROAM	7	26	<b>57:47.908</b>	1:27.826	6.382	159.2	4	2:06.429	168.0	
<b>AM</b>																			
1	22	Niki Leutwiler/PZ OBERER ZURICHSEE by TFT	CHE	Niki Leutwiler	CHE			Porsche 911 Cup MY 2018	AM	1	26	<b>56:46.967</b>			162.1	5	2:06.743	167.6	
2	12	Antonelli MotorSport	ITA	Glauco Solieri	ITA			Lamborghini Huracan Super Trofeo	AM	2	26	<b>56:48.375</b>	28.293	1.408	162.0	4	2:06.464	167.9	
3	10	Baporo Motorsport	ESP	Daniel Díaz-Varela	ESP	<u>Manel Cerqueda</u>	NLD	Audi R8 LMS	AM	3	26	<b>56:48.850</b>	28.768	0.475	162.0	5	2:06.951	167.3	
4	37	EMG Motorsport	BEL	John De Wilde	BEL			Porsche 991 Cup MY 2018	AM	4	26	<b>57:04.484</b>	44.402	15.634	161.2	5	2:07.790	166.2	
5	27	Vincenzo Sospiri Racing	ITA	JP Mauro	BRA	<u>Rodolfo Toni</u>	BRA	Lamborghini Huracan Super Trofeo	AM	5	26	<b>57:04.620</b>	44.538	0.136	161.2	24	2:05.962	168.6	
6	13	Baporo Motorsport	ESP	<u>Jaume Font</u>	ESP	Joan Vinyes	NLD	Porsche 991 Cup MY 2018	AM	6	26	<b>57:11.395</b>	51.313	6.775	160.9	2	2:08.005	165.9	
7	32	Victor Colome/Three Sixty Racing Team	ESP	Fernando Fortes	BRA	<u>Guilherme Reischl</u>	BRA	Mercedes AMG GT4 HP	AM	7	26	<b>57:56.879</b>	1:36.797	45.484	158.8	24	2:08.505	165.3	
8	71	Martinet By Almeras	FRA	<u>Pierre Martinet</u>	FRA	Gérard Tremblay	FRA	Porsche 991 Cup MY 2017	AM	8	23	<b>57:21.380</b>	3 Laps	3 Laps	141.9	15	2:15.887	156.3	

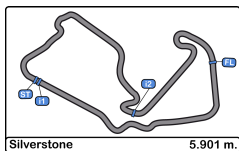
**Fastest lap Koller - Liberati in 2:04.106 at 171.2 Km/h in lap 10**

Published at:.....

Track Temp: **24.4 °C**    Air Temp: **15.3 °C**    Humidity: **55 %**    Track Status: **DRY**

<b>Stewards:</b>	<b>Race Director:</b>	<b>Timekeeper:</b> 
------------------	-----------------------	--





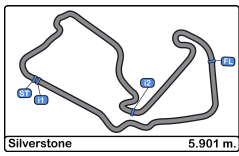
**Silverstone**  
**GT Cup Open Europe**  
**Race - 2**



**Provisional Classification by Driver Fastest Lap**

Cl	Nº	Entrant/Team	Nat	Vehicle	Driver	Nat	Cat	Cl	Laps	Best	Time	Gap	Interval	Km/h
1	6	Vincenzo Sospiri Racing	ITA	Lamborghini Huracan Super Trofeo	Edoardo Liberati	ITA	PROAM	1	15	10	2:04.106			171.1
2	27	Vincenzo Sospiri Racing	ITA	Lamborghini Huracan Super Trofeo	JP Mauro	BRA	AM	1	15	13	2:05.962	1.856	1.856	168.6
3	2	Sports and You	PRT	Mercedes AMG GT4 HP	Guilherme Salas	BRA	PROAM	2	15	4	2:06.429	2.323	0.467	168.0
4	12	Antonelli MotorSport	ITA	Lamborghini Huracan Super Trofeo	Glauco Solieri	ITA	AM	2	26	4	2:06.464	2.358	0.035	167.9
5	22	Niki Leutwiler/PZ OBERER ZURICHSEE by TFT	CHE	Porsche 911 Cup MY 2018	Niki Leutwiler	CHE	AM	3	26	5	2:06.743	2.637	0.279	167.6
6	10	Baporo Motorsport	ESP	Audi R8 LMS	Manel Cerqueda	AND	AM	4	14	5	2:06.951	2.845	0.208	167.3
7	35	Optimum Motorsport	GBR	Aston Martin Vantage AMR	Charlie Eastwood	IRL	PROAM	3	15	14	2:07.064	2.958	0.113	167.1
8	3	EMG Motorsport	BEL	Porsche 991 Cup MY 2018	Bas Schouten	NLD	PROAM	4	15	4	2:07.172	3.066	0.108	167.0
9	6	Vincenzo Sospiri Racing	ITA	Lamborghini Huracan Super Trofeo	Hans-Peter Koller	CHE	PROAM	5	11	10	2:07.454	3.348	0.282	166.6
10	10	Baporo Motorsport	ESP	Audi R8 LMS	Daniel Díaz-Varela	ESP	AM	5	12	10	2:07.485	3.379	0.031	166.6
11	35	Optimum Motorsport	GBR	Aston Martin Vantage AMR	Connor O'Brien	IRL	PROAM	6	11	10	2:07.668	3.562	0.183	166.3
12	27	Vincenzo Sospiri Racing	ITA	Lamborghini Huracan Super Trofeo	Rodolfo Toni	BRA	AM	6	11	5	2:07.744	3.638	0.076	166.2
13	37	EMG Motorsport	BEL	Porsche 991 Cup MY 2018	John De Wilde	BEL	AM	7	26	5	2:07.790	3.684	0.046	166.2
14	13	Baporo Motorsport	ESP	Porsche 991 Cup MY 2018	Jaume Font	ESP	AM	8	11	2	2:08.005	3.899	0.215	165.9
15	13	Baporo Motorsport	ESP	Porsche 991 Cup MY 2018	Joan Vinyes	AND	AM	9	15	8	2:08.251	4.145	0.246	165.6
16	18	Teo Martin Motorsport	ESP	McLaren 570S	Faust Salom	ESP	PROAM	7	15	10	2:08.384	4.278	0.133	165.4
17	7	Teo Martin Motorsport	ESP	McLaren 570S	Thiago Vivacqua	BRA	PROAM	8	11	4	2:08.420	4.314	0.036	165.4
18	32	Victor Colome/Three Sixty Racing Team	ESP	Mercedes AMG GT4 HP	Fernando Fortes	BRA	AM	10	14	12	2:08.505	4.399	0.085	165.3
19	81	Tsunami RT	ITA	Porsche 991 Cup MY 2018	Carlo Curti	ITA	PROAM	9	13	5	2:08.529	4.423	0.024	165.2
20	7	Teo Martin Motorsport	ESP	McLaren 570S	Marc De Fulgencio	ESP	PROAM	10	15	14	2:08.615	4.509	0.086	165.1
21	81	Tsunami RT	ITA	Porsche 991 Cup MY 2018	Lino Curti	ITA	PROAM	11	13	4	2:08.752	4.646	0.137	164.9
22	18	Teo Martin Motorsport	ESP	McLaren 570S	Guillem Pujeu	ESP	PROAM	12	11	5	2:08.929	4.823	0.177	164.7
23	3	EMG Motorsport	BEL	Porsche 991 Cup MY 2018	Nicolas Vandierendo	BEL	PROAM	13	11	5	2:08.995	4.889	0.066	164.6
24	32	Victor Colome/Three Sixty Racing Team	ESP	Mercedes AMG GT4 HP	Guilherme Reischl	BRA	AM	11	12	4	2:09.811	5.705	0.816	163.6
25	2	Sports and You	PRT	Mercedes AMG GT4 HP	Marcio Basso	BRA	PROAM	14	11	9	2:11.770	7.664	1.959	161.2
26	71	Martinet By Almeras	FRA	Porsche 991 Cup MY 2017	Gérard Tremblay	FRA	AM	12	14	6	2:15.887	11.781	4.117	156.3
27	71	Martinet By Almeras	FRA	Porsche 991 Cup MY 2017	Pierre Martinet	FRA	AM	13	9	5	2:22.479	18.373	6.592	149.0





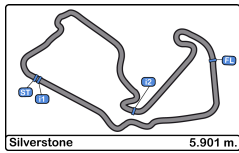
**Silverstone**  
**GT Cup Open Europe**  
**Race - 2**

**Distance and Speed Average**



Cls	Nº	Entrant/Team	Nat	Driver 1	Nat	Driver 2	Nat	Vehicle	Cat	Cls	Laps	Distance	Total Time	Km/h
1	6	Vincenzo Sospiri Racing	ITA	Hans-Peter Koller	CHE	<u>Edoardo Liberati</u>	ITA	Lamborghini Huracan Super Trofeo Evo	PROAM	1	26	153.42	56:20.082	163.4
2	22	Niki Leutwiler/PZ OBERER ZURICHSEE by TFT	CHE	Niki Leutwiler	CHE			Porsche 911 Cup MY 2018	AM	1	26	153.42	56:46.967	162.1
3	12	Antonelli MotorSport	ITA	Glauco Solieri	ITA			Lamborghini Huracan Super Trofeo Evo	AM	2	26	153.42	56:48.375	162.0
4	10	Baporo Motorsport	ESP	Daniel Díaz-Varela	ESP	<u>Manel Cerqueda</u>	AND	Audi R8 LMS	AM	3	26	153.42	56:48.850	162.0
5	35	Optimum Motorsport	GBR	<u>Connor O'Brien</u>	IRL	Charlie Eastwood	IRL	Aston Martin Vantage AMR	PROAM	2	26	153.42	56:54.370	161.7
6	37	EMG Motorsport	BEL	John De Wilde	BEL			Porsche 991 Cup MY 2018	AM	4	26	153.42	57:04.484	161.2
7	27	Vincenzo Sospiri Racing	ITA	JP Mauro	BRA	<u>Rodolfo Toni</u>	BRA	Lamborghini Huracan Super Trofeo Evo	AM	5	26	153.42	57:04.620	161.2
8	13	Baporo Motorsport	ESP	<u>Jaume Font</u>	ESP	Joan Vinyes	AND	Porsche 991 Cup MY 2018	AM	6	26	153.42	57:11.395	160.9
9	3	EMG Motorsport	BEL	<u>Nicolas Vandierendonck</u>	BEL	Bas Schouten	NLD	Porsche 991 Cup MY 2018	PROAM	3	26	153.42	57:14.782	160.8
10	81	Tsunami RT	ITA	Lino Curti	ITA	<u>Carlo Curti</u>	ITA	Porsche 991 Cup MY 2018	PROAM	4	26	153.42	57:24.049	160.3
11	18	Teo Martin Motorsport	ESP	<u>Guillem Pujeu</u>	ESP	Faust Salom	ESP	McLaren 570S	PROAM	5	26	153.42	57:40.134	159.6
12	7	Teo Martin Motorsport	ESP	Marc De Fulgencio	ESP	<u>Thiago Vivacqua</u>	BRA	McLaren 570S	PROAM	6	26	153.42	57:41.526	159.5
13	2	Sports and You	PRT	Marcio Basso	BRA	<u>Guilherme Salas</u>	BRA	Mercedes AMG GT4 HP	PROAM	7	26	153.42	57:47.908	159.2
14	32	Victor Colome/Three Sixty Racing Team	ESP	Fernando Fortes	BRA	<u>Guilherme Reischl</u>	BRA	Mercedes AMG GT4 HP	AM	7	26	153.42	57:56.879	158.8
15	71	Martinet By Almeras	FRA	<u>Pierre Martinet</u>	FRA	Gérard Tremblay	FRA	Porsche 991 Cup MY 2017	AM	8	23	135.72	57:21.380	141.9



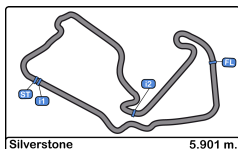


**Silverstone**  
**GT Cup Open Europe**  
**Race - 2**  
**Lap Analysis**



2							3								
1 Marcio Basso Mercedes AMG GT4 HP							1 Nicolas Vandierendonck Porsche 991 Cup MY 2018								
PROAM 2 Guilherme Salas							Sports and You PROAM 2 Bas Schouten EMG Motorsport								
Lap	D	Time	Sector 1	Sector 2	Sector 3	T. Spd	Elapsed	Lap	D	Time	Sector 1	Sector 2	Sector 3	T. Spd	Elapsed
1	2	2:09.774	40.773	56.078	32.923	240.5	2:09.774	1	1	2:19.557	44.515	1:01.130	33.912	232.2	2:19.557
2	2	2:06.436	38.228	55.453	32.755	240.5	4:16.210	2	1	2:09.804	39.270	56.855	33.679	239.4	4:29.361
3	2	2:06.448	38.060	55.451	32.937	241.6	6:22.658	3	1	2:09.352	39.083	56.825	33.444	240.0	6:38.713
4	2	2:06.429	38.212	55.518	32.699	240.5	8:29.087	4	1	2:09.515	39.105	57.018	33.392	238.4	8:48.228
5	2	2:06.548	38.235	55.585	32.728	240.5	10:35.635	5	1	2:08.995	38.702	56.656	33.637	241.0	10:57.223
6	2	2:06.908	38.163	55.917	32.828	240.5	12:42.543	6	1	2:09.428	38.860	56.520	34.048	238.9	13:06.651
7	2	2:06.573	38.179	55.560	32.834	240.5	14:49.116	7	1	2:10.343	39.338	57.418	33.587	238.9	15:16.994
8	2	2:07.158	38.404	55.882	32.872	239.4	16:56.274	8	1	2:10.422	39.088	57.674	33.660	236.8	17:27.416
9	2	2:07.149	38.464	55.758	32.927	238.4	19:03.423	9	1	2:09.574	38.976	56.940	33.658	237.8	19:36.990
10	2	2:06.919	38.326	55.691	32.902	240.5	21:10.342	10	1	2:09.247	38.874	56.778	33.595	239.4	21:46.237
11	2	2:07.551	38.674	55.984	32.893	241.0	23:17.893	11	1	2:15.894 P	39.337	57.264	39.293	238.9	24:02.131
12	2	2:06.706	38.226	55.616	32.864	241.6	25:24.599	12	2	3:22.921	1:53.399	56.429	33.093	239.4	27:25.052
13	2	2:07.379	38.172	55.987	33.220	242.1	27:31.978	13	2	2:09.739	39.338	56.852	33.549	236.8	29:34.791
14	2	2:06.873	38.184	55.895	32.794	243.7	29:38.851	14	2	2:07.359	38.499	55.700	33.160	239.4	31:42.150
15	2	2:10.521 P	38.263	55.922	36.336	243.2	31:49.372	15	2	2:07.172	38.239	55.636	33.297	238.4	33:49.322
16	1	3:26.791	1:54.290	58.286	34.215	238.4	35:16.163	16	2	2:07.365	38.412	55.720	33.233	237.8	35:56.687
17	1	2:12.722	39.739	58.713	34.270	238.9	37:28.885	17	2	2:07.440	38.315	55.928	33.197	237.8	38:04.127
18	1	2:13.043	39.922	58.652	34.469	238.9	39:41.928	18	2	2:07.331	38.285	55.796	33.250	238.4	40:11.458
19	1	2:20.739 P	39.884	1:01.820	39.035	239.4	42:02.667	19	2	2:07.518	38.363	55.782	33.373	240.0	42:18.976
20	1	2:30.345	56.792	58.909	34.644	240.5	44:33.012	20	2	2:08.181	38.466	56.253	33.462	241.0	44:27.157
21	1	2:12.679	39.790	58.638	34.251	240.5	46:45.691	21	2	2:07.811	38.600	55.965	33.246	240.0	46:34.968
22	1	2:12.800	39.887	58.729	34.184	241.0	48:58.491	22	2	2:07.930	38.602	56.001	33.327	240.0	48:42.898
23	1	2:11.846	39.784	58.367	33.695	241.6	51:10.337	23	2	2:07.720	38.516	55.935	33.269	240.0	50:50.618
24	1	2:11.770	39.223	58.429	34.118	242.1	53:22.107	24	2	2:08.085	38.443	56.388	33.254	239.4	52:58.703
25	1	2:12.425	39.398	58.826	34.201	240.5	55:34.532	25	2	2:07.757	38.591	55.802	33.364	238.4	55:06.460
26	1	2:13.376	39.654	58.867	34.855	240.0	57:47.908	26	2	2:08.322	38.542	56.549	33.231	239.4	57:14.782



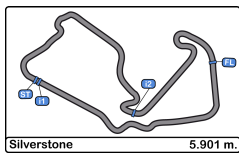


**Silverstone**  
**GT Cup Open Europe**  
**Race - 2**  
**Lap Analysis**



6							7								
1 Hans-Peter Koller Lamborghini Huracan Super Trofeo Evo							1 Marc De Fulgencio McLaren 570S								
PROAM 2 Edoardo Liberati Vincenzo Sospiri Racing							PROAM 2 Thiago Vivacqua Teo Martin Motorsport								
Lap	D	Time	Sector 1	Sector 2	Sector 3	T. Spd	Elapsed	Lap	D	Time	Sector 1	Sector 2	Sector 3	T. Spd	Elapsed
1	2	2:07.837	40.313	54.924	32.600	236.3	2:07.837	1	2	2:14.011	43.419	56.873	33.719	241.0	2:14.011
2	2	2:04.866	37.673	54.745	32.448	237.8	4:12.703	2	2	2:09.900	38.824	56.818	34.258	244.3	4:23.911
3	2	2:04.719	37.568	54.637	32.514	239.4	6:17.422	3	2	2:10.028	40.367	56.566	33.095	244.3	6:33.939
4	2	2:04.987	37.642	54.830	32.515	238.9	8:22.409	4	2	2:08.420	38.753	56.523	33.144	243.7	8:42.359
5	2	2:04.980	37.496	54.884	32.600	238.9	10:27.389	5	2	2:08.629	38.803	56.561	33.265	243.7	10:50.988
6	2	2:05.443	37.578	55.090	32.775	239.4	12:32.832	6	2	2:09.087	38.909	56.904	33.274	243.2	13:00.075
7	2	2:05.449	37.910	54.938	32.601	238.4	14:38.281	7	2	2:08.825	38.848	56.728	33.249	242.1	15:08.900
8	2	2:05.505	38.018	54.955	32.532	240.0	16:43.786	8	2	2:10.218	39.055	57.844	33.319	242.1	17:19.118
9	2	2:04.715	37.572	54.766	32.377	238.4	18:48.501	9	2	2:10.998	38.883	58.460	33.655	242.1	19:30.116
10	2	2:04.106	37.363	54.324	32.419	238.9	20:52.607	10	2	2:09.277	38.773	57.149	33.355	244.3	21:39.393
11	2	2:05.242	37.369	55.308	32.565	241.0	22:57.849	11	2	2:14.469 P	39.031	56.755	38.683	246.5	23:53.862
12	2	2:04.256	37.333	54.520	32.403	240.5	25:02.105	12	1	3:31.020	1:59.671	57.901	33.448	242.6	27:24.882
13	2	2:04.722	37.443	54.747	32.532	239.4	27:06.827	13	1	2:10.855	39.585	57.638	33.632	245.4	29:35.737
14	2	2:05.766	38.341	54.817	32.608	241.0	29:12.593	14	1	2:09.387	39.065	56.869	33.453	244.8	31:45.124
15	2	2:10.829 P	37.591	55.539	37.699	241.0	31:23.422	15	1	2:09.317	38.835	56.975	33.507	243.7	33:54.441
16	1	3:32.972	2:01.800	57.477	33.695	238.4	34:56.394	16	1	2:09.643	38.992	57.167	33.484	243.2	36:04.084
17	1	2:08.951	38.667	56.936	33.348	237.3	37:05.345	17	1	2:09.140	38.736	56.908	33.496	243.2	38:13.224
18	1	2:08.361	38.477	56.461	33.423	238.9	39:13.706	18	1	2:09.546	39.042	56.842	33.662	242.6	40:22.770
19	1	2:07.971	38.174	56.604	33.193	239.4	41:21.677	19	1	2:09.357	38.799	56.963	33.595	243.7	42:32.127
20	1	2:09.312	38.302	57.541	33.469	240.0	43:30.989	20	1	2:09.190	38.808	56.731	33.651	243.7	44:41.317
21	1	2:08.417	38.627	56.517	33.273	239.4	45:39.406	21	1	2:09.650	38.904	57.062	33.684	243.7	46:50.967
22	1	2:08.352	38.370	56.652	33.330	238.9	47:47.758	22	1	2:09.001	38.707	56.954	33.340	245.4	48:59.968
23	1	2:07.668	38.316	56.360	32.992	240.0	49:55.426	23	1	2:09.365	38.755	57.170	33.440	247.7	51:09.333
24	1	2:07.774	38.229	56.507	33.038	240.0	52:03.200	24	1	2:09.438	39.122	56.792	33.524	243.7	53:18.771
25	1	2:07.454	38.098	56.239	33.117	240.0	54:10.654	25	1	2:08.615	38.807	56.379	33.429	244.3	55:27.386
26	1	2:09.428	38.968	56.847	33.613	238.4	56:20.082	26	1	2:09.140	38.825	56.724	33.591	243.7	57:36.526





**Silverstone**  
**GT Cup Open Europe**  
**Race - 2**  
**Lap Analysis**



10

1 Daniel Díaz-Varela

Audi R8 LMS

12

1 Glauco Solieri

Lamborghini Huracan Super Trofeo Evo

AM

2 Manel Cerqueda

Baporo Motorsport

AM

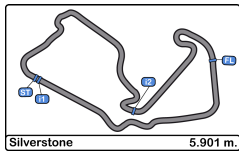
2

Antonelli MotorSport

Lap	D	Time	Sector 1	Sector 2	Sector 3	T. Spd	Elapsed	Lap	D	Time	Sector 1	Sector 2	Sector 3	T. Spd	Elapsed
1	2	2:12.363	42.400	57.197	32.766	245.4	2:12.363	1		2:10.918	41.601	56.108	33.209	235.2	2:10.918
2	2	2:07.278	38.430	56.050	32.798	247.1	4:19.641	2		2:06.566	38.063	55.643	32.860	236.8	4:17.484
3	2	2:07.090	38.346	56.199	32.545	246.0	6:26.731	3		2:07.038	38.105	56.000	32.933	241.0	6:24.522
4	2	2:08.434	38.671	57.201	32.562	245.4	8:35.165	4		2:06.464	37.958	55.646	32.860	238.9	8:30.986
5	2	2:06.951	38.271	55.978	32.702	244.8	10:42.116	5		2:06.791	37.955	55.949	32.887	239.4	10:37.777
6	2	2:07.974	38.539	56.522	32.913	244.3	12:50.090	6		2:07.584	38.303	56.134	33.147	241.6	12:45.361
7	2	2:07.831	38.820	56.216	32.795	243.2	14:57.921	7		2:07.449	38.230	55.980	33.239	240.5	14:52.810
8	2	2:07.209	38.347	56.059	32.803	243.2	17:05.130	8		2:08.975	39.168	56.565	33.242	237.3	17:01.785
9	2	2:07.507	38.610	55.937	32.960	242.6	19:12.637	9		2:09.379	38.506	56.794	34.079	235.8	19:11.164
10	2	2:07.264	38.355	56.124	32.785	244.8	21:19.901	10		2:08.348	38.852	56.165	33.331	238.9	21:19.512
11	2	2:07.314	38.210	56.247	32.857	248.2	23:27.215	11		2:08.823	38.479	57.024	33.320	239.4	23:28.335
12	2	2:07.959	39.134	55.988	32.837	246.0	25:35.174	12		2:14.015 P	38.726	56.197	39.092	239.4	25:42.350
13	2	2:07.818	38.524	56.509	32.785	246.5	27:42.992	13		3:22.460	1:52.432	56.676	33.352	236.8	29:04.810
14	2	2:12.008 P	38.343	56.305	37.360	246.0	29:55.000	14		2:08.451	38.717	56.484	33.250	238.4	31:13.261
15	1	3:23.825	1:54.054	56.771	33.000	242.1	33:18.825	15		2:07.718	38.591	56.212	32.915	237.8	33:20.979
16	1	2:09.307	38.786	57.241	33.280	243.7	35:28.132	16		2:08.179	38.495	56.300	33.384	240.5	35:29.158
17	1	2:08.160	38.454	56.860	32.846	246.0	37:36.292	17		2:08.479	38.632	56.653	33.194	235.8	37:37.637
18	1	2:07.636	38.510	56.285	32.841	244.8	39:43.928	18		2:07.861	38.507	56.152	33.202	240.5	39:45.498
19	1	2:08.810	38.769	57.210	32.831	247.7	41:52.738	19		2:08.177	38.193	56.932	33.052	240.5	41:53.675
20	1	2:07.820	38.598	56.456	32.766	246.5	44:00.558	20		2:07.804	38.373	56.332	33.099	241.0	44:01.479
21	1	2:08.028	38.531	56.436	33.061	247.7	46:08.586	21		2:07.883	38.424	56.185	33.274	241.0	46:09.362
22	1	2:08.113	38.751	56.572	32.790	244.8	48:16.699	22		2:08.308	38.488	56.756	33.064	241.6	48:17.670
23	1	2:07.762	38.440	56.380	32.942	247.1	50:24.461	23		2:08.077	38.430	56.589	33.058	241.6	50:25.747
24	1	2:07.485	38.715	55.991	32.779	247.1	52:31.946	24		2:07.383	38.481	55.945	32.957	242.1	52:33.130
25	1	2:08.015	38.490	56.390	33.135	246.5	54:39.961	25		2:07.337	38.031	56.363	32.943	242.1	54:40.467
26	1	2:08.889	38.890	56.987	33.012	245.4	56:48.850	26		2:07.908	38.726	56.296	32.886	241.0	56:48.375







**Silverstone**  
**GT Cup Open Europe**  
**Race - 2**  
**Lap Analysis**



**13**

1 **Jaume Font**

Porsche 991 Cup MY 2018

**18**

1 **Guillem Pujeu**

McLaren 570S

AM

2 **Joan Vinyes**

Baporo Motorsport

PROAM

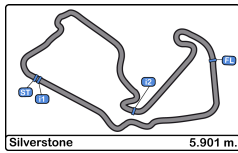
2 **Faust Salom**

Teo Martin Motorsport

Lap	D	Time	Sector 1	Sector 2	Sector 3	T. Spd	Elapsed	Lap	D	Time	Sector 1	Sector 2	Sector 3	T. Spd	Elapsed
1	1	2:16.484	44.378	58.972	33.134	232.7	2:16.484	1	1	2:17.412	44.914	58.946	33.552	247.1	2:17.412
2	1	<b>2:08.005</b>	38.582	<b>56.093</b>	33.330	238.9	4:24.489	2	1	2:09.264	39.111	56.899	33.254	246.0	4:26.676
3	1	2:10.977	41.333	56.292	33.352	228.8	6:35.466	3	1	2:10.914	39.569	57.944	33.401	246.0	6:37.590
4	1	2:09.038	39.248	56.404	33.386	237.8	8:44.504	4	1	2:09.210	39.017	57.023	33.170	244.3	8:46.800
5	1	2:09.113	38.828	56.882	33.403	236.8	10:53.617	5	1	2:08.929	38.891	56.753	33.285	243.2	10:55.729
6	1	2:08.224	38.728	56.168	33.328	237.8	13:01.841	6	1	2:10.493	39.062	57.602	33.829	241.0	13:06.222
7	1	2:09.129	38.889	56.970	33.270	237.3	15:10.970	7	1	2:09.274	39.137	56.844	33.293	244.8	15:15.496
8	1	2:09.707	38.833	57.118	33.756	238.4	17:20.677	8	1	2:10.122	39.095	57.700	33.327	244.8	17:25.618
9	1	2:08.713	38.845	56.115	33.753	237.3	19:29.390	9	1	2:09.456	39.118	56.960	33.378	243.2	19:35.074
10	1	2:09.769	38.697	57.385	33.687	236.8	21:39.159	10	1	2:09.337	38.982	56.914	33.441	245.4	21:44.411
11	1	2:13.927 P	38.911	56.406	38.610	238.4	23:53.086	11	1	2:13.453 P	39.010	56.983	37.460	244.8	23:57.864
12	2	3:12.619	1:41.893	57.243	33.483	236.3	27:05.705	12	2	3:26.881	1:54.527	58.811	33.543	244.3	27:24.745
13	2	2:10.119	39.453	57.222	33.444	236.8	29:15.824	13	2	2:10.568	39.155	57.251	34.162	246.5	29:35.313
14	2	2:09.116	39.150	56.622	33.344	237.8	31:24.940	14	2	2:09.060	38.946	56.811	33.303	244.8	31:44.373
15	2	2:09.046	38.995	56.603	33.448	236.8	33:33.986	15	2	2:09.044	38.935	56.870	33.239	245.4	33:53.417
16	2	2:08.381	38.780	56.344	33.257	236.8	35:42.367	16	2	2:09.323	38.979	57.023	33.321	244.3	36:02.740
17	2	2:09.228	38.922	56.899	33.407	235.8	37:51.595	17	2	2:09.373	39.195	56.907	33.271	244.8	38:12.113
18	2	2:08.615	38.897	56.455	33.263	235.8	40:00.210	18	2	2:08.946	39.112	56.541	33.293	243.2	40:21.059
19	2	2:08.251	<b>38.503</b>	56.501	33.247	237.3	42:08.461	19	2	2:08.590	38.666	56.725	33.199	244.8	42:29.649
20	2	2:08.731	38.699	56.620	33.412	236.8	44:17.192	20	2	2:08.580	38.817	56.660	33.103	245.4	44:38.229
21	2	2:08.578	38.663	56.728	33.187	238.9	46:25.770	21	2	<b>2:08.384</b>	38.838	<b>56.399</b>	33.147	246.0	46:46.613
22	2	2:08.435	38.762	56.438	33.235	238.9	48:34.205	22	2	2:08.787	38.947	56.676	33.164	246.0	48:55.400
23	2	2:08.674	39.199	56.386	<b>33.089</b>	239.4	50:42.879	23	2	2:08.385	38.779	56.467	33.139	247.1	51:03.785
24	2	2:09.187	38.840	56.896	33.451	236.8	52:52.066	24	2	2:08.436	38.603	56.754	<b>33.079</b>	247.1	53:12.221
25	2	2:08.568	38.775	56.646	33.147	236.3	55:00.634	25	2	2:08.574	38.845	56.630	33.099	243.7	55:20.795
26	2	2:10.761	38.861	58.487	33.413	237.3	57:11.395	26	2	2:12.339	<b>38.495</b>	56.674	37.170	247.1	57:33.134







**Silverstone**  
**GT Cup Open Europe**  
**Race - 2**  
**Lap Analysis**



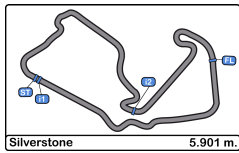
**22** 1 Niki Leutwiler Porsche 911 Cup MY 2018  
 AM 2 Niki Leutwiler/PZ OBERER ZURICHSEE by TFT

**27** 1 JP Mauro Lamborghini Huracan Super Trofeo Evo  
 AM 2 Rodolfo Toni Vincenzo Sospiri Racing

Lap	D	Time	Sector 1	Sector 2	Sector 3	T. Spd	Elapsed
1	2	2:11.350	41.997	55.989	33.364	239.4	2:11.350
2	2	2:07.465	38.572	55.983	32.910	240.0	4:18.815
3	2	2:06.947	38.323	55.763	32.861	240.0	6:25.762
4	2	2:07.071	38.623	55.419	33.029	240.5	8:32.833
5	2	2:06.743	38.333	55.658	32.752	241.0	10:39.576
6	2	2:06.946	38.356	55.599	32.991	239.4	12:46.522
7	2	2:07.231	38.385	55.774	33.072	240.0	14:53.753
8	2	2:08.312	38.842	56.329	33.141	239.4	17:02.065
9	2	2:08.710	38.655	56.543	33.512	238.9	19:10.775
10	2	2:08.088	38.610	56.091	33.387	240.5	21:18.863
11	2	2:07.940	38.624	55.929	33.387	240.5	23:26.803
12	2	2:07.835	38.761	55.971	33.103	239.4	25:34.638
13	2	2:07.812	38.658	56.109	33.045	240.0	27:42.450
14	2	2:12.076 P	38.595	56.114	37.367	241.0	29:54.526
15	2	3:25.037	1:56.286	55.766	32.985	240.5	33:19.563
16	2	2:08.009	38.525	56.290	33.194	241.6	35:27.572
17	2	2:08.324	38.911	56.273	33.140	236.8	37:35.896
18	2	2:07.742	38.541	56.182	33.019	239.4	39:43.638
19	2	2:08.633	38.712	56.853	33.068	242.1	41:52.271
20	2	2:07.642	38.550	56.115	32.977	240.0	43:59.913
21	2	2:07.739	38.602	55.937	33.200	241.0	46:07.652
22	2	2:07.640	38.484	56.066	33.090	241.0	48:15.292
23	2	2:08.241	38.538	56.045	33.658	240.5	50:23.533
24	2	2:07.597	38.528	56.211	32.858	241.6	52:31.130
25	2	2:07.930	38.357	56.326	33.247	239.4	54:39.060
26	2	2:07.907	38.882	56.118	32.907	239.4	56:46.967

Lap	D	Time	Sector 1	Sector 2	Sector 3	T. Spd	Elapsed
1	2	2:18.685	45.571	59.789	33.325	237.8	2:18.685
2	2	2:09.029	38.448	57.508	33.073	241.6	4:27.714
3	2	2:08.985	39.104	56.745	33.136	241.0	6:36.699
4	2	2:08.473	38.518	56.765	33.190	241.0	8:45.172
5	2	2:07.744	38.301	56.484	32.959	242.6	10:52.916
6	2	2:08.561	38.302	56.987	33.272	240.5	13:01.477
7	2	2:09.145	38.746	57.074	33.325	238.9	15:10.622
8	2	2:09.624	38.318	57.690	33.616	240.0	17:20.246
9	2	2:09.498	38.406	57.337	33.755	240.5	19:29.744
10	2	2:08.502	38.555	56.689	33.258	242.1	21:38.246
11	2	2:13.995 P	38.497	56.901	38.597	240.5	23:52.241
12	1	3:31.488	2:00.484	57.941	33.063	239.4	27:23.729
13	1	2:07.783	38.474	56.199	33.110	242.1	29:31.512
14	1	2:06.953	38.120	55.961	32.872	240.0	31:38.465
15	1	2:07.162	38.006	56.151	33.005	239.4	33:45.627
16	1	2:07.179	38.344	55.709	33.126	240.0	35:52.806
17	1	2:06.710	38.193	55.551	32.966	239.4	37:59.516
18	1	2:07.855	38.185	56.664	33.006	239.4	40:07.371
19	1	2:06.952	38.086	55.885	32.981	239.4	42:14.323
20	1	2:06.793	38.026	55.676	33.091	240.5	44:21.116
21	1	2:06.353	37.855	55.616	32.882	243.7	46:27.469
22	1	2:06.900	38.129	55.855	32.916	243.7	48:34.369
23	1	2:06.259	38.218	55.209	32.832	242.1	50:40.628
24	1	2:05.962	37.898	55.355	32.709	241.0	52:46.590
25	1	2:07.036	38.408	55.792	32.836	242.1	54:53.626
26	1	2:05.994	37.794	55.344	32.856	238.9	56:59.620





**Silverstone**  
**GT Cup Open Europe**  
**Race - 2**  
**Lap Analysis**



**32**

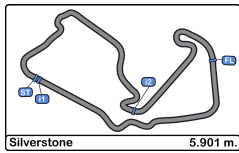
1 Fernando Fortes Mercedes AMG GT4 HP  
 2 Guilherme Reischl Victor Colome/Three Sixty Racing Team

**35**

1 Connor O'Brien Aston Martin Vantage AMR  
 2 Charlie Eastwood Optimum Motorsport

Lap	D	Time	Sector 1	Sector 2	Sector 3	T. Spd	Elapsed	Lap	D	Time	Sector 1	Sector 2	Sector 3	T. Spd	Elapsed
1	2	2:34.640	57.703	1:01.982	34.955	235.2	2:34.640	1	1	2:15.147	43.849	56.715	34.583	241.0	2:15.147
2	2	2:14.445	40.860	59.875	33.710	240.5	4:49.085	2	1	2:08.874	39.471	56.146	33.257	234.7	4:24.021
3	2	2:11.385	39.538	58.469	33.378	242.1	7:00.470	3	1	2:07.873	38.821	55.956	33.096	240.5	6:31.894
4	2	2:09.811	39.293	57.183	33.335	241.6	9:10.281	4	1	2:07.917	38.631	56.361	32.925	242.6	8:39.811
5	2	2:10.093	39.201	57.555	33.337	242.6	11:20.374	5	1	2:07.876	38.438	56.249	33.189	244.3	10:47.687
6	2	2:10.030	39.051	57.629	33.350	241.0	13:30.404	6	1	2:08.215	38.574	56.478	33.163	242.6	12:55.902
7	2	2:09.895	38.990	57.475	33.430	240.5	15:40.299	7	1	2:09.284	38.504	57.636	33.144	242.1	15:05.186
8	2	2:11.017	39.105	58.300	33.612	240.0	17:51.316	8	1	2:08.431	38.635	56.254	33.542	241.6	17:13.617
9	2	2:10.135	39.065	57.600	33.470	241.0	20:01.451	9	1	2:09.018	38.630	56.534	33.854	242.1	19:22.635
10	2	2:11.154	40.154	57.152	33.848	241.0	22:12.605	10	1	2:07.668	38.404	56.031	33.233	241.6	21:30.303
11	2	2:10.433	39.399	57.428	33.606	242.1	24:23.038	11	1	2:12.131 P	38.468	56.620	37.043	240.5	23:42.434
12	2	2:15.685 P	39.166	57.505	39.014	242.1	26:38.723	12	2	3:20.850	1:51.466	56.335	33.049	240.0	27:03.284
13	1	3:19.204	1:48.258	57.578	33.368	241.0	29:57.927	13	2	2:07.606	38.345	56.221	33.040	241.0	29:10.890
14	1	2:10.369	39.323	57.347	33.699	240.5	32:08.296	14	2	2:08.194	38.392	56.223	33.579	240.5	31:19.084
15	1	2:10.124	38.919	57.552	33.653	240.0	34:18.420	15	2	2:07.369	38.215	56.127	33.027	241.6	33:26.453
16	1	2:09.005	38.857	56.801	33.347	241.6	36:27.425	16	2	2:07.795	38.394	56.256	33.145	240.0	35:34.248
17	1	2:09.516	39.043	57.045	33.428	240.5	38:36.941	17	2	2:07.212	38.199	56.029	32.984	239.4	37:41.460
18	1	2:09.721	39.189	57.093	33.439	241.0	40:46.662	18	2	2:07.230	38.248	55.984	32.998	240.5	39:48.690
19	1	2:08.769	38.740	56.556	33.473	242.6	42:55.431	19	2	2:07.358	38.189	56.152	33.017	240.5	41:56.048
20	1	2:08.545	38.363	56.853	33.329	242.6	45:03.976	20	2	2:07.184	38.196	56.013	32.975	241.6	44:03.232
21	1	2:08.670	38.884	56.608	33.178	243.7	47:12.646	21	2	2:07.159	38.116	56.036	33.007	242.6	46:10.391
22	1	2:08.595	38.889	56.492	33.214	242.6	49:21.241	22	2	2:07.537	38.220	56.273	33.044	243.2	48:17.928
23	1	2:08.653	38.428	56.966	33.259	244.3	51:29.894	23	2	2:08.219	38.415	56.774	33.030	244.8	50:26.147
24	1	2:08.505	38.572	56.636	33.297	242.6	53:38.399	24	2	2:07.529	38.363	56.226	32.940	244.3	52:33.676
25	1	2:09.737	39.470	56.741	33.526	240.5	55:48.136	25	2	2:07.064	38.231	55.900	32.933	241.0	54:40.740
26	1	2:08.743	38.605	56.902	33.236	242.6	57:56.879	26	2	2:08.630	38.550	56.976	33.104	243.7	56:49.370





**Silverstone**  
**GT Cup Open Europe**  
**Race - 2**  
**Lap Analysis**



**37**

1 John De Wilde Porsche 991 Cup MY 2018

**81**

1 Lino Curti Porsche 991 Cup MY 2018

AM 2 EMG Motorsport							PROAM 2 Carlo Curti							Tsunami RT	
Lap	D	Time	Sector 1	Sector 2	Sector 3	T. Spd	Elapsed	Lap	D	Time	Sector 1	Sector 2	Sector 3	T. Spd	Elapsed
1		2:14.420	43.795	57.235	33.390	235.8	2:14.420	1	2	2:17.893	44.717	59.528	33.648	236.8	2:17.893
2		2:08.955	38.732	56.660	33.563	238.9	4:23.375	2	2	2:09.612	39.146	57.069	33.397	236.8	4:27.505
3		2:08.155	38.680	56.108	33.367	237.8	6:31.530	3	2	2:10.447	39.244	57.673	33.530	236.3	6:37.952
4		2:07.937	38.691	56.022	33.224	236.3	8:39.467	4	2	2:09.942	39.107	57.412	33.423	237.3	8:47.894
5		2:07.790	38.457	56.156	33.177	237.8	10:47.257	5	2	2:08.529	38.682	56.483	33.364	238.4	10:56.423
6		2:08.178	38.551	56.166	33.461	235.8	12:55.435	6	2	2:09.182	38.861	56.801	33.520	236.8	13:05.605
7		2:08.943	38.866	56.651	33.426	235.2	15:04.378	7	2	2:09.364	38.767	56.989	33.608	237.3	15:14.969
8		2:08.914	38.925	56.436	33.553	234.7	17:13.292	8	2	2:09.375	38.839	57.018	33.518	236.3	17:24.344
9		2:09.767	38.759	57.519	33.489	234.2	19:23.059	9	2	2:09.463	38.967	56.893	33.603	235.2	19:33.807
10		2:08.474	38.793	56.370	33.311	238.9	21:31.533	10	2	2:08.781	38.758	56.515	33.508	238.4	21:42.588
11		2:08.116	38.605	56.210	33.301	238.4	23:39.649	11	2	2:08.822	38.772	56.578	33.472	238.4	23:51.410
12		2:08.231	38.399	56.338	33.494	236.3	25:47.880	12	2	2:09.367	39.006	56.872	33.489	237.3	26:00.777
13		2:09.078	38.759	56.673	33.646	237.3	27:56.958	13	2	2:14.242 P	39.213	57.100	37.929	237.3	28:15.019
14		2:13.031 P	38.703	56.542	37.786	237.3	30:09.989	14	1	3:15.579	1:45.418	56.855	33.306	236.8	31:30.598
15		3:15.560	1:45.820	56.482	33.258	236.3	33:25.549	15	1	2:09.150	38.926	56.759	33.465	236.8	33:39.748
16		2:10.011	39.499	57.029	33.483	235.8	35:35.560	16	1	2:10.100	39.965	56.620	33.515	236.3	35:49.848
17		2:08.771	38.770	56.539	33.462	237.3	37:44.331	17	1	2:08.752	38.845	56.536	33.371	235.8	37:58.600
18		2:08.754	38.735	56.616	33.403	236.8	39:53.085	18	1	2:09.785	38.826	57.321	33.638	236.3	40:08.385
19		2:08.653	38.565	56.548	33.540	237.8	42:01.738	19	1	2:09.259	39.516	56.286	33.457	236.8	42:17.644
20		2:08.516	38.540	56.634	33.342	237.3	44:10.254	20	1	2:09.315	39.013	56.816	33.486	238.4	44:26.959
21		2:08.572	38.579	56.652	33.341	238.4	46:18.826	21	1	2:10.721	40.658	56.594	33.469	238.9	46:37.680
22		2:09.360	38.858	57.166	33.336	237.8	48:28.186	22	1	2:09.692	39.031	57.108	33.553	238.9	48:47.372
23		2:08.637	38.872	56.377	33.388	238.4	50:36.823	23	1	2:09.292	39.052	56.780	33.460	239.4	50:56.664
24		2:08.347	38.686	56.277	33.384	237.3	52:45.170	24	1	2:09.018	39.006	56.690	33.322	238.4	53:05.682
25		2:10.095	39.739	57.071	33.285	236.3	54:55.265	25	1	2:09.149	39.130	56.491	33.528	237.8	55:14.831
26		2:09.219	38.780	56.480	33.959	236.3	57:04.484	26	1	2:09.218	39.092	56.450	33.676	237.3	57:24.049

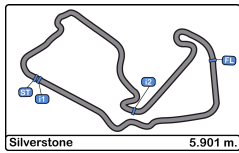
**71**

1 Pierre Martinet Porsche 991 Cup MY 2017

AM 2 Gérard Tremblay Martinet By Almeras

Lap	D	Time	Sector 1	Sector 2	Sector 3	T. Spd	Elapsed
1	1	2:28.839	48.552	1:02.900	37.387	233.7	2:28.839
2	1	2:24.908	42.640	1:04.972	37.296	232.2	4:53.747
3	1	2:23.828	43.568	1:03.025	37.235	232.2	7:17.575
4	1	2:23.373	42.593	1:02.633	38.147	232.7	9:40.948
5	1	2:22.479	43.040	1:01.893	37.546	232.7	12:03.427
6	1	2:22.578	42.691	1:02.167	37.720	232.2	14:26.005
7	1	3:34.169	1:17.529	1:36.008	40.632	207.2	18:00.174
8	1	2:35.292	46.102	1:09.642	39.548	219.0	20:35.466
9	1	2:40.617 P	45.221	1:06.567	48.829	227.3	23:16.083
10	2	4:18.368	2:40.090	1:02.155	36.123	220.4	27:34.451
11	2	2:17.304	41.207	1:00.320	35.777	236.3	29:51.755
12	2	2:17.660	41.152	1:00.381	36.127	235.8	32:09.415
13	2	2:16.829	40.784	1:00.108	35.937	237.3	34:26.244
14	2	2:17.171	41.408	1:00.487	35.276	235.8	36:43.415
15	2	2:15.887	40.861	59.633	35.393	234.7	38:59.302
16	2	2:17.197	41.138	1:00.982	35.077	236.3	41:16.499
17	2	2:16.916	40.867	1:00.962	35.087	236.8	43:33.415
18	2	2:17.036	40.847	1:01.277	34.912	236.8	45:50.451
19	2	2:17.126	41.161	1:00.884	35.081	236.8	48:07.577
20	2	2:16.756	41.218	59.696	35.842	237.3	50:24.333
21	2	2:18.828	42.543	1:01.204	35.081	238.4	52:43.161
22	2	2:19.103	42.835	1:00.608	35.660	230.2	55:02.264
23	2	2:19.116	41.560	1:01.820	35.736	236.8	57:21.380



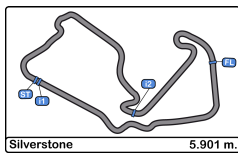


**Silverstone**  
**GT Cup Open Europe**  
**Race - 2**  
**Analysis by Lap**



Num	Lap Time	Gap	Num	Lap Time	Gap	Num	Lap Time	Gap	Num	Lap Time	Gap	Num	Lap Time	Gap
<b>Lap 1</b>			37	2:08.155	14.108	81	2:08.529	29.034	<b>Lap 8</b>			35	2:07.668	37.696
6	2:07.837		35	2:07.873	14.472	3	2:08.995	29.834	6	2:05.505		37	2:08.474	38.926
2	2:09.774	01.937	7	2:10.028	16.517	32	2:10.093	52.985	2	2:07.158	12.488	27	2:08.502	45.639
12	2:10.918	03.081	13	2:10.977	18.044	71	2:22.479	1:36.038	12	2:08.975	17.999	13	2:09.769	46.552
22	2:11.350	03.513	27	2:08.985	19.277	<b>Num Lap Time Gap</b>			22	2:08.312	18.279	7	2:09.277	46.786
10	2:12.363	04.526	18	2:10.914	20.168	<b>Lap 6</b>			10	2:07.209	21.344	81	2:08.781	49.981
7	2:14.011	06.174	81	2:10.447	20.530	6	2:05.443		37	2:08.914	29.506	18	2:09.337	51.804
37	2:14.420	06.583	3	2:09.352	21.291	2	2:06.908	09.711	35	2:08.431	29.831	3	2:09.247	53.630
35	2:15.147	07.310	32	2:11.385	43.048	12	2:07.584	12.529	7	2:10.218	35.332	32	2:11.154	1:19.998
13	2:16.484	08.647	71	2:23.828	1:00.153	22	2:06.946	13.690	27	2:09.624	36.460	<b>Num Lap Time Gap</b>		
18	2:17.412	09.575	<b>Num Lap Time Gap</b>			10	2:07.974	17.258	13	2:09.707	36.891	<b>Lap 11</b>		
81	2:17.893	10.056	<b>Lap 4</b>			37	2:08.178	22.603	81	2:09.375	40.558	6	2:05.242	
27	2:18.685	10.848	6	2:04.987		35	2:08.215	23.070	18	2:10.122	41.832	71	2:40.617	2 Laps
3	2:19.557	11.720	2	2:06.429	06.678	7	2:09.087	27.243	3	2:10.422	43.630	2	2:07.551	20.044
71	2:28.839	21.002	12	2:06.464	08.577	27	2:08.561	28.645	32	2:11.017	1:07.530	22	2:07.940	28.954
32	2:34.640	26.803	22	2:07.071	10.424	13	2:08.224	29.009	71	3:34.169	1 Lap	10	2:07.314	29.366
<b>Num Lap Time Gap</b>			10	2:08.434	12.756	81	2:09.182	32.773	<b>Num Lap Time Gap</b>			12	2:08.823	30.486
<b>Lap 2</b>			37	2:07.937	17.058	18	2:10.493	33.390	<b>Lap 9</b>			37	2:08.116	41.800
6	2:04.866		35	2:07.917	17.402	3	2:09.428	33.819	6	2:04.715		35	2:12.131	44.585
2	2:06.436	03.507	7	2:08.420	19.950	32	2:10.030	57.572	2	2:07.149	14.922	81	2:08.822	53.561
12	2:06.566	04.781	13	2:09.038	22.095	71	2:22.578	1:53.173	22	2:08.710	22.274	27	2:13.995	54.392
22	2:07.465	06.112	27	2:08.473	22.763	<b>Num Lap Time Gap</b>			12	2:09.379	22.663	13	2:13.927	55.237
10	2:07.278	06.938	18	2:09.210	24.391	<b>Lap 7</b>			10	2:07.507	24.136	7	2:14.469	56.013
37	2:08.955	10.672	81	2:09.942	25.485	6	2:05.449		35	2:09.018	34.134	18	2:13.453	1:00.015
7	2:09.900	11.208	3	2:09.515	25.819	2	2:06.573	10.835	37	2:09.767	34.558	3	2:15.894	1:04.282
35	2:08.874	11.318	32	2:09.811	47.872	12	2:07.449	14.529	13	2:08.713	40.889	32	2:10.433	1:25.189
13	2:08.005	11.786	71	2:23.373	1:18.539	22	2:07.231	15.472	27	2:09.498	41.243	<b>Num Lap Time Gap</b>		
18	2:09.264	13.973	<b>Num Lap Time Gap</b>			10	2:07.831	19.640	7	2:10.998	41.615	<b>Lap 12</b>		
81	2:09.612	14.802	<b>Lap 5</b>			37	2:08.943	26.097	81	2:09.463	45.306	6	2:04.256	
27	2:09.029	15.011	6	2:04.980		35	2:09.284	26.905	18	2:09.456	46.573	2	2:06.706	22.494
3	2:09.804	16.658	2	2:06.548	08.246	7	2:08.825	30.619	3	2:09.574	48.489	22	2:07.835	32.533
32	2:14.445	36.382	12	2:06.791	10.388	27	2:09.145	32.341	32	2:10.135	1:12.950	10	2:07.959	33.069
71	2:24.908	41.044	22	2:06.743	12.187	13	2:09.129	32.689	71	2:35.292	1 Lap	12	2:14.015	40.245
<b>Num Lap Time Gap</b>			10	2:06.951	14.727	81	2:09.364	36.688	<b>Num Lap Time Gap</b>			37	2:08.231	45.775
<b>Lap 3</b>			37	2:07.790	19.868	18	2:09.274	37.215	<b>Lap 10</b>			81	2:09.367	58.672
6	2:04.719		35	2:07.876	20.298	3	2:10.343	38.713	6	2:04.106		32	2:15.685	1:36.618
2	2:06.448	05.236	7	2:08.629	23.599	32	2:09.895	1:02.018	2	2:06.919	17.735	35	3:20.850	2:01.179
12	2:07.038	07.100	27	2:07.744	25.527				22	2:08.088	26.256	13	3:12.619	2:03.600
22	2:06.947	08.340	13	2:09.113	26.228				12	2:08.348	26.905			
10	2:07.090	09.309	18	2:08.929	28.340				10	2:07.264	27.294			



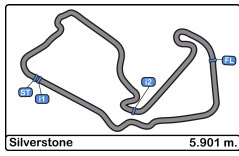


**Silverstone**  
**GT Cup Open Europe**  
**Race - 2**  
**Analysis by Lap**



Num	Lap Time	Gap	Num	Lap Time	Gap	Num	Lap Time	Gap	Num	Lap Time	Gap	Num	Lap Time	Gap
<b>Lap 13</b>														
6	2:04.722		32	2:10.369	1 Lap	37	2:08.771	38.986	7	2:09.357	1:10.450	22	2:07.640	27.534
27	3:31.488	1 Lap	71	2:17.660	3 Laps	13	2:09.228	46.250	32	2:08.769	1:33.754	10	2:08.113	28.941
18	3:26.881	1 Lap	10	3:23.825	1:55.403	81	2:08.752	53.255	<b>Num Lap Time Gap</b>			12	2:08.308	29.912
7	3:31.020	1 Lap	22	3:25.037	1:56.141	27	2:06.710	54.171	<b>Lap 20</b>			35	2:07.537	30.170
3	3:22.921	1 Lap	12	2:07.718	1:57.557	3	2:07.440	58.782	6	2:09.312		37	2:09.360	40.428
2	2:07.379	25.151	37	3:15.560	2:02.127	18	2:09.373	1:06.768	71	2:16.916	3 Laps	13	2:08.435	46.447
71	4:18.368	3 Laps	35	2:07.369	2:03.031	7	2:09.140	1:07.879	22	2:07.642	28.924	27	2:06.900	46.611
22	2:07.812	35.623	13	2:09.046	2:10.564	32	2:09.516	1:31.596	10	2:07.820	29.569	3	2:07.930	55.140
10	2:07.818	36.165	81	2:09.150	2:16.326	71	2:15.887	2 Laps	12	2:07.804	30.490	81	2:09.692	59.614
37	2:09.078	50.131	27	2:07.162	2:22.205	<b>Num Lap Time Gap</b>			35	2:07.184	32.243	18	2:08.787	1:07.642
81	2:14.242	1:08.192	3	2:07.172	2:25.900	<b>Lap 18</b>			37	2:08.516	39.265	2	2:12.800	1:10.733
12	3:22.460	1:57.983	18	2:09.044	2:29.995	6	2:08.361		13	2:08.731	46.203	7	2:09.001	1:12.210
35	2:07.606	2:04.063	7	2:09.317	2:31.019	2	2:13.043	28.222	27	2:06.793	50.127	32	2:08.595	1:33.483
<b>Num Lap Time Gap</b>			32	2:10.124	2:54.998	22	2:07.742	29.932	81	2:09.315	55.970	<b>Num Lap Time Gap</b>		
<b>Lap 14</b>			71	2:16.829	2 Laps	10	2:07.636	30.222	3	2:08.181	56.168	<b>Lap 23</b>		
6	2:05.766		<b>Num Lap Time Gap</b>			12	2:07.861	31.792	2	2:30.345	1:02.023	6	2:07.668	
13	2:10.119	1 Lap	<b>Lap 16</b>			35	2:07.230	34.984	18	2:08.580	1:07.240	22	2:08.241	28.107
27	2:07.783	1 Lap	6	3:32.972		37	2:08.754	39.379	7	2:09.190	1:10.328	71	2:16.756	3 Laps
3	2:09.739	1 Lap	2	3:26.791	19.769	13	2:08.615	46.504	32	2:08.545	1:32.987	10	2:07.762	29.035
18	2:10.568	1 Lap	22	2:08.009	31.178	27	2:07.855	53.665	<b>Num Lap Time Gap</b>			12	2:08.077	30.321
7	2:10.855	1 Lap	10	2:09.307	31.738	81	2:09.785	54.679	<b>Lap 21</b>			35	2:08.219	30.721
2	2:06.873	26.258	12	2:08.179	32.764	3	2:07.331	57.752	6	2:08.417		37	2:08.637	41.397
71	2:17.304	3 Laps	35	2:07.795	37.854	18	2:08.946	1:07.353	71	2:17.036	3 Laps	27	2:06.259	45.202
22	2:12.076	41.933	37	2:10.011	39.166	7	2:09.546	1:09.064	22	2:07.739	28.246	13	2:08.674	47.453
10	2:12.008	42.407	13	2:08.381	45.973	32	2:09.721	1:32.956	10	2:08.028	29.180	3	2:07.720	55.192
32	3:19.204	1 Lap	81	2:10.100	53.454	71	2:17.197	2 Laps	12	2:07.883	29.956	81	2:09.292	1:01.238
37	2:13.031	57.396	27	2:07.179	56.412	<b>Num Lap Time Gap</b>			35	2:07.159	30.985	18	2:08.385	1:08.359
12	2:08.451	2:00.668	3	2:07.365	1:00.293	<b>Lap 19</b>			37	2:08.572	39.420	7	2:09.365	1:13.907
35	2:08.194	2:06.491	18	2:09.323	1:06.346	6	2:07.971		13	2:08.578	46.364	2	2:11.846	1:14.911
<b>Num Lap Time Gap</b>			7	2:09.643	1:07.690	22	2:08.633	30.594	27	2:06.353	48.063	32	2:08.653	1:34.468
<b>Lap 15</b>			32	2:09.005	1:31.031	10	2:08.810	31.061	3	2:07.811	55.562	<b>Num Lap Time Gap</b>		
6	2:10.829		71	2:17.171	2 Laps	12	2:08.177	31.998	81	2:10.721	58.274	<b>Lap 24</b>		
13	2:09.116	1 Lap	<b>Num Lap Time Gap</b>			35	2:07.358	34.371	2	2:12.679	1:06.285	6	2:07.774	
81	3:15.579	1 Lap	<b>Lap 17</b>			37	2:08.653	40.061	18	2:08.384	1:07.207	22	2:07.597	27.930
27	2:06.953	1 Lap	6	2:08.951		2	2:20.739	40.990	7	2:09.650	1:11.561	10	2:07.485	28.746
3	2:07.359	1 Lap	2	2:12.722	23.540	13	2:08.251	46.784	32	2:08.670	1:33.240	12	2:07.383	29.930
18	2:09.060	1 Lap	22	2:08.324	30.551	27	2:06.952	52.646	<b>Num Lap Time Gap</b>			35	2:07.529	30.476
7	2:09.387	1 Lap	10	2:08.160	30.947	81	2:09.259	55.967	<b>Lap 22</b>			71	2:18.828	3 Laps
2	2:10.521	25.950	12	2:08.479	32.292	3	2:07.518	57.299	6	2:08.352		37	2:08.347	41.970
<b>Num Lap Time Gap</b>			35	2:07.212	36.115	18	2:08.590	1:07.972	71	2:17.126	3 Laps	27	2:05.962	43.390





**Silverstone**  
**GT Cup Open Europe**  
**Race - 2**  
**Analysis by Lap**



Num	Lap Time	Gap	Num	Lap Time	Gap
13	2:09.187	48.866	32	2:08.743	1:36.797
3	2:08.085	55.503			
81	2:09.018	1:02.482			
18	2:08.436	1:09.021			
7	2:09.438	1:15.571			
2	2:11.770	1:18.907			
32	2:08.505	1:35.199			

Num	Lap Time	Gap
-----	----------	-----

**Lap 25**

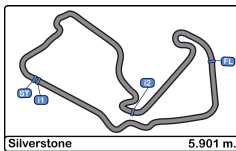
6	2:07.454	
22	2:07.930	28.406
10	2:08.015	29.307
12	2:07.337	29.813
35	2:07.064	30.086
27	2:07.036	42.972
37	2:10.095	44.611
13	2:08.568	49.980
71	2:19.103	3 Laps
3	2:07.757	55.806
81	2:09.149	1:04.177
18	2:08.574	1:10.141
7	2:08.615	1:16.732
2	2:12.425	1:23.878
32	2:09.737	1:37.482

Num	Lap Time	Gap
-----	----------	-----

**Lap 26**

6	2:09.428	
22	2:07.907	26.885
12	2:07.908	28.293
10	2:08.889	28.768
35	2:08.630	29.288
27	2:05.994	39.538
37	2:09.219	44.402
13	2:10.761	51.313
3	2:08.322	54.700
71	2:19.116	3 Laps
81	2:09.218	1:03.967
18	2:12.339	1:13.052
7	2:09.140	1:16.444
2	2:13.376	1:27.826





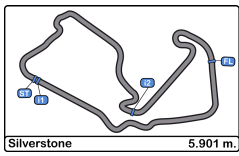
**Silverstone**  
**GT Cup Open Europe**  
**Race - 2**  
**Best Sectors Results**



Sector - 1				Sector - 2				Sector - 3				Ideal Lap vs Best Lap				
Clas	Nº	Driver	Time	Nº	Driver	Time	Nº	Driver	Time	Clas	Nº	Driver	Ideal Lap	Best Lap	Clas	
1	6	Koller - Liberati	37.333	6	Koller - Liberati	54.324	6	Koller - Liberati	32.377	1	6	Koller - Liberati	2:04.034	2:04.106	1	
2	27	Mauro - Toni	37.794	27	Mauro - Toni	55.209	10	Díaz-Varela - Cerqueda	32.545	2	27	Mauro - Toni	2:05.712	2:05.962	2	
3	12	Glauco Solieri	37.955	22	Niki Leutwiler	55.419	2	Basso - Salas	32.699	3	2	Basso - Salas	2:06.210	2:06.429	3	
4	2	Basso - Salas	38.060	2	Basso - Salas	55.451	27	Mauro - Toni	32.709	4	12	Glauco Solieri	2:06.458	2:06.464	4	
5	35	O'Brien - Eastwood	38.116	3	Vandierendonck -	55.636	22	Niki Leutwiler	32.752	5	22	Niki Leutwiler	2:06.494	2:06.743	5	
6	10	Díaz-Varela - Cerqueda	38.210	12	Glauco Solieri	55.643	12	Glauco Solieri	32.860	6	10	Díaz-Varela - Cerqueda	2:06.692	2:06.951	6	
7	3	Vandierendonck -	38.239	35	O'Brien - Eastwood	55.900	35	O'Brien - Eastwood	32.925	7	35	O'Brien - Eastwood	2:06.941	2:07.064	7	
8	22	Niki Leutwiler	38.323	10	Díaz-Varela - Cerqueda	55.937	18	Pujeu - Salom	33.079	8	3	Vandierendonck -	2:06.968	2:07.172	8	
9	32	Fortes - Reischl	38.363	37	John De Wilde	56.022	13	Font - Vinyes	33.089	9	37	John De Wilde	2:07.598	2:07.790	9	
10	37	John De Wilde	38.399	13	Font - Vinyes	56.093	3	Vandierendonck -	33.093	10	13	Font - Vinyes	2:07.685	2:08.005	10	
11	18	Pujeu - Salom	38.495	81	Curti - Curti	56.286	7	De Fulgencio - Vivacqua	33.095	11	18	Pujeu - Salom	2:07.973	2:08.384	11	
12	13	Font - Vinyes	38.503	7	De Fulgencio - Vivacqua	56.379	37	John De Wilde	33.177	12	32	Fortes - Reischl	2:08.033	2:08.505	13	
13	81	Curti - Curti	38.682	18	Pujeu - Salom	56.399	32	Fortes - Reischl	33.178	13	7	De Fulgencio - Vivacqua	2:08.181	2:08.420	12	
14	7	De Fulgencio - Vivacqua	38.707	32	Fortes - Reischl	56.492	81	Curti - Curti	33.306	14	81	Curti - Curti	2:08.274	2:08.529	14	
15	71	Martinet - Tremblay	40.784	71	Martinet - Tremblay	59.633	71	Martinet - Tremblay	34.912	15	71	Martinet - Tremblay	2:15.329	2:15.887	15	





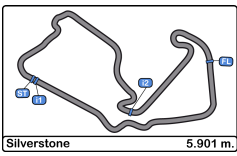


Silverstone  
 GT Cup Open Europe  
 Race - 2  
 Leader Sequence



Nº	Entrant/Team	Nat	Driver 1	Nat	Driver 2	Nat	Vehicle	Cat	Start Lap	End Lap	Laps	Total Laps
6	Vincenzo Sospiri Racing		Hans-Peter Koller		<u>Edoardo Liberati</u>		Lamborghini Huracan Super Trofeo Evo	PROAM	1	26	26	26



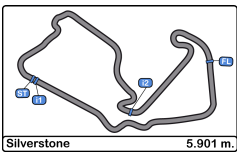


**Silverstone**  
**GT Cup Open Europe**  
**Race - 2**  
**Best 5 Lap Times**



Cl	Nº	Entrant/Team	Nat	Driver 1	Nat	Status	Driver 2	Nat	Status	Vehicle	Cat	Cl	Best 1		Best 2		Best 3		Best 4		Best 5	
													Time	Lap	Time	Lap	Time	Lap	Time	Lap	Time	Lap
1	6	Vincenzo Sospiri Racing	ITA	Hans-Peter Koller	CHE		<u>Edoardo Liberati</u>	ITA		Lamborghini Huracan Super Trofeo	PROAM	1	<b>2:04.106</b>	10	2:04.256	12	2:04.715	9	2:04.719	3	2:04.722	13
2	27	Vincenzo Sospiri Racing	ITA	JP Mauro	BRA		<u>Rodolfo Toni</u>	BRA		Lamborghini Huracan Super Trofeo	AM	1	<b>2:05.962</b>	24	2:05.994	26	2:06.259	23	2:06.353	21	2:06.710	17
3	2	Sports and You	PRT	Marcio Basso	BRA		<u>Guilherme Salas</u>	BRA		Mercedes AMG GT4 HP	PROAM	2	<b>2:06.429</b>	4	2:06.436	2	2:06.448	3	2:06.548	5	2:06.573	7
4	12	Antonelli MotorSport	ITA	Glauco Solieri	ITA					Lamborghini Huracan Super Trofeo	AM	2	<b>2:06.464</b>	4	2:06.566	2	2:06.791	5	2:07.038	3	2:07.337	25
5	22	Niki Leutwiler/P2 OBERER ZURICHSEE by TFT	CHE	Niki Leutwiler	CHE					Porsche 911 Cup MY 2018	AM	3	<b>2:06.743</b>	5	2:06.946	6	2:06.947	3	2:07.071	4	2:07.231	7
6	10	Baporo Motorsport	ESP	Daniel Díaz-Varela	ESP		<u>Manel Cerqueda</u>	AND		Audi R8 LMS	AM	4	<b>2:06.951</b>	5	2:07.090	3	2:07.209	8	2:07.264	10	2:07.278	2
7	35	Optimum Motorsport	GBR	<u>Connor O'Brien</u>	IRL		Charlie Eastwood	IRL		Aston Martin Vantage AMR	PROAM	3	<b>2:07.064</b>	25	2:07.159	21	2:07.184	20	2:07.212	17	2:07.230	18
8	3	EMG Motorsport	BEL	<u>Nicolas Vandierendonck</u>	BEL		Bas Schouten	NLD		Porsche 991 Cup MY 2018	PROAM	4	<b>2:07.172</b>	15	2:07.331	18	2:07.359	14	2:07.365	16	2:07.440	17
9	37	EMG Motorsport	BEL	John De Wilde	BEL					Porsche 991 Cup MY 2018	AM	5	<b>2:07.790</b>	5	2:07.937	4	2:08.116	11	2:08.155	3	2:08.178	6
10	13	Baporo Motorsport	ESP	<u>Jaume Font</u>	ESP		Joan Vinyes	AND		Porsche 991 Cup MY 2018	AM	6	<b>2:08.005</b>	2	2:08.224	6	2:08.251	19	2:08.381	16	2:08.435	22
11	18	Teo Martin Motorsport	ESP	<u>Guillem Pujeu</u>	ESP		Faust Salom	ESP		McLaren 570S	PROAM	5	<b>2:08.384</b>	21	2:08.385	23	2:08.436	24	2:08.574	25	2:08.580	20
12	7	Teo Martin Motorsport	ESP	Marc De Fulgencio	ESP		<u>Thiago Vivacqua</u>	BRA		McLaren 570S	PROAM	6	<b>2:08.420</b>	4	2:08.615	25	2:08.629	5	2:08.825	7	2:09.001	22
13	32	Victor Colome/Three Sixty Racing Team	ESP	Fernando Fortes	BRA		<u>Guilherme Reischl</u>	BRA		Mercedes AMG GT4 HP	AM	7	<b>2:08.505</b>	24	2:08.545	20	2:08.595	22	2:08.653	23	2:08.670	21
14	81	Tsunami RT	ITA	Lino Curti	ITA		<u>Carlo Curti</u>	ITA		Porsche 991 Cup MY 2018	PROAM	7	<b>2:08.529</b>	5	2:08.752	17	2:08.781	10	2:08.822	11	2:09.018	24
15	71	Martinet By Almeras	FRA	<u>Pierre Martinet</u>	FRA		Gérard Tremblay	FRA		Porsche 991 Cup MY 2017	AM	8	<b>2:15.887</b>	15	2:16.756	20	2:16.829	13	2:16.916	17	2:17.036	18



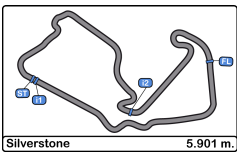


**Silverstone**  
**GT Cup Open Europe**  
**Race - 2**  
**Best 5 Top Speeds**



Cl	N°	Entrant/Team	Nat	Driver 1	Nat	Driver 2	Nat	Vehicle	Cat	Cl	Top 1		Top 2		Top 3		Top 4		Top 5		Avg
											Km/h	Lap	Km/h	Lap	Km/h	Lap	Km/h	Lap	Km/h	Lap	
1	10	Baporo Motorsport	ESP	Daniel Díaz-Varela	ESP	Manel Cerqueda	AND	Audi R8 LMS	AM	1	248.2	11	247.7	19	247.7	21	247.1	2	247.1	23	247.5
2	7	Teo Martin Motorsport	ESP	Marc De Fulgencio	ESP	Thiago Vivacqua	BRA	McLaren 570S	PROAM	1	247.7	23	246.5	11	245.4	13	245.4	22	244.8	14	246.0
3	18	Teo Martin Motorsport	ESP	Guillem Pujeu	ESP	Faust Salom	ESP	McLaren 570S	PROAM	2	247.1	1	247.1	23	247.1	24	247.1	26	246.5	13	247.0
4	35	Optimum Motorsport	GBR	Connor O'Brien	IRL	Charlie Eastwood	IRL	Aston Martin Vantage AMR	PROAM	3	244.8	23	244.3	5	244.3	24	243.7	26	243.2	22	244.1
5	32	Victor Colome/Three Sixty Racing Team	ESP	Fernando Fortes	BRA	Guilherme Reischl	BRA	Mercedes AMG GT4 HP	AM	2	244.3	23	243.7	21	242.6	5	242.6	19	242.6	20	243.2
6	2	Sports and You	PRT	Marcio Basso	BRA	Guilherme Salas	BRA	Mercedes AMG GT4 HP	PROAM	4	243.7	14	243.2	15	242.1	13	242.1	24	241.6	3	242.5
7	27	Vincenzo Sospiri Racing	ITA	JP Mauro	BRA	Rodolfo Toni	BRA	Lamborghini Huracan Super Trofeo	AM	3	243.7	21	243.7	22	242.6	5	242.1	10	242.1	13	242.9
8	12	Antonelli MotorSport	ITA	Glauco Solieri	ITA			Lamborghini Huracan Super Trofeo	AM	4	242.1	24	242.1	25	241.6	6	241.6	22	241.6	23	241.8
9	22	Niki Leutwiler/P2 OBERER ZURICHSEE by TFT	CHE	Niki Leutwiler	CHE			Porsche 911 Cup MY 2018	AM	5	242.1	19	241.6	16	241.6	24	241.0	5	241.0	14	241.5
10	3	EMG Motorsport	BEL	Nicolas Vandierendonck	BEL	Bas Schouten	NLD	Porsche 991 Cup MY 2018	PROAM	5	241.0	5	241.0	20	240.0	3	240.0	19	240.0	21	240.4
11	6	Vincenzo Sospiri Racing	ITA	Hans-Peter Koller	CHE	Edoardo Liberati	ITA	Lamborghini Huracan Super Trofeo	PROAM	6	241.0	11	241.0	14	241.0	15	240.5	12	240.0	8	240.7
12	13	Baporo Motorsport	ESP	Jaume Font	ESP	Joan Vinyes	AND	Porsche 991 Cup MY 2018	AM	6	239.4	23	238.9	2	238.9	21	238.9	22	238.4	8	238.9
13	81	Tsunami RT	ITA	Lino Curti	ITA	Carlo Curti	ITA	Porsche 991 Cup MY 2018	PROAM	7	239.4	23	238.9	21	238.9	22	238.4	5	238.4	10	238.8
14	37	EMG Motorsport	BEL	John De Wilde	BEL			Porsche 991 Cup MY 2018	AM	7	238.9	2	238.9	10	238.4	11	238.4	21	238.4	23	238.6
15	71	Martinet By Almeras	FRA	Pierre Martinet	FRA	Gérard Tremblay	FRA	Porsche 991 Cup MY 2017	AM	8	238.4	21	237.3	13	237.3	20	236.8	17	236.8	18	237.3



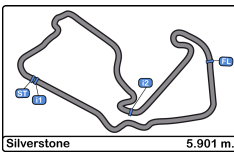


**Silverstone**  
**GT Cup Open Europe**  
**Race - 2**  
**Fastest Laps Sequence**



Lap	Time of Day	Session Time	Nº	Entrant/Team	Nat	Driver 1	Nat	Driver 2	Nat	Vehicle	Cat	Time	Km/h
2	11:43:37.661	4:12.661	6	Vincenzo Sospiri Racing		Hans-Peter Koller		<u>Edoardo Liberati</u>		Lamborghini Huracan Super Trofeo Evo	PROAM	<b>2:04.866</b>	170.1
3	11:45:42.381	6:17.381	6	Vincenzo Sospiri Racing		Hans-Peter Koller		<u>Edoardo Liberati</u>		Lamborghini Huracan Super Trofeo Evo	PROAM	<b>2:04.719</b>	170.3
9	11:58:13.460	18:48.460	6	Vincenzo Sospiri Racing		Hans-Peter Koller		<u>Edoardo Liberati</u>		Lamborghini Huracan Super Trofeo Evo	PROAM	<b>2:04.715</b>	170.3
10	12:00:17.566	20:52.566	6	Vincenzo Sospiri Racing		Hans-Peter Koller		<u>Edoardo Liberati</u>		Lamborghini Huracan Super Trofeo Evo	PROAM	<b>2:04.106</b>	171.1





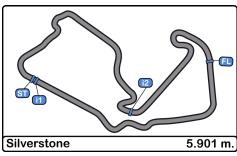
**Silverstone**  
**GT Cup Open Europe**  
**Race - 2**



**Event Best Maximum Speed**

Nº	Entrant/Team	Nat	Driver 1	Nat	Driver 2	Nat	Vehicle	Cat	Km/h	Session
10	Baporo Motorsport	ESP	Daniel Díaz-Varela	ESP	Manel Cerqueda	AND	Audi R8 LMS	AM	248.8	Race - 1
18	Teo Martin Motorsport	ESP	Guillem Pujeu	ESP	Faust Salom	ESP	McLaren 570S	PROAM	247.7	Qualifying - 1 Driver - 1
7	Teo Martin Motorsport	ESP	Marc De Fulgencio	ESP	Thiago Vivacqua	BRA	McLaren 570S	PROAM	247.7	Qualifying - 1 Driver - 1
2	Sports and You	PRT	Marcio Basso	BRA	Guilherme Salas	BRA	Mercedes AMG GT4 HP	PROAM	247.7	Race - 1
32	Victor Colome/Three Sixty Racing Team	ESP	Fernando Fortes	BRA	Guilherme Reischl	BRA	Mercedes AMG GT4 HP	AM	244.8	Race - 1
35	Optimum Motorsport	GBR	Connor O'Brien	IRL	Charlie Eastwood	IRL	Aston Martin Vantage AMR	PROAM	244.8	Race - 1
27	Vincenzo Sospiri Racing	ITA	JP Mauro	BRA	Rodolfo Toni	BRA	Lamborghini Huracan Super Trofeo Evo	AM	244.3	Qualifying - 1 Driver - 1
22	Niki Leutwiler/PZ OBERER ZURICHSEE by TFT	CHE	Niki Leutwiler	CHE			Porsche 911 Cup MY 2018	AM	244.3	Race - 1
12	Antonelli MotorSport	ITA	Glauco Solieri	ITA			Lamborghini Huracan Super Trofeo Evo	AM	243.7	Qualifying - 1 Driver - 1
81	Tsunami RT	ITA	Lino Curti	ITA	Carlo Curti	ITA	Porsche 991 Cup MY 2018	PROAM	242.1	Race - 1
6	Vincenzo Sospiri Racing	ITA	Hans-Peter Koller	CHE	Edoardo Liberati	ITA	Lamborghini Huracan Super Trofeo Evo	PROAM	241.6	Qualifying - 1 Driver - 1
72	Christopher Murphy/Whitebridge Motorsport	GBR	Christopher Murphy	GBR	Adam Hatfield	GBR	Aston Martin Vantage MY 2016	AM	241.6	Race - 1
3	EMG Motorsport	BEL	Nicolas Vandierendonck	BEL	Bas Schouten	NLD	Porsche 991 Cup MY 2018	PROAM	241.0	Race - 1
13	Baporo Motorsport	ESP	Jaume Font	ESP	Joan Vinyes	AND	Porsche 991 Cup MY 2018	AM	241.0	Qualifying - 2 Driver - 2
37	EMG Motorsport	BEL	John De Wilde	BEL			Porsche 991 Cup MY 2018	AM	240.5	Race - 1
71	Martinet By Almeras	FRA	Pierre Martinet	FRA	Gérard Tremblay	FRA	Porsche 991 Cup MY 2017	AM	240.0	Qualifying - 1 Driver - 1



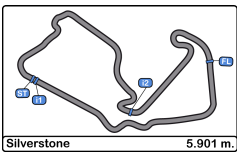


**Silverstone**  
**GT Cup Open Europe**  
**Race - 2**  
**Lap Chart**

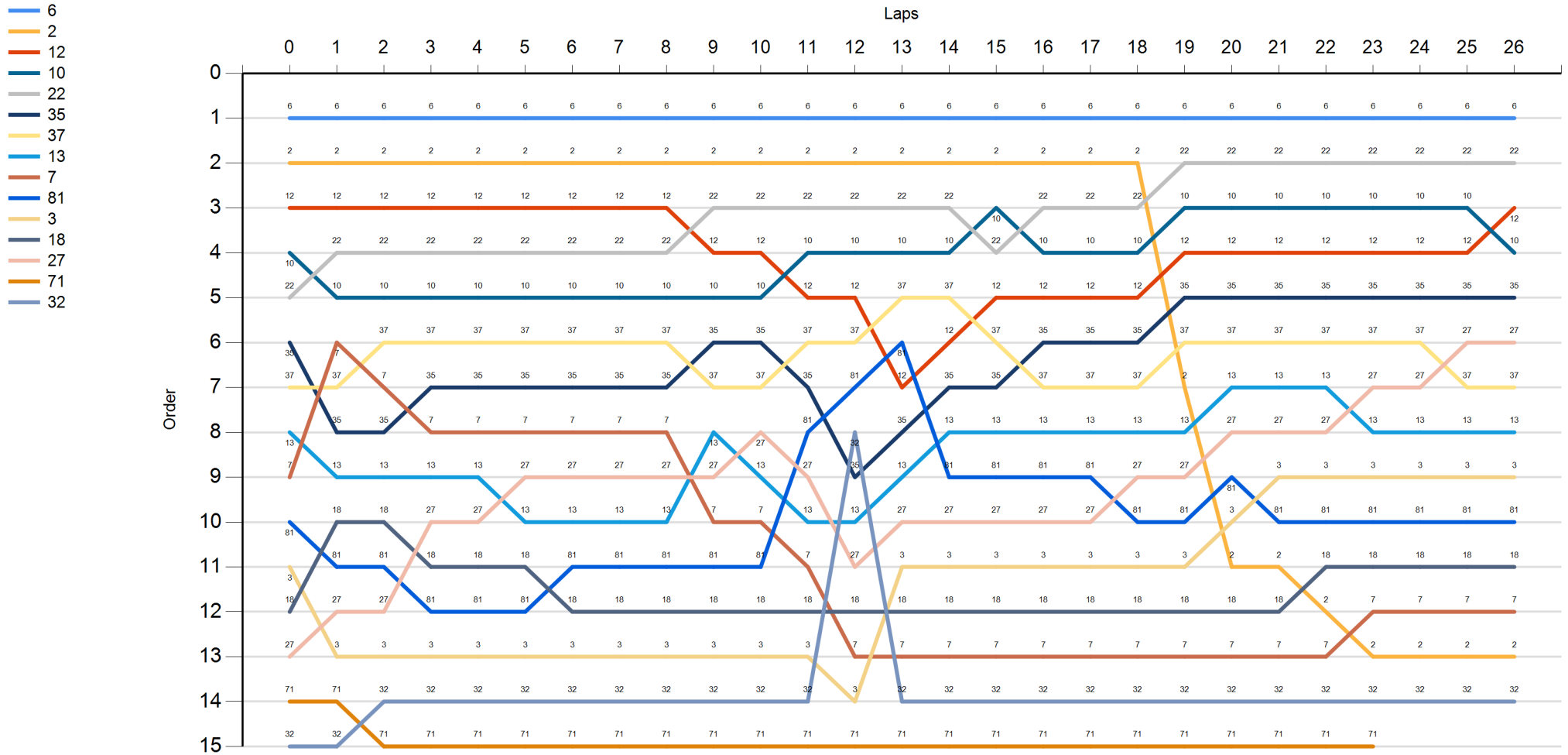


LAP																													
Nr	Po	Grid	1	2	3	4	5	6	7	8	9	10	11	12	13	14	15	16	17	18	19	20	21	22	23	24	25	26	
6	<b>1</b>	6	6	6	6	6	6	6	6	6	6	6	6	6	6	6	6	6	6	6	6	6	6	6	6	6	6	6	
2	<b>2</b>	2	2	2	2	2	2	2	2	2	2	2	2	2	2	2	2	2	2	2	22	22	22	22	22	22	22	22	
12	<b>3</b>	12	12	12	12	12	12	12	12	12	22	22	22	22	22	10	22	22	22	10	10	10	10	10	10	10	10	10	12
10	<b>4</b>	10	22	22	22	22	22	22	22	22	12	12	10	10	10	10	22	10	10	10	12	12	12	12	12	12	12	10	
22	<b>5</b>	22	10	10	10	10	10	10	10	10	10	10	12	12	37	37	12	12	12	12	35	35	35	35	35	35	35	35	35
35	<b>6</b>	35	7	37	37	37	37	37	37	37	35	35	37	37	81	12	37	35	35	35	37	37	37	37	37	37	27	27	
37	<b>7</b>	37	37	7	35	35	35	35	35	35	37	37	35	81	12	35	35	37	37	37	2	13	13	13	27	27	37	37	
13	<b>8</b>	13	35	35	7	7	7	7	7	7	13	27	81	32	35	13	13	13	13	13	13	27	27	27	13	13	13	13	
7	<b>9</b>	7	13	13	13	13	27	27	27	27	27	13	27	35	13	81	81	81	81	27	27	81	3	3	3	3	3	3	
81	<b>10</b>	81	18	18	27	27	13	13	13	13	7	7	13	13	27	27	27	27	27	81	81	3	81	81	81	81	81	81	
3	<b>11</b>	3	81	81	18	18	18	81	81	81	81	7	27	3	3	3	3	3	3	3	3	2	2	18	18	18	18	18	
18	<b>12</b>	18	27	27	81	81	81	18	18	18	18	18	18	18	18	18	18	18	18	18	18	18	2	7	7	7	7	7	
27	<b>13</b>	27	3	3	3	3	3	3	3	3	3	3	3	7	7	7	7	7	7	7	7	7	7	2	2	2	2	2	
71	<b>14</b>	71	71	32	32	32	32	32	32	32	32	32	32	3	32	32	32	32	32	32	32	32	32	32	32	32	32	32	
32	<b>15</b>	32	32	71	71	71	71	71	71	71	71	71	71	71	71	71	71	71	71	71	71	71	71	71	71	71	71	71	

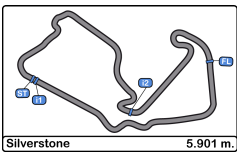




Silverstone  
GT Cup Open Europe  
Race - 2  
Graphic Lap Chart





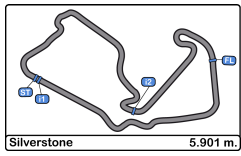


**Silverstone**  
**GT Cup Open Europe**  
**Race - 2**  
**Pit Stop Analysis**

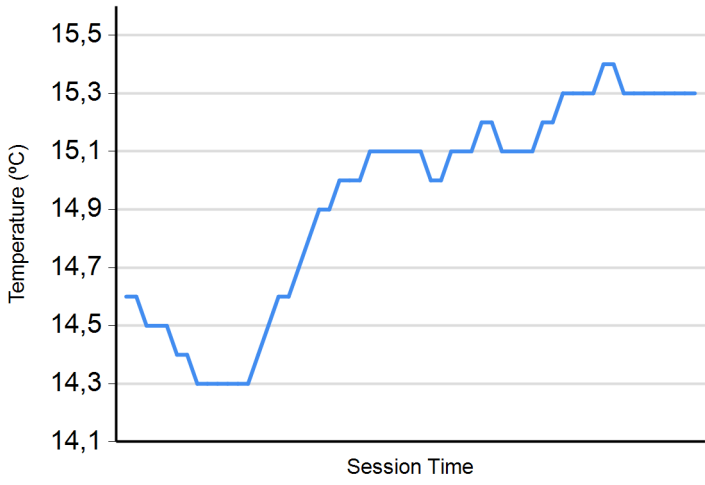


Nr.	In Day Time	Entrant/Team	Nat	Driver 1	Nat	Driver 2	Nat	Vehicle	Cat	In Time	Stop N°	Pit Time	Handicap	Penalty
71	12:02:38.435	Martinet By Almeras		<b>Pierre Martinet</b>		Gérard Tremblay		Porsche 991 Cup MY 2017	AM	23:13.477	1	1:57.044	1:05	
35	12:03:05.478	Optimum Motorsport		<b>Connor O'Brien</b>		Charlie Eastwood		Aston Martin Vantage AMR	PROAM	23:40.519	1	1:16.294	1:15	
27	12:03:15.322	Vincenzo Sospiri Racing		JP Mauro		<b>Rodolfo Toni</b>		Lamborghini Huracan Super Trofeo Evo	AM	23:50.363	1	1:21.153	1:15	
13	12:03:16.086	Baporo Motorsport		<b>Jaume Font</b>		Joan Vinyes		Porsche 991 Cup MY 2018	AM	23:51.127	1	1:07.064	1:05	
7	12:03:16.866	Teo Martin Motorsport		Marc De Fulgencio		<b>Thiago Vivacqua</b>		McLaren 570S	PROAM	23:51.908	1	1:20.521	1:10	
18	12:03:20.687	Teo Martin Motorsport		<b>Guillem Pujeu</b>		Faust Salom		McLaren 570S	PROAM	23:55.729	1	1:15.271	1:10	
3	12:03:24.630	EMG Motorsport		<b>Nicolas Vandierendonck</b>		Bas Schouten		Porsche 991 Cup MY 2018	PROAM	23:59.672	1	1:19.210	1:15	
12	12:05:04.856	Antonelli MotorSport		Glauco Solieri				Lamborghini Huracan Super Trofeo Evo	AM	25:39.898	1	1:17.437	1:15	
32	12:06:01.661	Victor Colome/Three Sixty		Fernando Fortes		<b>Guilherme Reischl</b>		Mercedes AMG GT4 HP	AM	26:36.702	1	1:11.662	1:05	
81	12:07:38.041	Tsunami RT		Lino Curti		<b>Carlo Curti</b>		Porsche 991 Cup MY 2018	PROAM	28:13.082	1	1:10.128	1:05	
22	12:09:17.433	Niki Leutwiler/PZ OBERER		Niki Leutwiler				Porsche 911 Cup MY 2018	AM	29:52.474	1	1:22.473	1:20	
10	12:09:18.050	Baporo Motorsport		Daniel Díaz-Varela		<b>Manel Cerqueda</b>		Audi R8 LMS	AM	29:53.091	1	1:17.069	1:15	
37	12:09:32.537	EMG Motorsport		John De Wilde				Porsche 991 Cup MY 2018	AM	30:07.579	1	1:10.702	1:10	
6	12:10:46.127	Vincenzo Sospiri Racing		Hans-Peter Koller		<b>Edoardo Liberati</b>		Lamborghini Huracan Super Trofeo Evo	PROAM	31:21.169	1	1:26.353	1:25	
2	12:11:12.749	Sports and You		Marcio Basso		<b>Guilherme Salas</b>		Mercedes AMG GT4 HP	PROAM	31:47.791	1	1:16.186	1:15	
2	12:21:25.615	Sports and You		Marcio Basso		<b>Guilherme Salas</b>		Mercedes AMG GT4 HP	PROAM	42:00.656	2	21.002	1:15	-53.998

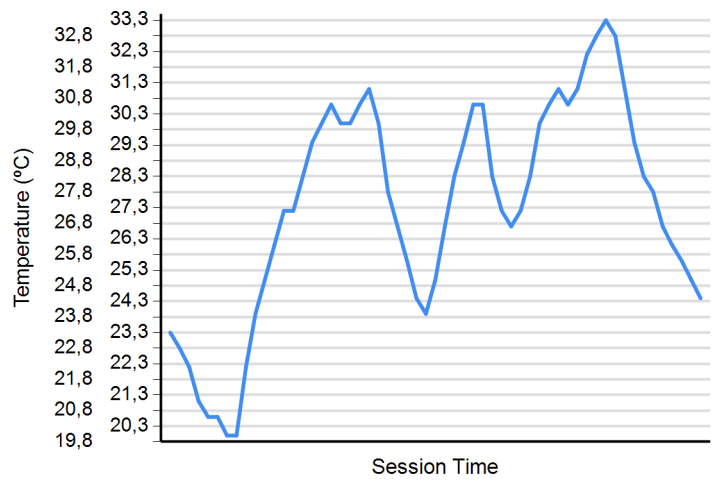




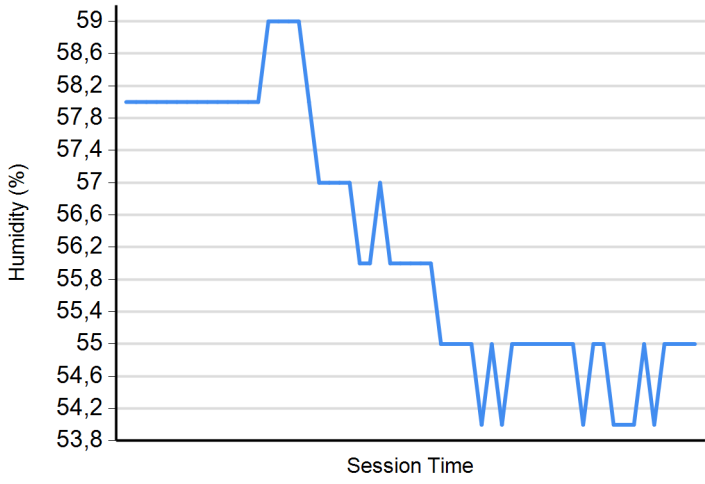
**Air Temperature**



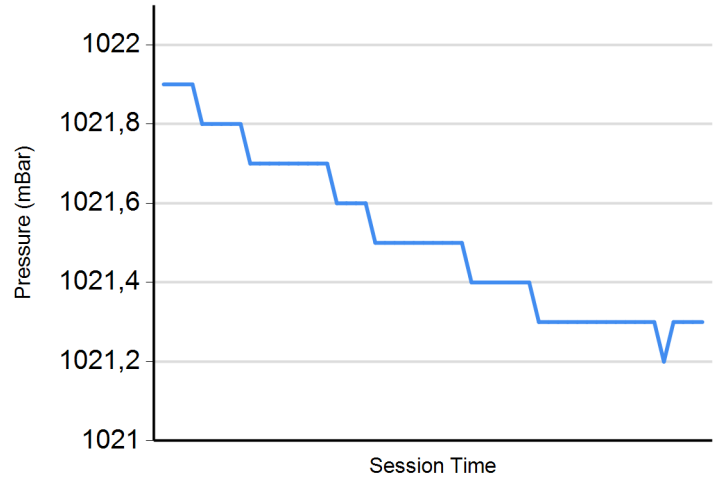
**Track Temperature**



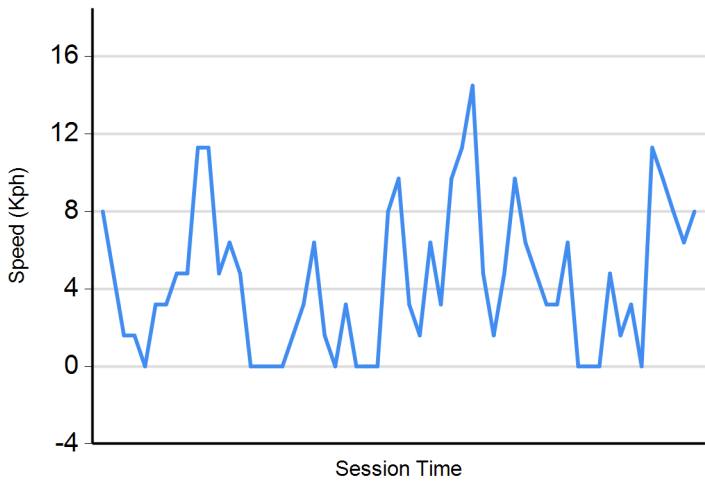
**Humidity**



**Pressure**



**Wind Speed**



**Wind direction**

North = 0°/360° Est = 90° South = 180° West = 270°

