


**Circuito de Barcelona**  
**International GT Open**  
**Qualifying - 1 Driver - 1**  
**Provisional Results**



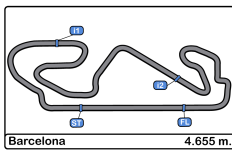
Cls	Nº	Entrant/Team	Nat	Driver 1	Nat	Driver 2	Nat	Vehicle	Cat	Cls	Laps	Best	Time	Gap	Interval	Km/h
1	10	SPS Automotive Performance	DEU	Miguel Ramos	ITA	<b>Fabrizio Crestani</b>	ITA	Mercedes AMG GT3	PRO	1	15	10	1:59.443			140.3
2	14	Emil Frey Racing	CHE	<b>Norbert Siedler</b>	AUT	Mikaël Grenier	CAN	Lamborghini Huracan GT3 EVO	PRO	2	15	10	1:59.754	0.311	0.311	139.9
3	96	Optimum Motorsport	GBR	Oliver Wilkinson	GBR	<b>Darren Turner</b>	GBR	Aston Martin GT3 AMR MY2019	PRO	3	15	6	2:00.043	0.600	0.289	139.5
4	63	Emil Frey Racing	CHE	Albert Costa	ESP	<b>Giacomo Altoè</b>	ITA	Lamborghini Huracan GT3 EVO	PRO	4	15	11	2:00.077	0.634	0.034	139.5
5	59	Teo Martín Motorsport	ESP	<b>Martin Kodrić</b>	HRV	Henrique Chaves	PRY	McLaren 720 s	PRO	5	13	10	2:00.209	0.766	0.132	139.4
6	13	GetSpeed Performance	DEU	Denis Remenyako	RUS	<b>Fabian Schiller</b>	DEU	Mercedes AMG GT3	PROAM	1	13	9	2:00.313	0.870	0.104	139.2
7	66	Vincenzo Sospiri Racing	ITA	Frederik Schandorff	DNK	<b>Tuomas Tujula</b>	FIN	Lamborghini Huracan GT3 EVO	PROAM	2	15	13	2:00.461	1.018	0.148	139.1
8	3	Senkyr Motorsport	CZE	Beitske Visser	NLD	<b>Richard Gonda</b>	SVK	BMW M6 GT3	PRO	6	12	6	2:00.911	1.468	0.450	138.5
9	17	Teo Martín Motorsport	ESP	<b>Fran Rueda</b>	ESP	Andrés Saravia	CHL	McLaren 720 s	PRO	7	14	5	2:01.195	1.752	0.284	138.2
10	27	Lazarus Racing	ITA	<b>Ezequiel Perez Companc</b>	ARG	Eliseo Martínez	ESP	Lamborghini Huracan GT3 EVO	PROAM	3	13	8	2:01.281	1.838	0.086	138.1
11	19	Raton Racing by Target	ITA	<b>Jiatong Liang</b>	CHN	Raffaele Giammaria	ITA	Lamborghini Huracan GT3 EVO	PROAM	4	15	12	2:01.316	1.873	0.035	138.1
12	6	Antonelli MotorSport	ITA	<b>Riccardo Agostini</b>	ITA	Loris Spinelli	ITA	Mercedes AMG GT3	PRO	8	14	10	2:01.396	1.953	0.080	138.0
13	12	Ombra Racing	ITA	Federico Leo	ITA	<b>Najiv Razak</b>	MYS	Lamborghini Huracan GT3 EVO	PRO	9	11	7	2:02.152	2.709	0.756	137.1
14	77	Olimp Racing	POL	<b>Marcin Jedlinski</b>	POL	Mateusz Lisowski	POL	Audi R8 LMS EVO	PROAM	5	13	10	2:02.210	2.767	0.058	137.1
15	20	SPS Automotive Performance	DEU	<b>Valentin Pierburg</b>	DEU	Tom Onslow-Cole	GBR	Mercedes AMG GT3	PROAM	6	15	10	2:02.352	2.909	0.142	136.9
16	25	HTP Motorsport	DEU	Alexander Hrachowina	AUT	<b>Martin Konrad</b>	AUT	Mercedes AMG GT3	AM	1	12	9	2:02.564	3.121	0.212	136.7
17	33	HTP Motorsport / Winward Racing	DEU	<b>Russell Ward</b>	USA	Indy Dontje	NLD	Mercedes AMG GT3	PROAM	7	15	8	2:02.767	3.324	0.203	136.5
18	16	Teo Martín Motorsport	ESP	<b>Marcelo Hahn</b>	BRA	Allam Khodair	BRA	McLaren 720 s	PROAM	8	13	10	2:03.089	3.646	0.322	136.1
19	90	Raton Racing by Target	ITA	<b>Christoph Lenz</b>	CHE	Franck Perera	PRY	Lamborghini Huracan GT3 EVO	PROAM	9	14	13	2:03.448	4.005	0.359	135.7
20	8	Antonelli MotorSport	ITA	Giuseppe Cipriani	ITA			Mercedes AMG GT3	AM	2	13	11	2:03.692	4.249	0.244	135.4
21	4	Boutsen Ginion	BEL	<b>Claude-Yves Gosselin</b>	FRA	Pierre Feligioni	FRA	Lamborghini Huracan GT3 EVO	AM	3	9	8	2:03.865	4.422	0.173	135.2
22	11	GetSpeed Performance	DEU	<b>Janine Hill</b>	GBR	John Shoffner	USA	Mercedes AMG GT3	AM	4	12	11	2:04.652	5.209	0.787	134.4
23	22	Sports and You	PRT	<b>Marcio Basso</b>	BRA	Guilherme Salas	BRA	Mercedes AMG GT3	PROAM	10	8	7	2:10.308	10.865	5.656	128.6
24	5	Olimp Racing	POL	Stanislaw Jedlinski	POL			Mercedes AMG GT3	AM	5	12	7	2:12.143	12.700	1.835	126.8

Published at:.....

Track Temp: 22.4 °C    Air Temp: 20.4 °C    Humidity: 92 %    Track Status: WET

Stewards:	Race Director:	Timekeeper: 
-----------	----------------	---





**Circuito de Barcelona**  
**International GT Open**  
**Qualifying - 1 Driver - 1**  
**Provisional Results by Class**



Cls	Nº	Entrant/Team	Nat	Driver 1	Nat	Driver 2	Nat	Vehicle	Cat	Cls	Laps	Best	Time	Gap	Interval	Km/h
<b>PRO</b>																
1	10	SPS Automotive Performance	DEU	Miguel Ramos	PRT	<b>Fabrizio Crestani</b>	ITA	Mercedes AMG GT3	PRO	1	15	10	1:59.443			140.3
2	14	Emil Frey Racing	CHE	<b>Norbert Siedler</b>	AUT	Mikaël Grenier	CAN	Lamborghini Huracan GT3 EVO	PRO	2	15	10	1:59.754	0.311	0.311	139.9
3	96	Optimum Motorsport	GBR	Oliver Wilkinson	GBR	<b>Darren Turner</b>	GBR	Aston Martin GT3 AMR MY2019	PRO	3	15	6	2:00.043	0.600	0.289	139.5
4	63	Emil Frey Racing	CHE	Albert Costa	ESP	<b>Giacomo Altoè</b>	ITA	Lamborghini Huracan GT3 EVO	PRO	4	15	11	2:00.077	0.634	0.034	139.5
5	59	Teo Martín Motorsport	ESP	<b>Martin Kodrić</b>	HRV	Henrique Chaves	PRT	McLaren 720 s	PRO	5	13	10	2:00.209	0.766	0.132	139.4
6	3	Senkyr Motorsport	CZE	Beitske Visser	NLD	<b>Richard Gonda</b>	SVK	BMW M6 GT3	PRO	6	12	6	2:00.911	1.468	0.702	138.5
7	17	Teo Martín Motorsport	ESP	<b>Fran Rueda</b>	ESP	Andrés Saravia	GTM	McLaren 720 s	PRO	7	14	5	2:01.195	1.752	0.284	138.2
8	6	Antonelli MotorSport	ITA	<b>Riccardo Agostini</b>	ITA	Loris Spinelli	ITA	Mercedes AMG GT3	PRO	8	14	10	2:01.396	1.953	0.201	138.0
9	12	Ombra Racing	ITA	Federico Leo	ITA	<b>Najiy Razak</b>	MYS	Lamborghini Huracan GT3 EVO	PRO	9	11	7	2:02.152	2.709	0.756	137.1
<b>PROAM</b>																
1	13	GetSpeed Performance	DEU	Denis Remenyako	RUS	<b>Fabian Schiller</b>	DEU	Mercedes AMG GT3	PROAM	1	13	9	2:00.313			139.2
2	66	Vincenzo Sospiri Racing	ITA	Frederik Schandorff	DNK	<b>Tuomas Tujula</b>	FIN	Lamborghini Huracan GT3 EVO	PROAM	2	15	13	2:00.461	0.148	0.148	139.1
3	27	Lazarus Racing	ITA	<b>Ezequiel Perez Companc</b>	ARG	Eliseo Martínez	ESP	Lamborghini Huracan GT3 EVO	PROAM	3	13	8	2:01.281	0.968	0.820	138.1
4	19	Raton Racing by Target	ITA	<b>Jiatong Liang</b>	CHN	Raffaele Giammaria	ITA	Lamborghini Huracan GT3 EVO	PROAM	4	15	12	2:01.316	1.003	0.035	138.1
5	77	Olimp Racing	POL	<b>Marcin Jedlinski</b>	POL	Mateusz Lisowski	POL	Audi R8 LMS EVO	PROAM	5	13	10	2:02.210	1.897	0.894	137.1
6	20	SPS Automotive Performance	DEU	<b>Valentin Pierburg</b>	DEU	Tom Onslow-Cole	GBR	Mercedes AMG GT3	PROAM	6	15	10	2:02.352	2.039	0.142	136.9
7	33	HTP Motorsport / Winward Racing	DEU	<b>Russell Ward</b>	USA	Indy Dontje	NLD	Mercedes AMG GT3	PROAM	7	15	8	2:02.767	2.454	0.415	136.5
8	16	Teo Martín Motorsport	ESP	<b>Marcelo Hahn</b>	BRA	Allam Khodair	BRA	McLaren 720 s	PROAM	8	13	10	2:03.089	2.776	0.322	136.1
9	90	Raton Racing by Target	ITA	<b>Christoph Lenz</b>	CHE	Franck Perera	FIN	Lamborghini Huracan GT3 EVO	PROAM	9	14	13	2:03.448	3.135	0.359	135.7
10	22	Sports and You	PRT	<b>Marcio Basso</b>	BRA	Guilherme Salas	BRA	Mercedes AMG GT3	PROAM	10	8	7	2:10.308	9.995	6.860	128.6
<b>AM</b>																
1	25	HTP Motorsport	DEU	Alexander Hrachowina	AUT	<b>Martin Konrad</b>	AUT	Mercedes AMG GT3	AM	1	12	9	2:02.564			136.7
2	8	Antonelli MotorSport	ITA	Giuseppe Cipriani	ITA			Mercedes AMG GT3	AM	2	13	11	2:03.692	1.128	1.128	135.4
3	4	Boutsen Ginion	BEL	<b>Claude-Yves Gosselin</b>	FRA	Pierre Feligioni	FRA	Lamborghini Huracan GT3 EVO	AM	3	9	8	2:03.865	1.301	0.173	135.2
4	11	GetSpeed Performance	DEU	<b>Janine Hill</b>	GBR	John Shoffner	USA	Mercedes AMG GT3	AM	4	12	11	2:04.652	2.088	0.787	134.4
5	5	Olimp Racing	POL	Stanislaw Jedlinski	POL			Mercedes AMG GT3	AM	5	12	7	2:12.143	9.579	7.491	126.8

Published at:.....

Track Temp: 22.4 °C    Air Temp: 20.4 °C    Humidity: 92 %    Track Status: WET

<b>Stewards:</b>	<b>Race Director:</b>	<b>Timekeeper:</b>
------------------	-----------------------	--------------------





**Circuit de Barcelona**  
**International GT Open**  
**Qualifying - 1 Driver - 1**  
**Lap Analysis**



3							6								
1 Beitske Visser			BMW M6 GT3				1 Riccardo Agostini			Mercedes AMG GT3					
PRO			Senkyr Motorsport				PRO			Antonelli MotorSport					
2 Richard Gonda							2 Loris Spinelli								
Lap	D	Time	Sector 1	Sector 2	Sector 3	T. Spd	Elapsed	Lap	D	Time	Sector 1	Sector 2	Sector 3	T. Spd	Elapsed
1	2	10:38:41.615	10:36:59.602	54.326	47.687	148.9	10:38:41.615	1	1	10:38:28.487	10:36:50.104	54.236	44.147	164.3	10:38:28.487
2	2	2:07.148	37.434	47.784	41.930	194.2	10:40:48.763	2	1	2:05.695	36.153	47.683	41.859	236.3	10:40:34.182
3	2	2:04.576	35.788	46.926	41.862	235.8	10:42:53.339	3	1	2:05.386	36.588	47.321	41.477	251.7	10:42:39.568
4	2	2:08.921 P	35.353	47.398	46.170	251.7	10:45:02.260	4	1	2:04.122	35.798	47.123	41.201	243.2	10:44:43.690
5	2	3:04.110	1:36.276	46.772	41.062	183.9	10:48:06.370	5	1	2:03.519	35.484	46.123	41.912	254.1	10:46:47.209
6	2	<b>2:00.911</b>	34.488	<b>45.728</b>	<b>40.695</b>	256.5	10:50:07.281	6	1	2:03.112	35.568	46.089	41.455	254.1	10:48:50.321
7	2	2:01.898	34.576	46.076	41.246	258.9	10:52:09.179	7	1	2:09.985 P	36.486	46.730	46.769	253.5	10:51:00.306
8	2	2:05.979 P	34.483	45.837	45.659	256.5	10:54:15.158	8	1	5:11.009	3:41.832	47.857	41.320	172.5	10:56:11.315
9	2	5:43.341	4:11.605	46.959	44.777	161.4	10:59:58.499	9	1	2:01.407	35.075	<b>45.574</b>	<b>40.758</b>	254.1	10:58:12.722
10	2	2:01.865	<b>34.430</b>	45.853	41.582	258.3	11:02:00.364	10	1	<b>2:01.396</b>	<b>34.583</b>	45.587	41.226	254.1	11:00:14.118
11	2	2:02.712	34.733	46.339	41.640	257.1	11:04:03.076	11	1	2:02.322	34.628	46.359	41.335	252.9	11:02:16.440
12	2	2:07.873 P	34.914	46.796	46.163	256.5	11:06:10.949	12	1	2:20.484	38.343	55.737	46.404	253.5	11:04:36.924
4							8								
1 Claude-Yves Gosselin			Lamborghini Huracan GT3 EVO				1 Giuseppe Cipriani			Mercedes AMG GT3					
AM			Boutsen Ginion				AM			Antonelli MotorSport					
2 Pierre Feligioni							2								
Lap	D	Time	Sector 1	Sector 2	Sector 3	T. Spd	Elapsed	Lap	D	Time	Sector 1	Sector 2	Sector 3	T. Spd	Elapsed
1	1	10:47:03.136 P	10:45:07.828	56.883	58.425	140.8	10:47:03.136	1	1	10:42:36.301	10:40:47.395	58.588	50.318	154.7	10:42:36.301
2	1	5:24.691	3:46.747	52.121	45.823	148.5	10:52:27.827	2	1	2:15.370	38.089	52.258	45.023	227.8	10:44:51.671
3	1	2:08.408	37.321	48.861	42.226	245.4	10:54:36.235	3	1	2:08.860	36.755	49.319	42.786	242.1	10:47:00.531
4	1	2:05.782	36.048	47.645	42.089	250.0	10:56:42.017	4	1	2:08.520	36.543	48.434	43.543	248.8	10:49:09.051
5	1	2:05.181	36.270	47.323	<b>41.588</b>	249.4	10:58:47.198	5	1	2:06.730	36.221	48.096	42.413	250.0	10:51:15.781
6	1	2:20.022 P	36.288	50.530	53.204	249.4	11:01:07.220	6	1	2:06.417	35.974	47.943	42.500	250.0	10:53:22.198
7	1	3:14.505	1:44.584	47.991	41.930	172.5	11:04:21.725	7	1	2:05.897	36.145	47.402	42.350	249.4	10:55:28.095
8	1	<b>2:03.865</b>	<b>35.250</b>	<b>46.911</b>	41.704	251.1	11:06:25.590	8	1	2:05.924	35.828	47.504	42.592	249.4	10:57:34.019
9	1	2:15.915 P	36.268	48.490	51.157	249.4	11:08:41.505	9	1	2:11.896 P	35.895	47.580	48.421	248.8	10:59:45.915
5							10								
1 Stanislaw Jedlinski			Mercedes AMG GT3				1 Miguel Ramos			Mercedes AMG GT3					
AM			Olimp Racing				PRO			SPS Automotive Performance					
2							2 Fabrizio Crestani								
Lap	D	Time	Sector 1	Sector 2	Sector 3	T. Spd	Elapsed	Lap	D	Time	Sector 1	Sector 2	Sector 3	T. Spd	Elapsed
1	1	10:42:15.815	10:40:23.519	1:03.509	48.787	108.0	10:42:15.815	1	2	10:38:23.040	10:36:51.251	49.312	42.477	180.6	10:38:23.040
2	1	2:26.618	40.812	57.325	48.481	230.2	10:44:42.433	2	2	2:03.385	35.495	47.227	40.663	248.2	10:40:26.425
3	1	2:23.718	41.302	54.323	48.093	220.8	10:47:06.151	3	2	2:04.541	35.762	46.857	41.922	236.3	10:42:30.966
4	1	2:21.945	39.503	56.816	45.626	235.2	10:49:28.096	4	2	2:01.281	34.705	45.961	40.615	251.1	10:44:32.247
5	1	2:14.718	38.527	51.720	44.471	247.1	10:51:42.814	5	2	2:00.922	34.983	45.321	40.618	252.9	10:46:33.169
6	1	2:14.728	38.208	53.139	43.381	251.1	10:53:57.542	6	2	2:01.089	35.001	45.466	40.622	252.9	10:48:34.258
7	1	<b>2:12.143</b>	37.830	50.974	43.339	248.2	10:56:09.685	7	2	2:02.416	36.051	45.950	40.415	243.2	10:50:36.674
8	1	2:14.338	38.408	50.131	45.799	251.1	10:58:24.023	8	2	2:05.546 P	34.427	45.408	45.711	250.5	10:52:42.220
9	1	2:12.713	37.923	51.879	<b>42.911</b>	251.1	11:00:36.736	9	2	3:37.376	2:12.182	45.064	<b>40.130</b>	186.5	10:56:19.596
10	1	2:14.618	39.716	51.604	43.298	247.7	11:02:51.354	10	2	<b>1:59.443</b>	34.040	<b>45.018</b>	40.385	255.3	10:58:19.039
11	1	2:12.447	37.618	<b>49.239</b>	45.590	248.8	11:05:03.801	11	2	2:00.044	34.270	45.329	40.445	255.3	11:00:19.083
12	1	2:22.637 P	<b>37.130</b>	50.587	54.920	251.1	11:07:26.438	12	2	2:00.417	34.131	45.461	40.825	255.3	11:02:19.500
								13	2	2:15.528	37.332	50.680	47.516	225.9	11:04:35.028
								14	2	2:01.611	<b>33.881</b>	46.776	40.954	251.7	11:06:36.639
								15	2	2:31.527 P	40.668	54.008	56.851	208.0	11:09:08.166





**Circuit de Barcelona**  
**International GT Open**  
**Qualifying - 1 Driver - 1**  
**Lap Analysis**



<b>11</b>	1 Janine Hill Mercedes AMG GT3	<b>14</b>	1 Norbert Siedler Lamborghini Huracan GT3 EVO
AM	2 John Shoffner GetSpeed Performance	PRO	2 Mikaël Grenier Emil Frey Racing

Lap	D	Time	Sector 1	Sector 2	Sector 3	T. Spd	Elapsed
1	1	10:44:10.342	10:42:24.720	58.597	47.025	171.1	10:44:10.342
2	1	2:12.905	38.690	50.576	43.639	238.4	10:46:23.247
3	1	2:09.880	37.820	49.055	43.005	250.5	10:48:33.127
4	1	2:10.354	37.390	49.281	43.683	251.7	10:50:43.481
5	1	2:08.684	36.937	49.120	42.627	252.9	10:52:52.165
6	1	2:08.608	36.810	49.136	42.662	254.1	10:55:00.773
7	1	2:06.132	35.463	48.020	42.649	254.7	10:57:06.905
8	1	2:10.538	37.561	49.719	43.258	243.7	10:59:17.443
9	1	2:05.731	35.939	47.603	42.189	251.7	11:01:23.174
10	1	2:06.267	35.743	47.914	42.610	254.7	11:03:29.441
11	1	2:04.652	35.087	47.398	42.167	254.7	11:05:34.093
12	1	2:58.089 P	35.070	1:31.410	51.609	253.5	11:08:32.182

Lap	D	Time	Sector 1	Sector 2	Sector 3	T. Spd	Elapsed
1	1	10:39:36.803	10:38:05.717	50.021	41.065	149.7	10:39:36.803
2	1	2:01.665	35.181	46.437	40.047	251.7	10:41:38.468
3	1	2:01.142	35.218	45.673	40.251	254.1	10:43:39.610
4	1	2:01.014	34.704	45.953	40.357	255.3	10:45:40.624
5	1	2:03.151	35.087	46.553	41.511	254.1	10:47:43.775
6	1	2:01.374	34.436	45.493	41.445	255.9	10:49:45.149
7	1	2:01.293	34.570	45.796	40.927	256.5	10:51:46.442
8	1	2:07.365 P	35.023	46.355	45.987	256.5	10:53:53.807
9	1	2:59.300	1:33.335	45.723	40.242	184.3	10:56:53.107
10	1	1:59.754	34.011	45.251	40.492	255.9	10:58:52.861
11	1	2:04.868	34.017	46.277	44.574	257.1	11:00:57.729
12	1	2:00.072	33.873	45.598	40.601	257.7	11:02:57.801
13	1	2:02.360	34.238	45.873	42.249	257.1	11:05:00.161
14	1	2:00.995	34.021	45.831	41.143	256.5	11:07:01.156
15	1	2:13.050 P	34.959	46.917	51.174	257.7	11:09:14.206

<b>12</b>	1 Federico Leo Lamborghini Huracan GT3 EVO
PRO	2 Najji Razak Ombra Racing

Lap	D	Time	Sector 1	Sector 2	Sector 3	T. Spd	Elapsed
1	2	10:47:24.904	10:45:43.046	56.999	44.859	101.0	10:47:24.904
2	2	2:04.784	36.017	47.395	41.372	254.1	10:49:29.688
3	2	2:03.148	35.487	46.616	41.045	255.9	10:51:32.836
4	2	2:03.813	34.878	46.850	42.085	258.3	10:53:36.649
5	2	2:03.275	35.587	46.600	41.088	257.1	10:55:39.924
6	2	2:02.992	35.179	46.671	41.142	256.5	10:57:42.916
7	2	2:02.152	34.715	46.168	41.269	256.5	10:59:45.068
8	2	2:03.812	35.035	47.593	41.184	255.9	11:01:48.880
9	2	2:02.263	34.858	46.143	41.262	255.3	11:03:51.143
10	2	2:02.956	35.164	46.288	41.504	257.1	11:05:54.099
11	2	2:26.273 P	34.734	57.940	53.599	257.1	11:08:20.372

<b>16</b>	1 Marcelo Hahn McLaren 720 s
PROAM	2 Allam Khodair Teo Martín Motorsport

Lap	D	Time	Sector 1	Sector 2	Sector 3	T. Spd	Elapsed
1	1	10:42:01.964	10:40:30.126	50.416	41.422	169.2	10:42:01.964
2	1	2:05.958	36.419	47.749	41.790	245.4	10:44:07.922
3	1	2:04.899	35.780	47.147	41.972	244.8	10:46:12.821
4	1	2:42.161	35.774	46.907	1:19.480	250.5	10:48:54.982
5	1	2:04.484	35.512	47.066	41.906	249.4	10:50:59.466
6	1	2:03.788	35.385	46.715	41.688	255.3	10:53:03.254
7	1	2:04.650	35.718	47.401	41.531	228.8	10:55:07.904
8	1	2:11.270 P	35.374	47.350	48.546	257.1	10:57:19.174
9	1	3:25.893	1:58.208	46.387	41.298	121.6	11:00:45.067
10	1	2:03.089	34.753	46.760	41.576	257.7	11:02:48.156
11	1	2:03.830	34.595	47.307	41.928	256.5	11:04:51.986
12	1	2:03.554	34.788	46.736	42.030	256.5	11:06:55.540
13	1	2:17.412 P	34.825	46.628	55.959	257.7	11:09:12.952

<b>13</b>	1 Denis Remenyako Mercedes AMG GT3
PROAM	2 Fabian Schiller GetSpeed Performance

Lap	D	Time	Sector 1	Sector 2	Sector 3	T. Spd	Elapsed
1	2	10:39:14.117	10:37:45.289	47.754	41.074	184.6	10:39:14.117
2	2	2:02.169	35.216	46.188	40.765	251.1	10:41:16.286
3	2	2:01.994	34.929	46.019	41.046	252.3	10:43:18.280
4	2	2:01.424	34.899	45.942	40.583	253.5	10:45:19.704
5	2	2:01.422	34.796	45.796	40.830	253.5	10:47:21.126
6	2	2:08.137 P	35.441	46.355	46.341	254.7	10:49:29.263
7	2	5:28.336	4:01.229	46.906	40.201	187.5	10:54:57.599
8	2	2:00.961	34.311	45.986	40.664	255.3	10:56:58.560
9	2	2:00.313	34.207	45.455	40.651	253.5	10:58:58.873
10	2	2:09.754 P	35.455	47.890	46.409	255.3	11:01:08.627
11	2	3:08.480	1:42.185	45.796	40.499	186.2	11:04:17.107
12	2	2:00.552	33.945	45.461	41.146	254.1	11:06:17.659
13	2	2:16.044 P	34.532	48.954	52.558	253.5	11:08:33.703

<b>17</b>	1 Fran Rueda McLaren 720 s
PRO	2 Andrés Saravia Teo Martín Motorsport

Lap	D	Time	Sector 1	Sector 2	Sector 3	T. Spd	Elapsed
1	1	10:40:16.894	10:38:43.711	51.200	41.983	174.7	10:40:16.894
2	1	2:03.474	35.471	47.416	40.587	252.9	10:42:20.368
3	1	2:01.464	34.837	45.726	40.901	257.1	10:44:21.832
4	1	2:01.646	34.546	46.068	41.032	255.3	10:46:23.478
5	1	2:01.195	34.761	45.711	40.723	252.9	10:48:24.673
6	1	2:01.333	34.569	45.886	40.878	254.1	10:50:26.006
7	1	2:08.319 P	34.926	45.717	47.676	255.9	10:52:34.325
8	1	3:25.555	1:47.402	53.204	44.949	169.0	10:55:59.880
9	1	2:01.336	34.598	46.254	40.484	256.5	10:58:01.216
10	1	2:01.228	34.447	46.080	40.701	256.5	11:00:02.444
11	1	2:01.582	34.403	46.113	41.066	257.7	11:02:04.026
12	1	2:01.250	34.349	45.932	40.969	258.3	11:04:05.276
13	1	2:01.950	34.644	46.108	41.198	258.9	11:06:07.226
14	1	2:18.499 P	36.856	52.044	49.599	208.8	11:08:25.725





**Circuit de Barcelona**  
**International GT Open**  
**Qualifying - 1 Driver - 1**  
**Lap Analysis**



**19**

1 Jiatong Liang  
 Lamborghini Huracan GT3 EVO  
 PROAM 2 Raffaele Giammaria  
 Raton Racing by Target

Lap	D	Time	Sector 1	Sector 2	Sector 3	T. Spd	Elapsed
1	1	10:38:45.122	10:37:02.718	54.828	47.576	137.7	10:38:45.122
2	1	2:19.671	42.627	53.257	43.787	170.0	10:41:04.793
3	1	2:13.503	40.009	50.841	42.653	194.9	10:43:18.296
4	1	2:07.987	37.390	48.466	42.131	216.4	10:45:26.283
5	1	2:05.580	36.584	47.235	41.761	236.3	10:47:31.863
6	1	2:04.887	35.869	47.431	41.587	239.4	10:49:36.750
7	1	2:04.018	35.526	47.026	41.466	251.7	10:51:40.768
8	1	2:02.707	35.172	46.237	41.298	251.7	10:53:43.475
9	1	2:02.398	34.804	46.391	41.203	254.1	10:55:45.873
10	1	2:12.585 P	36.628	47.479	48.478	231.2	10:57:58.458
11	1	3:00.252	1:25.701	46.835	47.716	188.4	11:00:58.710
12	1	2:01.316	34.448	45.762	41.106	253.5	11:03:00.026
13	1	2:02.421	34.707	45.923	41.791	253.5	11:05:02.447
14	1	2:01.537	34.450	45.781	41.306	254.1	11:07:03.984
15	1	2:33.814 P	41.302	58.960	53.552	184.9	11:09:37.798

**25**

1 Alexander Hrachowina  
 Mercedes AMG GT3  
 AM 2 Martin Konrad  
 HTP Motorsport

Lap	D	Time	Sector 1	Sector 2	Sector 3	T. Spd	Elapsed
1	2	10:42:42.053	10:41:03.929	54.120	44.004	157.8	10:42:42.053
2	2	2:07.607	36.753	49.160	41.694	211.7	10:44:49.660
3	2	2:05.500	35.766	47.942	41.792	250.0	10:46:55.160
4	2	2:03.720	35.215	47.386	41.119	251.1	10:48:58.880
5	2	2:03.715	35.056	47.029	41.630	251.7	10:51:02.595
6	2	2:03.165	34.951	46.767	41.447	253.5	10:53:05.760
7	2	2:10.362 P	35.119	47.509	47.734	254.1	10:55:16.122
8	2	3:40.734	2:09.248	45.745	45.741	186.8	10:58:56.856
9	2	2:02.564	34.272	46.522	41.770	254.7	11:00:59.420
10	2	2:04.339	34.500	46.630	43.209	255.3	11:03:03.759
11	2	2:02.977	34.455	46.803	41.719	253.5	11:05:06.736
12	2	2:09.425 P	34.734	47.139	47.552	254.7	11:07:16.161

**27**

1 Ezequiel Perez Companc  
 Lamborghini Huracan GT3 EVO  
 PROAM 2 Eliseo Martínez  
 Lazarus Racing

Lap	D	Time	Sector 1	Sector 2	Sector 3	T. Spd	Elapsed
1	1	10:41:24.724	10:39:47.164	54.788	42.772	127.5	10:41:24.724
2	1	2:04.238	36.386	47.096	40.756	230.2	10:43:28.962
3	1	2:02.203	35.040	46.404	40.759	251.7	10:45:31.165
4	1	2:01.695	34.755	46.157	40.783	251.7	10:47:32.860
5	1	2:09.332 P	35.742	47.694	45.896	234.7	10:49:42.192
6	1	3:27.492	1:57.027	46.605	43.860	104.7	10:53:09.684
7	1	2:10.482	34.540	45.960	49.982	254.1	10:55:20.166
8	1	2:01.281	34.231	46.311	40.739	254.1	10:57:21.447
9	1	2:01.597	34.776	46.025	40.796	255.3	10:59:23.044
10	1	2:01.736	34.543	46.047	41.146	255.9	11:01:24.780
11	1	2:01.870	34.761	46.158	40.951	253.5	11:03:26.650
12	1	2:03.172	34.618	46.493	42.061	254.1	11:05:29.822
13	1	2:11.672 P	34.710	48.333	48.629	252.3	11:07:41.494

**33**

1 Russell Ward  
 Mercedes AMG GT3  
 PROAM 2 Indy Dontje  
 HTP Motorsport / Winward Racing

Lap	D	Time	Sector 1	Sector 2	Sector 3	T. Spd	Elapsed
1	1	10:40:22.605	10:38:39.834	57.313	45.458	151.8	10:40:22.605
2	1	2:09.360	37.788	48.326	43.246	195.6	10:42:31.965
3	1	2:05.493	35.665	47.354	42.474	228.3	10:44:37.458
4	1	2:05.499	35.484	47.909	42.106	252.9	10:46:42.957
5	1	2:03.373	35.132	46.666	41.575	252.9	10:48:46.330
6	1	2:04.154	35.345	46.834	41.975	254.1	10:50:50.484
7	1	2:03.205	34.987	46.606	41.612	254.7	10:52:53.689
8	1	2:02.767	34.939	46.484	41.344	254.7	10:54:56.456
9	1	2:04.158	35.011	47.273	41.874	254.7	10:57:00.614
10	1	2:03.191	34.765	46.433	41.993	255.9	10:59:03.805
11	1	2:03.592	34.835	46.512	42.245	255.9	11:01:07.397
12	1	2:03.024	34.630	46.670	41.724	255.3	11:03:10.421
13	1	2:04.012	34.677	46.759	42.576	255.3	11:05:14.433
14	1	2:03.483	34.666	46.499	42.318	255.9	11:07:17.916
15	1	2:11.712 P	34.827	48.158	48.727	255.3	11:09:29.628

**22**

1 Marcio Basso  
 Mercedes AMG GT3  
 PROAM 2 Guilherme Salas  
 Sports and You

Lap	D	Time	Sector 1	Sector 2	Sector 3	T. Spd	Elapsed
1	1	10:52:29.829	10:50:41.088	56.152	52.589	136.8	10:52:29.829
2	1	2:19.026	39.611	53.288	46.127	218.6	10:54:48.855
3	1	2:17.105	39.235	52.549	45.321	224.0	10:57:05.960
4	1	2:18.189	38.293	52.225	47.671	220.8	10:59:24.149
5	1	2:11.391	37.290	50.118	43.983	247.7	11:01:35.540
6	1	2:10.956	37.307	49.906	43.743	246.0	11:03:46.496
7	1	2:10.308	36.811	49.608	43.889	249.4	11:05:56.804
8	1	2:22.117 P	36.387	52.629	53.101	250.5	11:08:18.921







**Circuit de Barcelona**  
**International GT Open**  
**Qualifying - 1 Driver - 1**  
**Lap Analysis**



**59**

1 Martin Kodrić McLaren 720 s **77**  
 PRO 2 Henrique Chaves Teo Martin Motorsport

1 Marcin Jedlinski Audi R8 LMS EVO  
 PROAM 2 Mateusz Lisowski Olimp Racing

Lap	D	Time	Sector 1	Sector 2	Sector 3	T. Spd	Elapsed	Lap	D	Time	Sector 1	Sector 2	Sector 3	T. Spd	Elapsed
1	1	10:41:12.089	10:39:33.125	54.548	44.416	113.6	10:41:12.089	1	1	10:41:00.283	10:39:18.225	58.182	43.876	115.8	10:41:00.283
2	1	2:02.974	35.388	46.898	40.688	239.4	10:43:15.063	2	1	2:06.479	36.876	48.560	41.043	250.0	10:43:06.762
3	1	2:01.029	34.814	45.763	40.452	257.1	10:45:16.092	3	1	2:03.675	35.636	46.761	41.278	251.7	10:45:10.437
4	1	2:02.483	34.725	46.729	41.029	257.1	10:47:18.575	4	1	2:03.943	35.416	47.250	41.277	253.5	10:47:14.380
5	1	2:02.357	34.740	46.266	41.351	257.7	10:49:20.932	5	1	2:03.705	35.279	46.917	41.509	255.3	10:49:18.085
6	1	2:10.355	39.633	48.920	41.802	258.9	10:51:31.287	6	1	2:03.009	34.773	46.667	41.569	255.9	10:51:21.094
7	1	2:01.875	34.660	46.008	41.207	258.9	10:53:33.162	7	1	2:18.717	34.939	46.643	57.135	257.1	10:53:39.811
8	1	2:11.518 P	36.849	46.381	48.288	219.9	10:55:44.680	8	1	2:11.924 P	35.884	47.441	48.599	254.1	10:55:51.735
9	1	4:23.247	2:45.358	52.195	45.694	160.9	11:00:07.927	9	1	4:48.155	3:20.531	46.399	41.225	186.8	11:00:39.890
10	1	2:00.209	34.077	45.421	40.711	260.8	11:02:08.136	10	1	2:02.210	34.526	46.560	41.124	258.3	11:02:42.100
11	1	2:00.827	34.234	45.665	40.928	260.2	11:04:08.963	11	1	2:03.320	34.767	46.640	41.913	256.5	11:04:45.420
12	1	2:01.296	34.145	45.981	41.170	260.2	11:06:10.259	12	1	2:03.978	35.042	46.973	41.963	257.1	11:06:49.398
13	1	2:19.589 P	36.455	51.830	51.304	212.1	11:08:29.848	13	1	2:20.651 P	37.051	48.523	55.077	222.6	11:09:10.049

**63**

1 Albert Costa Lamborghini Huracan GT3 EVO **90**  
 PRO 2 Giacomo Altoè Emil Frey Racing

1 Christoph Lenz Lamborghini Huracan GT3 EVO  
 PROAM 2 Franck Perera Raton Racing by Target

Lap	D	Time	Sector 1	Sector 2	Sector 3	T. Spd	Elapsed	Lap	D	Time	Sector 1	Sector 2	Sector 3	T. Spd	Elapsed
1	2	10:39:40.250	10:38:08.768	49.553	41.929	156.5	10:39:40.250	1	1	10:39:19.698	10:37:32.246	1:00.494	46.958	160.4	10:39:19.698
2	2	2:03.436	35.744	46.857	40.835	242.1	10:41:43.686	2	1	2:16.619	40.755	51.711	44.153	200.0	10:41:36.317
3	2	2:02.780	35.206	47.403	40.171	254.1	10:43:46.466	3	1	2:14.902	39.099	52.132	43.671	213.4	10:43:51.219
4	2	2:00.812	34.697	45.610	40.505	252.9	10:45:47.278	4	1	2:09.334	37.843	49.007	42.484	234.7	10:46:00.553
5	2	2:01.070	35.100	45.366	40.604	253.5	10:47:48.348	5	1	2:07.934	36.802	48.365	42.767	239.4	10:48:08.487
6	2	2:01.205	34.704	45.721	40.780	256.5	10:49:49.553	6	1	2:07.399	37.105	48.017	42.277	245.4	10:50:15.886
7	2	2:01.570	34.575	45.552	41.443	256.5	10:51:51.123	7	1	2:07.843	37.072	48.265	42.506	249.4	10:52:23.729
8	2	2:01.925	34.461	46.140	41.324	256.5	10:53:53.048	8	1	2:12.778 P	36.626	47.835	48.317	250.0	10:54:36.507
9	2	2:05.669 P	34.645	46.066	44.958	255.9	10:55:58.717	9	1	3:08.590	1:38.118	49.177	41.295	184.9	10:57:45.097
10	2	3:18.879	1:52.754	45.688	40.437	188.8	10:59:17.596	10	1	2:04.274	35.790	47.242	41.242	248.8	10:59:49.371
11	2	2:00.077	34.113	45.424	40.540	255.3	11:01:17.673	11	1	2:03.494	35.372	46.852	41.270	252.3	11:01:52.865
12	2	2:00.922	34.144	46.176	40.602	255.3	11:03:18.595	12	1	2:03.793	35.455	46.755	41.583	250.5	11:03:56.658
13	2	2:01.196	34.224	46.102	40.870	255.9	11:05:19.791	13	1	2:03.448	35.474	46.427	41.547	251.1	11:06:00.106
14	2	2:02.090	34.231	46.827	41.032	255.3	11:07:21.881	14	1	2:13.336 P	35.149	48.913	49.274	251.7	11:08:13.442
15	2	2:09.698 P	34.445	46.863	48.390	256.5	11:09:31.579								

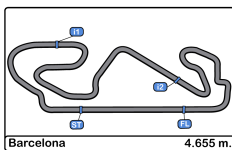
**66**

1 Frederik Schandorff Lamborghini Huracan GT3 EVO  
 PROAM 2 Tuomas Tujula Vincenzo Sospiri Racing

**96**  
 PRO 1 Oliver Wilkinson Aston Martin GT3 AMR MY2019  
 2 Darren Turner Optimum Motorsport

Lap	D	Time	Sector 1	Sector 2	Sector 3	T. Spd	Elapsed	Lap	D	Time	Sector 1	Sector 2	Sector 3	T. Spd	Elapsed
1	2	10:38:43.778	10:37:04.285	53.255	46.238	173.3	10:38:43.778	1	2	10:38:32.795	10:37:01.814	50.069	40.912	157.2	10:38:32.795
2	2	2:12.736	37.748	50.088	44.900	196.3	10:40:56.514	2	2	2:02.182	35.123	46.708	40.351	250.5	10:40:34.977
3	2	2:02.992	35.494	47.024	40.474	244.8	10:42:59.506	3	2	2:01.584	34.696	46.652	40.236	253.5	10:42:36.561
4	2	2:01.327	34.676	46.527	40.124	252.3	10:45:00.833	4	2	2:02.022	34.380	45.898	41.744	254.1	10:44:38.583
5	2	2:07.948 P	35.618	46.098	46.232	247.1	10:47:08.781	5	2	2:00.559	34.530	45.673	40.356	253.5	10:46:39.142
6	2	3:00.684	1:27.551	46.201	46.932	183.0	10:50:09.465	6	2	2:00.043	34.324	45.519	40.200	254.7	10:48:39.185
7	2	2:15.312	45.718	46.970	42.624	253.5	10:52:24.777	7	2	2:05.496 P	34.197	46.171	45.128	255.9	10:50:44.681
8	2	2:01.335	35.047	45.891	40.397	256.5	10:54:26.112	8	2	4:21.083	2:55.000	45.628	40.455	184.9	10:55:05.764
9	2	2:00.745	34.858	45.658	40.229	254.7	10:56:26.857	9	2	2:00.445	33.904	45.549	40.992	256.5	10:57:06.209
10	2	2:00.871	34.402	45.612	40.857	255.9	10:58:27.728	10	2	2:00.672	34.111	45.894	40.667	255.3	10:59:06.881
11	2	2:05.443 P	34.840	46.312	44.291	255.3	11:00:33.171	11	2	2:06.937	34.173	46.076	46.688	256.5	11:01:13.818
12	2	2:56.928	1:27.803	47.130	41.995	184.9	11:03:30.099	12	2	2:01.050	33.981	45.940	41.129	253.5	11:03:14.868
13	2	2:00.461	34.324	45.672	40.465	257.1	11:05:30.560	13	2	2:12.218	38.551	52.260	41.407	227.8	11:05:27.086
14	2	2:01.177	34.341	46.196	40.640	255.9	11:07:31.737	14	2	2:01.587	34.129	45.854	41.604	254.1	11:07:28.673
15	2	2:31.194 P	34.675	58.284	58.235	255.9	11:10:02.931	15	2	2:10.955 P	36.205	46.656	48.094	225.9	11:09:39.628





**Circuito de Barcelona**  
**International GT Open**  
**Qualifying - 1 Driver - 1**  
**Best Sectors Results**



Sector - 1				Sector - 2				Sector - 3				Ideal Lap vs Best Lap				
Clas	Nº	Driver	Time	Nº	Driver	Time	Nº	Driver	Time	Clas	Nº	Driver	Ideal Lap	Best Lap	Clas	
1	14	Norbert Siedler	33.873	10	Fabrizio Crestani	45.018	14	Norbert Siedler	40.047	1	10	Fabrizio Crestani	1:59.029	1:59.443	1	
2	10	Fabrizio Crestani	33.881	14	Norbert Siedler	45.251	66	Tuomas Tujula	40.124	2	14	Norbert Siedler	1:59.171	1:59.754	2	
3	96	Darren Turner	33.904	63	Giacomo Altoè	45.366	10	Fabrizio Crestani	40.130	3	13	Fabian Schiller	1:59.601	2:00.313	6	
4	13	Fabian Schiller	33.945	59	Martin Kodrić	45.421	63	Giacomo Altoè	40.171	4	96	Darren Turner	1:59.623	2:00.043	3	
5	59	Martin Kodrić	34.077	13	Fabian Schiller	45.455	96	Darren Turner	40.200	5	63	Giacomo Altoè	1:59.650	2:00.077	4	
6	63	Giacomo Altoè	34.113	96	Darren Turner	45.519	13	Fabian Schiller	40.201	6	59	Martin Kodrić	1:59.950	2:00.209	5	
7	27	Ezequiel Perez Compa	34.231	6	Riccardo Agostini	45.574	59	Martin Kodrić	40.452	7	66	Tuomas Tujula	2:00.060	2:00.461	7	
8	25	Martin Konrad	34.272	66	Tuomas Tujula	45.612	17	Fran Rueda	40.484	8	17	Fran Rueda	2:00.544	2:01.195	9	
9	66	Tuomas Tujula	34.324	17	Fran Rueda	45.711	3	Richard Gonda	40.695	9	3	Richard Gonda	2:00.853	2:00.911	8	
10	17	Fran Rueda	34.349	20	Valentin Pierburg	45.726	27	Ezequiel Perez Compa	40.739	10	6	Riccardo Agostini	2:00.915	2:01.396	12	
11	3	Richard Gonda	34.430	3	Richard Gonda	45.728	6	Riccardo Agostini	40.758	11	27	Ezequiel Perez Compa	2:00.930	2:01.281	10	
12	19	Jiatong Liang	34.448	25	Martin Konrad	45.745	77	Marcin Jedlinski	41.043	12	25	Martin Konrad	2:01.136	2:02.564	16	
13	20	Valentin Pierburg	34.487	19	Jiatong Liang	45.762	12	Najiy Razak	41.045	13	19	Jiatong Liang	2:01.316	2:01.316	11	
14	77	Marcin Jedlinski	34.526	27	Ezequiel Perez Compa	45.960	19	Jiatong Liang	41.106	14	20	Valentin Pierburg	2:01.327	2:02.352	15	
15	6	Riccardo Agostini	34.583	12	Najiy Razak	46.143	20	Valentin Pierburg	41.114	15	12	Najiy Razak	2:01.903	2:02.152	13	
16	16	Marcelo Hahn	34.595	16	Marcelo Hahn	46.387	25	Martin Konrad	41.119	16	77	Marcin Jedlinski	2:01.968	2:02.210	14	
17	33	Russell Ward	34.630	77	Marcin Jedlinski	46.399	90	Christoph Lenz	41.242	17	16	Marcelo Hahn	2:02.280	2:03.089	18	
18	12	Najiy Razak	34.715	90	Christoph Lenz	46.427	16	Marcelo Hahn	41.298	18	33	Russell Ward	2:02.407	2:02.767	17	
19	11	Janine Hill	35.070	33	Russell Ward	46.433	33	Russell Ward	41.344	19	90	Christoph Lenz	2:02.818	2:03.448	19	
20	90	Christoph Lenz	35.149	8	Giuseppe Cipriani	46.759	4	Claude-Yves Gosselin	41.588	20	8	Giuseppe Cipriani	2:03.552	2:03.692	20	
21	8	Giuseppe Cipriani	35.159	4	Claude-Yves Gosselin	46.911	8	Giuseppe Cipriani	41.634	21	4	Claude-Yves Gosselin	2:03.749	2:03.865	21	
22	4	Claude-Yves Gosselin	35.250	11	Janine Hill	47.398	11	Janine Hill	42.167	22	11	Janine Hill	2:04.635	2:04.652	22	
23	22	Marcio Basso	36.387	5	Stanislaw Jedlinski	49.239	5	Stanislaw Jedlinski	42.911	23	5	Stanislaw Jedlinski	2:09.280	2:12.143	24	
24	5	Stanislaw Jedlinski	37.130	22	Marcio Basso	49.608	22	Marcio Basso	43.743	24	22	Marcio Basso	2:09.738	2:10.308	23	





**Circuito de Barcelona**  
**International GT Open**  
**Qualifying - 1 Driver - 1**  
**Best 5 Lap Times**



Cl	Nº	Entrant/Team	Nat	Driver 1	Nat	Status	Driver 2	Nat	Status	Vehicle	Cat	Cl	Best 1		Best 2		Best 3		Best 4		Best 5	
													Time	Lap	Time	Lap	Time	Lap	Time	Lap	Time	Lap
1	10	SPS Automotive Performance	DEU	Miguel Ramos	ITA	PRO	Fabrizio Crestani	ITA	PRO	Mercedes AMG GT3	PRO	1	1:59.443	10	2:00.044	11	2:00.417	12	2:00.922	5	2:01.089	6
2	14	Emil Frey Racing	CHE	Norbert Siedler	AUT	AUT	Mikaël Grenier	CAN	PRO	Lamborghini Huracan GT3 EVO	PRO	2	1:59.754	10	2:00.072	12	2:00.995	14	2:01.014	4	2:01.142	3
3	96	Optimum Motorsport	GBR	Oliver Wilkinson	GBR	PRO	Darren Turner	GBR	PRO	Aston Martin GT3 AMR MY2019	PRO	3	2:00.043	6	2:00.445	9	2:00.559	5	2:00.672	10	2:01.050	12
4	63	Emil Frey Racing	CHE	Albert Costa	ESP	PRO	Giacomo Altoè	ITA	PRO	Lamborghini Huracan GT3 EVO	PRO	4	2:00.077	11	2:00.812	4	2:00.922	12	2:01.070	5	2:01.196	13
5	59	Teo Martín Motorsport	ESP	Martin Kodrić	HRV	PRO	Henrique Chaves	PRT	PRO	McLaren 720 s	PRO	5	2:00.209	10	2:00.827	11	2:01.029	3	2:01.296	12	2:01.875	7
6	13	GetSpeed Performance	DEU	Denis Remenyako	RUS	PROAM	Fabian Schiller	DEU	PROAM	Mercedes AMG GT3	PROAM	1	2:00.313	9	2:00.552	12	2:00.961	8	2:01.422	5	2:01.424	4
7	66	Vincenzo Sospiri Racing	ITA	Frederik Schandorff	DNK	PROAM	Tuomas Tujula	FIN	PROAM	Lamborghini Huracan GT3 EVO	PROAM	2	2:00.461	13	2:00.745	9	2:00.871	10	2:01.177	14	2:01.327	4
8	3	Senkyr Motorsport	CZE	Beitske Visser	NLD	PRO	Richard Gonda	SVK	PRO	BMW M6 GT3	PRO	6	2:00.911	6	2:01.865	10	2:01.898	7	2:02.712	11	2:04.576	3
9	17	Teo Martín Motorsport	ESP	Fran Rueda	ESP	PRO	Andrés Saravia	GTM	PRO	McLaren 720 s	PRO	7	2:01.195	5	2:01.228	10	2:01.250	12	2:01.333	6	2:01.336	9
10	27	Lazarus Racing	ITA	Ezequiel Perez Compan	ARG	PROAM	Eliseo Martínez	ESP	PROAM	Lamborghini Huracan GT3 EVO	PROAM	3	2:01.281	8	2:01.597	9	2:01.695	4	2:01.736	10	2:01.870	11
11	19	Raton Racing by Target	ITA	Jiatong Liang	CHN	PROAM	Raffaele Giammaria	ITA	PROAM	Lamborghini Huracan GT3 EVO	PROAM	4	2:01.316	12	2:01.537	14	2:02.398	9	2:02.421	13	2:02.707	8
12	6	Antonelli MotorSport	ITA	Riccardo Agostini	ITA	PRO	Loris Spinelli	ITA	PRO	Mercedes AMG GT3	PRO	8	2:01.396	10	2:01.407	9	2:02.322	11	2:02.402	13	2:03.112	6
13	12	Ombra Racing	ITA	Federico Leo	ITA	PRO	Najiy Razak	MYS	PRO	Lamborghini Huracan GT3 EVO	PRO	9	2:02.152	7	2:02.263	9	2:02.956	10	2:02.992	6	2:03.148	3
14	77	Olimp Racing	POL	Marcin Jedlinski	POL	PROAM	Mateusz Lisowski	POL	PROAM	Audi R8 LMS EVO	PROAM	5	2:02.210	10	2:03.009	6	2:03.320	11	2:03.675	3	2:03.705	5
15	20	SPS Automotive Performance	DEU	Valentin Pierburg	DEU	PROAM	Tom Onslow-Cole	GBR	PROAM	Mercedes AMG GT3	PROAM	6	2:02.352	10	2:02.439	8	2:02.555	14	2:02.626	7	2:02.685	11
16	25	HTP Motorsport	DEU	Alexander Hrachowina	AUT	AM	Martin Konrad	AUT	AM	Mercedes AMG GT3	AM	1	2:02.564	9	2:02.977	11	2:03.165	6	2:03.715	5	2:03.720	4
17	33	HTP Motorsport / Winward Racing	DEU	Russell Ward	USA	PROAM	Indy Dontje	NLD	PROAM	Mercedes AMG GT3	PROAM	7	2:02.767	8	2:03.024	12	2:03.191	10	2:03.205	7	2:03.373	5
18	16	Teo Martín Motorsport	ESP	Marcelo Hahn	BRA	PROAM	Allam Khodair	BRA	PROAM	McLaren 720 s	PROAM	8	2:03.089	10	2:03.554	12	2:03.788	6	2:03.830	11	2:04.484	5
19	90	Raton Racing by Target	ITA	Christoph Lenz	CHE	PROAM	Franck Perera	FRA	PROAM	Lamborghini Huracan GT3 EVO	PROAM	9	2:03.448	13	2:03.494	11	2:03.793	12	2:04.274	10	2:07.399	6
20	8	Antonelli MotorSport	ITA	Giuseppe Cipriani	ITA	AM	Giuseppe Cipriani	ITA	AM	Mercedes AMG GT3	AM	2	2:03.692	11	2:04.422	12	2:05.897	7	2:05.924	8	2:06.417	6
21	4	Boutsen Ginion	BEL	Claude-Yves Gosselin	FRA	AM	Pierre Felgioni	FRA	AM	Lamborghini Huracan GT3 EVO	AM	3	2:03.865	8	2:05.181	5	2:05.782	4	2:08.408	3	2:15.915	9
22	11	GetSpeed Performance	DEU	Janine Hill	GBR	AM	John Shoffner	USA	AM	Mercedes AMG GT3	AM	4	2:04.652	11	2:05.731	9	2:06.132	7	2:06.267	10	2:08.608	6
23	22	Sports and You	PRT	Marcio Basso	BRA	PROAM	Guilherme Salas	BRA	PROAM	Mercedes AMG GT3	PROAM	10	2:10.308	7	2:10.956	6	2:11.391	5	2:17.105	3	2:18.189	4
24	5	Olimp Racing	POL	Stanislaw Jedlinski	POL	AM	Stanislaw Jedlinski	POL	AM	Mercedes AMG GT3	AM	5	2:12.143	7	2:12.447	11	2:12.713	9	2:14.338	8	2:14.618	10





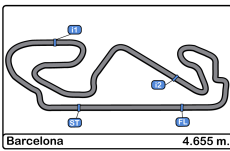


**Circuito de Barcelona**  
**International GT Open**  
**Qualifying - 1 Driver - 1**  
**Best 5 Top Speeds**



Cl	Nº	Entrant/Team	Nat	Driver 1	Nat	Driver 2	Nat	Vehicle	Cat	Cl	Top 1		Top 2		Top 3		Top 4		Top 5		
											Km/h	Lap	Km/h	Lap	Km/h	Lap	Km/h	Lap	Km/h	Lap	Km/h
1	59	Teo Martín Motorsport	ESP	<b>Martin Kodrić</b>	HRV	Henrique Chaves	PRY	McLaren 720 s	PRO	1	<b>260.8</b>	10	260.2	11	260.2	12	258.9	6	258.9	7	259.8
2	3	Senkyr Motorsport	CZE	Beitske Visser	NLD	<b>Richard Gonda</b>	SVK	BMW M6 GT3	PRO	2	<b>258.9</b>	7	258.3	10	257.1	11	256.5	6	256.5	8	257.5
3	17	Teo Martín Motorsport	ESP	<b>Fran Rueda</b>	ESP	Andrés Saravia	GTN	McLaren 720 s	PRO	3	<b>258.9</b>	13	258.3	12	257.7	11	257.1	3	256.5	9	257.7
4	12	Ombra Racing	ITA	Federico Leo	ITA	<b>Najiy Razak</b>	MYA	Lamborghini Huracan GT3 EVO	PRO	4	<b>258.3</b>	4	257.1	5	257.1	10	257.1	11	256.5	6	257.2
5	77	Olimp Racing	POL	<b>Marcin Jedlinski</b>	POL	Mateusz Lisowski	POL	Audi R8 LMS EVO	PROAM	1	<b>258.3</b>	10	257.1	7	257.1	12	256.5	11	255.9	6	257.0
6	14	Emil Frey Racing	CHE	<b>Norbert Siedler</b>	AUT	Mikaël Grenier	CAN	Lamborghini Huracan GT3 EVO	PRO	5	<b>257.7</b>	12	257.7	15	257.1	11	257.1	13	256.5	7	257.2
7	16	Teo Martín Motorsport	ESP	<b>Marcelo Hahn</b>	BRA	Allam Khodair	BRA	McLaren 720 s	PROAM	2	<b>257.7</b>	10	257.7	13	257.1	8	256.5	11	256.5	12	257.1
8	66	Vincenzo Sospiri Racing	ITA	Frederik Schandorff	DNK	<b>Tuomas Tujula</b>	FIN	Lamborghini Huracan GT3 EVO	PROAM	3	<b>257.1</b>	13	256.5	8	255.9	10	255.9	14	255.9	15	256.2
9	63	Emil Frey Racing	CHE	Albert Costa	ESP	<b>Giacomo Altoè</b>	ITA	Lamborghini Huracan GT3 EVO	PRO	6	<b>256.5</b>	6	256.5	7	256.5	8	256.5	15	255.9	9	256.4
10	96	Optimum Motorsport	GBR	Oliver Wilkinson	GBR	<b>Darren Turner</b>	GBR	Aston Martin GT3 AMR MY2019	PRO	7	<b>256.5</b>	9	256.5	11	255.9	7	255.3	10	254.7	6	255.8
11	27	Lazarus Racing	ITA	<b>Ezequiel Perez Compan</b>	ARG	Eliseo Martínez	ESP	Lamborghini Huracan GT3 EVO	PROAM	4	<b>255.9</b>	10	255.3	9	254.1	7	254.1	8	254.1	12	254.7
12	33	HTP Motorsport / Winward Racing	DEU	<b>Russell Ward</b>	USA	Indy Dontje	NLD	Mercedes AMG GT3	PROAM	5	<b>255.9</b>	10	255.9	11	255.9	14	255.3	12	255.3	13	255.6
13	10	SPS Automotive Performance	DEU	Miguel Ramos	PRY	<b>Fabrizio Crestani</b>	ITA	Mercedes AMG GT3	PRO	8	<b>255.3</b>	10	255.3	11	255.3	12	252.9	5	252.9	6	254.3
14	13	GetSpeed Performance	DEU	Denis Remenyako	RUS	<b>Fabian Schiller</b>	DEU	Mercedes AMG GT3	PROAM	6	<b>255.3</b>	8	255.3	10	254.7	6	254.1	12	253.5	4	254.5
15	20	SPS Automotive Performance	DEU	<b>Valentin Pierburg</b>	DEU	Tom Onslow-Cole	GBR	Mercedes AMG GT3	PROAM	7	<b>255.3</b>	12	253.5	10	253.5	14	252.9	6	252.9	8	253.6
16	25	HTP Motorsport	DEU	Alexander Hrachowina	AUT	<b>Martin Konrad</b>	AUT	Mercedes AMG GT3	AM	1	<b>255.3</b>	10	254.7	9	254.7	12	254.1	7	253.5	6	254.4
17	6	Antonelli MotorSport	ITA	<b>Riccardo Agostini</b>	ITA	Loris Spinelli	ITA	Mercedes AMG GT3	PRO	9	<b>254.7</b>	14	254.1	5	254.1	6	254.1	9	254.1	10	254.2
18	11	GetSpeed Performance	DEU	<b>Janine Hill</b>	USA	John Shoffner	USA	Mercedes AMG GT3	AM	2	<b>254.7</b>	7	254.7	10	254.7	11	254.1	6	253.5	12	254.3
19	19	Raton Racing by Target	ITA	<b>Jiatong Liang</b>	CHN	Raffaele Giammaria	ITA	Lamborghini Huracan GT3 EVO	PROAM	8	<b>254.1</b>	9	254.1	14	253.5	12	253.5	13	251.7	7	253.4
20	90	Raton Racing by Target	ITA	<b>Christoph Lenz</b>	CHE	Franck Perera	FRA	Lamborghini Huracan GT3 EVO	PROAM	9	<b>252.3</b>	11	251.7	14	251.1	13	250.5	12	250.0	8	251.1
21	4	Boutsen Ginion	BEL	<b>Claude-Yves Gosselin</b>	FRA	Pierre Feligioni	FRA	Lamborghini Huracan GT3 EVO	AM	3	<b>251.1</b>	8	250.0	4	249.4	5	249.4	6	249.4	9	249.8
22	5	Olimp Racing	POL	Stanislaw Jedlinski	POL			Mercedes AMG GT3	AM	4	<b>251.1</b>	6	251.1	8	251.1	9	251.1	12	248.8	11	250.6
23	22	Sports and You	PRY	<b>Marcio Basso</b>	BRA	Guilherme Salas	BRA	Mercedes AMG GT3	PROAM	10	<b>250.5</b>	8	249.4	7	247.7	5	246.0	6	224.0	3	243.5
24	8	Antonelli MotorSport	ITA	Giuseppe Cipriani	ITA			Mercedes AMG GT3	AM	5	<b>250.0</b>	5	250.0	6	249.4	7	249.4	8	249.4	11	249.6





**Circuito de Barcelona**  
**International GT Open**  
**Qualifying - 1 Driver - 1**  
**Fastest Laps Sequence**



Lap	Time of Day	Session Time	Nº	Entrant/Team	Nat	Driver 1	Nat	Driver 2	Nat	Vehicle	Cat	Time	Km/h
2	10:40:26.425	4:26.425	10	SPS Automotive Performance		Miguel Ramos		<u>Fabrizio Crestani</u>		Mercedes AMG GT3	PRO	2:03.385	135.8
2	10:40:34.977	4:34.977	96	Optimum Motorsport		Oliver Wilkinson		<u>Darren Turner</u>		Aston Martin GT3 AMR MY2019	PRO	2:02.182	137.1
2	10:41:16.286	5:16.286	13	GetSpeed Performance		Denis Remenyako		<u>Fabian Schiller</u>		Mercedes AMG GT3	PROAM	2:02.169	137.1
2	10:41:38.468	5:38.468	14	Emil Frey Racing		<u>Norbert Siedler</u>		Mikaël Grenier		Lamborghini Huracan GT3 EVO	PRO	2:01.665	137.7
3	10:42:36.561	6:36.561	96	Optimum Motorsport		Oliver Wilkinson		<u>Darren Turner</u>		Aston Martin GT3 AMR MY2019	PRO	2:01.584	137.8
3	10:43:39.610	7:39.610	14	Emil Frey Racing		<u>Norbert Siedler</u>		Mikaël Grenier		Lamborghini Huracan GT3 EVO	PRO	2:01.142	138.3
3	10:45:16.092	9:16.092	59	Teo Martín Motorsport		<u>Martin Kodrić</u>		Henrique Chaves		McLaren 720 s	PRO	2:01.029	138.4
4	10:45:40.624	9:40.624	14	Emil Frey Racing		<u>Norbert Siedler</u>		Mikaël Grenier		Lamborghini Huracan GT3 EVO	PRO	2:01.014	138.4
4	10:45:47.278	9:47.278	63	Emil Frey Racing		Albert Costa		<u>Giacomo Altoè</u>		Lamborghini Huracan GT3 EVO	PRO	2:00.812	138.7
5	10:46:39.142	10:39.142	96	Optimum Motorsport		Oliver Wilkinson		<u>Darren Turner</u>		Aston Martin GT3 AMR MY2019	PRO	2:00.559	139.0
6	10:48:39.185	12:39.185	96	Optimum Motorsport		Oliver Wilkinson		<u>Darren Turner</u>		Aston Martin GT3 AMR MY2019	PRO	2:00.043	139.5
10	10:58:19.039	22:19.039	10	SPS Automotive Performance		Miguel Ramos		<u>Fabrizio Crestani</u>		Mercedes AMG GT3	PRO	1:59.443	140.3



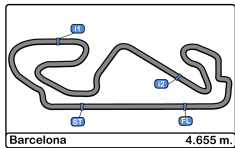


**Circuito de Barcelona**  
**International GT Open**  
**Qualifying - 1 Driver - 1**  
**Event Best Maximum Speed**



Nº	Entrant/Team	Nat	Driver 1	Nat	Driver 2	Nat	Vehicle	Cat	Km/h	Session
96	Optimum Motorsport		Oliver Wilkinson		Darren Turner		Aston Martin GT3 AMR MY2019	PRO	266.6	Free Practice - 1
3	Senkyr Motorsport		Beitske Visser		Richard Gonda		BMW M6 GT3	PRO	266.6	Free Practice - 2
77	Olimp Racing		Marcin Jedlinski		Mateusz Lisowski		Audi R8 LMS EVO	PROAM	266.0	Free Practice - 1
59	Teo Martín Motorsport		Martin Kodrić		Henrique Chaves		McLaren 720 s	PRO	264.7	Free Practice - 2
17	Teo Martín Motorsport		Fran Rueda		Andrés Saravia		McLaren 720 s	PRO	264.0	Free Practice - 2
12	Ombra Racing		Federico Leo		Najiy Razak		Lamborghini Huracan GT3 EVO	PRO	264.0	Free Practice - 2
14	Emil Frey Racing		Norbert Siedler		Mikaël Grenier		Lamborghini Huracan GT3 EVO	PRO	264.0	Free Practice - 2
66	Vincenzo Sospiri Racing		Frederik Schandorff		Tuomas Tujula		Lamborghini Huracan GT3 EVO	PROAM	263.4	Free Practice - 3 -bronce drivers-
63	Emil Frey Racing		Albert Costa		Giacomo Altoè		Lamborghini Huracan GT3 EVO	PRO	263.4	Free Practice - 1
25	HTP Motorsport		Alexander Hrachowina		Martin Konrad		Mercedes AMG GT3	AM	263.4	Free Practice - 1
16	Teo Martín Motorsport		Marcelo Hahn		Allam Khodair		McLaren 720 s	PROAM	262.7	Free Practice - 3 -bronce drivers-
10	SPS Automotive Performance		Miguel Ramos		Fabrizio Crestani		Mercedes AMG GT3	PRO	262.7	Free Practice - 1
20	SPS Automotive Performance		Valentin Pierburg		Tom Onslow-Cole		Mercedes AMG GT3	PROAM	262.7	Free Practice - 2
33	HTP Motorsport / Winward Racing		Russell Ward		Indy Dontje		Mercedes AMG GT3	PROAM	262.7	Free Practice - 2
6	Antonelli MotorSport		Riccardo Agostini		Loris Spinelli		Mercedes AMG GT3	PRO	262.7	Free Practice - 2
11	GetSpeed Performance		Janine Hill		John Shoffner		Mercedes AMG GT3	AM	262.1	Free Practice - 3 -bronce drivers-
27	Lazarus Racing		Ezequiel Perez Companc		Eliseo Martínez		Lamborghini Huracan GT3 EVO	PROAM	262.1	Free Practice - 1
22	Sports and You		Marcio Basso		Guilherme Salas		Mercedes AMG GT3	PROAM	262.1	Free Practice - 2
90	Raton Racing by Target		Christoph Lenz		Franck Perera		Lamborghini Huracan GT3 EVO	PROAM	261.5	Free Practice - 2
13	GetSpeed Performance		Denis Remenyako		Fabian Schiller		Mercedes AMG GT3	PROAM	260.8	Free Practice - 3 -bronce drivers-
19	Raton Racing by Target		Jiatong Liang		Raffaele Giammaria		Lamborghini Huracan GT3 EVO	PROAM	260.8	Free Practice - 2
8	Antonelli MotorSport		Giuseppe Cipriani				Mercedes AMG GT3	AM	260.2	Free Practice - 2
5	Olimp Racing		Stanislaw Jedlinski				Mercedes AMG GT3	AM	255.9	Free Practice - 3 -bronce drivers-
4	Boutsen Ginion		Claude-Yves Gosselin		Pierre Feligioni		Lamborghini Huracan GT3 EVO	AM	255.9	Free Practice - 1





**Circuit de Barcelona**  
**International GT Open**  
**Qualifying - 1 Driver - 1**  
**Pit Stop Analysis**



**3** Beitske Visser PRO Senkyr Motorsport  
 Richard Gonda BMW M6 GT3

Nr.	In Day Time	In Time	Out Time	Pit Time	T. Pit Time	Handicap	Penalty
1	10:44:59.856	10:44:59.856	10:46:03.648	1:03.792	1:03.792		
2	10:54:12.757	10:54:12.757	10:57:49.727	3:36.970	4:40.762		

**4** Claude-Yves Gosselin AM Boutsen Ginion  
 Pierre Feligioni Lamborghini Huracan GT3 EVO

Nr.	In Day Time	In Time	Out Time	Pit Time	T. Pit Time	Handicap	Penalty
1	10:47:00.217	10:47:00.217	10:50:08.611	3:08.394	3:08.394		
2	11:01:04.372	11:01:04.372	11:02:13.038	1:08.666	4:17.060		

**6** Riccardo Agostini PRO Antonelli MotorSport  
 Loris Spinelli Mercedes AMG GT3

Nr.	In Day Time	In Time	Out Time	Pit Time	T. Pit Time	Handicap	Penalty
1	10:50:57.857	10:50:57.857	10:54:06.001	3:08.144	3:08.144		

**8** Giuseppe Cipriani AM Antonelli MotorSport  
 Mercedes AMG GT3

Nr.	In Day Time	In Time	Out Time	Pit Time	T. Pit Time	Handicap	Penalty
1	10:59:43.477	10:59:43.477	11:01:35.231	1:51.754	1:51.754		

**10** Miguel Ramos PRO SPS Automotive Performance  
 Fabrizio Crestani Mercedes AMG GT3

Nr.	In Day Time	In Time	Out Time	Pit Time	T. Pit Time	Handicap	Penalty
1	10:52:39.631	10:52:39.631	10:54:20.197	1:40.566	1:40.566		

**13** Denis Remenyako PROAM GetSpeed Performance  
 Fabian Schiller Mercedes AMG GT3

Nr.	In Day Time	In Time	Out Time	Pit Time	T. Pit Time	Handicap	Penalty
1	10:49:26.756	10:49:26.756	10:52:56.085	3:29.329	3:29.329		
2	11:01:06.187	11:01:06.187	11:02:15.789	1:09.602	4:38.931		

**14** Norbert Siedler PRO Emil Frey Racing  
 Mikaël Grenier Lamborghini Huracan GT3 EVO

Nr.	In Day Time	In Time	Out Time	Pit Time	T. Pit Time	Handicap	Penalty
1	10:53:51.005	10:53:51.005	10:54:51.736	1:00.731	1:00.731		

**16** Marcelo Hahn PROAM Teo Martín Motorsport  
 Allam Khodair McLaren 720 s

Nr.	In Day Time	In Time	Out Time	Pit Time	T. Pit Time	Handicap	Penalty
1	10:57:16.149	10:57:16.149	10:58:38.928	1:22.779	1:22.779		

**17** Fran Rueda PRO Teo Martín Motorsport  
 Andrés Saravia McLaren 720 s

Nr.	In Day Time	In Time	Out Time	Pit Time	T. Pit Time	Handicap	Penalty
1	10:52:31.836	10:52:31.836	10:53:45.522	1:13.686	1:13.686		

**19** Jiatong Liang PROAM Raton Racing by Target  
 Raffaele Giammaria Lamborghini Huracan GT3 EVO

Nr.	In Day Time	In Time	Out Time	Pit Time	T. Pit Time	Handicap	Penalty
1	10:57:56.036	10:57:56.036	10:58:49.949	53.913	53.913		

**20** Valentin Pierburg PROAM SPS Automotive Performance  
 Tom Onslow-Cole Mercedes AMG GT3

Nr.	In Day Time	In Time	Out Time	Pit Time	T. Pit Time	Handicap	Penalty
1	11:01:27.039	11:01:27.039	11:02:14.216	47.177	47.177		

**25** Alexander Hrachowina AM HTP Motorsport  
 Martin Konrad Mercedes AMG GT3

Nr.	In Day Time	In Time	Out Time	Pit Time	T. Pit Time	Handicap	Penalty
1	10:55:13.639	10:55:13.639	10:56:51.756	1:38.117	1:38.117		

**27** Ezequiel Perez Companc PROAM Lazarus Racing  
 Eliseo Martínez Lamborghini Huracan GT3 EVO

Nr.	In Day Time	In Time	Out Time	Pit Time	T. Pit Time	Handicap	Penalty
1	10:49:39.770	10:49:39.770	10:50:56.707	1:16.937	1:16.937		

**59** Martin Kodrić PRO Teo Martín Motorsport  
 Henrique Chaves McLaren 720 s

Nr.	In Day Time	In Time	Out Time	Pit Time	T. Pit Time	Handicap	Penalty
1	10:55:42.210	10:55:42.210	10:57:48.397	2:06.187	2:06.187		

**63** Albert Costa PRO Emil Frey Racing  
 Giacomo Altoè Lamborghini Huracan GT3 EVO

Nr.	In Day Time	In Time	Out Time	Pit Time	T. Pit Time	Handicap	Penalty
1	10:55:56.274	10:55:56.274	10:57:17.105	1:20.831	1:20.831		

**66** Frederik Schandorff PROAM Vincenzo Sospiri Racing  
 Tuomas Tujula Lamborghini Huracan GT3 EVO

Nr.	In Day Time	In Time	Out Time	Pit Time	T. Pit Time	Handicap	Penalty
1	10:47:06.269	10:47:06.269	10:48:01.192	54.923	54.923		
2	11:00:30.709	11:00:30.709	11:01:21.597	50.888	1:45.811		

**77** Marcin Jedlinski PROAM Olimp Racing  
 Mateusz Lisowski Audi R8 LMS EVO

Nr.	In Day Time	In Time	Out Time	Pit Time	T. Pit Time	Handicap	Penalty
1	10:55:49.330	10:55:49.330	10:58:37.089	2:47.759	2:47.759		

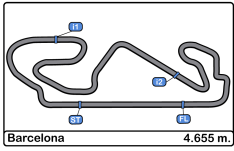
**90** Christoph Lenz PROAM Raton Racing by Target  
 Franck Perera Lamborghini Huracan GT3 EVO

Nr.	In Day Time	In Time	Out Time	Pit Time	T. Pit Time	Handicap	Penalty
1	10:54:33.776	10:54:33.776	10:55:38.989	1:05.213	1:05.213		

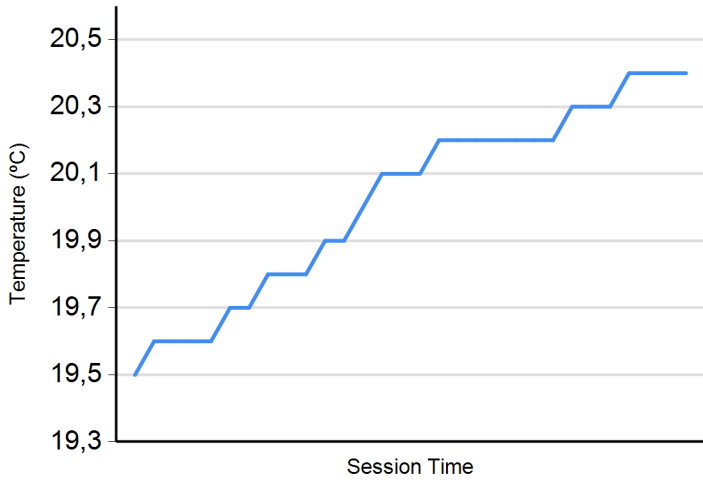
**96** Oliver Wilkinson PRO Optimum Motorsport  
 Darren Turner Aston Martin GT3 AMR MY2019

Nr.	In Day Time	In Time	Out Time	Pit Time	T. Pit Time	Handicap	Penalty
1	10:50:42.293	10:50:42.293	10:53:04.445	2:22.152	2:22.152		

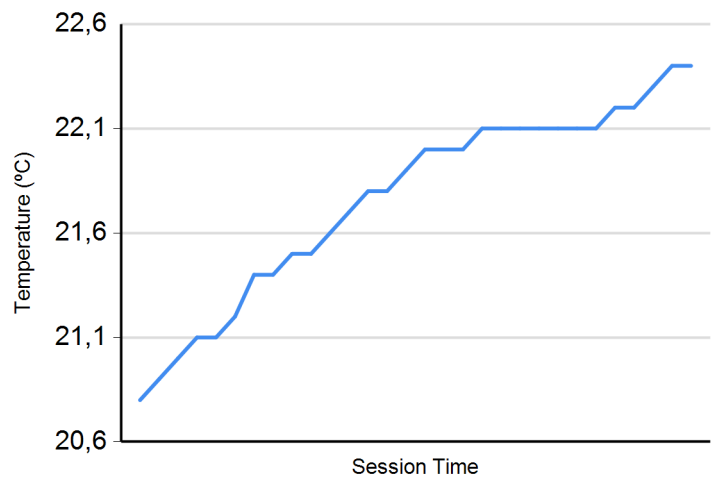




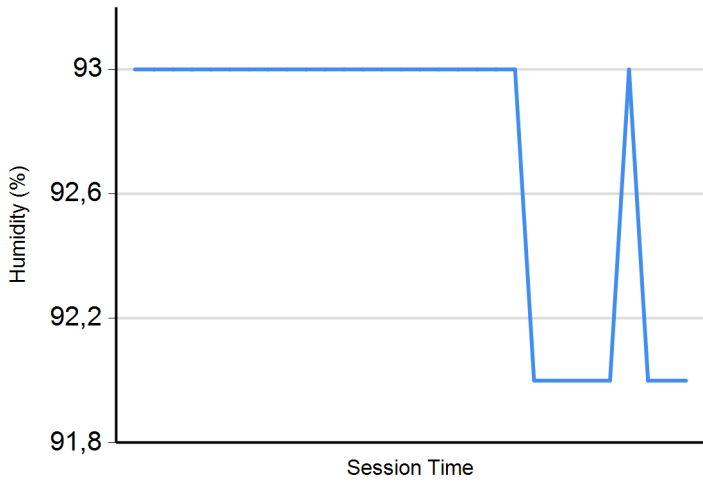
### Air Temperature



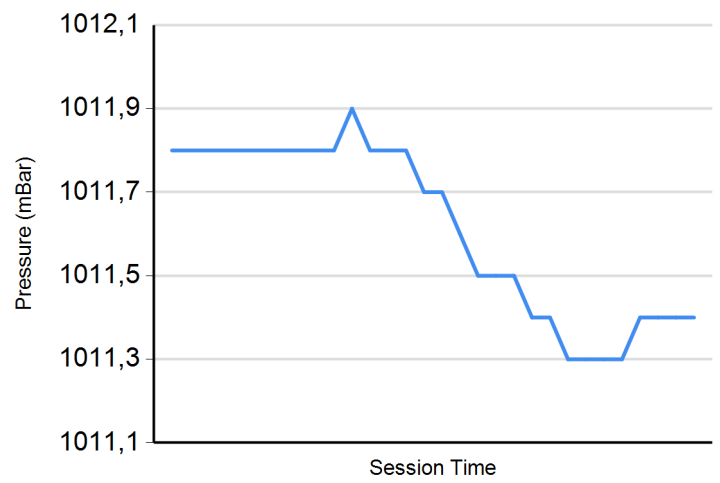
### Track Temperature



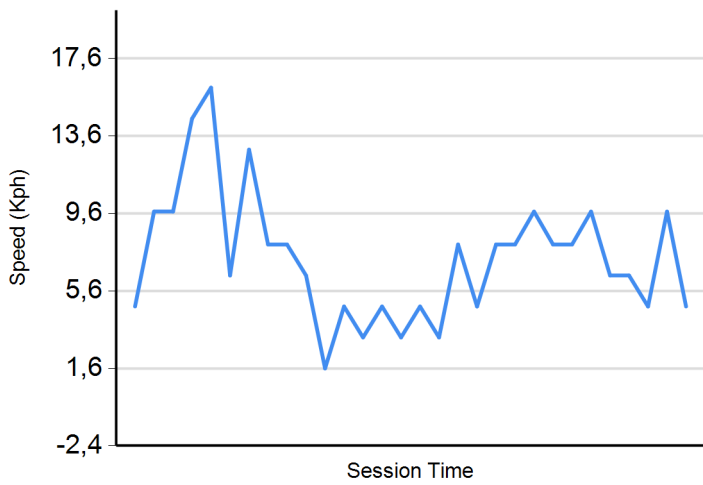
### Humidity



### Pressure



### Wind Speed



### Wind direction

North = 0°/360° Est = 90° South = 180° West = 270°

