


Circuito de Barcelona
Euroformula Open
Free Practice - 1
Provisional Results



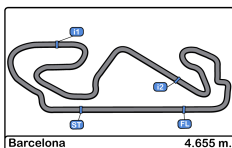
Clas	Nº	Entrant	Nat	Driver	Nat	Cat	Clas	Chassis - Engine	Team	Laps	Best	Time	Gap	Interval	Km/h
1	31	Carlin Motorsport	GBR	Billy Monger	GBR	R	1	Dallara F317 Spiess	Carlin Motorsport	15	13	1:36.626			173.4
2	26	Double R	GBR	Linus Lundqvist	SWE	R	2	Dallara F317 HWA	Double R	15	13	1:36.715	0.089	0.089	173.2
3	8	Teo Martin Motorsport	ESP	Lukas Dunner	AUT			Dallara F317 HWA	Teo Martin Motorsport	12	10	1:36.852	0.226	0.137	173.0
4	63	Carlin Motorsport	GBR	Nicolai Kjaergaard	DNK	R	3	Dallara F317 Spiess	Carlin Motorsport	13	12	1:36.919	0.293	0.067	172.9
5	6	Carlin Motorsport	GBR	Ido Cohen	ISR	R	4	Dallara F317 Spiess	Carlin Motorsport	10	9	1:37.200	0.574	0.281	172.4
6	30	Team Motopark	DEU	Liam Lawson	NZL	R	5	Dallara F317 Spiess	Team Motopark	12	11	1:37.271	0.645	0.071	172.2
7	14	Team Motopark	DEU	Yuki Tsunoda	JPN	R	6	Dallara F317 Spiess	Team Motopark	12	10	1:37.349	0.723	0.078	172.1
8	12	Carlin Motorsport	GBR	Christian Hahn	BRA			Dallara F317 Spiess	Carlin Motorsport	13	5	1:37.492	0.866	0.143	171.8
9	33	Team Motopark	DEU	Marino Sato	JPN			Dallara F317 Spiess	Team Motopark	13	8	1:37.499	0.873	0.007	171.8
10	21	Fortec Motorsport	GBR	Calan Williams	AUS			Dallara F317 HWA	Fortec Motorsport	14	11	1:37.512	0.886	0.013	171.8
11	11	Carlin Motorsport	GBR	Teppei Natori	JPN	R	7	Dallara F317 Spiess	Carlin Motorsport	13	10	1:37.596	0.970	0.084	171.7
12	7	Double R	GBR	Jack Doohan	AUS	R	8	Dallara F317 HWA	Double R	12	11	1:37.714	1.088	0.118	171.5
13	18	Team Motopark	DEU	Niklas Krütten	DEU	R	9	Dallara F317 Spiess	Team Motopark	15	12	1:37.765	1.139	0.051	171.4
14	20	Fortec Motorsport	GBR	Manuel Maldonado	VEN	R	10	Dallara F317 HWA	Fortec Motorsport	14	13	1:38.058	1.432	0.293	170.8
15	25	Team Motopark	DEU	Cameron Das	USA			Dallara F317 Spiess	Team Motopark	13	6	1:38.151	1.525	0.093	170.7
16	99	Drivex School	ESP	Rui Andrade	AGO	R	11	Dallara F317 HWA	Drivex School	6	4	1:38.518	1.892	0.367	170.1

Published at:.....

Track Temp: 23.4 °C Air Temp: 20.0 °C Humidity: 76 % Track Status: DRY

Stewards:	Race Director:	Timekeeper: 
------------------	-----------------------	----------------------------------------------------------------------------------------------------------





Circuito de Barcelona
Euroformula Open
Free Practice - 1
Provisional Results by Class



Clas	Nº	Entrant	Nat	Driver	Nat	Cat	Clas	Chassis - Engine	Team	Laps	Best	Time	Gap	Interval	Km/h
1	8	Teo Martin Motorsport	ESP	Lukas Dunner	AUT			Dallara F317 HWA	Teo Martin Motorsport	12	10	1:36.852			173.0
2	12	Carlin Motorsport	GBR	Christian Hahn	BRA			Dallara F317 Spiess	Carlin Motorsport	13	5	1:37.492	0.640	0.640	171.8
3	33	Team Motopark	DEU	Marino Sato	JPN			Dallara F317 Spiess	Team Motopark	13	8	1:37.499	0.647	0.007	171.8
4	21	Fortec Motorsport	GBR	Calan Williams	AUS			Dallara F317 HWA	Fortec Motorsport	14	11	1:37.512	0.660	0.013	171.8
5	25	Team Motopark	DEU	Cameron Das	USA			Dallara F317 Spiess	Team Motopark	13	6	1:38.151	1.299	0.639	170.7
Rookie															
1	31	Carlin Motorsport	GBR	Billy Monger	GBR	R	1	Dallara F317 Spiess	Carlin Motorsport	15	13	1:36.626			173.4
2	26	Double R	GBR	Linus Lundqvist	SWE	R	2	Dallara F317 HWA	Double R	15	13	1:36.715	0.089	0.089	173.2
3	63	Carlin Motorsport	GBR	Nicolai Kjaergaard	DNK	R	3	Dallara F317 Spiess	Carlin Motorsport	13	12	1:36.919	0.293	0.204	172.9
4	6	Carlin Motorsport	GBR	Ido Cohen	ISR	R	4	Dallara F317 Spiess	Carlin Motorsport	10	9	1:37.200	0.574	0.281	172.4
5	30	Team Motopark	DEU	Liam Lawson	NZL	R	5	Dallara F317 Spiess	Team Motopark	12	11	1:37.271	0.645	0.071	172.2
6	14	Team Motopark	DEU	Yuki Tsunoda	JPN	R	6	Dallara F317 Spiess	Team Motopark	12	10	1:37.349	0.723	0.078	172.1
7	11	Carlin Motorsport	GBR	Tepei Natori	JPN	R	7	Dallara F317 Spiess	Carlin Motorsport	13	10	1:37.596	0.970	0.247	171.7
8	7	Double R	GBR	Jack Doohan	AUS	R	8	Dallara F317 HWA	Double R	12	11	1:37.714	1.088	0.118	171.5
9	18	Team Motopark	DEU	Niklas Krütten	DEU	R	9	Dallara F317 Spiess	Team Motopark	15	12	1:37.765	1.139	0.051	171.4
10	20	Fortec Motorsport	GBR	Manuel Maldonado	VEN	R	10	Dallara F317 HWA	Fortec Motorsport	14	13	1:38.058	1.432	0.293	170.8
11	99	Drivex School	ESP	Rui Andrade	AGO	R	11	Dallara F317 HWA	Drivex School	6	4	1:38.518	1.892	0.460	170.1

Published at:.....

Track Temp: 23.4 °C Air Temp: 20.0 °C Humidity: 76 % Track Status: DRY

Stewards:	Race Director:	Timekeeper:
------------------	-----------------------	--------------------





Circuit de Barcelona
Euroformula Open
Free Practice - 1
Lap Analysis



6 Ido Cohen							11 Dallara F317 Spiess								
R Carlin Motorsport							R Carlin Motorsport								
Lap	D	Time	Sector 1	Sector 2	Sector 3	T. Spd	Elapsed	Lap	D	Time	Sector 1	Sector 2	Sector 3	T. Spd	Elapsed
1		9:55:57.351	9:54:35.900	45.558	35.893	159.0	9:55:57.351	1		9:47:27.152	9:46:00.707	48.553	37.892	169.8	9:47:27.152
2		2:03.858 P	30.923	47.063	45.872	234.7	9:58:01.209	2		1:51.354	33.018	42.443	35.893	214.7	9:49:18.506
3		10:41.317	9:17.542	48.477	35.298	149.1	10:08:42.526	3		1:49.104	32.302	41.218	35.584	212.5	9:51:07.610
4		1:38.838	29.193	37.234	32.411	234.2	10:10:21.364	4		1:51.592	30.833	41.163	39.596	233.2	9:52:59.202
5		1:38.327	28.853	36.859	32.615	238.9	10:11:59.691	5		1:39.086	29.322	37.173	32.591	234.2	9:54:38.288
6		1:37.607	28.833	36.634	32.140	240.0	10:13:37.298	6		1:51.898	33.348	43.003	35.547	236.8	9:56:30.186
7		1:46.249	30.004	40.924	35.321	238.4	10:15:23.547	7		1:59.996 P	33.651	44.581	41.764	235.2	9:58:30.182
8		1:37.281	28.681	36.515	32.085	240.0	10:17:00.828	8		10:02.974	8:45.199	40.972	36.803	177.0	10:08:33.156
9		1:37.200	28.749	36.555	31.896	237.8	10:18:38.028	9		1:38.233	28.992	37.080	32.161	236.3	10:10:11.389
10		1:55.294 P	28.735	42.030	44.529	239.4	10:20:33.322	10		1:37.596	28.772	36.695	32.129	237.8	10:11:48.985
7 Jack Doohan							11 Dallara F317 HWA								
R Double R							12 Dallara F317 Spiess								
Lap	D	Time	Sector 1	Sector 2	Sector 3	T. Spd	Elapsed	Lap	D	Time	Sector 1	Sector 2	Sector 3	T. Spd	Elapsed
1		9:47:08.770	9:45:52.466	41.636	34.668	183.3	9:47:08.770	11		1:46.159 P	29.707	38.761	37.691	239.4	10:13:35.144
2		1:39.897	29.787	37.526	32.584	231.7	9:48:48.667	12		4:01.253	2:43.702	42.384	35.167	176.7	10:17:36.397
3		1:39.148	29.174	37.425	32.549	235.2	9:50:27.815	13		1:55.339 P	30.702	41.546	43.091	233.2	10:19:31.736
4		1:38.894	29.212	37.153	32.529	235.8	9:52:06.709	12 Christian Hahn							
5		1:38.799	29.042	37.057	32.700	235.8	9:53:45.508	Lap	D	Time	Sector 1	Sector 2	Sector 3	T. Spd	Elapsed
6		1:38.197	28.968	36.837	32.392	236.3	9:55:23.705	1		9:47:53.523	9:46:38.275	40.506	34.742	164.3	9:47:53.523
7		1:46.185 P	28.988	36.934	40.263	236.3	9:57:09.890	2		1:45.631	29.953	41.196	34.482	231.2	9:49:39.154
8		11:15.900	9:59.619	43.155	33.126	137.7	10:08:25.790	3		1:38.624	29.171	37.145	32.308	232.7	9:51:17.778
9		1:38.096	29.078	36.887	32.131	235.8	10:10:03.886	4		1:37.498	28.907	36.601	31.990	235.8	9:52:55.276
10		1:37.773	28.840	36.701	32.232	236.3	10:11:41.659	5		1:37.492	28.820	36.577	32.095	235.2	9:54:32.768
11		1:37.714	28.716	36.718	32.280	236.3	10:13:19.373	6		1:39.138	28.716	36.718	33.704	237.8	9:56:11.906
12		1:42.999 P	28.827	36.742	37.430	236.3	10:15:02.372	7		1:56.741 P	30.790	44.309	41.642	235.8	9:58:08.647
8 Lukas Dunner							12 Dallara F317 HWA								
Teo Martin Motorsport							13 Dallara F317 Spiess								
Lap	D	Time	Sector 1	Sector 2	Sector 3	T. Spd	Elapsed	Lap	D	Time	Sector 1	Sector 2	Sector 3	T. Spd	Elapsed
1		9:49:47.455	9:48:21.342	47.408	38.705	167.4	9:49:47.455	10		1:38.299	28.753	36.836	32.710	236.8	10:11:46.909
2		1:43.947	30.231	40.039	33.677	224.5	9:51:31.402	11		1:43.571 P	28.922	36.764	37.885	237.3	10:13:30.480
3		1:37.667	28.842	36.666	32.159	235.2	9:53:09.069	12		4:24.099	3:12.061	39.134	32.904	175.0	10:17:54.579
4		1:37.131	28.686	36.451	31.994	237.3	9:54:46.200	13		1:51.076 P	29.189	37.485	44.402	234.2	10:19:45.655
5		1:39.688	28.605	37.534	33.549	238.9	9:56:25.888	14 Yuki Tsunoda							
6		1:55.720 P	29.809	42.286	43.625	237.8	9:58:21.608	Lap	D	Time	Sector 1	Sector 2	Sector 3	T. Spd	Elapsed
7		11:14.406	9:59.705	41.608	33.093	188.4	10:09:36.014	1		9:47:43.742	9:46:16.499	47.650	39.593	142.8	9:47:43.742
8		1:37.909	28.948	36.856	32.105	235.8	10:11:13.923	2		2:07.429 P	35.968	46.403	45.058	197.8	9:49:51.171
9		1:37.099	28.736	36.511	31.852	236.3	10:12:51.022	3		2:44.319 P	1:12.945	46.261	45.113	181.8	9:52:35.490
10		1:36.852	28.564	36.512	31.776	238.4	10:14:27.874	4		2:28.490	1:08.450	43.982	36.058	182.7	9:55:03.980
11		1:37.089	28.608	36.510	31.971	238.9	10:16:04.963	5		1:39.883	29.067	37.053	33.763	235.8	9:56:43.863
12		1:42.926 P	28.610	37.074	37.242	240.0	10:17:47.889	6		2:08.286 P	35.100	46.858	46.328	232.7	9:58:52.149
							14 Team Motopark								
							10 Dallara F317 Spiess								
							11 Team Motopark								
							12 Team Motopark								
							13 Team Motopark								
							14 Team Motopark								
							15 Team Motopark								
							16 Team Motopark								
							17 Team Motopark								
							18 Team Motopark								
							19 Team Motopark								
							20 Team Motopark								
							21 Team Motopark								
							22 Team Motopark								
							23 Team Motopark								
							24 Team Motopark								
							25 Team Motopark								
							26 Team Motopark								
							27 Team Motopark								
							28 Team Motopark								
							29 Team Motopark								
							30 Team Motopark								
							31 Team Motopark								
							32 Team Motopark								
							33 Team Motopark								
							34 Team Motopark								
							35 Team Motopark								
							36 Team Motopark								
							37 Team Motopark								
							38 Team Motopark								
							39 Team Motopark								
							40 Team Motopark								
							41 Team Motopark								
							42 Team Motopark								
							43 Team Motopark								
							44 Team Motopark								
							45 Team Motopark								
							46 Team Motopark								
							47 Team Motopark								
							48 Team Motopark								
							49 Team Motopark								
							50 Team Motopark								
							51 Team Motopark								
							52 Team Motopark								
							53 Team Motopark								
							54 Team Motopark								
							55 Team Motopark								
							56 Team Motopark								
							57 Team Motopark								
							58 Team Motopark								
							59 Team Motopark								
							60 Team Motopark								
							61 Team Motopark								
							62 Team Motopark								
							63 Team Motopark								
							64 Team Motopark								
							65 Team Motopark								
							66 Team Motopark								
							67 Team Motopark								
							68 Team Motopark								
							69 Team Motopark								
							70 Team Motopark								
							71 Team Motopark								
							72 Team Motopark								
							73 Team Motopark								
							74 Team Motopark								
							75 Team Motopark								
							76 Team Motopark								
							77 Team Motopark								
							78 Team Motopark								
							79 Team Motopark								
							80 Team Motopark								
							81 Team Motopark								
							82 Team Motopark								
							83 Team Motopark								
							84 Team Motopark								
							85 Team Motopark								
							86 Team Motopark								
							87 Team Motopark								
							88 Team Motopark								
							89 Team Motopark								
							90 Team Motopark								
							91 Team Motopark								
							92 Team Motopark								
							93 Team Motopark								
							94 Team Motopark								
							95 Team Motopark								
							96 Team Motopark								
							97 Team Motopark								
							98 Team Motopark								
							99 Team Motopark								
							100 Team Motopark								





Circuit de Barcelona
Euroformula Open
Free Practice - 1
Lap Analysis



18

Niklas Krütten

Dallara F317 Spiess

25

Cameron Das

Dallara F317 Spiess

R

Team Motopark

Team Motopark

Lap	D	Time	Sector 1	Sector 2	Sector 3	T. Spd	Elapsed	Lap	D	Time	Sector 1	Sector 2	Sector 3	T. Spd	Elapsed
1		9:47:07.949	9:45:49.267	43.185	35.497	159.0	9:47:07.949	1		9:47:44.667	9:46:17.135	47.789	39.743	136.7	9:47:44.667
2		1:47.360	32.606	40.782	33.972	206.8	9:48:55.309	2		2:01.641	35.593	46.977	39.071	199.6	9:49:46.308
3		1:39.152	29.215	37.111	32.826	235.8	9:50:34.461	3		1:38.926	29.162	37.186	32.578	234.7	9:51:25.234
4		1:46.988	29.099	44.010	33.879	237.3	9:52:21.449	4		1:38.701	29.024	37.079	32.598	236.3	9:53:03.935
5		1:38.890	29.042	37.223	32.625	237.8	9:54:00.339	5		1:38.253	28.868	36.942	32.443	237.3	9:54:42.188
6		1:38.404	29.010	36.957	32.437	239.4	9:55:38.743	6		1:38.151	28.857	37.040	32.254	238.4	9:56:20.339
7		1:47.895 P	28.812	36.863	42.220	238.4	9:57:26.638	7		1:49.595 P	28.725	39.121	41.749	238.4	9:58:09.934
8		12:00.410	10:47.663	39.549	33.198	168.7	10:09:27.048	8		10:13.720 P	8:52.957	40.079	40.684	182.4	10:08:23.654
9		1:38.227	28.980	36.947	32.300	236.3	10:11:05.275	9		2:25.064 P	1:07.866	38.542	38.656	180.6	10:10:48.718
10		1:40.929	28.878	39.754	32.297	237.3	10:12:46.204	10		2:17.557 P	1:03.731	37.162	36.664	177.3	10:13:06.275
11		1:38.029	28.870	36.886	32.273	238.4	10:14:24.233	11		4:13.703	2:52.414	45.170	36.119	180.9	10:17:19.978
12		1:37.765	28.730	36.830	32.205	238.4	10:16:01.998	12		1:45.161	29.041	42.631	33.489	231.7	10:19:05.139
13		1:37.891	28.717	36.883	32.291	239.4	10:17:39.889	13		1:57.077 P	30.243	41.349	45.485	236.8	10:21:02.216
14		1:37.745	28.675	36.764	32.306	240.5	10:19:17.634	26 Linus Lundqvist Dallara F317 HWA							
15		2:20.909 P	39.003	55.053	46.853	168.4	10:21:38.543								

20

Manuel Maldonado

Dallara F317 HWA

R

Fortec Motorsport

Lap	D	Time	Sector 1	Sector 2	Sector 3	T. Spd	Elapsed	Lap	D	Time	Sector 1	Sector 2	Sector 3	T. Spd	Elapsed
1		9:47:08.619	9:45:51.460	42.207	34.952	181.2	9:47:08.619	1		9:47:06.990	9:45:49.836	42.174	34.980	180.3	9:47:06.990
2		1:41.766	30.936	38.039	32.791	224.5	9:48:50.385	2		1:39.820	29.822	37.431	32.567	230.2	9:48:46.810
3		1:39.477	29.477	37.402	32.598	232.7	9:50:29.862	3		1:39.276	29.560	37.335	32.381	232.2	9:50:26.086
4		1:39.104	29.533	37.134	32.437	234.2	9:52:08.966	4		1:38.223	29.113	36.885	32.225	233.7	9:52:04.309
5		1:39.093	29.182	37.465	32.446	235.2	9:53:48.059	5		1:37.953	29.003	36.781	32.169	234.2	9:53:42.262
6		1:38.522	29.044	36.942	32.536	235.8	9:55:26.581	6		1:37.968	29.171	36.730	32.067	235.2	9:55:20.230
7		1:47.555 P	29.018	36.886	41.651	236.3	9:57:14.136	7		1:46.640 P	28.843	36.642	41.155	235.8	9:57:06.870
8		11:21.509	10:00.596	42.290	38.623	144.9	10:08:35.645	8		11:31.805	10:09.901	46.771	35.133	132.8	10:08:38.675
9		1:39.441	29.376	37.332	32.733	233.7	10:10:15.086	9		1:48.002	29.657	41.496	36.849	238.9	10:10:26.677
10		1:38.363	29.189	37.099	32.075	234.2	10:11:53.449	10		1:37.364	28.814	36.646	31.904	238.4	10:12:04.041
11		1:38.195	28.968	36.783	32.444	235.8	10:13:31.644	11		1:36.785	28.689	36.368	31.728	239.4	10:13:40.826
12		1:38.118	29.103	36.828	32.187	234.2	10:15:09.762	12		1:36.815	28.613	36.458	31.744	238.4	10:15:17.641
13		1:38.058	29.018	36.834	32.206	235.2	10:16:47.820	13		1:36.715	28.638	36.351	31.726	237.3	10:16:54.356
14		1:38.059	29.066	36.721	32.272	234.2	10:18:25.879	14		1:36.796	28.676	36.340	31.780	237.8	10:18:31.152
15		28.985				235.2		15		1:46.183 P	28.576	38.950	38.657	237.8	10:20:17.335

21

Calan Williams

Dallara F317 HWA

R

Fortec Motorsport

Lap	D	Time	Sector 1	Sector 2	Sector 3	T. Spd	Elapsed	Lap	D	Time	Sector 1	Sector 2	Sector 3	T. Spd	Elapsed
1		9:47:11.665	9:45:55.455	41.917	34.293	157.6	9:47:11.665	1		9:49:25.875	9:48:00.346	46.061	39.468	157.4	9:49:25.875
2		1:46.215	29.633	42.332	34.250	233.2	9:48:57.880	2		1:46.363	31.660	39.814	34.889	220.4	9:51:12.238
3		1:38.903	29.232	37.223	32.448	234.7	9:50:36.783	3		1:38.576	29.113	37.087	32.376	235.8	9:52:50.814
4		1:39.733	28.806	37.016	33.911	236.3	9:52:16.516	4		1:37.683	28.906	36.684	32.093	235.2	9:54:28.497
5		1:37.995	28.731	36.611	32.653	236.8	9:53:54.511	5		1:37.275	28.704	36.462	32.109	236.8	9:56:05.772
6		1:38.016	28.753	36.613	32.650	238.9	9:55:32.527	6		1:58.120 P	28.572	43.003	46.545	238.4	9:58:03.892
7		1:48.272 P	28.663	36.581	43.028	240.0	9:57:20.799	7		10:29.563 P	8:57.391	42.575	49.597	146.3	10:08:33.455
8		12:35.247	11:24.532	37.951	32.764	170.3	10:09:56.046	8		2:48.452 P	1:16.350	48.095	44.007	180.3	10:11:21.907
9		1:38.154	29.016	36.787	32.351	234.7	10:11:34.200	9		4:09.607	2:50.535	43.533	35.539	165.1	10:15:31.514
10		1:37.551	28.828	36.634	32.089	235.2	10:13:11.751	10		1:42.980	30.789	39.204	32.987	230.7	10:17:14.494
11		1:37.512	28.770	36.643	32.099	235.8	10:14:49.263	11		1:37.271	28.648	36.635	31.988	237.3	10:18:51.765
12		1:37.652	28.727	36.711	32.214	236.8	10:16:26.915	12		2:02.240 P	28.783	49.610	43.847	238.9	10:20:54.005
13		1:37.635	28.733	36.690	32.212	237.3	10:18:04.550								
14		1:50.447 P	28.707	36.734	45.006	237.8	10:19:54.997								





Circuit de Barcelona
Euroformula Open
Free Practice - 1
Lap Analysis



31

Billy Monger

Dallara F317 Spiess

99

Rui Andrade

Dallara F317 HWA

R

Carlin Motorsport

R

Drivex School

Lap	D	Time	Sector 1	Sector 2	Sector 3	T. Spd	Elapsed	Lap	D	Time	Sector 1	Sector 2	Sector 3	T. Spd	Elapsed
1		9:47:19.567	9:46:04.446	40.499	34.622	178.8	9:47:19.567	1		9:49:03.934	9:47:48.425	41.945	33.564	163.8	9:49:03.934
2		1:42.509	29.690	38.148	34.671	232.7	9:49:02.076	2		1:42.931	30.288	39.350	33.293	224.5	9:50:46.865
3		1:38.262	29.045	36.911	32.306	234.7	9:50:40.338	3		1:38.989	28.935	37.326	32.728	240.0	9:52:25.854
4		1:37.912	28.828	36.928	32.156	237.3	9:52:18.250	4		1:38.518	28.809	37.168	32.541	239.4	9:54:04.372
5		1:37.729	28.720	36.759	32.250	239.4	9:53:55.979	5		1:43.687	29.941	39.246	34.500	240.0	9:55:48.059
6		1:37.588	28.737	36.701	32.150	238.9	9:55:33.567	6		20:08.617 P	28.799		20:43.117	239.4	10:15:56.676
7		1:55.852 P	28.660	42.632	44.560	240.5	9:57:29.419								
8		11:08.534	9:50.863	42.383	35.288	158.5	10:08:37.953								
9		1:47.601	30.680	42.101	34.820	234.2	10:10:25.554								
10		1:36.920	28.705	36.487	31.728	236.8	10:12:02.474								
11		1:42.689	30.466	39.063	33.160	238.4	10:13:45.163								
12		1:37.330	28.537	36.434	32.359	236.8	10:15:22.493								
13		1:36.626	28.561	36.300	31.765	237.8	10:16:59.119								
14		1:43.662	28.830	40.620	34.212	238.4	10:18:42.781								
15		2:00.776 P	28.587	44.213	47.976	237.8	10:20:43.557								

33

Marino Sato

Dallara F317 Spiess

Team Motopark

Lap	D	Time	Sector 1	Sector 2	Sector 3	T. Spd	Elapsed
1		9:50:14.291	9:48:44.990	49.751	39.550	118.6	9:50:14.291
2		1:59.877	34.288	49.367	36.222	226.4	9:52:14.168
3		1:37.825	28.956	36.764	32.105	236.8	9:53:51.993
4		1:37.966	28.773	36.780	32.413	238.9	9:55:29.959
5		1:48.063 P	28.643	36.531	42.889	239.4	9:57:18.022
6		11:48.936	10:38.179	38.336	32.421	180.6	10:09:06.958
7		1:37.895	28.709	36.852	32.334	237.3	10:10:44.853
8		1:37.499	28.627	36.679	32.193	238.9	10:12:22.352
9		1:37.511	28.542	36.621	32.348	239.4	10:13:59.863
10		1:45.668	35.784	37.413	32.471	239.4	10:15:45.531
11		1:37.581	28.523	36.732	32.326	241.6	10:17:23.112
12		1:38.032	28.824	36.804	32.404	242.1	10:19:01.144
13		1:59.689 P	28.949	42.289	48.451	240.5	10:21:00.833

63

Nicolai Kjaergaard

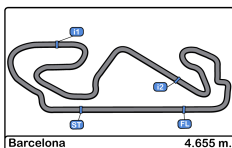
Dallara F317 Spiess

R

Carlin Motorsport

Lap	D	Time	Sector 1	Sector 2	Sector 3	T. Spd	Elapsed
1		9:47:23.898	9:46:05.830	43.090	34.978	127.2	9:47:23.898
2		1:42.880	31.221	38.557	33.102	218.6	9:49:06.778
3		1:39.034	29.131	37.110	32.793	235.8	9:50:45.812
4		1:38.123	28.923	36.792	32.408	236.3	9:52:23.935
5		1:37.415	28.763	36.534	32.118	237.8	9:54:01.350
6		1:42.965	28.641	37.038	37.286	240.5	9:55:44.315
7		1:47.126 P	28.589	36.480	42.057	237.3	9:57:31.441
8		12:14.127 P	10:58.871	37.568	37.688	180.0	10:09:45.568
9		4:14.451	2:59.225	40.749	34.477	173.0	10:14:00.019
10		1:41.411	30.901	37.849	32.661	224.0	10:15:41.430
11		1:37.091	28.736	36.462	31.893	236.3	10:17:18.521
12		1:36.919	28.592	36.385	31.942	237.8	10:18:55.440
13		2:00.652 P	28.647	47.035	44.970	238.9	10:20:56.092





Circuito de Barcelona
Euroformula Open
Free Practice - 1
Best Sectors Results



Sector - 1				Sector - 2				Sector - 3				Ideal Lap vs Best Lap				
Clas	Nº	Driver	Time	Nº	Driver	Time	Nº	Driver	Time	Clas	Nº	Driver	Ideal Lap	Best Lap	Clas	
1	33	Marino Sato	28.523	31	Billy Monger	36.300	26	Linus Lundqvist	31.726	1	31	Billy Monger	1:36.565	1:36.626	1	
2	31	Billy Monger	28.537	26	Linus Lundqvist	36.340	31	Billy Monger	31.728	2	26	Linus Lundqvist	1:36.642	1:36.715	2	
3	8	Lukas Dunner	28.564	63	Nicolai Kjaergaard	36.385	8	Lukas Dunner	31.776	3	8	Lukas Dunner	1:36.791	1:36.852	3	
4	30	Liam Lawson	28.572	8	Lukas Dunner	36.451	63	Nicolai Kjaergaard	31.893	4	63	Nicolai Kjaergaard	1:36.867	1:36.919	4	
5	26	Linus Lundqvist	28.576	30	Liam Lawson	36.462	6	Ido Cohen	31.896	5	30	Liam Lawson	1:37.022	1:37.271	6	
6	63	Nicolai Kjaergaard	28.589	6	Ido Cohen	36.515	30	Liam Lawson	31.988	6	6	Ido Cohen	1:37.092	1:37.200	5	
7	14	Yuki Tsunoda	28.638	33	Marino Sato	36.531	12	Christian Hahn	31.990	7	33	Marino Sato	1:37.159	1:37.499	9	
8	21	Calan Williams	28.663	12	Christian Hahn	36.577	14	Yuki Tsunoda	32.033	8	12	Christian Hahn	1:37.283	1:37.492	8	
9	18	Niklas Krütten	28.675	21	Calan Williams	36.581	20	Manuel Maldonado	32.075	9	14	Yuki Tsunoda	1:37.322	1:37.349	7	
10	6	Ido Cohen	28.681	14	Yuki Tsunoda	36.651	21	Calan Williams	32.089	10	21	Calan Williams	1:37.333	1:37.512	10	
11	12	Christian Hahn	28.716	11	Teppei Natori	36.695	33	Marino Sato	32.105	11	7	Jack Doohan	1:37.548	1:37.714	12	
12	7	Jack Doohan	28.716	7	Jack Doohan	36.701	11	Teppei Natori	32.129	12	11	Teppei Natori	1:37.596	1:37.596	11	
13	25	Cameron Das	28.725	20	Manuel Maldonado	36.721	7	Jack Doohan	32.131	13	18	Niklas Krütten	1:37.644	1:37.765	13	
14	11	Teppei Natori	28.772	18	Niklas Krütten	36.764	18	Niklas Krütten	32.205	14	20	Manuel Maldonado	1:37.764	1:38.058	14	
15	99	Rui Andrade	28.799	25	Cameron Das	36.942	25	Cameron Das	32.254	15	25	Cameron Das	1:37.921	1:38.151	15	
16	20	Manuel Maldonado	28.968	99	Rui Andrade	37.168	99	Rui Andrade	32.541	16	99	Rui Andrade	1:38.508	1:38.518	16	



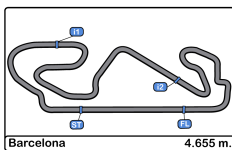


Circuito de Barcelona
Euroformula Open
Free Practice - 1
Best 5 Lap Times



Cls	Nº	Entrant	Nat	Driver	Nat	Cat	Cls	Chassis - Engine	Team	Best 1		Best 2		Best 3		Best 4		Best 5	
										Time	Lap	Time	Lap	Time	Lap	Time	Lap	Time	Lap
1	31	Carlin Motorsport	GBR	Billy Monger	GBR	R	1	Dallara F317 Spiess	Carlin Motorsport	1:36.626	13	1:36.920	10	1:37.330	12	1:37.588	6	1:37.729	5
2	26	Double R	GBR	Linus Lundqvist	SWE	R	2	Dallara F317 HWA	Double R	1:36.715	13	1:36.785	11	1:36.796	14	1:36.815	12	1:37.364	10
3	8	Teo Martin Motorsport	ESP	Lukas Dunner	AUT			Dallara F317 HWA	Teo Martin Motorsport	1:36.852	10	1:37.089	11	1:37.099	9	1:37.131	4	1:37.667	3
4	63	Carlin Motorsport	GBR	Nicolai Kjaergaard	DNK	R	3	Dallara F317 Spiess	Carlin Motorsport	1:36.919	12	1:37.091	11	1:37.415	5	1:38.123	4	1:39.034	3
5	6	Carlin Motorsport	GBR	Ido Cohen	ISR	R	4	Dallara F317 Spiess	Carlin Motorsport	1:37.200	9	1:37.281	8	1:37.607	6	1:38.327	5	1:38.838	4
6	30	Team Motopark	DEU	Liam Lawson	NZL	R	5	Dallara F317 Spiess	Team Motopark	1:37.271	11	1:37.275	5	1:37.683	4	1:38.576	3	1:42.980	10
7	14	Team Motopark	DEU	Yuki Tsunoda	JPN	R	6	Dallara F317 Spiess	Team Motopark	1:37.349	10	1:37.958	9	1:45.156	11	1:56.091	8	2:07.429	2
8	12	Carlin Motorsport	GBR	Christian Hahn	BRA			Dallara F317 Spiess	Carlin Motorsport	1:37.492	5	1:37.498	4	1:38.299	10	1:38.624	3	1:39.027	9
9	33	Team Motopark	DEU	Marino Sato	JPN			Dallara F317 Spiess	Team Motopark	1:37.499	8	1:37.511	9	1:37.581	11	1:37.825	3	1:37.895	7
10	21	Fortec Motorsport	GBR	Calan Williams	AUS			Dallara F317 HWA	Fortec Motorsport	1:37.512	11	1:37.551	10	1:37.635	13	1:37.652	12	1:37.995	5
11	11	Carlin Motorsport	GBR	Teppei Natori	JPN	R	7	Dallara F317 Spiess	Carlin Motorsport	1:37.596	10	1:38.233	9	1:39.086	5	1:46.159	11	1:49.104	3
12	7	Double R	GBR	Jack Doohan	AUS	R	8	Dallara F317 HWA	Double R	1:37.714	11	1:37.773	10	1:38.096	9	1:38.197	6	1:38.799	5
13	18	Team Motopark	DEU	Niklas Krütten	DEU	R	9	Dallara F317 Spiess	Team Motopark	1:37.765	12	1:37.891	13	1:38.029	11	1:38.227	9	1:38.404	6
14	20	Fortec Motorsport	GBR	Manuel Maldonado	VEN	R	10	Dallara F317 HWA	Fortec Motorsport	1:38.058	13	1:38.059	14	1:38.118	12	1:38.195	11	1:38.363	10
15	25	Team Motopark	DEU	Cameron Das	USA			Dallara F317 Spiess	Team Motopark	1:38.151	6	1:38.253	5	1:38.701	4	1:38.926	3	1:45.161	12
16	99	Drivex School	ESP	Rui Andrade	AGO	R	11	Dallara F317 HWA	Drivex School	1:38.518	4	1:38.989	3	1:42.931	2	1:43.687	5	20:08.61	6





Circuito de Barcelona
Euroformula Open
Free Practice - 1
Best 5 Top Speeds



Cls	Nº	Entrant	Nat	Driver	Nat	Cat	Cls	Chassis - Engine	Team	Top 1		Top 2		Top 3		Top 4		Top 5		Avg
										Km/h	Lap	Km/h	Lap	Km/h	Lap	Km/h	Lap	Km/h	Lap	
1	33	Team Motopark	DEU	Marino Sato	JPN			Dallara F317 Spiess	Team Motopark	242.1	12	241.6	11	240.5	13	239.4	5	239.4	9	240.6
2	18	Team Motopark	DEU	Niklas Krütten	DEU	R	1	Dallara F317 Spiess	Team Motopark	240.5	14	239.4	6	239.4	13	238.4	7	238.4	11	239.2
3	31	Carlin Motorsport	GBR	Billy Monger	GBR	R	2	Dallara F317 Spiess	Carlin Motorsport	240.5	7	239.4	5	238.9	6	238.4	11	238.4	14	239.1
4	63	Carlin Motorsport	GBR	Nicolai Kjaergaard	DNK	R	3	Dallara F317 Spiess	Carlin Motorsport	240.5	6	238.9	13	237.8	5	237.8	12	237.3	7	238.5
5	6	Carlin Motorsport	GBR	Ido Cohen	ISR	R	4	Dallara F317 Spiess	Carlin Motorsport	240.0	6	240.0	8	239.4	10	238.9	5	238.4	7	239.3
6	8	Teo Martin Motorsport	ESP	Lukas Dunner	AUT			Dallara F317 HWA	Teo Martin Motorsport	240.0	12	238.9	5	238.9	11	238.4	10	237.8	6	238.8
7	21	Fortec Motorsport	GBR	Calan Williams	AUS			Dallara F317 HWA	Fortec Motorsport	240.0	7	238.9	6	237.8	14	237.3	13	236.8	5	238.2
8	99	Drivex School	ESP	Rui Andrade	AGO	R	5	Dallara F317 HWA	Drivex School	240.0	3	240.0	5	239.4	4	239.4	6	224.5	2	236.6
9	11	Carlin Motorsport	GBR	Teppe Natori	JPN	R	6	Dallara F317 Spiess	Carlin Motorsport	239.4	11	237.8	10	236.8	6	236.3	9	235.2	7	237.1
10	14	Team Motopark	DEU	Yuki Tsunoda	JPN	R	7	Dallara F317 Spiess	Team Motopark	239.4	10	238.9	11	236.3	9	235.8	5	232.7	6	236.6
11	26	Double R	GBR	Linus Lundqvist	SWE	R	8	Dallara F317 HWA	Double R	239.4	11	238.9	9	238.4	10	238.4	12	237.8	14	238.6
12	30	Team Motopark	DEU	Liam Lawson	NZL	R	9	Dallara F317 Spiess	Team Motopark	238.9	12	238.4	6	237.3	11	236.8	5	235.8	3	237.4
13	25	Team Motopark	DEU	Cameron Das	USA			Dallara F317 Spiess	Team Motopark	238.4	6	238.4	7	237.3	5	236.8	13	236.3	4	237.4
14	12	Carlin Motorsport	GBR	Christian Hahn	BRA			Dallara F317 Spiess	Carlin Motorsport	237.8	6	237.3	11	236.8	10	235.8	4	235.8	7	236.7
15	7	Double R	GBR	Jack Doohan	AUS	R	10	Dallara F317 HWA	Double R	236.3	6	236.3	7	236.3	10	236.3	11	236.3	12	236.3
16	20	Fortec Motorsport	GBR	Manuel Maldonado	VEN	R	11	Dallara F317 HWA	Fortec Motorsport	236.3	7	235.8	6	235.8	11	235.2	5	235.2	13	235.7



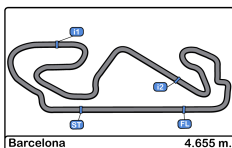


Circuito de Barcelona
Euroformula Open
Free Practice - 1
Fastest Laps Sequence



Lap	Time of Day	Session Time	Nº	Entrant	Nat	Driver	Nat	Cat	Chassis - Engine	Team	Time	Km/h
2	9:48:46.810	3:46.810	26	Double R	GBR	Linus Lundqvist	SWE	R	Dallara F317 HWA	Double R	1:39.820	167.8
3	9:50:26.086	5:26.086	26	Double R	GBR	Linus Lundqvist	SWE	R	Dallara F317 HWA	Double R	1:39.276	168.8
3	9:50:27.815	5:27.815	7	Double R	GBR	Jack Doohan	AUS	R	Dallara F317 HWA	Double R	1:39.148	169.0
3	9:50:36.783	5:36.783	21	Fortec Motorsport	GBR	Calan Williams	AUS		Dallara F317 HWA	Fortec Motorsport	1:38.903	169.4
3	9:50:40.338	5:40.338	31	Carlin Motorsport	GBR	Billy Monger	GBR	R	Dallara F317 Spiess	Carlin Motorsport	1:38.262	170.5
4	9:52:04.309	7:04.309	26	Double R	GBR	Linus Lundqvist	SWE	R	Dallara F317 HWA	Double R	1:38.223	170.6
4	9:52:18.250	7:18.250	31	Carlin Motorsport	GBR	Billy Monger	GBR	R	Dallara F317 Spiess	Carlin Motorsport	1:37.912	171.1
4	9:52:55.276	7:55.276	12	Carlin Motorsport	GBR	Christian Hahn	BRA		Dallara F317 Spiess	Carlin Motorsport	1:37.498	171.8
5	9:54:01.350	9:01.350	63	Carlin Motorsport	GBR	Nicolai Kjaergaard	DNK	R	Dallara F317 Spiess	Carlin Motorsport	1:37.415	172.0
4	9:54:46.200	9:46.200	8	Teo Martin Motorsport	ESP	Lukas Dunner	AUT		Dallara F317 HWA	Teo Martin Motorsport	1:37.131	172.5
10	10:12:02.474	27:02.474	31	Carlin Motorsport	GBR	Billy Monger	GBR	R	Dallara F317 Spiess	Carlin Motorsport	1:36.920	172.9
11	10:13:40.826	28:40.826	26	Double R	GBR	Linus Lundqvist	SWE	R	Dallara F317 HWA	Double R	1:36.785	173.1
13	10:16:54.356	31:54.356	26	Double R	GBR	Linus Lundqvist	SWE	R	Dallara F317 HWA	Double R	1:36.715	173.2
13	10:16:59.119	31:59.119	31	Carlin Motorsport	GBR	Billy Monger	GBR	R	Dallara F317 Spiess	Carlin Motorsport	1:36.626	173.4





Circuito de Barcelona
Euroformula Open
Free Practice - 1
Event Best Maximum Speed



Nº	Entrant	Nat	Driver	Nat	Cat	Clas	Chassis - Engine	Team	Km/h	Session
33	Team Motopark	DEU	Marino Sato	JPN			Dallara F317 Spiess	Team Motopark	242.1	Free Practice - 1
63	Carlin Motorsport	GBR	Nicolai Kjaergaard	DNK	R	1	Dallara F317 Spiess	Carlin Motorsport	240.5	Free Practice - 1
31	Carlin Motorsport	GBR	Billy Monger	GBR	R	2	Dallara F317 Spiess	Carlin Motorsport	240.5	Free Practice - 1
18	Team Motopark	DEU	Niklas Krütten	DEU	R	3	Dallara F317 Spiess	Team Motopark	240.5	Free Practice - 1
99	Drivex School	ESP	Rui Andrade	AGO	R	4	Dallara F317 HWA	Drivex School	240.0	Free Practice - 1
21	Fortec Motorsport	GBR	Calan Williams	AUS			Dallara F317 HWA	Fortec Motorsport	240.0	Free Practice - 1
6	Carlin Motorsport	GBR	Ido Cohen	ISR	R	5	Dallara F317 Spiess	Carlin Motorsport	240.0	Free Practice - 1
8	Teo Martin Motorsport	ESP	Lukas Dunner	AUT			Dallara F317 HWA	Teo Martin Motorsport	240.0	Free Practice - 1
11	Carlin Motorsport	GBR	Teppei Natori	JPN	R	6	Dallara F317 Spiess	Carlin Motorsport	239.4	Free Practice - 1
14	Team Motopark	DEU	Yuki Tsunoda	JPN	R	7	Dallara F317 Spiess	Team Motopark	239.4	Free Practice - 1
26	Double R	GBR	Linus Lundqvist	SWE	R	8	Dallara F317 HWA	Double R	239.4	Free Practice - 1
30	Team Motopark	DEU	Liam Lawson	NZL	R	9	Dallara F317 Spiess	Team Motopark	238.9	Free Practice - 1
25	Team Motopark	DEU	Cameron Das	USA			Dallara F317 Spiess	Team Motopark	238.4	Free Practice - 1
12	Carlin Motorsport	GBR	Christian Hahn	BRA			Dallara F317 Spiess	Carlin Motorsport	237.8	Free Practice - 1
7	Double R	GBR	Jack Doohan	AUS	R	10	Dallara F317 HWA	Double R	236.3	Free Practice - 1
20	Fortec Motorsport	GBR	Manuel Maldonado	VEN	R	11	Dallara F317 HWA	Fortec Motorsport	236.3	Free Practice - 1





Circuit de Barcelona
Euroformula Open
Free Practice - 1
Pit Stop Analysis



6 Ido Cohen R Carlin Motorsport
 Dallara F317 Spiess

Nr.	In Day Time	In Time	Out Time	Pit Time	T. Pit Time	Handicap	Penalty
1	9:57:58.629	9:57:58.629	10:06:43.553	8:44.924	8:44.924		

7 Jack Doohan R Double R
 Dallara F317 HWA

Nr.	In Day Time	In Time	Out Time	Pit Time	T. Pit Time	Handicap	Penalty
1	9:57:07.163	9:57:07.163	10:06:32.890	9:25.727	9:25.727		

8 Lukas Dunner Teo Martin Motorsport
 Dallara F317 HWA

Nr.	In Day Time	In Time	Out Time	Pit Time	T. Pit Time	Handicap	Penalty
1	9:58:19.068	9:58:19.068	10:07:51.537	9:32.469	9:32.469		
2	10:17:45.448	10:17:45.448	10:21:32.699	3:47.251	13:19.720		

11 Teppei Natori R Carlin Motorsport
 Dallara F317 Spiess

Nr.	In Day Time	In Time	Out Time	Pit Time	T. Pit Time	Handicap	Penalty
1	9:58:27.519	9:58:27.519	10:06:41.671	8:14.152	8:14.152		
2	10:13:32.546	10:13:32.546	10:15:45.592	2:13.046	10:27.198		

12 Christian Hahn Carlin Motorsport
 Dallara F317 Spiess

Nr.	In Day Time	In Time	Out Time	Pit Time	T. Pit Time	Handicap	Penalty
1	9:58:06.072	9:58:06.072	10:06:39.902	8:33.830	8:33.830		
2	10:13:27.903	10:13:27.903	10:16:10.996	2:43.093	11:16.923		

14 Yuki Tsunoda R Team Motopark
 Dallara F317 Spiess

Nr.	In Day Time	In Time	Out Time	Pit Time	T. Pit Time	Handicap	Penalty
1	9:49:48.325	9:49:48.325	9:50:15.195	26.870	26.870		
2	9:52:32.980	9:52:32.980	9:52:58.570	25.590	52.460		
3	9:58:49.344	9:58:49.344	10:06:25.270	7:35.926	8:28.386		
4	10:15:18.699	10:15:18.699	10:16:55.916	1:37.217	10:05.603		

18 Niklas Krütten R Team Motopark
 Dallara F317 Spiess

Nr.	In Day Time	In Time	Out Time	Pit Time	T. Pit Time	Handicap	Penalty
1	9:57:24.037	9:57:24.037	10:07:08.096	9:44.059	9:44.059		

20 Manuel Maldonado R Fortec Motorsport
 Dallara F317 HWA

Nr.	In Day Time	In Time	Out Time	Pit Time	T. Pit Time	Handicap	Penalty
1	9:57:11.632	9:57:11.632	10:06:38.097	9:26.465	9:26.465		

21 Calan Williams Fortec Motorsport
 Dallara F317 HWA

Nr.	In Day Time	In Time	Out Time	Pit Time	T. Pit Time	Handicap	Penalty
1	9:57:18.104	9:57:18.104	10:08:13.469	10:55.365	10:55.365		

25 Cameron Das Team Motopark
 Dallara F317 Spiess

Nr.	In Day Time	In Time	Out Time	Pit Time	T. Pit Time	Handicap	Penalty
1	9:58:07.165	9:58:07.165	10:06:30.719	8:23.554	8:23.554		
2	10:08:21.027	10:08:21.027	10:08:47.227	26.200	8:49.754		
3	10:10:46.134	10:10:46.134	10:11:09.853	23.719	9:13.473		

4 10:13:03.390 10:13:03.390 10:15:27.064 2:23.674 11:37.147
 Linus Lundqvist R Double R

26 Dallara F317 HWA

30 Liam Lawson R Team Motopark
 Dallara F317 Spiess

Nr.	In Day Time	In Time	Out Time	Pit Time	T. Pit Time	Handicap	Penalty
1	9:57:04.368	9:57:04.368	10:06:36.654	9:32.286	9:32.286		

31 Billy Monger R Carlin Motorsport
 Dallara F317 Spiess

Nr.	In Day Time	In Time	Out Time	Pit Time	T. Pit Time	Handicap	Penalty
1	9:58:00.243	9:58:00.243	10:06:24.020	8:23.777	8:23.777		
2	10:08:28.989	10:08:28.989	10:09:04.809	35.820	8:59.597		
3	10:11:18.667	10:11:18.667	10:13:34.765	2:16.098	11:15.695		

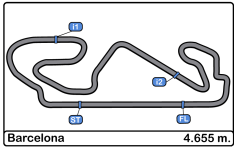
33 Marino Sato Team Motopark
 Dallara F317 Spiess

Nr.	In Day Time	In Time	Out Time	Pit Time	T. Pit Time	Handicap	Penalty
1	9:57:15.188	9:57:15.188	10:06:28.432	9:13.244	9:13.244		

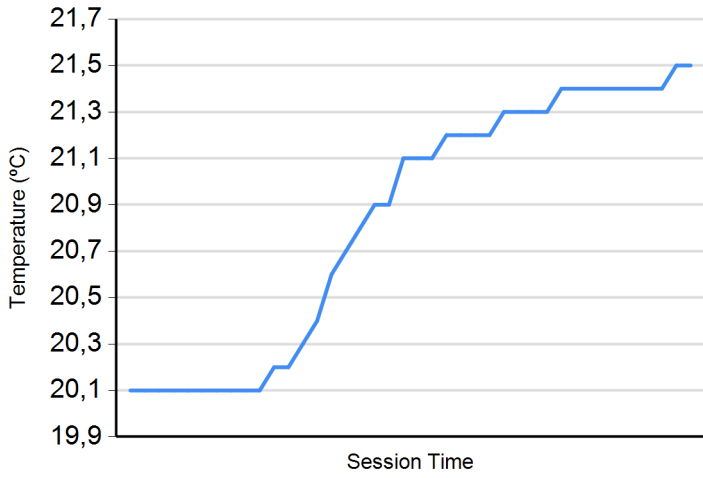
63 Nicolai Kjaergaard R Carlin Motorsport
 Dallara F317 Spiess

Nr.	In Day Time	In Time	Out Time	Pit Time	T. Pit Time	Handicap	Penalty
1	9:57:28.785	9:57:28.785	10:07:22.371	9:53.586	9:53.586		
2	10:09:42.945	10:09:42.945	10:12:11.494	2:28.549	12:22.135		

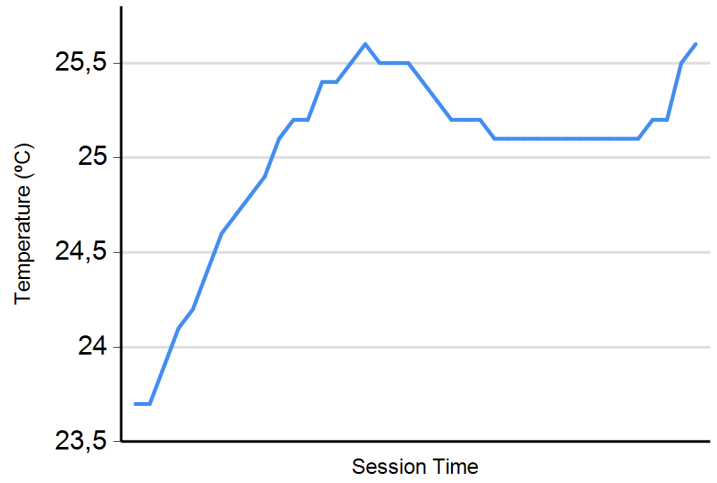




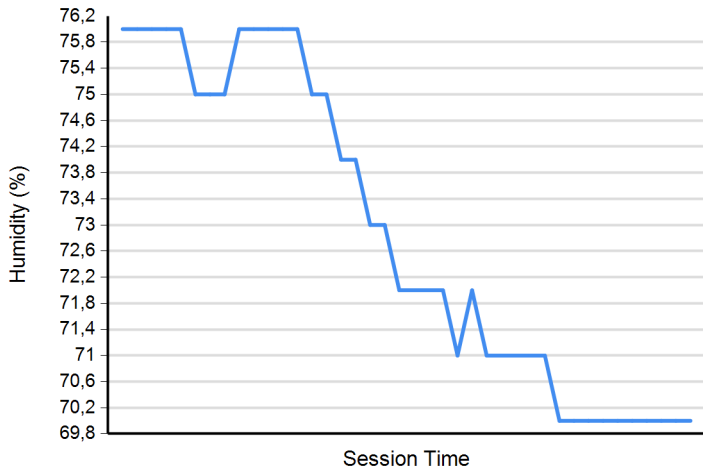
Air Temperature



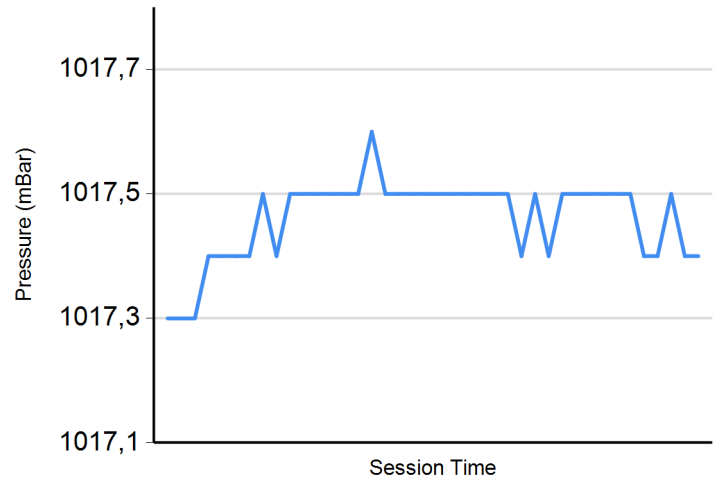
Track Temperature



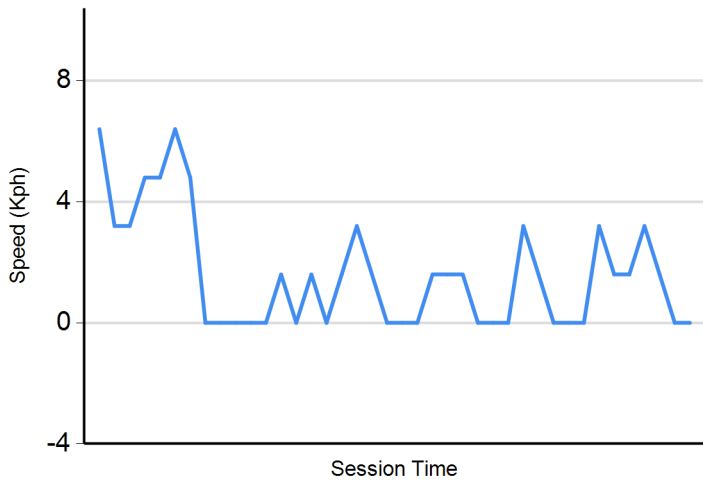
Humidity



Pressure



Wind Speed



Wind direction

North = 0°/360° Est = 90° South = 180° West = 270°

