


Circuito de Barcelona
Euroformula Open
Free Practice - 2
Provisional Results



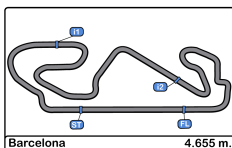
Clas	Nº	Entrant	Nat	Driver	Nat	Cat	Clas	Chassis - Engine	Team	Laps	Best	Time	Gap	Interval	Km/h
1	63	Carlin Motorsport	GBR	Nicolai Kjaergaard	DNK	R	1	Dallara F317 Spiess	Carlin Motorsport	18	16	1:36.650			173.3
2	8	Teo Martin Motorsport	ESP	Lukas Dunner	AUT			Dallara F317 HWA	Teo Martin Motorsport	20	18	1:36.760	0.110	0.110	173.1
3	12	Carlin Motorsport	GBR	Christian Hahn	BRA			Dallara F317 Spiess	Carlin Motorsport	16	14	1:37.040	0.390	0.280	172.6
4	26	Double R	GBR	Linus Lundqvist	SWE	R	2	Dallara F317 HWA	Double R	22	20	1:37.217	0.567	0.177	172.3
5	7	Double R	GBR	Jack Doohan	AUS	R	3	Dallara F317 HWA	Double R	17	13	1:37.240	0.590	0.023	172.3
6	18	Team Motopark	DEU	Niklas Krütten	DEU	R	4	Dallara F317 Spiess	Team Motopark	20	18	1:37.379	0.729	0.139	172.0
7	11	Carlin Motorsport	GBR	Teppei Natori	JPN	R	5	Dallara F317 Spiess	Carlin Motorsport	19	10	1:37.395	0.745	0.016	172.0
8	31	Carlin Motorsport	GBR	Billy Monger	GBR	R	6	Dallara F317 Spiess	Carlin Motorsport	17	15	1:37.439	0.789	0.044	171.9
9	30	Team Motopark	DEU	Liam Lawson	NZL	R	7	Dallara F317 Spiess	Team Motopark	19	13	1:37.573	0.923	0.134	171.7
10	14	Team Motopark	DEU	Yuki Tsunoda	JPN	R	8	Dallara F317 Spiess	Team Motopark	22	11	1:37.597	0.947	0.024	171.7
11	20	Fortec Motorsport	GBR	Manuel Maldonado	VEN	R	9	Dallara F317 HWA	Fortec Motorsport	18	16	1:37.683	1.033	0.086	171.5
12	33	Team Motopark	DEU	Marino Sato	JPN			Dallara F317 Spiess	Team Motopark	19	9	1:37.841	1.191	0.158	171.2
13	99	Drivex School	ESP	Rui Andrade	AGO	R	10	Dallara F317 HWA	Drivex School	22	20	1:37.906	1.256	0.065	171.1
14	21	Fortec Motorsport	GBR	Calan Williams	AUS			Dallara F317 HWA	Fortec Motorsport	21	18	1:38.003	1.353	0.097	170.9
15	25	Team Motopark	DEU	Cameron Das	USA			Dallara F317 Spiess	Team Motopark	18	13	1:38.009	1.359	0.006	170.9
16	6	Carlin Motorsport	GBR	Ido Cohen	ISR	R	11	Dallara F317 Spiess	Carlin Motorsport	16	10	1:38.608	1.958	0.599	169.9

Published at:.....

Track Temp: 45.1 °C Air Temp: 26.9 °C Humidity: 51 % Track Status: DRY

Stewards:	Race Director:	Timekeeper: 
------------------	-----------------------	--





Circuito de Barcelona
Euroformula Open
Free Practice - 2
Provisional Results by Class



Clas	Nº	Entrant	Nat	Driver	Nat	Cat	Clas	Chassis - Engine	Team	Laps	Best	Time	Gap	Interval	Km/h
1	8	Teo Martin Motorsport	ESP	Lukas Dunner	AUT			Dallara F317 HWA	Teo Martin Motorsport	20	18	1:36.760			173.1
2	12	Carlin Motorsport	GBR	Christian Hahn	BRA			Dallara F317 Spiess	Carlin Motorsport	16	14	1:37.040	0.280	0.280	172.6
3	33	Team Motopark	DEU	Marino Sato	JPN			Dallara F317 Spiess	Team Motopark	19	9	1:37.841	1.081	0.801	171.2
4	21	Fortec Motorsport	GBR	Calan Williams	AUS			Dallara F317 HWA	Fortec Motorsport	21	18	1:38.003	1.243	0.162	170.9
5	25	Team Motopark	DEU	Cameron Das	USA			Dallara F317 Spiess	Team Motopark	18	13	1:38.009	1.249	0.006	170.9

Rookie

1	63	Carlin Motorsport	GBR	Nicolai Kjaergaard	DNK	R	1	Dallara F317 Spiess	Carlin Motorsport	18	16	1:36.650			173.3
2	26	Double R	GBR	Linus Lundqvist	SWE	R	2	Dallara F317 HWA	Double R	22	20	1:37.217	0.567	0.567	172.3
3	7	Double R	GBR	Jack Doohan	AUS	R	3	Dallara F317 HWA	Double R	17	13	1:37.240	0.590	0.023	172.3
4	18	Team Motopark	DEU	Niklas Krütten	DEU	R	4	Dallara F317 Spiess	Team Motopark	20	18	1:37.379	0.729	0.139	172.0
5	11	Carlin Motorsport	GBR	Teppei Natori	JPN	R	5	Dallara F317 Spiess	Carlin Motorsport	19	10	1:37.395	0.745	0.016	172.0
6	31	Carlin Motorsport	GBR	Billy Monger	GBR	R	6	Dallara F317 Spiess	Carlin Motorsport	17	15	1:37.439	0.789	0.044	171.9
7	30	Team Motopark	DEU	Liam Lawson	NZL	R	7	Dallara F317 Spiess	Team Motopark	19	13	1:37.573	0.923	0.134	171.7
8	14	Team Motopark	DEU	Yuki Tsunoda	JPN	R	8	Dallara F317 Spiess	Team Motopark	22	11	1:37.597	0.947	0.024	171.7
9	20	Fortec Motorsport	GBR	Manuel Maldonado	VEN	R	9	Dallara F317 HWA	Fortec Motorsport	18	16	1:37.683	1.033	0.086	171.5
10	99	Drivex School	ESP	Rui Andrade	AGO	R	10	Dallara F317 HWA	Drivex School	22	20	1:37.906	1.256	0.223	171.1
11	6	Carlin Motorsport	GBR	Ido Cohen	ISR	R	11	Dallara F317 Spiess	Carlin Motorsport	16	10	1:38.608	1.958	0.702	169.9

Published at:.....

Track Temp: 45.1 °C Air Temp: 26.9 °C Humidity: 51 % Track Status: DRY

Stewards:	Race Director:	Timekeeper:
-----------	----------------	-------------





Circuit de Barcelona
Euroformula Open
Free Practice - 2
Lap Analysis



6

Ido Cohen

Dallara F317 Spiess

8

Lukas Dunner

Dallara F317 HWA

R

Carlin Motorsport

Teo Martin Motorsport

Lap	D	Time	Sector 1	Sector 2	Sector 3	T. Spd	Elapsed	Lap	D	Time	Sector 1	Sector 2	Sector 3	T. Spd	Elapsed
1		14:54:19.714	14:52:58.357	44.104	37.253	177.9	14:54:19.714	1		14:54:57.365	14:53:41.014	41.502	34.849	178.5	14:54:57.365
2		1:46.268	32.482	40.059	33.727	233.7	14:56:05.982	2		1:53.220	31.878	42.485	38.857	226.8	14:56:50.585
3		1:46.807	29.323	41.033	36.451	235.8	14:57:52.789	3		1:38.974	29.315	37.172	32.487	233.2	14:58:29.559
4		1:39.747	29.259	37.517	32.971	237.3	14:59:32.536	4		1:38.688	28.998	37.105	32.585	237.3	15:00:08.247
5		1:38.810	29.063	37.328	32.419	237.3	15:01:11.346	5		1:38.063	28.796	36.920	32.347	237.8	15:01:46.310
6		1:45.381	30.674	40.834	33.873	236.8	15:02:56.727	6		1:38.021	28.718	36.932	32.371	237.8	15:03:24.331
7		1:55.361 P	29.143	41.226	44.992	236.8	15:04:52.088	7		1:47.494 P	28.638	38.777	40.079	238.9	15:05:11.825
8		11:47.207	10:29.634	41.614	35.959	171.9	15:16:39.295	8		5:30.434	4:12.089	43.158	35.187	153.1	15:10:42.259
9		1:39.660	29.604	37.494	32.562	234.2	15:18:18.955	9		1:47.020	32.931	41.064	33.025	192.5	15:12:29.279
10		1:38.608	29.010	37.017	32.581	236.8	15:19:57.563	10		1:37.811	28.900	36.744	32.167	234.7	15:14:07.090
11		1:38.785	28.935	37.282	32.568	237.8	15:21:36.348	11		1:37.421	28.739	36.636	32.046	236.3	15:15:44.511
12		1:47.839	30.802	43.439	33.598	237.8	15:23:24.187	12		1:44.279	28.654	38.117	37.508	237.3	15:17:28.790
13		1:56.516 P	28.758	42.131	45.627	237.8	15:25:20.703	13		1:37.301	28.683	36.522	32.096	237.3	15:19:06.091
14		5:46.830	4:34.379	39.270	33.181	180.9	15:31:07.533	14		1:45.299 P	28.832	37.612	38.855	238.4	15:20:51.390
15		1:38.732	29.067	37.119	32.546	238.4	15:32:46.265	15		6:05.105	4:40.597	43.364	41.144	176.7	15:26:56.495
16		1:50.554 P	30.223	40.276	40.055	237.3	15:34:36.819	16		1:48.450	30.522	42.562	35.366	225.9	15:28:44.945

7

Jack Doohan

Dallara F317 HWA

Double R

R

Lap	D	Time	Sector 1	Sector 2	Sector 3	T. Spd	Elapsed	Lap	D	Time	Sector 1	Sector 2	Sector 3	T. Spd	Elapsed
1		14:54:12.173	14:52:51.255	44.639	36.279	150.4	14:54:12.173	17		1:37.871	28.805	36.681	32.385	237.3	15:30:22.816
2		1:39.837	29.540	37.527	32.770	229.7	14:55:52.010	18		1:36.760	28.596	36.514	31.650	240.0	15:31:59.576
3		1:38.893	29.293	37.139	32.461	232.7	14:57:30.903	19		1:37.016	28.597	36.543	31.876	238.4	15:33:36.592
4		1:38.230	28.967	36.883	32.380	235.2	14:59:09.133	20		1:53.277 P	33.069	40.967	39.241	210.9	15:35:29.869
5		1:37.963	28.862	36.834	32.267	236.8	15:00:47.096	1		14:54:18.650	14:52:55.536	45.410	37.704	177.0	14:54:18.650
6		1:38.060	28.839	36.831	32.390	236.8	15:02:25.156	2		1:54.911	34.302	44.060	36.549	223.6	14:56:13.561
7		1:37.929	28.728	36.941	32.260	236.8	15:04:03.085	3		1:50.272	31.142	41.391	37.739	232.7	14:58:03.833
8		1:42.832 P	28.987	37.097	36.748	236.8	15:05:45.917	4		1:46.712	31.765	40.257	34.690	233.2	14:59:50.545
9		9:49.063	8:30.493	44.209	34.361	135.1	15:15:34.980	5		1:39.191	29.064	37.593	32.534	235.2	15:01:29.736
10		1:38.413	29.199	37.120	32.094	232.2	15:17:13.393	6		1:45.260 P	28.981	37.162	39.117	236.8	15:03:14.996
11		1:37.810	28.864	36.644	32.302	235.2	15:18:51.203	7		6:22.829	5:02.832	45.209	34.788	160.0	15:09:37.825
12		1:37.325	28.780	36.506	32.039	236.3	15:20:28.528	8		1:43.063	29.991	38.921	34.151	230.7	15:11:20.888
13		1:37.240	28.631	36.527	32.082	237.3	15:22:05.768	9		1:37.793	29.009	36.789	31.995	234.2	15:12:58.681
14		1:41.483	28.694	36.666	36.123	238.4	15:23:47.251	10		1:37.395	28.752	36.618	32.025	234.2	15:14:36.076
15		1:42.082 P	28.643	36.643	36.796	237.8	15:25:29.333	11		1:43.879	28.664	36.669	38.546	236.8	15:16:19.955
16		4:58.240 P	3:27.422	42.727	48.091	137.0	15:30:27.573	12		1:50.567	32.258	38.939	39.370	232.7	15:18:10.522
17		2:28.059 P	1:11.573	39.132	37.354	173.9	15:32:55.632	13		1:48.828	28.929	40.002	39.897	236.3	15:19:59.350

11

Teppej Natori

Dallara F317 Spiess

R

Carlin Motorsport

Lap	D	Time	Sector 1	Sector 2	Sector 3	T. Spd	Elapsed
1		14:54:18.650	14:52:55.536	45.410	37.704	177.0	14:54:18.650
2		1:54.911	34.302	44.060	36.549	223.6	14:56:13.561
3		1:50.272	31.142	41.391	37.739	232.7	14:58:03.833
4		1:46.712	31.765	40.257	34.690	233.2	14:59:50.545
5		1:39.191	29.064	37.593	32.534	235.2	15:01:29.736
6		1:45.260 P	28.981	37.162	39.117	236.8	15:03:14.996
7		6:22.829	5:02.832	45.209	34.788	160.0	15:09:37.825
8		1:43.063	29.991	38.921	34.151	230.7	15:11:20.888
9		1:37.793	29.009	36.789	31.995	234.2	15:12:58.681
10		1:37.395	28.752	36.618	32.025	234.2	15:14:36.076
11		1:43.879	28.664	36.669	38.546	236.8	15:16:19.955
12		1:50.567	32.258	38.939	39.370	232.7	15:18:10.522
13		1:48.828	28.929	40.002	39.897	236.3	15:19:59.350
14		1:44.942	28.600	36.587	39.755	237.8	15:21:44.292
15		1:47.271	32.433	40.480	34.358	238.4	15:23:31.563
16		1:37.734	28.723	36.894	32.117	237.3	15:25:09.297
17		1:46.950 P	29.589	38.715	38.646	238.4	15:26:56.247
18		3:35.571 P	2:15.381	41.452	38.738	171.9	15:30:31.818
19		2:43.177 P	1:19.406	40.557	43.214	183.6	15:33:14.995





Circuit de Barcelona
Euroformula Open
Free Practice - 2
Lap Analysis



12

Christian Hahn

Dallara F317 Spiess

18

Niklas Krütten

Dallara F317 Spiess

Carlin Motorsport

R

Team Motopark

Lap	D	Time	Sector 1	Sector 2	Sector 3	T. Spd	Elapsed	Lap	D	Time	Sector 1	Sector 2	Sector 3	T. Spd	Elapsed
1		14:54:20.281	P 14:52:52.791	42.828	44.662	159.5	14:54:20.281	1		14:54:13.160	P 14:52:46.637	41.745	44.778	166.9	14:54:13.160
2		2:35.595	1:20.824	40.661	34.110	178.8	14:56:55.876	2		2:29.111	P 1:06.483	41.127	41.501	174.4	14:56:42.271
3		1:39.579	29.105	37.739	32.735	232.2	14:58:35.455	3		2:16.069	1:03.589	38.915	33.565	179.4	14:58:58.340
4		1:38.706	28.947	37.214	32.545	235.2	15:00:14.161	4		1:48.322	P 30.105	38.241	39.976	236.3	15:00:46.662
5		1:38.274	28.868	37.041	32.365	236.8	15:01:52.435	5		2:32.612	P 1:15.240	37.896	39.476	180.9	15:03:19.274
6		1:44.665	28.773	40.108	35.784	238.4	15:03:37.100	6		4:04.750	2:50.372	40.521	33.857	175.3	15:07:24.024
7		1:46.914	P 28.848	38.450	39.616	235.8	15:05:24.014	7		1:41.478	30.419	38.233	32.826	215.1	15:09:05.502
8		14:40.911	13:26.130	38.715	36.066	153.1	15:20:04.925	8		1:38.722	29.166	37.095	32.461	236.3	15:10:44.224
9		1:38.018	28.964	36.965	32.089	233.7	15:21:42.943	9		1:38.056	28.787	36.918	32.351	237.8	15:12:22.280
10		1:37.328	28.626	36.833	31.869	237.3	15:23:20.271	10		1:47.914	30.259	43.002	34.653	213.0	15:14:10.194
11		1:37.582	28.598	36.804	32.180	237.3	15:24:57.853	11		1:40.038	28.913	38.473	32.652	236.8	15:15:50.232
12		1:42.921	30.163	39.018	33.740	236.8	15:26:40.774	12		1:47.347	P 28.775	37.040	41.532	238.4	15:17:37.579
13		1:37.416	28.623	36.759	32.034	236.3	15:28:18.190	13		2:34.957	P 1:17.529	38.452	38.976	170.8	15:20:12.536
14		1:37.040	28.615	36.502	31.923	237.3	15:29:55.230	14		4:30.772	3:16.322	41.290	33.160	143.6	15:24:43.308
15		1:42.694	29.782	38.914	33.998	238.9	15:31:37.924	15		1:40.925	30.348	38.089	32.488	215.5	15:26:24.233
16		1:47.110	P 28.692	37.236	41.182	237.3	15:33:25.034	16		1:40.426	30.150	37.872	32.404	236.3	15:28:04.659

14

Yuki Tsunoda

Dallara F317 Spiess

R

Team Motopark

Lap	D	Time	Sector 1	Sector 2	Sector 3	T. Spd	Elapsed
17		1:37.459	28.640	36.670	32.149	238.4	15:29:42.118
18		1:37.379	28.633	36.568	32.178	240.5	15:31:19.497
19		1:38.446	29.438	36.866	32.142	240.5	15:32:57.943
20		1:49.118	P 30.070	37.951	41.097	240.5	15:34:47.061

20

Manuel Maldonado

Dallara F317 HWA

R

Fortec Motorsport

Lap	D	Time	Sector 1	Sector 2	Sector 3	T. Spd	Elapsed
1		14:54:46.597	14:53:20.733	46.523	39.341	141.1	14:54:46.597
2		2:01.331	P 34.667	43.850	42.814	207.6	14:56:47.928
3		2:35.324	P 1:09.778	43.789	41.757	181.5	14:59:23.252
4		2:19.487	P 1:02.360	39.374	37.753	181.2	15:01:42.739
5		3:43.806	2:22.704	43.794	37.308	167.7	15:05:26.545
6		1:38.955	29.139	37.360	32.456	235.8	15:07:05.500
7		1:38.173	28.786	37.071	32.316	236.8	15:08:43.673
8		1:37.631	28.778	36.712	32.141	236.3	15:10:21.304
9		1:37.898	28.658	36.956	32.284	237.3	15:11:59.202
10		1:37.726	28.643	36.880	32.203	237.3	15:13:36.928
11		1:37.597	28.674	36.784	32.139	237.3	15:15:14.525
12		1:37.877	28.715	36.902	32.260	238.4	15:16:52.402
13		1:37.985	28.726	36.959	32.300	238.9	15:18:30.387
14		1:38.234	28.735	36.924	32.575	239.4	15:20:08.621
15		1:38.050	28.724	36.888	32.438	240.0	15:21:46.671
16		1:38.367	28.703	37.194	32.470	240.5	15:23:25.038
17		1:38.309	28.749	37.120	32.440	242.1	15:25:03.347
18		1:40.785	30.966	37.330	32.489	239.4	15:26:44.132
19		1:38.323	28.822	37.050	32.451	240.0	15:28:22.455
20		1:37.666	28.692	36.767	32.207	240.5	15:30:00.121
21		1:40.413	28.582	39.098	32.733	240.5	15:31:40.534
22		1:45.915	P 28.675	36.764	40.476	240.5	15:33:26.449





Circuit de Barcelona
Euroformula Open
Free Practice - 2
Lap Analysis



21

Calan Williams

Dallara F317 HWA

26

Linus Lundqvist

Dallara F317 HWA

Fortec Motorsport

R

Double R

Lap	D	Time	Sector 1	Sector 2	Sector 3	T. Spd	Elapsed	Lap	D	Time	Sector 1	Sector 2	Sector 3	T. Spd	Elapsed
1		14:54:29.394	14:53:04.627	48.241	36.526	146.9	14:54:29.394	1		14:54:19.294 P	14:52:51.883	43.434	43.977	138.4	14:54:19.294
2		1:46.089	30.476	39.462	36.151	230.7	14:56:15.483	2		2:25.272	1:10.750	39.507	35.015	177.9	14:56:44.566
3		1:43.583	30.175	39.556	33.852	232.7	14:57:59.066	3		1:39.411	29.309	37.375	32.727	233.2	14:58:23.977
4		1:40.644	29.042	37.307	34.295	234.2	14:59:39.710	4		1:39.052	29.190	37.276	32.586	235.2	15:00:03.029
5		1:38.858	29.067	37.033	32.758	234.2	15:01:18.568	5		1:38.766	29.048	37.237	32.481	234.7	15:01:41.795
6		1:52.174 P	32.817	39.658	39.699	236.8	15:03:10.742	6		1:38.557	29.013	37.075	32.469	236.3	15:03:20.352
7		7:16.460	6:03.464	39.357	33.639	179.4	15:10:27.202	7		1:38.231	28.891	36.881	32.459	235.8	15:04:58.583
8		1:38.675	29.405	37.058	32.212	232.7	15:12:05.877	8		1:39.656	30.092	37.152	32.412	235.2	15:06:38.239
9		1:38.321	29.062	36.930	32.329	233.7	15:13:44.198	9		1:38.610	29.184	37.064	32.362	236.3	15:08:16.849
10		1:38.137	28.874	36.851	32.412	234.7	15:15:22.335	10		1:38.320	28.946	36.947	32.427	235.2	15:09:55.169
11		1:38.036	28.836	36.821	32.379	234.7	15:17:00.371	11		1:38.265	29.057	36.828	32.380	235.8	15:11:33.434
12		1:38.975	28.841	37.237	32.897	235.8	15:18:39.346	12		1:38.289	28.908	37.007	32.374	235.2	15:13:11.723
13		1:42.618	30.680	38.646	33.292	236.8	15:20:21.964	13		1:38.264	28.896	36.888	32.480	235.2	15:14:49.987
14		1:38.169	28.809	36.828	32.532	236.8	15:22:00.133	14		1:38.551	29.072	37.077	32.402	235.8	15:16:28.538
15		1:38.065	28.762	36.989	32.314	236.3	15:23:38.198	15		1:44.116 P	29.149	37.108	37.859	236.3	15:18:12.654
16		1:38.045	28.742	36.829	32.474	237.8	15:25:16.243	16		6:22.070	5:09.177	39.588	33.305	182.7	15:24:34.724
17		1:38.295	28.748	36.994	32.553	238.9	15:26:54.538	17		1:37.568	29.070	36.724	31.774	233.7	15:26:12.292
18		1:38.003	28.705	36.943	32.355	237.3	15:28:32.541	18		1:47.789	33.194	40.388	34.207	235.8	15:28:00.081
19		1:38.467	28.777	37.074	32.616	238.4	15:30:11.008	19		1:37.244	28.616	36.735	31.893	237.8	15:29:37.325
20		1:38.188	28.782	36.970	32.436	238.9	15:31:49.196	20		1:37.217	28.639	36.497	32.081	238.9	15:31:14.542
21		1:44.804 P	28.828	37.462	38.514	238.4	15:33:34.000	21		1:37.300	28.612	36.609	32.079	240.0	15:32:51.842
22		1:46.557 P						22		1:46.557 P	29.321	36.597	40.639	229.7	15:34:38.399

25

Cameron Das

Dallara F317 Spiess

30

Liam Lawson

Dallara F317 Spiess

Team Motopark

R

Team Motopark

Lap	D	Time	Sector 1	Sector 2	Sector 3	T. Spd	Elapsed	Lap	D	Time	Sector 1	Sector 2	Sector 3	T. Spd	Elapsed
1		14:54:49.376	14:53:35.116	40.010	34.250	181.2	14:54:49.376	1		14:55:43.730 P	14:54:07.369	48.558	47.803	150.8	14:55:43.730
2		1:44.521	31.243	39.993	33.285	228.3	14:56:33.897	2		2:20.053	1:08.717	38.099	33.237	180.0	14:58:03.783
3		1:39.613	29.073	37.569	32.971	236.3	14:58:13.510	3		1:38.999	29.157	37.115	32.727	237.8	14:59:42.782
4		1:38.790	28.920	37.143	32.727	237.8	14:59:52.300	4		1:38.142	28.836	36.867	32.439	238.4	15:01:20.924
5		1:38.856	28.840	37.463	32.553	238.4	15:01:31.156	5		1:38.032	28.697	36.837	32.498	240.0	15:02:58.956
6		1:39.409	29.361	37.252	32.796	240.5	15:03:10.565	6		1:38.210	28.685	36.980	32.545	238.9	15:04:37.166
7		1:38.793	28.771	37.209	32.813	238.4	15:04:49.358	7		1:37.784	28.714	36.743	32.327	238.4	15:06:14.950
8		1:38.787	28.830	37.273	32.684	237.3	15:06:28.145	8		1:37.889	28.736	36.733	32.420	237.8	15:07:52.839
9		1:46.810 P	28.875	38.136	39.799	236.3	15:08:14.955	9		1:43.999 P	28.709	37.037	38.253	237.8	15:09:36.838
10		8:27.190	7:08.670	42.524	35.996	161.6	15:16:42.145	10		7:55.296 P	6:22.281	46.255	46.760	136.8	15:17:32.134
11		1:43.943	30.725	39.530	33.688	225.4	15:18:26.088	11		2:14.198	1:03.584	37.781	32.833	180.0	15:19:46.332
12		1:45.815	28.923	37.782	39.110	235.8	15:20:11.903	12		1:38.095	28.891	36.763	32.441	236.3	15:21:24.427
13		1:38.009	28.793	36.898	32.318	237.3	15:21:49.912	13		1:37.573	28.765	36.646	32.162	237.3	15:23:02.000
14		1:38.236	28.679	36.965	32.592	237.3	15:23:28.148	14		1:37.870	28.709	36.760	32.401	238.4	15:24:39.870
15		1:46.124	28.786	43.256	34.082	240.5	15:25:14.272	15		1:39.783	28.662	36.792	34.329	239.4	15:26:19.653
16		1:43.830 P	28.776	36.884	38.170	237.8	15:26:58.102	16		1:38.016	28.726	36.743	32.547	238.4	15:27:57.669
17		3:11.017 P	1:54.601	38.183	38.233	182.1	15:30:09.119	17		1:37.705	28.635	36.735	32.335	238.9	15:29:35.374
18		2:33.636 P	1:17.249	37.904	38.483	183.3	15:32:42.755	18		1:37.738	28.668	36.741	32.329	238.4	15:31:13.112
19								19		1:49.147 P	30.515	39.879	38.753	239.4	15:33:02.259





Circuit de Barcelona
Euroformula Open
Free Practice - 2
Lap Analysis



31

Billy Monger

Dallara F317 Spiess

63

Nicolai Kjaergaard

Dallara F317 Spiess

R

Carlin Motorsport

R

Carlin Motorsport

Lap	D	Time	Sector 1	Sector 2	Sector 3	T. Spd	Elapsed	Lap	D	Time	Sector 1	Sector 2	Sector 3	T. Spd	Elapsed
1		14:54:21.135	14:52:59.350	43.935	37.850	177.0	14:54:21.135	1		14:54:34.154	14:53:10.444	46.530	37.180	131.0	14:54:34.154
2		1:43.810	30.943	39.153	33.714	232.7	14:56:04.945	2		1:47.601	32.586	39.819	35.196	204.9	14:56:21.755
3		1:46.378	30.900	41.216	34.262	233.2	14:57:51.323	3		1:38.787	29.262	37.003	32.522	234.2	14:58:00.542
4		1:38.924	29.217	37.097	32.610	234.7	14:59:30.247	4		2:05.531	44.912	46.915	33.704	238.4	15:00:06.073
5		1:44.835	30.367	40.675	33.793	236.3	15:01:15.082	5		1:38.156	29.066	36.802	32.288	236.8	15:01:44.229
6		1:38.108	28.834	36.938	32.336	236.3	15:02:53.190	6		1:37.412	28.668	36.649	32.095	238.4	15:03:21.641
7		1:50.503 P	28.875	37.981	43.647	236.8	15:04:43.693	7		1:37.830	28.621	36.760	32.449	239.4	15:04:59.471
8		9:46.851	8:32.479	39.973	34.399	159.5	15:14:30.544	8		1:45.306 P	29.779	37.568	37.959	233.7	15:06:44.777
9		1:49.231	30.019	38.654	40.558	232.2	15:16:19.775	9		10:23.562	9:07.363	41.539	34.660	132.8	15:17:08.339
10		1:49.252	30.666	38.446	40.140	232.7	15:18:09.027	10		1:45.070	30.245	38.322	36.503	228.8	15:18:53.409
11		1:52.305	30.799	40.525	40.981	234.2	15:20:01.332	11		1:37.556	28.901	36.510	32.145	236.3	15:20:30.965
12		1:37.988	28.918	36.813	32.257	235.8	15:21:39.320	12		1:37.000	28.596	36.482	31.922	238.4	15:22:07.965
13		1:48.835 P	29.526	40.073	39.236	238.4	15:23:28.155	13		1:42.165	28.502	36.372	37.291	239.4	15:23:50.130
14		6:11.984	4:59.832	39.108	33.044	188.1	15:29:40.139	14		1:36.831	28.530	36.365	31.936	238.9	15:25:26.961
15		1:37.439	28.756	36.390	32.293	238.4	15:31:17.578	15		1:36.901	28.682	36.356	31.863	238.4	15:27:03.862
16		1:37.523	28.770	36.595	32.158	239.4	15:32:55.101	16		1:36.650	28.461	36.297	31.892	239.4	15:28:40.512
17		1:49.560 P	30.913	38.354	40.293	237.3	15:34:44.661	17		1:40.508	28.430	37.566	34.512	240.5	15:30:21.020
18		1:44.622 P	28.428	39.200	36.994	239.4	15:32:05.642								

33

Marino Sato

Dallara F317 Spiess

99

Rui Andrade

Dallara F317 HWA

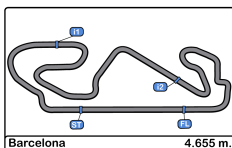
Team Motopark

R

Drivex School

Lap	D	Time	Sector 1	Sector 2	Sector 3	T. Spd	Elapsed	Lap	D	Time	Sector 1	Sector 2	Sector 3	T. Spd	Elapsed
1		14:55:31.461	14:54:05.810	48.573	37.078	135.1	14:55:31.461	1		14:53:51.004	14:52:37.741	39.969	33.294	173.0	14:53:51.004
2		1:46.393	33.770	39.472	33.151	211.7	14:57:17.854	2		1:41.633	30.257	38.319	33.057	220.4	14:55:32.637
3		1:40.723	29.088	38.160	33.475	235.8	14:58:58.577	3		1:40.198	29.603	37.462	33.133	233.7	14:57:12.835
4		1:37.859	28.706	36.882	32.271	239.4	15:00:36.436	4		1:52.133	29.120	50.032	32.981	235.2	14:59:04.968
5		1:37.843	28.731	36.899	32.213	237.3	15:02:14.279	5		1:39.442	29.003	37.485	32.954	236.8	15:00:44.410
6		1:37.964	28.691	36.934	32.339	237.8	15:03:52.243	6		1:44.319 P	29.021	37.385	37.913	236.3	15:02:28.729
7		1:37.872	28.632	36.824	32.416	238.4	15:05:30.115	7		4:04.987	2:52.655	39.486	32.846	161.6	15:06:33.716
8		1:41.680	32.115	37.177	32.388	238.9	15:07:11.795	8		1:46.834	34.484	39.338	33.012	223.1	15:08:20.550
9		1:37.841	28.619	36.878	32.344	238.9	15:08:49.636	9		1:40.337	30.231	37.234	32.872	235.8	15:10:00.887
10		1:44.031 P	28.733	37.924	37.374	237.8	15:10:33.667	10		1:39.250	28.974	37.625	32.651	236.8	15:11:40.137
11		6:45.510	5:28.941	40.451	36.118	103.7	15:17:19.177	11		1:38.207	28.842	37.022	32.343	236.8	15:13:18.344
12		1:38.070	28.740	36.907	32.423	237.3	15:18:57.247	12		1:38.289	28.849	36.927	32.513	236.3	15:14:56.633
13		1:37.993	28.602	36.909	32.482	240.0	15:20:35.240	13		1:44.721 P	29.137	37.638	37.946	237.3	15:16:41.354
14		1:37.939	28.709	36.824	32.406	240.5	15:22:13.179	14		5:20.306	4:06.173	40.712	33.421	166.6	15:22:01.660
15		1:38.113	28.680	36.842	32.591	240.0	15:23:51.292	15		1:40.371	30.101	37.510	32.760	220.8	15:23:42.031
16		1:37.956	28.503	37.070	32.383	242.1	15:25:29.248	16		1:38.377	28.833	37.105	32.439	237.3	15:25:20.408
17		1:38.727	28.888	37.399	32.440	241.0	15:27:07.975	17		1:39.115	29.385	37.072	32.658	238.9	15:26:59.523
18		1:44.290 P	28.626	37.136	38.528	240.5	15:28:52.265	18		1:37.960	28.737	37.008	32.215	239.4	15:28:37.483
19		3:43.425 P	2:23.354	38.598	41.473	183.0	15:32:35.690	19		1:37.996	28.712	36.837	32.447	239.4	15:30:15.479
20								20		1:37.906	28.627	36.965	32.314	240.0	15:31:53.385
21								21		1:38.145	28.826	36.893	32.426	238.9	15:33:31.530
22								22		1:47.810 P	28.822	39.156	39.832	238.4	15:35:19.340





Circuito de Barcelona
Euroformula Open
Free Practice - 2
Best Sectors Results



Sector - 1				Sector - 2				Sector - 3				Ideal Lap vs Best Lap				
Clas	Nº	Driver	Time	Nº	Driver	Time	Nº	Driver	Time	Clas	Nº	Driver	Ideal Lap	Best Lap	Clas	
1	63	Nicolai Kjaergaard	28.428	63	Nicolai Kjaergaard	36.297	8	Lukas Dunner	31.650	1	63	Nicolai Kjaergaard	1:36.588	1:36.650	1	
2	33	Marino Sato	28.503	31	Billy Monger	36.390	26	Linus Lundqvist	31.774	2	8	Lukas Dunner	1:36.760	1:36.760	2	
3	14	Yuki Tsunoda	28.582	26	Linus Lundqvist	36.497	63	Nicolai Kjaergaard	31.863	3	26	Linus Lundqvist	1:36.883	1:37.217	4	
4	8	Lukas Dunner	28.596	12	Christian Hahn	36.502	12	Christian Hahn	31.869	4	12	Christian Hahn	1:36.969	1:37.040	3	
5	12	Christian Hahn	28.598	7	Jack Doohan	36.506	11	Teppei Natori	31.995	5	7	Jack Doohan	1:37.176	1:37.240	5	
6	11	Teppei Natori	28.600	8	Lukas Dunner	36.514	20	Manuel Maldonado	32.008	6	11	Teppei Natori	1:37.182	1:37.395	7	
7	26	Linus Lundqvist	28.612	18	Niklas Krütten	36.568	7	Jack Doohan	32.039	7	31	Billy Monger	1:37.304	1:37.439	8	
8	99	Rui Andrade	28.627	11	Teppei Natori	36.587	14	Yuki Tsunoda	32.139	8	18	Niklas Krütten	1:37.343	1:37.379	6	
9	7	Jack Doohan	28.631	20	Manuel Maldonado	36.595	18	Niklas Krütten	32.142	9	14	Yuki Tsunoda	1:37.433	1:37.597	10	
10	18	Niklas Krütten	28.633	30	Liam Lawson	36.646	31	Billy Monger	32.158	10	30	Liam Lawson	1:37.443	1:37.573	9	
11	30	Liam Lawson	28.635	14	Yuki Tsunoda	36.712	30	Liam Lawson	32.162	11	20	Manuel Maldonado	1:37.483	1:37.683	11	
12	25	Cameron Das	28.679	21	Calan Williams	36.821	21	Calan Williams	32.212	12	33	Marino Sato	1:37.540	1:37.841	12	
13	21	Calan Williams	28.705	33	Marino Sato	36.824	33	Marino Sato	32.213	13	99	Rui Andrade	1:37.679	1:37.906	13	
14	31	Billy Monger	28.756	99	Rui Andrade	36.837	99	Rui Andrade	32.215	14	21	Calan Williams	1:37.738	1:38.003	14	
15	6	Ido Cohen	28.758	25	Cameron Das	36.884	25	Cameron Das	32.318	15	25	Cameron Das	1:37.881	1:38.009	15	
16	20	Manuel Maldonado	28.880	6	Ido Cohen	37.017	6	Ido Cohen	32.419	16	6	Ido Cohen	1:38.194	1:38.608	16	



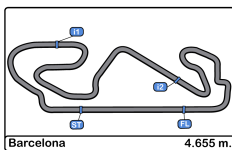


Circuito de Barcelona
Euroformula Open
Free Practice - 2
Best 5 Lap Times



Cls	Nº	Entrant	Nat	Driver	Nat	Cat	Cls	Chassis - Engine	Team	Best 1		Best 2		Best 3		Best 4		Best 5	
										Time	Lap	Time	Lap	Time	Lap	Time	Lap	Time	Lap
1	63	Carlin Motorsport		Nicolai Kjaergaard		R	1	Dallara F317 Spiess	Carlin Motorsport	1:36.650	16	1:36.831	14	1:36.901	15	1:37.000	12	1:37.412	6
2	8	Teo Martin Motorsport		Lukas Dunner				Dallara F317 HWA	Teo Martin Motorsport	1:36.760	18	1:37.016	19	1:37.301	13	1:37.421	11	1:37.811	10
3	12	Carlin Motorsport		Christian Hahn				Dallara F317 Spiess	Carlin Motorsport	1:37.040	14	1:37.328	10	1:37.416	13	1:37.582	11	1:38.018	9
4	26	Double R		Linus Lundqvist		R	2	Dallara F317 HWA	Double R	1:37.217	20	1:37.244	19	1:37.300	21	1:37.568	17	1:38.231	7
5	7	Double R		Jack Doohan		R	3	Dallara F317 HWA	Double R	1:37.240	13	1:37.325	12	1:37.810	11	1:37.929	7	1:37.963	5
6	18	Team Motopark		Niklas Krütten		R	4	Dallara F317 Spiess	Team Motopark	1:37.379	18	1:37.459	17	1:38.056	9	1:38.446	19	1:38.722	8
7	11	Carlin Motorsport		Teppei Natori		R	5	Dallara F317 Spiess	Carlin Motorsport	1:37.395	10	1:37.734	16	1:37.793	9	1:39.191	5	1:43.063	8
8	31	Carlin Motorsport		Billy Monger		R	6	Dallara F317 Spiess	Carlin Motorsport	1:37.439	15	1:37.523	16	1:37.988	12	1:38.108	6	1:38.924	4
9	30	Team Motopark		Liam Lawson		R	7	Dallara F317 Spiess	Team Motopark	1:37.573	13	1:37.705	17	1:37.738	18	1:37.784	7	1:37.870	14
10	14	Team Motopark		Yuki Tsunoda		R	8	Dallara F317 Spiess	Team Motopark	1:37.597	11	1:37.631	8	1:37.666	20	1:37.726	10	1:37.877	12
11	20	Fortec Motorsport		Manuel Maldonado		R	9	Dallara F317 HWA	Fortec Motorsport	1:37.683	16	1:37.914	9	1:38.146	17	1:38.166	10	1:38.695	8
12	33	Team Motopark		Marino Sato				Dallara F317 Spiess	Team Motopark	1:37.841	9	1:37.843	5	1:37.859	4	1:37.872	7	1:37.939	14
13	99	Drivex School		Rui Andrade		R	10	Dallara F317 HWA	Drivex School	1:37.906	20	1:37.960	18	1:37.996	19	1:38.145	21	1:38.207	11
14	21	Fortec Motorsport		Calan Williams				Dallara F317 HWA	Fortec Motorsport	1:38.003	18	1:38.036	11	1:38.045	16	1:38.065	15	1:38.137	10
15	25	Team Motopark		Cameron Das				Dallara F317 Spiess	Team Motopark	1:38.009	13	1:38.236	14	1:38.787	8	1:38.790	4	1:38.793	7
16	6	Carlin Motorsport		Ido Cohen		R	11	Dallara F317 Spiess	Carlin Motorsport	1:38.608	10	1:38.732	15	1:38.785	11	1:38.810	5	1:39.660	9



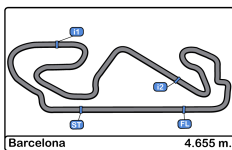


Circuito de Barcelona
Euroformula Open
Free Practice - 2
Best 5 Top Speeds



Cls	Nº	Entrant	Nat	Driver	Nat	Cat	Cls	Chassis - Engine	Team	Top 1		Top 2		Top 3		Top 4		Top 5		Avg
										Km/h	Lap	Km/h	Lap	Km/h	Lap	Km/h	Lap	Km/h	Lap	
1	14	Team Motopark	DEU	Yuki Tsunoda	JPN	R	1	Dallara F317 Spiess	Team Motopark	242.1	17	240.5	16	240.5	20	240.5	21	240.5	22	240.8
2	33	Team Motopark	DEU	Marino Sato	JPN			Dallara F317 Spiess	Team Motopark	242.1	16	241.0	17	240.5	14	240.5	18	240.0	13	240.8
3	18	Team Motopark	DEU	Niklas Krütten	DEU	R	2	Dallara F317 Spiess	Team Motopark	240.5	18	240.5	19	240.5	20	238.4	12	238.4	17	239.6
4	25	Team Motopark	DEU	Cameron Das	USA			Dallara F317 Spiess	Team Motopark	240.5	6	240.5	15	238.4	5	238.4	7	237.8	4	239.1
5	63	Carlin Motorsport	GBR	Nicolai Kjaergaard	DNK	R	3	Dallara F317 Spiess	Carlin Motorsport	240.5	17	239.4	7	239.4	13	239.4	16	239.4	18	239.6
6	8	Teo Martin Motorsport	ESP	Lukas Dunner	AUT			Dallara F317 HWA	Teo Martin Motorsport	240.0	18	238.9	7	238.4	14	238.4	19	237.8	5	238.7
7	26	Double R	GBR	Linus Lundqvist	SWE	R	4	Dallara F317 HWA	Double R	240.0	21	238.9	20	237.8	19	236.3	6	236.3	9	237.8
8	30	Team Motopark	DEU	Liam Lawson	NZL	R	5	Dallara F317 Spiess	Team Motopark	240.0	5	239.4	15	239.4	19	238.9	6	238.9	17	239.3
9	99	Drivex School	ESP	Rui Andrade	AGO	R	6	Dallara F317 HWA	Drivex School	240.0	20	239.4	18	239.4	19	238.9	17	238.9	21	239.3
10	31	Carlin Motorsport	GBR	Billy Monger	GBR	R	7	Dallara F317 Spiess	Carlin Motorsport	239.4	16	238.4	13	238.4	15	237.3	17	236.8	7	238.0
11	12	Carlin Motorsport	GBR	Christian Hahn	BRA			Dallara F317 Spiess	Carlin Motorsport	238.9	15	238.4	6	237.3	10	237.3	11	237.3	14	237.8
12	21	Fortec Motorsport	GBR	Calan Williams	AUS			Dallara F317 HWA	Fortec Motorsport	238.9	17	238.9	20	238.4	19	238.4	21	237.8	16	238.5
13	6	Carlin Motorsport	GBR	Ido Cohen	ISR	R	8	Dallara F317 Spiess	Carlin Motorsport	238.4	15	237.8	11	237.8	12	237.8	13	237.3	4	237.8
14	7	Double R	GBR	Jack Doohan	AUS	R	9	Dallara F317 HWA	Double R	238.4	14	237.8	15	237.3	13	236.8	5	236.8	6	237.4
15	11	Carlin Motorsport	GBR	Teppei Natori	JPN	R	10	Dallara F317 Spiess	Carlin Motorsport	238.4	15	238.4	17	237.8	14	237.3	16	236.8	6	237.7
16	20	Fortec Motorsport	GBR	Manuel Maldonado	VEN	R	11	Dallara F317 HWA	Fortec Motorsport	234.2	17	233.2	10	233.2	13	233.2	18	232.7	5	233.3



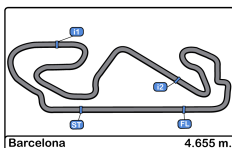


Circuito de Barcelona
Euroformula Open
Free Practice - 2
Fastest Laps Sequence



Lap	Time of Day	Session Time	Nº	Entrant	Nat	Driver	Nat	Cat	Chassis - Engine	Team	Time	Km/h
2	14:55:32.637	20:32.637	99	Drivex School	ESP	Rui Andrade	AGO	R	Dallara F317 HWA	Drivex School	1:41.633	164.8
2	14:55:52.010	20:52.010	7	Double R	GBR	Jack Doohan	AUS	R	Dallara F317 HWA	Double R	1:39.837	167.8
3	14:57:30.903	22:30.903	7	Double R	GBR	Jack Doohan	AUS	R	Dallara F317 HWA	Double R	1:38.893	169.4
3	14:58:00.542	23:00.542	63	Carlin Motorsport	GBR	Nicolai Kjaergaard	DNK	R	Dallara F317 Spiess	Carlin Motorsport	1:38.787	169.6
4	14:59:09.133	24:09.133	7	Double R	GBR	Jack Doohan	AUS	R	Dallara F317 HWA	Double R	1:38.230	170.5
4	15:00:36.436	25:36.436	33	Team Motopark	DEU	Marino Sato	JPN		Dallara F317 Spiess	Team Motopark	1:37.859	171.2
5	15:02:14.279	27:14.279	33	Team Motopark	DEU	Marino Sato	JPN		Dallara F317 Spiess	Team Motopark	1:37.843	171.2
6	15:03:21.641	28:21.641	63	Carlin Motorsport	GBR	Nicolai Kjaergaard	DNK	R	Dallara F317 Spiess	Carlin Motorsport	1:37.412	172.0
10	15:14:36.076	39:36.076	11	Carlin Motorsport	GBR	Teppei Natori	JPN	R	Dallara F317 Spiess	Carlin Motorsport	1:37.395	172.0
13	15:19:06.091	44:06.091	8	Teo Martin Motorsport	ESP	Lukas Dunner	AUT		Dallara F317 HWA	Teo Martin Motorsport	1:37.301	172.2
13	15:22:05.768	47:05.768	7	Double R	GBR	Jack Doohan	AUS	R	Dallara F317 HWA	Double R	1:37.240	172.3
12	15:22:07.965	47:07.965	63	Carlin Motorsport	GBR	Nicolai Kjaergaard	DNK	R	Dallara F317 Spiess	Carlin Motorsport	1:37.000	172.7
14	15:25:26.961	50:26.961	63	Carlin Motorsport	GBR	Nicolai Kjaergaard	DNK	R	Dallara F317 Spiess	Carlin Motorsport	1:36.831	173.0
16	15:28:40.512	53:40.512	63	Carlin Motorsport	GBR	Nicolai Kjaergaard	DNK	R	Dallara F317 Spiess	Carlin Motorsport	1:36.650	173.3





Circuito de Barcelona
Euroformula Open
Free Practice - 2
Event Best Maximum Speed



Nº	Entrant	Nat	Driver	Nat	Cat	Clas	Chassis - Engine	Team	Km/h	Session
33	Team Motopark	DEU	Marino Sato	JPN			Dallara F317 Spiess	Team Motopark	242.1	Free Practice - 1
14	Team Motopark	DEU	Yuki Tsunoda	JPN	R	1	Dallara F317 Spiess	Team Motopark	242.1	Free Practice - 2
63	Carlin Motorsport	GBR	Nicolai Kjaergaard	DNK	R	2	Dallara F317 Spiess	Carlin Motorsport	240.5	Free Practice - 1
31	Carlin Motorsport	GBR	Billy Monger	GBR	R	3	Dallara F317 Spiess	Carlin Motorsport	240.5	Free Practice - 1
18	Team Motopark	DEU	Niklas Krütten	DEU	R	4	Dallara F317 Spiess	Team Motopark	240.5	Free Practice - 1
25	Team Motopark	DEU	Cameron Das	USA			Dallara F317 Spiess	Team Motopark	240.5	Free Practice - 2
99	Drivex School	ESP	Rui Andrade	AGO	R	5	Dallara F317 HWA	Drivex School	240.0	Free Practice - 1
21	Fortec Motorsport	GBR	Calan Williams	AUS			Dallara F317 HWA	Fortec Motorsport	240.0	Free Practice - 1
6	Carlin Motorsport	GBR	Ido Cohen	ISR	R	6	Dallara F317 Spiess	Carlin Motorsport	240.0	Free Practice - 1
8	Teo Martin Motorsport	ESP	Lukas Dunner	AUT			Dallara F317 HWA	Teo Martin Motorsport	240.0	Free Practice - 1
30	Team Motopark	DEU	Liam Lawson	NZL	R	7	Dallara F317 Spiess	Team Motopark	240.0	Free Practice - 2
26	Double R	GBR	Linus Lundqvist	SWE	R	8	Dallara F317 HWA	Double R	240.0	Free Practice - 2
11	Carlin Motorsport	GBR	Teppey Natori	JPN	R	9	Dallara F317 Spiess	Carlin Motorsport	239.4	Free Practice - 1
12	Carlin Motorsport	GBR	Christian Hahn	BRA			Dallara F317 Spiess	Carlin Motorsport	238.9	Free Practice - 2
7	Double R	GBR	Jack Doohan	AUS	R	10	Dallara F317 HWA	Double R	238.4	Free Practice - 2
20	Fortec Motorsport	GBR	Manuel Maldonado	VEN	R	11	Dallara F317 HWA	Fortec Motorsport	236.3	Free Practice - 1





Circuit de Barcelona
Euroformula Open
Free Practice - 2
Pit Stop Analysis



6 Ido Cohen R Carlin Motorsport
Dallara F317 Spiess

Nr.	In Day Time	In Time	Out Time	Pit Time	T. Pit Time	Handicap	Penalty
1	15:04:49.195	15:04:49.195	15:14:31.154	9:41.959	9:41.959		
2	15:25:18.099	15:25:18.099	15:29:16.904	3:58.805	13:40.764		

7 Jack Doohan R Double R
Dallara F317 HWA

Nr.	In Day Time	In Time	Out Time	Pit Time	T. Pit Time	Handicap	Penalty
1	15:05:43.498	15:05:43.498	15:13:38.436	7:54.938	7:54.938		
2	15:25:26.957	15:25:26.957	15:28:22.980	2:56.023	10:50.961		
3	15:30:24.802	15:30:24.802	15:30:54.355	29.553	11:20.514		

8 Lukas Dunner Teo Martin Motorsport
Dallara F317 HWA

Nr.	In Day Time	In Time	Out Time	Pit Time	T. Pit Time	Handicap	Penalty
1	15:05:09.321	15:05:09.321	15:08:50.383	3:41.062	3:41.062		
2	15:20:48.953	15:20:48.953	15:24:57.783	4:08.830	7:49.892		

11 Teppei Natori R Carlin Motorsport
Dallara F317 Spiess

Nr.	In Day Time	In Time	Out Time	Pit Time	T. Pit Time	Handicap	Penalty
1	15:03:12.088	15:03:12.088	15:07:42.684	4:30.596	4:30.596		
2	15:26:53.676	15:26:53.676	15:28:40.578	1:46.902	6:17.498		
3	15:30:29.135	15:30:29.135	15:31:00.497	31.362	6:48.860		

12 Christian Hahn Carlin Motorsport
Dallara F317 Spiess

Nr.	In Day Time	In Time	Out Time	Pit Time	T. Pit Time	Handicap	Penalty
1	14:54:17.612	14:54:17.612	14:54:46.891	29.279	29.279		
2	15:05:21.415	15:05:21.415	15:18:16.110	12:54.695	13:23.974		

14 Yuki Tsunoda R Team Motopark
Dallara F317 Spiess

Nr.	In Day Time	In Time	Out Time	Pit Time	T. Pit Time	Handicap	Penalty
1	14:56:45.368	14:56:45.368	14:57:12.463	27.095	27.095		
2	14:59:20.769	14:59:20.769	14:59:44.313	23.544	50.639		
3	15:01:40.334	15:01:40.334	15:03:31.980	1:51.646	2:42.285		

18 Niklas Krütten R Team Motopark
Dallara F317 Spiess

Nr.	In Day Time	In Time	Out Time	Pit Time	T. Pit Time	Handicap	Penalty
1	14:54:10.492	14:54:10.492	14:54:36.104	25.612	25.612		
2	14:56:39.680	14:56:39.680	14:57:04.201	24.521	50.133		
3	15:00:44.154	15:00:44.154	15:01:08.127	23.973	1:14.106		
4	15:03:16.536	15:03:16.536	15:05:36.223	2:19.687	3:33.793		
5	15:17:35.068	15:17:35.068	15:18:00.968	25.900	3:59.693		
6	15:20:10.016	15:20:10.016	15:22:56.619	2:46.603	6:46.296		

20 Manuel Maldonado R Fortec Motorsport
Dallara F317 HWA

Nr.	In Day Time	In Time	Out Time	Pit Time	T. Pit Time	Handicap	Penalty
1	15:02:56.407	15:02:56.407	15:05:28.713	2:32.306	2:32.306		
2	15:17:31.657	15:17:31.657	15:21:09.760	3:38.103	6:10.409		

21 Calan Williams Fortec Motorsport
Dallara F317 HWA

Nr.	In Day Time	In Time	Out Time	Pit Time	T. Pit Time	Handicap	Penalty
1	15:03:08.213	15:03:08.213	15:08:40.806	5:32.593	5:32.593		

25 Cameron Das Team Motopark
Dallara F317 Spiess

Nr.	In Day Time	In Time	Out Time	Pit Time	T. Pit Time	Handicap	Penalty
1	15:08:12.399	15:08:12.399	15:14:45.517	6:33.118	6:33.118		
2	15:26:55.507	15:26:55.507	15:28:09.745	1:14.238	7:47.356		
3	15:30:06.502	15:30:06.502	15:30:33.724	27.222	8:14.578		

26 Linus Lundqvist R Double R
Dallara F317 HWA

Nr.	In Day Time	In Time	Out Time	Pit Time	T. Pit Time	Handicap	Penalty
1	14:54:16.600	14:54:16.600	14:54:43.356	26.756	26.756		
2	15:18:10.129	15:18:10.129	15:22:50.663	4:40.534	5:07.290		

30 Liam Lawson R Team Motopark
Dallara F317 Spiess

Nr.	In Day Time	In Time	Out Time	Pit Time	T. Pit Time	Handicap	Penalty
1	14:55:41.048	14:55:41.048	14:56:09.426	28.378	28.378		
2	15:09:33.824	15:09:33.824	15:15:19.763	5:45.939	6:14.317		
3	15:17:29.900	15:17:29.900	15:17:55.126	25.226	6:39.543		

31 Billy Monger R Carlin Motorsport
Dallara F317 Spiess

Nr.	In Day Time	In Time	Out Time	Pit Time	T. Pit Time	Handicap	Penalty
1	15:04:41.016	15:04:41.016	15:12:42.973	8:01.957	8:01.957		
2	15:23:25.736	15:23:25.736	15:27:57.869	4:32.133	12:34.090		

33 Marino Sato Team Motopark
Dallara F317 Spiess

Nr.	In Day Time	In Time	Out Time	Pit Time	T. Pit Time	Handicap	Penalty
1	15:10:30.999	15:10:30.999	15:14:56.164	4:25.165	4:25.165		
2	15:28:49.522	15:28:49.522	15:30:31.631	1:42.109	6:07.274		

63 Nicolai Kjaergaard R Carlin Motorsport
Dallara F317 Spiess

Nr.	In Day Time	In Time	Out Time	Pit Time	T. Pit Time	Handicap	Penalty
1	15:06:42.160	15:06:42.160	15:15:14.660	8:32.500	8:32.500		

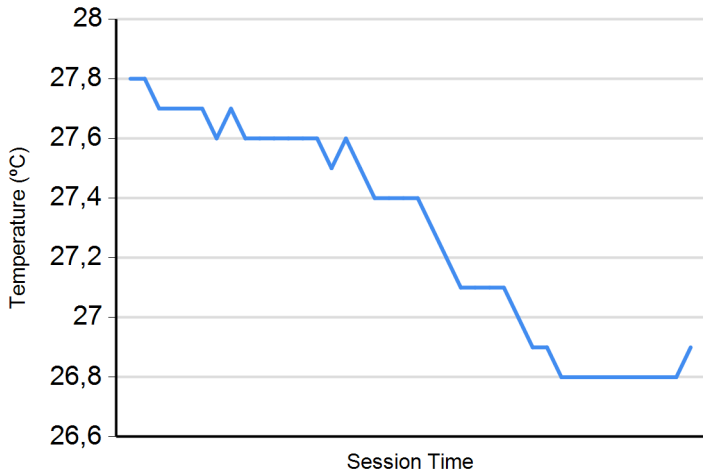
99 Rui Andrade R Drivex School
Dallara F317 HWA

Nr.	In Day Time	In Time	Out Time	Pit Time	T. Pit Time	Handicap	Penalty
1	15:02:26.038	15:02:26.038	15:04:49.631	2:23.593	2:23.593		
2	15:16:38.832	15:16:38.832	15:20:16.285	3:37.453	6:01.046		

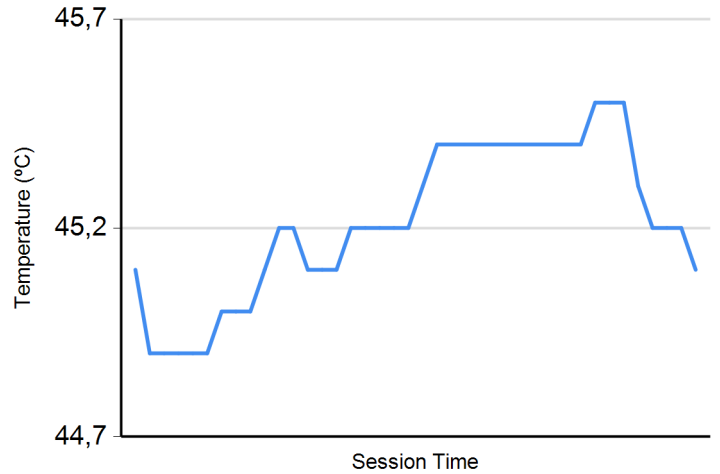




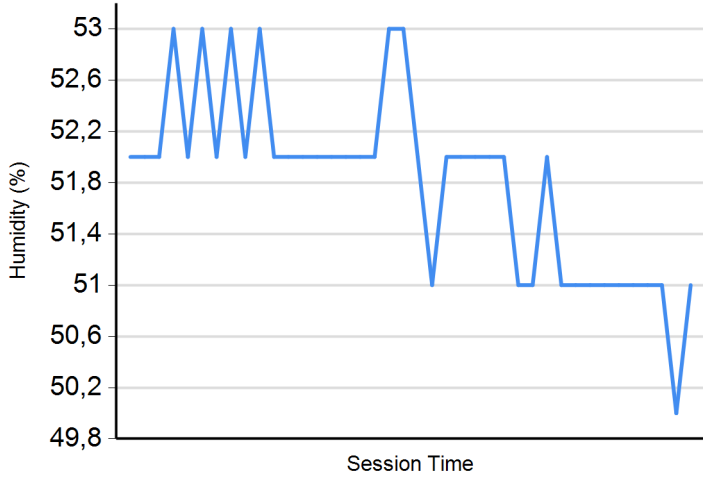
Air Temperature



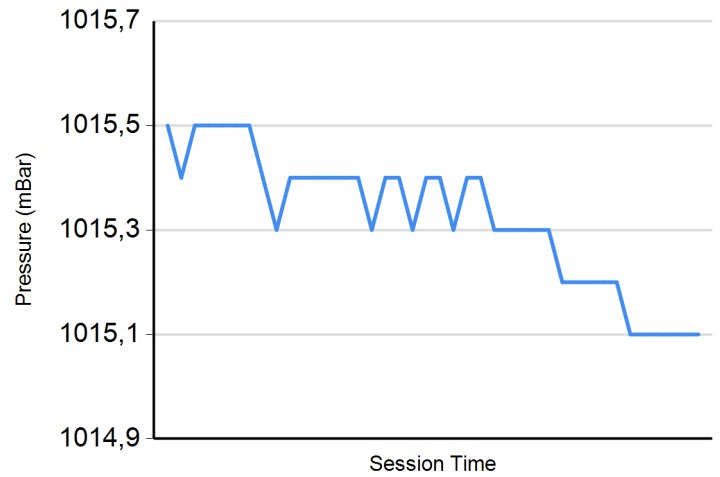
Track Temperature



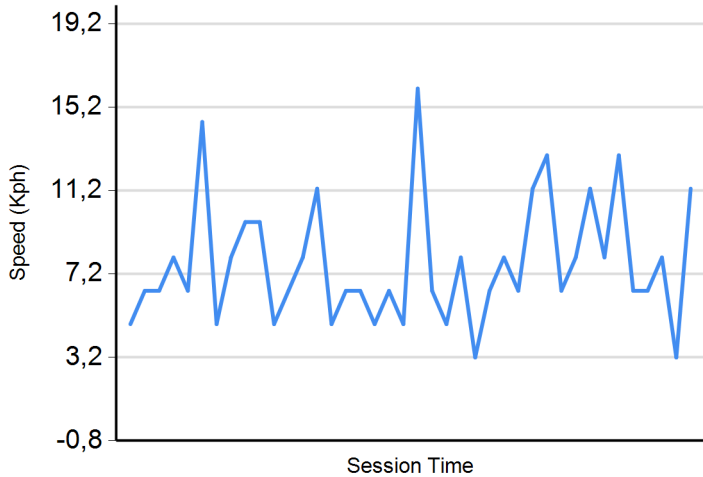
Humidity



Pressure

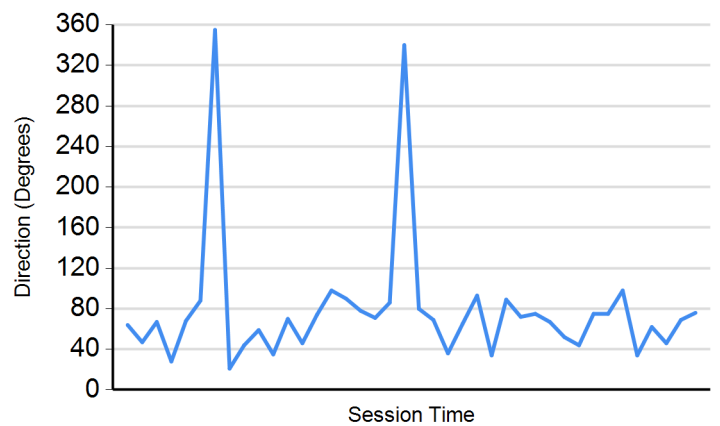


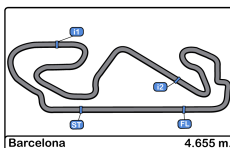
Wind Speed



Wind direction

North = 0°/360° Est = 90° South = 180° West = 270°






Circuito de Barcelona
Euroformula Open
Free Practice 1 - 2
Combined Results



Cls	Nº	Entrant	Nat	Driver	Nat	Cat	Cls	Chassis - Engine	Team	Laps	Free Practice - 1	Free Practice - 2	Best	Gap	Interval	Km/h		
1	31	Carlin Motorsport	GBR	Billy Monger	GBR	R	1	Dallara F317 Spiess	Carlin Motorsport	32	1:36.626	13	1:37.439	15	1:36.626	173.4		
2	63	Carlin Motorsport	GBR	Nicolai Kjaergaard	DNK	R	2	Dallara F317 Spiess	Carlin Motorsport	31	1:36.919	12	1:36.650	16	1:36.650	0.024	0.024	173.3
3	26	Double R	GBR	Linus Lundqvist	SWE	R	3	Dallara F317 HWA	Double R	37	1:36.715	13	1:37.217	20	1:36.715	0.089	0.065	173.2
4	8	Teo Martin Motorsport	ESP	Lukas Dunner	AUT			Dallara F317 HWA	Teo Martin Motorsport	32	1:36.852	10	1:36.760	18	1:36.760	0.134	0.045	173.1
5	12	Carlin Motorsport	GBR	Christian Hahn	BRA			Dallara F317 Spiess	Carlin Motorsport	29	1:37.492	5	1:37.040	14	1:37.040	0.414	0.280	172.6
6	6	Carlin Motorsport	GBR	Ido Cohen	ISR	R	4	Dallara F317 Spiess	Carlin Motorsport	26	1:37.200	9	1:38.608	10	1:37.200	0.574	0.160	172.4
7	7	Double R	GBR	Jack Doohan	AUS	R	5	Dallara F317 HWA	Double R	29	1:37.714	11	1:37.240	13	1:37.240	0.614	0.040	172.3
8	30	Team Motopark	DEU	Liam Lawson	NZL	R	6	Dallara F317 Spiess	Team Motopark	31	1:37.271	11	1:37.573	13	1:37.271	0.645	0.031	172.2
9	14	Team Motopark	DEU	Yuki Tsunoda	JPN	R	7	Dallara F317 Spiess	Team Motopark	34	1:37.349	10	1:37.597	11	1:37.349	0.723	0.078	172.1
10	18	Team Motopark	DEU	Niklas Krütten	DEU	R	8	Dallara F317 Spiess	Team Motopark	35	1:37.765	12	1:37.379	18	1:37.379	0.753	0.030	172.0
11	11	Carlin Motorsport	GBR	Teppei Natori	JPN	R	9	Dallara F317 Spiess	Carlin Motorsport	32	1:37.596	10	1:37.395	10	1:37.395	0.769	0.016	172.0
12	33	Team Motopark	DEU	Marino Sato	JPN			Dallara F317 Spiess	Team Motopark	32	1:37.499	8	1:37.841	9	1:37.499	0.873	0.104	171.8
13	21	Fortec Motorsport	GBR	Calan Williams	AUS			Dallara F317 HWA	Fortec Motorsport	35	1:37.512	11	1:38.003	18	1:37.512	0.886	0.013	171.8
14	20	Fortec Motorsport	GBR	Manuel Maldonado	VEN	R	10	Dallara F317 HWA	Fortec Motorsport	32	1:38.058	13	1:37.683	16	1:37.683	1.057	0.171	171.5
15	99	Drivex School	ESP	Rui Andrade	AGO	R	11	Dallara F317 HWA	Drivex School	28	1:38.518	4	1:37.906	20	1:37.906	1.280	0.223	171.1
16	25	Team Motopark	DEU	Cameron Das	USA			Dallara F317 Spiess	Team Motopark	31	1:38.151	6	1:38.009	13	1:38.009	1.383	0.103	170.9

Published at:.....

Stewards:	Race Director:	Timekeeper: 
------------------	-----------------------	--

