

Circuito de Barcelona
Euroformula Open
Race - 1
Provisional Results



Cls	Nº	Entrant	Nat	Driver	Nat	Cat	Cls	Chassis - Engine	Team	Laps	Total Time	Gap	Interval	Km/h	Best	Time	Km/h
1	30	Team Motopark	DEU	Liam Lawson	NZL	R	1	Dallara F317 Spiess	Team Motopark	17	33:03.403			143.6	5	1:55.172	145.5
2	63	Carlin Motorsport	GBR	Nicolai Kjaergaard	DNK	R	2	Dallara F317 Spiess	Carlin Motorsport	17	33:05.655	2.252	2.252	143.4	3	1:55.671	144.8
3	26	Double R	GBR	Linus Lundqvist	SWE	R	3	Dallara F317 HWA	Double R	17	33:10.468	7.065	4.813	143.1	5	1:55.917	144.5
4	12	Carlin Motorsport	GBR	Christian Hahn	BRA			Dallara F317 Spiess	Carlin Motorsport	17	33:10.872	7.469	0.404	143.0	12	1:55.776	144.7
5	31	Carlin Motorsport	GBR	Billy Monger	GBR	R	4	Dallara F317 Spiess	Carlin Motorsport	17	33:15.110	11.707	4.238	142.7	6	1:55.959	144.5
6	8	Teo Martin Motorsport	ESP	Lukas Dunner	AUT			Dallara F317 HWA	Teo Martin Motorsport	17	33:23.073	19.670	7.963	142.2	15	1:56.750	143.5
7	6	Carlin Motorsport	GBR	Ido Cohen	ISR	R	5	Dallara F317 Spiess	Carlin Motorsport	17	33:26.516	23.113	3.443	141.9	14	1:56.602	143.7
8	25	Team Motopark	DEU	Cameron Das	USA			Dallara F317 Spiess	Team Motopark	17	33:30.097	26.694	3.581	141.7	7	1:56.232	144.1
9	11	Carlin Motorsport	GBR	Teppei Natori	JPN	R	6	Dallara F317 Spiess	Carlin Motorsport	17	33:34.478	31.075	4.381	141.4	11	1:56.348	144.0
10	33	Team Motopark	DEU	Marino Sato	JPN			Dallara F317 Spiess	Team Motopark	17	33:39.435	36.032	4.957	141.0	10	1:56.581	143.7
11	14	Team Motopark	DEU	Yuki Tsunoda	JPN	R	7	Dallara F317 Spiess	Team Motopark	17	33:43.003	39.600	3.568	140.8	4	1:56.068	144.3
12	18	Team Motopark	DEU	Niklas Krütten	DEU	R	8	Dallara F317 Spiess	Team Motopark	17	33:44.929	41.526	1.926	140.6	14	1:57.004	143.2
13	99	Drivex School	ESP	Rui Andrade	AGO	R	9	Dallara F317 HWA	Drivex School	17	33:49.136	45.733	4.207	140.3	6	1:57.379	142.7
14	21	Fortec Motorsport	GBR	Calan Williams	AUS			Dallara F317 HWA	Fortec Motorsport	17	33:53.302	49.899	4.166	140.1	15	1:57.614	142.4
15	7	Double R	GBR	Jack Doohan	AUS	R	10	Dallara F317 HWA	Double R	17	34:08.719	1:05.316	15.417	139.0	5	1:58.991	140.8

Fastest lap Liam Lawson in 1:55.172 at 145.5 Km/h in lap 5

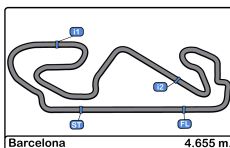
DRIVE THROUGH CAR 14 STARTING PROCEDURE DONE DURING THE RACE

Published at:.....

Track Temp: **21.2 °C** Air Temp: **19.9 °C** Humidity: **90 %** Track Status: **WET**

Stewards:	Race Director:	Timekeeper: 
------------------	-----------------------	--





Circuito de Barcelona
Euroformula Open
Race - 1
Provisional Results by Class




Cls	Nº	Entrant	Nat	Driver	Nat	Cat	Cls	Chassis - Engine	Team	Laps	Total Time	Gap	Interval	Km/h	Best	Time	Km/h
1	12	Carlin Motorsport	GBR	Christian Hahn	BRA			Dallara F317 Spiess	Carlin Motorsport	17	33:10.872			143.0	12	1:55.776	144.7
2	8	Teo Martin Motorsport	ESP	Lukas Dunner	AUT			Dallara F317 HWA	Teo Martin Motorsport	17	33:23.073	19.670	12.201	142.2	15	1:56.750	143.5
3	25	Team Motopark	DEU	Cameron Das	USA			Dallara F317 Spiess	Team Motopark	17	33:30.097	26.694	7.024	141.7	7	1:56.232	144.1
4	33	Team Motopark	DEU	Marino Sato	JPN			Dallara F317 Spiess	Team Motopark	17	33:39.435	36.032	9.338	141.0	10	1:56.581	143.7
5	21	Fortec Motorsport	GBR	Calan Williams	AUS			Dallara F317 HWA	Fortec Motorsport	17	33:53.302	49.899	13.867	140.1	15	1:57.614	142.4
Rookie																	
1	30	Team Motopark	DEU	Liam Lawson	NZL	R	1	Dallara F317 Spiess	Team Motopark	17	33:03.403			143.6	5	1:55.172	145.5
2	63	Carlin Motorsport	GBR	Nicolai Kjaergaard	DNK	R	2	Dallara F317 Spiess	Carlin Motorsport	17	33:05.655	2.252	2.252	143.4	3	1:55.671	144.8
3	26	Double R	GBR	Linus Lundqvist	SWE	R	3	Dallara F317 HWA	Double R	17	33:10.468	7.065	4.813	143.1	5	1:55.917	144.5
4	31	Carlin Motorsport	GBR	Billy Monger	GBR	R	4	Dallara F317 Spiess	Carlin Motorsport	17	33:15.110	11.707	4.642	142.7	6	1:55.959	144.5
5	6	Carlin Motorsport	GBR	Ido Cohen	ISR	R	5	Dallara F317 Spiess	Carlin Motorsport	17	33:26.516	23.113	11.406	141.9	14	1:56.602	143.7
6	11	Carlin Motorsport	GBR	Teppei Natori	JPN	R	6	Dallara F317 Spiess	Carlin Motorsport	17	33:34.478	31.075	7.962	141.4	11	1:56.348	144.0
7	14	Team Motopark	DEU	Yuki Tsunoda	JPN	R	7	Dallara F317 Spiess	Team Motopark	17	33:43.003	39.600	8.525	140.8	4	1:56.068	144.3
8	18	Team Motopark	DEU	Niklas Krütten	DEU	R	8	Dallara F317 Spiess	Team Motopark	17	33:44.929	41.526	1.926	140.6	14	1:57.004	143.2
9	99	Drivex School	ESP	Rui Andrade	AGO	R	9	Dallara F317 HWA	Drivex School	17	33:49.136	45.733	4.207	140.3	6	1:57.379	142.7
10	7	Double R	GBR	Jack Doohan	AUS	R	10	Dallara F317 HWA	Double R	17	34:08.719	1:05.316	19.583	139.0	5	1:58.991	140.8

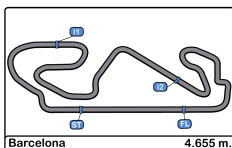
Fastest lap Liam Lawson in 1:55.172 at 145.5 Km/h in lap 5

Published at:.....

Track Temp: **21.2 °C** Air Temp: **19.9 °C** Humidity: **90 %** Track Status: **WET**

Stewards:	Race Director:	Timekeeper: 
------------------	-----------------------	--





Circuito de Barcelona

Euroformula Open

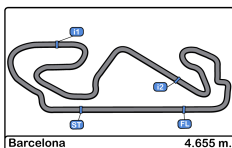
Race - 1

Provisional Classification by Driver Fastest Lap



Clas	Nº	Entrant	Nat	Driver	Nat	Cat	Clas	Chassis - Engine	Team	Laps	Best	Time	Gap	Interval	Km/h		
1	30	Team Motopark		DEU	Liam Lawson		NZL	R	1	Dallara F317 Spiess	Team Motopark	17	5	1:55.172		145.5	
2	63	Carlin Motorsport		GBR	Nicolai Kjaergaard		DNK	R	2	Dallara F317 Spiess	Carlin Motorsport	17	3	1:55.671	0.499	0.499	144.8
3	12	Carlin Motorsport		GBR	Christian Hahn		BRA			Dallara F317 Spiess	Carlin Motorsport	17	12	1:55.776	0.604	0.105	144.7
4	26	Double R		GBR	Linus Lundqvist		SWE	R	3	Dallara F317 HWA	Double R	17	5	1:55.917	0.745	0.141	144.5
5	31	Carlin Motorsport		GBR	Billy Monger		GBR	R	4	Dallara F317 Spiess	Carlin Motorsport	17	6	1:55.959	0.787	0.042	144.5
6	14	Team Motopark		DEU	Yuki Tsunoda		JPN	R	5	Dallara F317 Spiess	Team Motopark	17	4	1:56.068	0.896	0.109	144.3
7	25	Team Motopark		DEU	Cameron Das		USA			Dallara F317 Spiess	Team Motopark	17	7	1:56.232	1.060	0.164	144.1
8	11	Carlin Motorsport		GBR	Teppei Natori		JPN	R	6	Dallara F317 Spiess	Carlin Motorsport	17	11	1:56.348	1.176	0.116	144.0
9	33	Team Motopark		DEU	Marino Sato		JPN			Dallara F317 Spiess	Team Motopark	17	10	1:56.581	1.409	0.233	143.7
10	6	Carlin Motorsport		GBR	Ido Cohen		ISR	R	7	Dallara F317 Spiess	Carlin Motorsport	17	14	1:56.602	1.430	0.021	143.7
11	8	Teo Martin Motorsport		ESP	Lukas Dunner		AUT			Dallara F317 HWA	Teo Martin Motorsport	17	15	1:56.750	1.578	0.148	143.5
12	18	Team Motopark		DEU	Niklas Krütten		DEU	R	8	Dallara F317 Spiess	Team Motopark	17	14	1:57.004	1.832	0.254	143.2
13	99	Drivex School		ESP	Rui Andrade		AGO	R	9	Dallara F317 HWA	Drivex School	17	6	1:57.379	2.207	0.375	142.7
14	21	Fortec Motorsport		GBR	Calan Williams		AUS			Dallara F317 HWA	Fortec Motorsport	17	15	1:57.614	2.442	0.235	142.4
15	7	Double R		GBR	Jack Doohan		AUS	R	10	Dallara F317 HWA	Double R	17	5	1:58.991	3.819	1.377	140.8





Circuito de Barcelona
Euroformula Open
Race - 1
Distance and Speed Average



Clas	Nº	Entrant	Nat	Driver	Nat	Cat	Clas	Chassis - Engine	Team	Laps	Distance	Total Time	Km/h
1	30	Team Motopark	DEU	Liam Lawson	NZL	R	1	Dallara F317 Spiess	Team Motopark	17	79.13	33:03.403	143.6
2	63	Carlin Motorsport	GBR	Nicolai Kjaergaard	DNK	R	2	Dallara F317 Spiess	Carlin Motorsport	17	79.13	33:05.655	143.4
3	26	Double R	GBR	Linus Lundqvist	SWE	R	3	Dallara F317 HWA	Double R	17	79.13	33:10.468	143.1
4	12	Carlin Motorsport	GBR	Christian Hahn	BRA			Dallara F317 Spiess	Carlin Motorsport	17	79.13	33:10.872	143.0
5	31	Carlin Motorsport	GBR	Billy Monger	GBR	R	4	Dallara F317 Spiess	Carlin Motorsport	17	79.13	33:15.110	142.7
6	8	Teo Martin Motorsport	ESP	Lukas Dunner	AUT			Dallara F317 HWA	Teo Martin Motorsport	17	79.13	33:23.073	142.2
7	6	Carlin Motorsport	GBR	Ido Cohen	ISR	R	5	Dallara F317 Spiess	Carlin Motorsport	17	79.13	33:26.516	141.9
8	25	Team Motopark	DEU	Cameron Das	USA			Dallara F317 Spiess	Team Motopark	17	79.13	33:30.097	141.7
9	11	Carlin Motorsport	GBR	Teppei Natori	JPN	R	6	Dallara F317 Spiess	Carlin Motorsport	17	79.13	33:34.478	141.4
10	33	Team Motopark	DEU	Marino Sato	JPN			Dallara F317 Spiess	Team Motopark	17	79.13	33:39.435	141.0
11	14	Team Motopark	DEU	Yuki Tsunoda	JPN	R	7	Dallara F317 Spiess	Team Motopark	17	79.13	33:43.003	140.8
12	18	Team Motopark	DEU	Niklas Krütten	DEU	R	8	Dallara F317 Spiess	Team Motopark	17	79.13	33:44.929	140.6
13	99	Drivex School	ESP	Rui Andrade	AGO	R	9	Dallara F317 HWA	Drivex School	17	79.13	33:49.136	140.3
14	21	Fortec Motorsport	GBR	Calan Williams	AUS			Dallara F317 HWA	Fortec Motorsport	17	79.13	33:53.302	140.1
15	7	Double R	GBR	Jack Doohan	AUS	R	10	Dallara F317 HWA	Double R	17	79.13	34:08.719	139.0





Circuit de Barcelona
Euroformula Open
Race - 1
Lap Analysis



6

Ido Cohen

Dallara F317 Spiess **8**

Lukas Dunner

Dallara F317 HWA

R

Carlin Motorsport

Teo Martin Motorsport

Lap	D	Time	Sector 1	Sector 2	Sector 3	T. Spd	Elapsed	Lap	D	Time	Sector 1	Sector 2	Sector 3	T. Spd	Elapsed
1		2:07.862	40.245	46.046	41.571	179.1	2:07.862	1		2:06.865	39.268	46.007	41.590	204.5	2:06.865
2		1:59.631	34.516	44.686	40.429	231.7	4:07.493	2		1:58.660	33.977	44.777	39.906	227.8	4:05.525
3		1:58.594	34.240	44.261	40.093	227.3	6:06.087	3		1:57.633	33.309	44.419	39.905	229.2	6:03.158
4		1:57.828	33.990	44.620	39.218	235.2	8:03.915	4		1:57.055	33.125	44.365	39.565	229.7	8:00.213
5		1:57.671	33.476	44.447	39.748	234.7	10:01.586	5		1:56.763	32.986	44.306	39.471	231.7	9:56.976
6		1:56.997	33.123	44.401	39.473	232.7	11:58.583	6		1:57.025	32.978	44.254	39.793	230.7	11:54.001
7		1:56.777	33.060	44.186	39.531	233.2	13:55.360	7		1:56.822	32.811	44.258	39.753	230.7	13:50.823
8		1:56.889	33.084	44.278	39.527	233.2	15:52.249	8		1:57.145	33.031	44.241	39.873	230.7	15:47.968
9		1:58.363	34.313	44.359	39.691	231.7	17:50.612	9		1:57.848	33.085	44.547	40.216	229.7	17:45.816
10		1:57.067	33.178	44.171	39.718	233.2	19:47.679	10		1:57.385	33.200	44.073	40.112	230.2	19:43.201
11		1:56.867	32.954	44.209	39.704	231.7	21:44.546	11		1:57.203	33.341	44.139	39.723	229.2	21:40.404
12		1:56.752	33.010	44.204	39.538	231.2	23:41.298	12		1:57.007	33.152	43.930	39.925	228.8	23:37.411
13		1:57.174	33.177	44.185	39.812	231.7	25:38.472	13		1:57.295	33.199	44.012	40.084	229.2	25:34.706
14		1:56.602	33.113	44.001	39.488	231.2	27:35.074	14		1:57.086	33.116	44.186	39.784	229.2	27:31.792
15		1:56.943	33.024	44.147	39.772	232.7	29:32.017	15		1:56.750	33.151	43.887	39.712	230.2	29:28.542
16		1:57.736	33.363	44.834	39.539	234.7	31:29.753	16		1:56.789	33.181	43.939	39.669	230.7	31:25.331
17		1:56.763	32.833	44.263	39.667	235.2	33:26.516	17		1:57.742	33.236	44.169	40.337	231.2	33:23.073

7

Jack Doohan

Dallara F317 HWA **11**

Teppej Natori

Dallara F317 Spiess

R

Double R

R

Carlin Motorsport

Lap	D	Time	Sector 1	Sector 2	Sector 3	T. Spd	Elapsed	Lap	D	Time	Sector 1	Sector 2	Sector 3	T. Spd	Elapsed
1		2:09.026	40.908	45.736	42.382	180.3	2:09.026	1		2:07.947	42.046	44.934	40.967	177.9	2:07.947
2		2:00.238	34.833	44.756	40.649	220.4	4:09.264	2		1:58.126	34.116	44.139	39.871	231.7	4:06.073
3		1:59.568	34.393	44.758	40.417	227.3	6:08.832	3		1:57.704	33.315	44.491	39.898	231.7	6:03.777
4		1:59.044	33.808	44.831	40.405	229.7	8:07.876	4		2:08.437	33.570	55.478	39.389	233.2	8:12.214
5		1:58.991	33.853	44.831	40.307	230.7	10:06.867	5		1:57.753	33.336	44.353	40.064	235.2	10:09.967
6		1:59.060	33.662	45.069	40.329	229.7	12:05.927	6		1:57.625	33.495	44.094	40.036	235.8	12:07.592
7		1:59.179	33.767	44.771	40.641	231.7	14:05.106	7		1:57.757	33.316	44.298	40.143	234.7	14:05.349
8		1:59.285	34.042	44.662	40.581	230.2	16:04.391	8		1:59.103	34.065	44.846	40.192	232.7	16:04.452
9		2:07.097	34.203	52.330	40.564	227.8	18:11.488	9		1:56.787	33.601	43.659	39.527	232.7	18:01.239
10		1:59.636	33.902	44.933	40.801	230.2	20:11.124	10		1:56.459	33.463	43.572	39.424	230.7	19:57.698
11		1:59.643	33.889	44.783	40.971	229.2	22:10.767	11		1:56.348	33.198	43.406	39.744	231.2	21:54.046
12		1:59.211	33.733	44.709	40.769	230.2	24:09.978	12		1:56.580	33.072	43.730	39.778	230.7	23:50.626
13		1:59.508	33.828	44.890	40.790	229.7	26:09.486	13		1:56.836	33.329	43.551	39.956	231.2	25:47.462
14		1:59.642	33.713	45.096	40.833	229.7	28:09.128	14		1:56.562	33.156	43.493	39.913	229.7	27:44.024
15		1:59.946	33.784	45.166	40.996	229.7	30:09.074	15		1:57.061	32.930	43.918	40.213	229.7	29:41.085
16		1:59.599	33.787	44.895	40.917	230.2	32:08.673	16		1:56.948	33.174	43.836	39.938	230.2	31:38.033
17		2:00.046	33.675	45.119	41.252	231.2	34:08.719	17		1:56.445	33.061	43.629	39.755	231.2	33:34.478





Circuit de Barcelona
Euroformula Open
Race - 1
Lap Analysis



12

Christian Hahn

Dallara F317 Spiess

18

Niklas Krütten

Dallara F317 Spiess

Carlin Motorsport

R

Team Motopark

Lap	D	Time	Sector 1	Sector 2	Sector 3	T. Spd	Elapsed	Lap	D	Time	Sector 1	Sector 2	Sector 3	T. Spd	Elapsed
1		2:03.779	38.838	44.931	40.010	196.3	2:03.779	1		2:09.510	41.274	46.805	41.431	186.5	2:09.510
2		1:58.589	34.101	44.991	39.497	228.3	4:02.368	2		2:00.537	34.722	45.295	40.520	226.8	4:10.047
3		1:56.385	33.656	43.438	39.291	229.7	5:58.753	3		1:59.346	34.084	44.916	40.346	230.7	6:09.393
4		1:55.904	32.820	43.883	39.201	232.7	7:54.657	4		1:59.123	33.952	44.930	40.241	230.2	8:08.516
5		1:57.343	33.331	43.857	40.155	232.2	9:52.000	5		1:59.607	33.591	45.252	40.764	231.2	10:08.123
6		1:55.805	33.215	43.271	39.319	232.7	11:47.805	6		1:58.562	33.709	44.790	40.063	231.2	12:06.685
7		1:56.027	32.748	43.682	39.597	233.7	13:43.832	7		2:00.475	33.678	45.673	41.124	231.7	14:07.160
8		1:56.212	32.998	43.742	39.472	233.2	15:40.044	8		1:58.965	33.759	44.958	40.248	233.2	16:06.125
9		1:56.912	34.073	43.439	39.400	232.2	17:36.956	9		1:58.385	33.377	44.949	40.059	233.2	18:04.510
10		1:55.914	33.016	43.424	39.474	235.2	19:32.870	10		1:57.692	33.459	44.208	40.025	232.2	20:02.202
11		1:56.181	32.883	43.611	39.687	234.2	21:29.051	11		1:57.741	33.368	44.303	40.070	230.2	21:59.943
12		1:55.776	32.852	43.213	39.711	231.7	23:24.827	12		1:57.582	33.381	44.323	39.878	230.7	23:57.525
13		1:57.803	33.393	44.316	40.094	232.7	25:22.630	13		1:58.775	33.336	44.517	40.922	230.7	25:56.300
14		1:57.123	33.303	43.966	39.854	232.7	27:19.753	14		1:57.004	33.218	43.957	39.829	232.2	27:53.304
15		1:58.758	33.131	44.014	41.613	234.7	29:18.511	15		1:57.073	33.355	43.949	39.769	232.2	29:50.377
16		1:55.786	32.932	43.030	39.824	228.8	31:14.297	16		1:57.082	33.058	44.228	39.796	232.2	31:47.459
17		1:56.575	32.903	43.702	39.970	229.7	33:10.872	17		1:57.470	33.159	44.374	39.937	233.2	33:44.929

14

Yuki Tsunoda

Dallara F317 Spiess

21

Calan Williams

Dallara F317 HWA

R

Team Motopark

Fortec Motorsport

Lap	D	Time	Sector 1	Sector 2	Sector 3	T. Spd	Elapsed	Lap	D	Time	Sector 1	Sector 2	Sector 3	T. Spd	Elapsed
1		2:05.688	39.954	45.485	40.249	182.7	2:05.688	1		2:10.037	41.840	46.694	41.503	190.4	2:10.037
2		1:57.461	33.364	44.301	39.796	230.7	4:03.149	2		2:01.274	35.041	45.649	40.584	228.8	4:11.311
3		1:56.453	33.337	43.677	39.439	231.2	5:59.602	3		1:59.589	34.482	44.880	40.227	230.2	6:10.900
4		1:56.068	32.840	43.752	39.476	230.7	7:55.670	4		1:59.349	34.552	44.900	39.897	231.7	8:10.249
5		2:01.068 P	32.925	44.204	43.939	233.7	9:56.738	5		1:59.002	33.845	44.990	40.167	231.7	10:09.251
6		2:15.856	53.100	43.358	39.398	183.0	12:12.594	6		2:01.414	35.926	45.361	40.127	230.7	12:10.665
7		1:56.895	33.086	43.959	39.850	234.7	14:09.489	7		1:59.665	33.890	44.891	40.884	232.7	14:10.330
8		1:58.341	34.433	44.009	39.899	233.7	16:07.830	8		1:59.151	34.219	44.781	40.151	232.7	16:09.481
9		1:58.428	33.633	44.687	40.108	234.7	18:06.258	9		1:58.210	33.701	44.507	40.002	230.7	18:07.691
10		1:58.080	33.441	44.398	40.241	233.7	20:04.338	10		1:58.065	33.403	44.496	40.166	230.7	20:05.756
11		1:57.481	33.313	44.100	40.068	233.7	22:01.819	11		1:58.648	33.431	44.975	40.242	229.7	22:04.404
12		1:57.017	33.431	43.819	39.767	232.2	23:58.836	12		1:58.777	33.883	44.729	40.165	230.2	24:03.181
13		1:56.419	33.338	43.468	39.613	232.7	25:55.255	13		1:58.054	33.591	44.128	40.335	230.7	26:01.235
14		1:56.765	33.123	43.711	39.931	231.2	27:52.020	14		1:57.933	33.350	44.229	40.354	231.7	27:59.168
15		1:56.733	33.123	43.801	39.809	232.7	29:48.753	15		1:57.614	33.256	43.934	40.424	231.2	29:56.782
16		1:56.771	33.261	43.678	39.832	232.2	31:45.524	16		1:57.767	33.300	44.158	40.309	232.7	31:54.549
17		1:57.479	33.271	44.281	39.927	233.7	33:43.003	17		1:58.753	33.470	44.629	40.654	233.7	33:53.302





Circuit de Barcelona
Euroformula Open
Race - 1
Lap Analysis



25

Cameron Das

Dallara F317 Spiess **30**

Liam Lawson

Dallara F317 Spiess

Team Motopark

R

Team Motopark

Lap	D	Time	Sector 1	Sector 2	Sector 3	T. Spd	Elapsed	Lap	D	Time	Sector 1	Sector 2	Sector 3	T. Spd	Elapsed
1		2:10.874	42.957	46.640	41.277	156.2	2:10.874	1		2:04.365	39.449	44.765	40.151	205.3	2:04.365
2		1:59.586	34.468	44.862	40.256	228.8	4:10.460	2		1:57.293	33.807	44.028	39.458	225.0	4:01.658
3		1:59.399	34.527	44.607	40.265	220.4	6:09.859	3		1:55.507	33.213	43.430	38.864	227.8	5:57.165
4		1:59.001	33.788	44.914	40.299	229.7	8:08.860	4		1:55.873	33.108	43.895	38.870	231.2	7:53.038
5		1:58.411	33.448	44.557	40.406	231.2	10:07.271	5		1:55.172	32.828	43.309	39.035	229.7	9:48.210
6		1:56.716	33.518	44.006	39.192	231.7	12:03.987	6		1:55.422	32.821	43.387	39.214	230.2	11:43.632
7		1:56.232	33.272	43.671	39.289	231.7	14:00.219	7		1:55.965	32.936	43.570	39.459	230.2	13:39.597
8		1:56.671	33.387	43.632	39.652	229.7	15:56.890	8		1:56.019	33.040	43.585	39.394	231.7	15:35.616
9		1:56.573	33.256	43.653	39.664	228.8	17:53.463	9		1:56.764	33.248	43.974	39.542	232.7	17:32.380
10		1:56.949	33.326	43.922	39.701	230.2	19:50.412	10		1:57.520	33.240	44.716	39.564	230.7	19:29.900
11		1:57.205	33.287	43.729	40.189	229.7	21:47.617	11		1:56.491	33.045	43.650	39.796	229.7	21:26.391
12		1:56.836	33.364	43.832	39.640	228.3	23:44.453	12		1:57.707	33.086	43.992	40.629	230.2	23:24.098
13		1:56.940	33.333	43.729	39.878	229.2	25:41.393	13		1:56.012	33.289	43.610	39.113	234.2	25:20.110
14		1:56.653	33.351	43.613	39.689	229.2	27:38.046	14		1:55.454	32.930	43.302	39.222	229.2	27:15.564
15		1:56.967	33.243	43.654	40.070	230.2	29:35.013	15		1:55.633	33.023	43.163	39.447	231.7	29:11.197
16		1:57.320	33.252	43.989	40.079	231.2	31:32.333	16		1:56.601	33.167	43.556	39.878	233.2	31:07.798
17		1:57.764	33.319	44.168	40.277	232.7	33:30.097	17		1:55.605	33.202	43.041	39.362	230.2	33:03.403

26

Linus Lundqvist

Dallara F317 HWA **31**

Billy Monger

Dallara F317 Spiess

R

Double R

R

Carlin Motorsport

Lap	D	Time	Sector 1	Sector 2	Sector 3	T. Spd	Elapsed	Lap	D	Time	Sector 1	Sector 2	Sector 3	T. Spd	Elapsed
1		2:00.662	37.695	43.660	39.307	206.1	2:00.662	1		2:03.430	38.531	44.728	40.171	204.9	2:03.430
2		1:56.364	33.502	43.771	39.091	226.4	3:57.026	2		1:57.168	33.643	44.207	39.318	227.8	4:00.598
3		1:56.072	33.495	43.331	39.246	229.7	5:53.098	3		1:56.386	33.166	43.496	39.724	229.2	5:56.984
4		1:57.394	34.368	43.773	39.253	230.7	7:50.492	4		1:57.435	33.026	43.751	40.658	229.7	7:54.419
5		1:55.917	33.111	43.564	39.242	230.2	9:46.409	5		1:56.675	33.022	43.884	39.769	231.7	9:51.094
6		1:56.460	33.449	43.580	39.431	230.2	11:42.869	6		1:55.959	32.898	43.483	39.578	233.2	11:47.053
7		1:56.285	33.179	43.566	39.540	230.2	13:39.154	7		1:56.337	32.959	43.696	39.682	232.7	13:43.390
8		1:56.070	33.141	43.443	39.486	231.7	15:35.224	8		1:56.149	32.950	43.413	39.786	232.7	15:39.539
9		1:56.647	33.346	43.855	39.446	231.2	17:31.871	9		1:56.239	33.040	43.668	39.531	231.2	17:35.778
10		1:57.264	33.416	44.269	39.579	230.2	19:29.135	10		1:56.454	33.084	43.556	39.814	232.7	19:32.232
11		1:56.723	33.224	43.742	39.757	230.7	21:25.858	11		1:58.227	32.860	44.029	41.338	232.2	21:30.459
12		1:57.992	33.280	44.098	40.614	229.2	23:23.850	12		1:57.346	33.106	44.085	40.155	232.2	23:27.805
13		1:58.293	34.077	44.180	40.036	229.2	25:22.143	13		1:58.567	33.008	44.073	41.486	231.2	25:26.372
14		1:57.089	33.542	43.749	39.798	229.2	27:19.232	14		1:57.027	32.893	44.191	39.943	232.2	27:23.399
15		1:56.638	33.368	43.629	39.641	231.2	29:15.870	15		1:57.183	33.009	43.889	40.285	232.7	29:20.582
16		1:57.092	33.161	43.833	40.098	230.7	31:12.962	16		1:56.970	32.976	43.801	40.193	231.7	31:17.552
17		1:57.506	33.479	44.072	39.955	231.7	33:10.468	17		1:57.558	32.948	44.106	40.504	233.2	33:15.110





Circuit de Barcelona
Euroformula Open
Race - 1
Lap Analysis



33

Marino Sato

Dallara F317 Spiess

99

Rui Andrade

Dallara F317 HWA

Team Motopark

R

Drivex School

Lap	D	Time	Sector 1	Sector 2	Sector 3	T. Spd	Elapsed	Lap	D	Time	Sector 1	Sector 2	Sector 3	T. Spd	Elapsed
1		2:10.657	42.303	46.855	41.499	190.1	2:10.657	1		2:12.390	44.114	46.965	41.311	134.4	2:12.390
2		2:00.918	35.526	44.977	40.415	227.8	4:11.575	2		2:00.863	34.969	45.874	40.020	229.7	4:13.253
3		1:59.663	34.667	44.947	40.049	225.4	6:11.238	3		1:59.250	34.236	45.394	39.620	230.2	6:12.503
4		1:58.243	33.430	44.700	40.113	231.2	8:09.481	4		1:59.088	33.890	45.248	39.950	231.2	8:11.591
5		1:58.914	33.691	45.010	40.213	231.2	10:08.395	5		1:59.343	33.395	45.891	40.057	233.2	10:10.934
6		1:58.796	33.800	44.837	40.159	229.7	12:07.191	6		1:57.379	33.657	44.631	39.091	231.7	12:08.313
7		1:59.113	33.692	45.325	40.096	230.7	14:06.304	7		1:59.392	33.779	45.073	40.540	232.2	14:07.705
8		1:58.725	33.647	44.831	40.247	231.2	16:05.029	8		1:59.028	34.082	45.040	39.906	232.2	16:06.733
9		1:57.909	33.868	44.538	39.503	230.2	18:02.938	9		1:58.609	33.582	44.940	40.087	233.7	18:05.342
10		1:56.581	32.927	44.001	39.653	231.2	19:59.519	10		1:57.904	33.359	44.743	39.802	233.2	20:03.246
11		1:56.904	33.024	44.239	39.641	231.2	21:56.423	11		1:57.888	33.446	44.447	39.995	232.2	22:01.134
12		1:56.734	33.208	43.944	39.582	230.7	23:53.157	12		1:59.120	33.613	45.398	40.109	230.7	24:00.254
13		1:57.234	33.129	44.119	39.986	231.2	25:50.391	13		1:57.585	33.336	44.223	40.026	232.2	25:57.839
14		1:56.993	33.370	43.768	39.855	229.7	27:47.384	14		1:57.420	33.381	44.114	39.925	232.2	27:55.259
15		1:56.774	32.904	43.976	39.894	231.7	29:44.158	15		1:57.936	33.146	44.202	40.588	232.7	29:53.195
16		1:57.657	33.170	44.216	40.271	229.2	31:41.815	16		1:57.945	33.283	44.430	40.232	231.7	31:51.140
17		1:57.620	33.381	43.863	40.376	229.2	33:39.435	17		1:57.996	33.299	44.672	40.025	232.2	33:49.136

63

Nicolai Kjaergaard

Dallara F317 Spiess

R

Carlin Motorsport

Lap	D	Time	Sector 1	Sector 2	Sector 3	T. Spd	Elapsed
1		1:59.435	36.890	43.390	39.155	206.1	1:59.435
2		1:55.835	33.163	43.401	39.271	228.3	3:55.270
3		1:55.671	33.144	43.163	39.364	229.7	5:50.941
4		1:56.182	33.047	43.374	39.761	231.7	7:47.123
5		1:56.169	33.074	43.328	39.767	233.2	9:43.292
6		1:56.018	32.937	43.532	39.549	232.2	11:39.310
7		1:56.423	32.986	43.544	39.893	232.2	13:35.733
8		1:56.400	33.027	43.396	39.977	232.7	15:32.133
9		1:57.024	33.115	43.813	40.096	231.2	17:29.157
10		1:56.893	33.110	43.860	39.923	232.2	19:26.050
11		1:56.898	33.067	43.633	40.198	231.2	21:22.948
12		1:57.234	33.240	43.936	40.058	230.2	23:20.182
13		1:57.200	33.247	43.716	40.237	231.2	25:17.382
14		1:56.859	32.988	43.742	40.129	230.7	27:14.241
15		1:56.558	32.836	43.726	39.996	232.2	29:10.799
16		1:56.943	32.978	43.639	40.326	231.2	31:07.742
17		1:57.913	33.934	43.695	40.284	230.7	33:05.655





Circuit de Barcelona
Euroformula Open
Race - 1
Analysis by Lap



Num	Lap Time	Gap
Lap 1		
63	1:59.435	
26	2:00.662	01.227
31	2:03.430	03.995
12	2:03.779	04.344
30	2:04.365	04.930
14	2:05.688	06.253
8	2:06.865	07.430
6	2:07.862	08.427
11	2:07.947	08.512
7	2:09.026	09.591
18	2:09.510	10.075
21	2:10.037	10.602
33	2:10.657	11.222
25	2:10.874	11.439
99	2:12.390	12.955

Num	Lap Time	Gap
Lap 2		
63	1:55.835	
26	1:56.364	01.756
31	1:57.168	05.328
30	1:57.293	06.388
12	1:58.589	07.098
14	1:57.461	07.879
8	1:58.660	10.255
11	1:58.126	10.803
6	1:59.631	12.223
7	2:00.238	13.994
18	2:00.537	14.777
25	1:59.586	15.190
21	2:01.274	16.041
33	2:00.918	16.305
99	2:00.863	17.983

Num	Lap Time	Gap
Lap 3		
63	1:55.671	
26	1:56.072	02.157
31	1:56.386	06.043
30	1:55.507	06.224
12	1:56.385	07.812

Num	Lap Time	Gap
Lap 4		
63	1:56.182	
26	1:57.394	03.369
30	1:55.873	05.915
31	1:57.435	07.296
12	1:55.904	07.534
14	1:56.068	08.547
8	1:57.055	13.090
6	1:57.828	16.792
7	1:59.044	20.753
18	1:59.123	21.393
25	1:59.001	21.737
33	1:58.243	22.358
21	1:59.349	23.126
99	1:59.088	24.468
11	2:08.437	25.091

Num	Lap Time	Gap
Lap 5		
63	1:56.169	
26	1:55.917	03.117
30	1:55.172	04.918
31	1:56.675	07.802
12	1:57.343	08.708
14	2:01.068	13.446
8	1:56.763	13.684
6	1:57.671	18.294
7	1:58.991	23.575
25	1:58.411	23.979
18	1:59.607	24.831

Num	Lap Time	Gap
Lap 6		
63	1:56.018	
26	1:56.460	03.559
30	1:55.422	04.322
31	1:55.959	07.743
12	1:55.805	08.495
8	1:57.025	14.691
6	1:56.997	19.273
25	1:56.716	24.677
7	1:59.060	26.617
18	1:58.562	27.375
33	1:58.796	27.881
11	1:57.625	28.282
99	1:57.379	29.003
21	2:01.414	31.355
14	2:15.856	33.284

Num	Lap Time	Gap
Lap 7		
63	1:56.423	
26	1:56.285	03.421
30	1:55.965	03.864
31	1:56.337	07.657
12	1:56.027	08.099
8	1:56.822	15.090
6	1:56.777	19.627
25	1:56.232	24.486
7	1:59.179	29.373
11	1:57.757	29.616
33	1:59.113	30.571
18	2:00.475	31.427
99	1:59.392	31.972
14	1:56.895	33.756
21	1:59.665	34.597

Num	Lap Time	Gap
Lap 8		
63	1:56.400	
26	1:56.070	03.091
30	1:56.019	03.483
31	1:56.149	07.406
12	1:56.212	07.911
8	1:57.145	15.835
6	1:56.889	20.116
25	1:56.671	24.757
7	1:59.285	32.258
11	1:59.103	32.319
33	1:58.725	32.896
18	1:58.965	33.992
99	1:59.028	34.600
14	1:58.341	35.697
21	1:59.151	37.348

Num	Lap Time	Gap
Lap 9		
63	1:57.024	
26	1:56.647	02.714
30	1:56.764	03.223
31	1:56.239	06.621
12	1:56.912	07.799
8	1:57.848	16.659
6	1:58.363	21.455
25	1:56.573	24.306
11	1:56.787	32.082
33	1:57.909	33.781
18	1:58.385	35.353
99	1:58.609	36.185
14	1:58.428	37.101
21	1:58.210	38.534
7	2:07.097	42.331

Num	Lap Time	Gap
Lap 10		
63	1:56.893	
26	1:57.264	03.085
30	1:57.520	03.850
31	1:56.454	06.182
12	1:55.914	06.820

Num	Lap Time	Gap
Lap 11		
63	1:56.898	
26	1:56.723	02.910
30	1:56.491	03.443
12	1:56.181	06.103
31	1:58.227	07.511
8	1:57.203	17.456
6	1:56.867	21.598
25	1:57.205	24.669
11	1:56.348	31.098
33	1:56.904	33.475
18	1:57.741	36.995
99	1:57.888	38.186
14	1:57.481	38.871
21	1:58.648	41.456
7	1:59.643	47.819

Num	Lap Time	Gap
Lap 12		
63	1:57.234	
26	1:57.992	03.668
30	1:57.707	03.916
12	1:55.776	04.645
31	1:57.346	07.623
8	1:57.007	17.229
6	1:56.752	21.116
25	1:56.836	24.271
11	1:56.580	30.444
33	1:56.734	32.975
18	1:57.582	37.343

Num	Lap Time	Gap
Lap 13		
63	1:56.893	
26	1:57.264	03.085
30	1:57.520	03.850
31	1:56.454	06.182
12	1:55.914	06.820

Num	Lap Time	Gap
Lap 14		
63	1:56.893	
26	1:57.264	03.085
30	1:57.520	03.850
31	1:56.454	06.182
12	1:55.914	06.820

Num	Lap Time	Gap
Lap 15		
63	1:56.893	
26	1:57.264	03.085
30	1:57.520	03.850
31	1:56.454	06.182
12	1:55.914	06.820

Num	Lap Time	Gap
Lap 16		
63	1:56.893	
26	1:57.264	03.085
30	1:57.520	03.850
31	1:56.454	06.182
12	1:55.914	06.820

Num	Lap Time	Gap
Lap 17		
63	1:56.893	
26	1:57.264	03.085
30	1:57.520	03.850
31	1:56.454	06.182
12	1:55.914	06.820

Num	Lap Time	Gap
Lap 18		
63	1:56.893	
26	1:57.264	03.085
30	1:57.520	03.850
31	1:56.454	06.182
12	1:55.914	06.820

Num	Lap Time	Gap
Lap 19		
63	1:56.893	
26	1:57.264	03.085
30	1:57.520	03.850
31	1:56.454	06.182
12	1:55.914	06.820

Num	Lap Time	Gap
Lap 20		
63	1:56.893	
26	1:57.264	03.085
30	1:57.520	03.850
31	1:56.454	06.182
12	1:55.914	06.820

Num	Lap Time	Gap
Lap 21		
63	1:56.893	
26	1:57.264	03.085
30	1:57.520	03.850
31	1:56.454	06.182
12	1:55.914	06.820

Num	Lap Time	Gap
Lap 22		
63	1:56.893	
26	1:57.264	03.085
30	1:57.520	03.850
31	1:56.454	06.182
12	1:55.914	06.820

Num	Lap Time	Gap
Lap 23		
63	1:56.893	
26	1:57.264	03.085
30	1:57.520	03.850
31	1:56.454	06.182
12	1:55.914	06.820





Circuit de Barcelona
Euroformula Open
Race - 1
Analysis by Lap



Num	Lap Time	Gap
14	1:57.017	38.654
99	1:59.120	40.072
21	1:58.777	42.999
7	1:59.211	49.796

Num Lap Time Gap
Lap 13

63	1:57.200	
30	1:56.012	02.728
26	1:58.293	04.761
12	1:57.803	05.248
31	1:58.567	08.990
8	1:57.295	17.324
6	1:57.174	21.090
25	1:56.940	24.011
11	1:56.836	30.080
33	1:57.234	33.009
14	1:56.419	37.873
18	1:58.775	38.918
99	1:57.585	40.457
21	1:58.054	43.853
7	1:59.508	52.104

Num Lap Time Gap
Lap 14

63	1:56.859	
30	1:55.454	01.323
26	1:57.089	04.991
12	1:57.123	05.512
31	1:57.027	09.158
8	1:57.086	17.551
6	1:56.602	20.833
25	1:56.653	23.805
11	1:56.562	29.783
33	1:56.993	33.143
14	1:56.765	37.779
18	1:57.004	39.063
99	1:57.420	41.018
21	1:57.933	44.927
7	1:59.642	54.887

Num Lap Time Gap
Lap 15

63	1:56.558	
30	1:55.633	00.398
26	1:56.638	05.071
12	1:58.758	07.712
31	1:57.183	09.783
8	1:56.750	17.743
6	1:56.943	21.218
25	1:56.967	24.214
11	1:57.061	30.286
33	1:56.774	33.359
14	1:56.733	37.954
18	1:57.073	39.578
99	1:57.936	42.396
21	1:57.614	45.983
7	1:59.946	58.275

Num Lap Time Gap
Lap 16

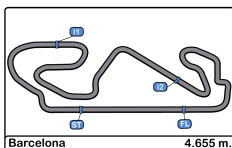
63	1:56.943	
30	1:56.601	00.056
26	1:57.092	05.220
12	1:55.786	06.555
31	1:56.970	09.810
8	1:56.789	17.589
6	1:57.736	22.011
25	1:57.320	24.591
11	1:56.948	30.291
33	1:57.657	34.073
14	1:56.771	37.782
18	1:57.082	39.717
99	1:57.945	43.398
21	1:57.767	46.807
7	1:59.599	1:00.931

Num Lap Time Gap
Lap 17

30	1:55.605	
63	1:57.913	02.252
26	1:57.506	07.065
12	1:56.575	07.469
31	1:57.558	11.707

Num	Lap Time	Gap
8	1:57.742	19.670
6	1:56.763	23.113
25	1:57.764	26.694
11	1:56.445	31.075
33	1:57.620	36.032
14	1:57.479	39.600
18	1:57.470	41.526
99	1:57.996	45.733
21	1:58.753	49.899
7	2:00.046	1:05.316



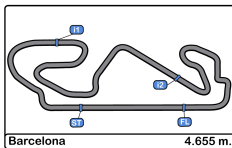


Circuito de Barcelona
Euroformula Open
Race - 1
Best Sectors Results



Sector - 1				Sector - 2				Sector - 3				Ideal Lap vs Best Lap				
Clas	Nº	Driver	Time	Nº	Driver	Time	Nº	Driver	Time	Clas	Nº	Driver	Ideal Lap	Best Lap	Clas	
1	12	Christian Hahn	32.748	12	Christian Hahn	43.030	30	Liam Lawson	38.864	1	30	Liam Lawson	1:54.726	1:55.172	1	
2	8	Lukas Dunner	32.811	30	Liam Lawson	43.041	26	Linus Lundqvist	39.091	2	12	Christian Hahn	1:54.979	1:55.776	3	
3	30	Liam Lawson	32.821	63	Nicolai Kjaergaard	43.163	99	Rui Andrade	39.091	3	63	Nicolai Kjaergaard	1:55.154	1:55.671	2	
4	6	Ido Cohen	32.833	26	Linus Lundqvist	43.331	63	Nicolai Kjaergaard	39.155	4	26	Linus Lundqvist	1:55.533	1:55.917	4	
5	63	Nicolai Kjaergaard	32.836	14	Yuki Tsunoda	43.358	25	Cameron Das	39.192	5	31	Billy Monger	1:55.591	1:55.959	5	
6	14	Yuki Tsunoda	32.840	11	Teppei Natori	43.406	12	Christian Hahn	39.201	6	14	Yuki Tsunoda	1:55.596	1:56.068	6	
7	31	Billy Monger	32.860	31	Billy Monger	43.413	6	Ido Cohen	39.218	7	11	Teppei Natori	1:55.725	1:56.348	8	
8	33	Marino Sato	32.904	25	Cameron Das	43.613	31	Billy Monger	39.318	8	25	Cameron Das	1:56.048	1:56.232	7	
9	11	Teppei Natori	32.930	33	Marino Sato	43.768	11	Teppei Natori	39.389	9	6	Ido Cohen	1:56.052	1:56.602	10	
10	18	Niklas Krütten	33.058	8	Lukas Dunner	43.887	14	Yuki Tsunoda	39.398	10	8	Lukas Dunner	1:56.169	1:56.750	11	
11	26	Linus Lundqvist	33.111	21	Calan Williams	43.934	8	Lukas Dunner	39.471	11	33	Marino Sato	1:56.175	1:56.581	9	
12	99	Rui Andrade	33.146	18	Niklas Krütten	43.949	33	Marino Sato	39.503	12	99	Rui Andrade	1:56.351	1:57.379	13	
13	25	Cameron Das	33.243	6	Ido Cohen	44.001	18	Niklas Krütten	39.769	13	18	Niklas Krütten	1:56.776	1:57.004	12	
14	21	Calan Williams	33.256	99	Rui Andrade	44.114	21	Calan Williams	39.897	14	21	Calan Williams	1:57.087	1:57.614	14	
15	7	Jack Doohan	33.662	7	Jack Doohan	44.662	7	Jack Doohan	40.307	15	7	Jack Doohan	1:58.631	1:58.991	15	



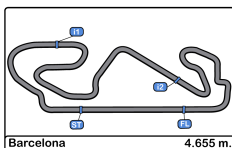


Circuit de Barcelona
 Euroformula Open
 Race - 1
 Leader Sequence



Nº	Entrant	Nat	Driver	Nat	Cat	Chassis	Team	Start Lap	End Lap	Laps	Total Laps
63	Carlin Motorsport	GBR	Nicolai Kjaergaard	DNK	R	Dallara F317 Spiess	Carlin Motorsport	1	16	16	16
30	Team Motopark	DEU	Liam Lawson	NZL	R	Dallara F317 Spiess	Team Motopark	17	17	1	1



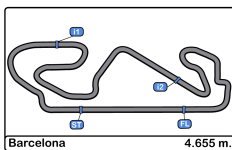


Circuito de Barcelona
Euroformula Open
Race - 1
Best 5 Lap Times



Cls	Nº	Entrant	Nat	Driver	Nat	Cat	Cls	Chassis - Engine	Team	Best 1		Best 2		Best 3		Best 4		Best 5	
										Time	Lap	Time	Lap	Time	Lap	Time	Lap	Time	Lap
1	30	Team Motopark	DEU	Liam Lawson	NZL	R	1	Dallara F317 Spiess	Team Motopark	1:55.172	5	1:55.422	6	1:55.454	14	1:55.507	3	1:55.605	17
2	63	Carlin Motorsport	GBR	Nicolai Kjaergaard	DNK	R	2	Dallara F317 Spiess	Carlin Motorsport	1:55.671	3	1:55.835	2	1:56.018	6	1:56.169	5	1:56.182	4
3	12	Carlin Motorsport	GBR	Christian Hahn	BRA			Dallara F317 Spiess	Carlin Motorsport	1:55.776	12	1:55.786	16	1:55.805	6	1:55.904	4	1:55.914	10
4	26	Double R	GBR	Linus Lundqvist	SWE	R	3	Dallara F317 HWA	Double R	1:55.917	5	1:56.070	8	1:56.072	3	1:56.285	7	1:56.364	2
5	31	Carlin Motorsport	GBR	Billy Monger	GBR	R	4	Dallara F317 Spiess	Carlin Motorsport	1:55.959	6	1:56.149	8	1:56.239	9	1:56.337	7	1:56.386	3
6	14	Team Motopark	DEU	Yuki Tsunoda	JPN	R	5	Dallara F317 Spiess	Team Motopark	1:56.068	4	1:56.419	13	1:56.453	3	1:56.733	15	1:56.765	14
7	25	Team Motopark	DEU	Cameron Das	USA			Dallara F317 Spiess	Team Motopark	1:56.232	7	1:56.573	9	1:56.653	14	1:56.671	8	1:56.716	6
8	11	Carlin Motorsport	GBR	Teppey Natori	JPN	R	6	Dallara F317 Spiess	Carlin Motorsport	1:56.348	11	1:56.445	17	1:56.459	10	1:56.562	14	1:56.580	12
9	33	Team Motopark	DEU	Marino Sato	JPN			Dallara F317 Spiess	Team Motopark	1:56.581	10	1:56.734	12	1:56.774	15	1:56.904	11	1:56.993	14
10	6	Carlin Motorsport	GBR	Ido Cohen	ISR	R	7	Dallara F317 Spiess	Carlin Motorsport	1:56.602	14	1:56.752	12	1:56.763	17	1:56.777	7	1:56.867	11
11	8	Teo Martin Motorsport	ESP	Lukas Dunner	AUT			Dallara F317 HWA	Teo Martin Motorsport	1:56.750	15	1:56.763	5	1:56.789	16	1:56.822	7	1:57.007	12
12	18	Team Motopark	DEU	Niklas Krütten	DEU	R	8	Dallara F317 Spiess	Team Motopark	1:57.004	14	1:57.073	15	1:57.082	16	1:57.470	17	1:57.582	12
13	99	Drivex School	ESP	Rui Andrade	AGO	R	9	Dallara F317 HWA	Drivex School	1:57.379	6	1:57.420	14	1:57.585	13	1:57.888	11	1:57.904	10
14	21	Fortec Motorsport	GBR	Calan Williams	AUS			Dallara F317 HWA	Fortec Motorsport	1:57.614	15	1:57.767	16	1:57.933	14	1:58.054	13	1:58.065	10
15	7	Double R	GBR	Jack Doohan	AUS	R	10	Dallara F317 HWA	Double R	1:58.991	5	1:59.044	4	1:59.060	6	1:59.179	7	1:59.211	12



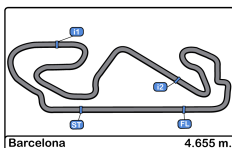


Circuito de Barcelona
Euroformula Open
Race - 1
Best 5 Top Speeds



Cls	Nº	Entrant	Nat	Driver	Nat	Cat	Cls	Chassis - Engine	Team	Top 1		Top 2		Top 3		Top 4		Top 5		Avg
										Km/h	Lap	Km/h	Lap	Km/h	Lap	Km/h	Lap	Km/h	Lap	
1	11	Carlin Motorsport	GBR	Teppei Natori	JPN	R	1	Dallara F317 Spiess	Carlin Motorsport	235.8	6	235.2	5	234.7	7	233.2	4	232.7	8	234.3
2	6	Carlin Motorsport	GBR	Ido Cohen	ISR	R	2	Dallara F317 Spiess	Carlin Motorsport	235.2	4	235.2	17	234.7	5	234.7	16	233.2	7	234.6
3	12	Carlin Motorsport	GBR	Christian Hahn	BRA			Dallara F317 Spiess	Carlin Motorsport	235.2	10	234.7	15	234.2	11	233.7	7	233.2	8	234.2
4	14	Team Motopark	DEU	Yuki Tsunoda	JPN	R	3	Dallara F317 Spiess	Team Motopark	234.7	7	234.7	9	233.7	5	233.7	8	233.7	10	234.1
5	30	Team Motopark	DEU	Liam Lawson	NZL	R	4	Dallara F317 Spiess	Team Motopark	234.2	13	233.2	16	232.7	9	231.7	8	231.7	15	232.7
6	21	Fortec Motorsport	GBR	Calan Williams	AUS			Dallara F317 HWA	Fortec Motorsport	233.7	17	232.7	7	232.7	8	232.7	16	231.7	4	232.7
7	99	Drivex School	ESP	Rui Andrade	AGO	R	5	Dallara F317 HWA	Drivex School	233.7	9	233.2	5	233.2	10	232.7	15	232.2	7	233.0
8	18	Team Motopark	DEU	Niklas Krütten	DEU	R	6	Dallara F317 Spiess	Team Motopark	233.2	8	233.2	9	233.2	17	232.2	10	232.2	14	232.8
9	31	Carlin Motorsport	GBR	Billy Monger	GBR	R	7	Dallara F317 Spiess	Carlin Motorsport	233.2	6	233.2	17	232.7	7	232.7	8	232.7	10	232.9
10	63	Carlin Motorsport	GBR	Nicolai Kjaergaard	DNK	R	8	Dallara F317 Spiess	Carlin Motorsport	233.2	5	232.7	8	232.2	6	232.2	7	232.2	10	232.5
11	25	Team Motopark	DEU	Cameron Das	USA			Dallara F317 Spiess	Team Motopark	232.7	17	231.7	6	231.7	7	231.2	5	231.2	16	231.7
12	7	Double R	GBR	Jack Doohan	AUS	R	9	Dallara F317 HWA	Double R	231.7	7	231.2	17	230.7	5	230.2	8	230.2	10	230.8
13	8	Teo Martin Motorsport	ESP	Lukas Dunner	AUT			Dallara F317 HWA	Teo Martin Motorsport	231.7	5	231.2	17	230.7	6	230.7	7	230.7	8	231.0
14	26	Double R	GBR	Linus Lundqvist	SWE	R	10	Dallara F317 HWA	Double R	231.7	8	231.7	17	231.2	9	231.2	15	230.7	4	231.3
15	33	Team Motopark	DEU	Marino Sato	JPN			Dallara F317 Spiess	Team Motopark	231.7	15	231.2	4	231.2	5	231.2	8	231.2	10	231.3



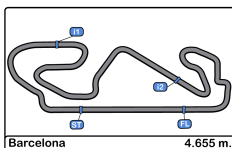


Circuit de Barcelona
Euroformula Open
Race - 1
Fastest Laps Sequence



Lap	Time of Day	Session Time	Nº	Entrant	Nat	Driver	Nat	Cat	Chassis - Engine	Team	Time	Km/h
2	15:02:43.668	3:55.668	63	Carlin Motorsport		Nicolai Kjaergaard		R	Dallara F317 Spiess	Carlin Motorsport	1:55.835	144.6
3	15:04:39.338	5:51.338	63	Carlin Motorsport		Nicolai Kjaergaard		R	Dallara F317 Spiess	Carlin Motorsport	1:55.671	144.8
3	15:04:45.562	5:57.562	30	Team Motopark		Liam Lawson		R	Dallara F317 Spiess	Team Motopark	1:55.507	145.0
5	15:08:36.607	9:48.607	30	Team Motopark		Liam Lawson		R	Dallara F317 Spiess	Team Motopark	1:55.172	145.5



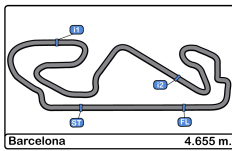


Circuito de Barcelona
Euroformula Open
Race - 1
Event Best Maximum Speed



Nº	Entrant	Nat	Driver	Nat	Cat	Clas	Chassis - Engine	Team	Km/h	Session
33	Team Motopark	DEU	Marino Sato	JPN			Dallara F317 Spiess	Team Motopark	242.1	Free Practice - 1
14	Team Motopark	DEU	Yuki Tsunoda	JPN	R	1	Dallara F317 Spiess	Team Motopark	242.1	Free Practice - 2
63	Carlin Motorsport	GBR	Nicolai Kjaergaard	DNK	R	2	Dallara F317 Spiess	Carlin Motorsport	240.5	Free Practice - 1
31	Carlin Motorsport	GBR	Billy Monger	GBR	R	3	Dallara F317 Spiess	Carlin Motorsport	240.5	Free Practice - 1
18	Team Motopark	DEU	Niklas Krütten	DEU	R	4	Dallara F317 Spiess	Team Motopark	240.5	Free Practice - 1
25	Team Motopark	DEU	Cameron Das	USA			Dallara F317 Spiess	Team Motopark	240.5	Free Practice - 2
99	Drivex School	ESP	Rui Andrade	AGO	R	5	Dallara F317 HWA	Drivex School	240.0	Free Practice - 1
21	Fortec Motorsport	GBR	Calan Williams	AUS			Dallara F317 HWA	Fortec Motorsport	240.0	Free Practice - 1
6	Carlin Motorsport	GBR	Ido Cohen	ISR	R	6	Dallara F317 Spiess	Carlin Motorsport	240.0	Free Practice - 1
8	Teo Martin Motorsport	ESP	Lukas Dunner	AUT			Dallara F317 HWA	Teo Martin Motorsport	240.0	Free Practice - 1
30	Team Motopark	DEU	Liam Lawson	NZL	R	7	Dallara F317 Spiess	Team Motopark	240.0	Free Practice - 2
26	Double R	GBR	Linus Lundqvist	SWE	R	8	Dallara F317 HWA	Double R	240.0	Free Practice - 2
11	Carlin Motorsport	GBR	Teppei Natori	JPN	R	9	Dallara F317 Spiess	Carlin Motorsport	239.4	Free Practice - 1
12	Carlin Motorsport	GBR	Christian Hahn	BRA			Dallara F317 Spiess	Carlin Motorsport	238.9	Free Practice - 2
7	Double R	GBR	Jack Doohan	AUS	R	10	Dallara F317 HWA	Double R	238.4	Free Practice - 2
20	Fortec Motorsport	GBR	Manuel Maldonado	VEN	R	11	Dallara F317 HWA	Fortec Motorsport	236.3	Free Practice - 1





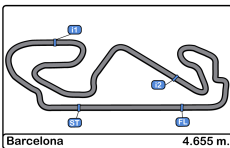
Circuit de Barcelona
Euroformula Open
Race - 1
Lap Chart



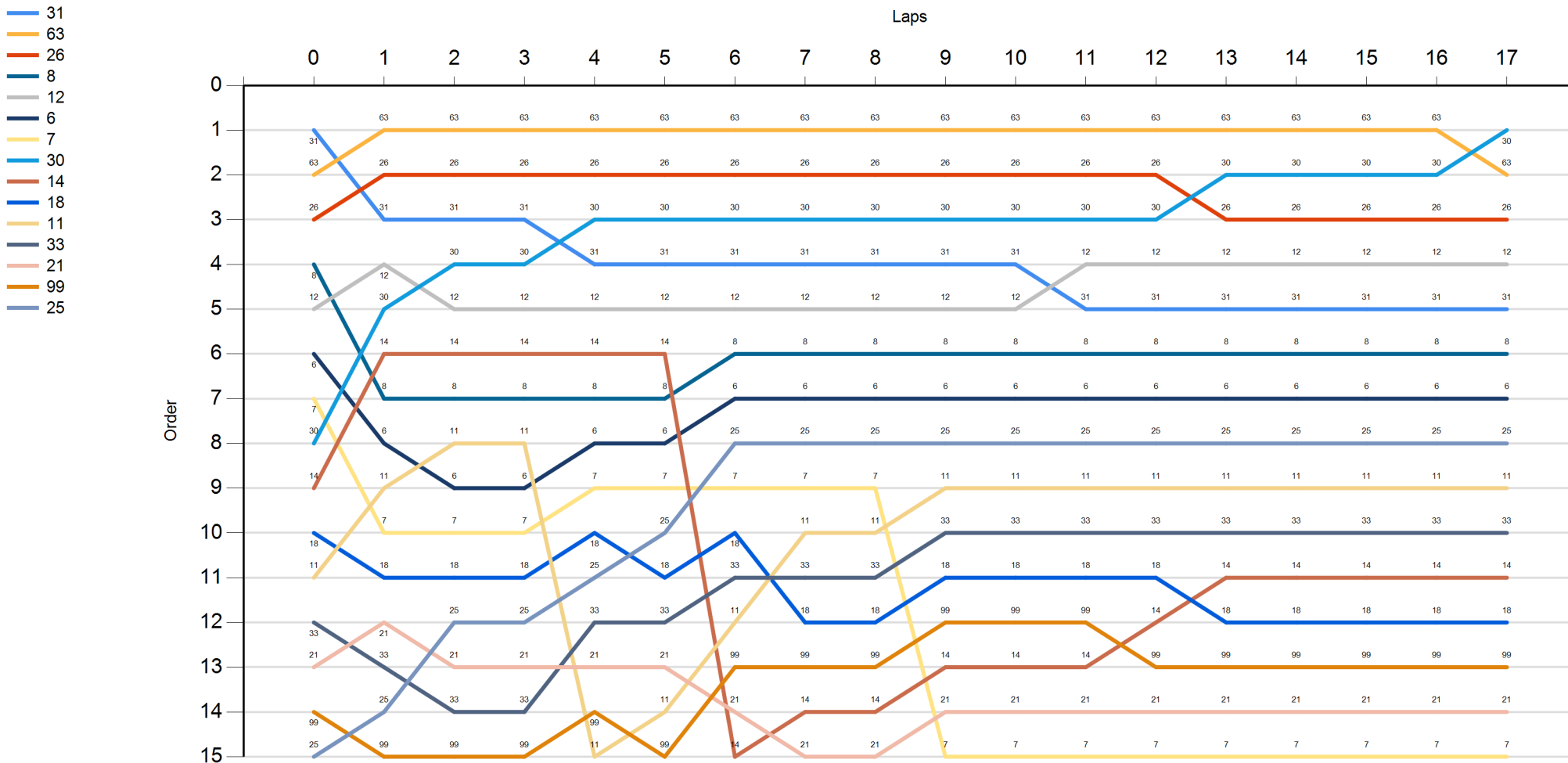
LAP

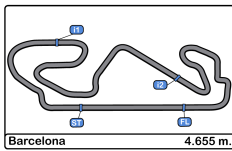
Nr	Po	Grid	1	2	3	4	5	6	7	8	9	10	11	12	13	14	15	16	17
31	1	31	63	63	63	63	63	63	63	63	63	63	63	63	63	63	63	63	30
63	2	63	26	26	26	26	26	26	26	26	26	26	26	26	30	30	30	30	63
26	3	26	31	31	31	30	30	30	30	30	30	30	30	30	26	26	26	26	26
8	4	8	12	30	30	31	31	31	31	31	31	31	12	12	12	12	12	12	12
12	5	12	30	12	12	12	12	12	12	12	12	12	31	31	31	31	31	31	31
6	6	6	14	14	14	14	14	8	8	8	8	8	8	8	8	8	8	8	8
7	7	7	8	8	8	8	8	6	6	6	6	6	6	6	6	6	6	6	6
30	8	30	6	11	11	6	6	25	25	25	25	25	25	25	25	25	25	25	25
14	9	14	11	6	6	7	7	7	7	7	11	11	11	11	11	11	11	11	11
18	10	18	7	7	7	18	25	18	11	11	33	33	33	33	33	33	33	33	33
11	11	11	18	18	18	25	18	33	33	33	18	18	18	18	14	14	14	14	14
33	12	33	21	25	25	33	33	11	18	18	99	99	99	14	18	18	18	18	18
21	13	21	33	21	21	21	21	99	99	99	14	14	14	99	99	99	99	99	99
99	14	99	25	33	33	99	11	21	14	14	21	21	21	21	21	21	21	21	21
25	15	25	99	99	99	11	99	14	21	21	7	7	7	7	7	7	7	7	7





Circuito de Barcelona
Euroformula Open
Race - 1
Graphic Lap Chart



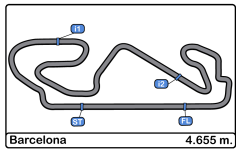


Circuit de Barcelona
Euroformula Open
Race - 1
Pit Stop Analysis

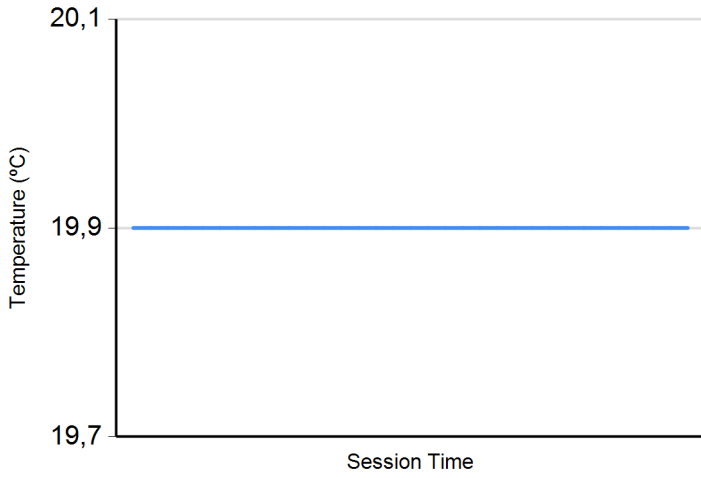


Nr.	In Day Time	Entrant	Nat	Driver	Nat	Cat	Chassis - Engine	Team	In Time	Stop N°	Pit Time	Handicap	Penalty
14	15:08:42.661	Team Motopark		Yuki Tsunoda		R	Dallara F317 Spiess	Team Motopark	9:54.263	1	22.851		

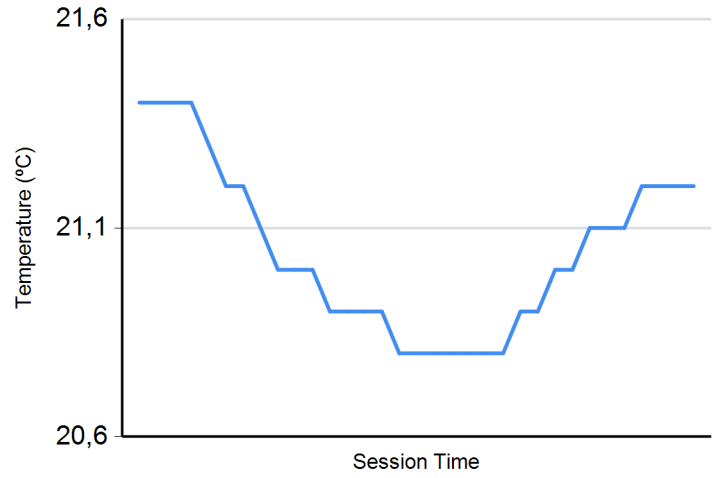




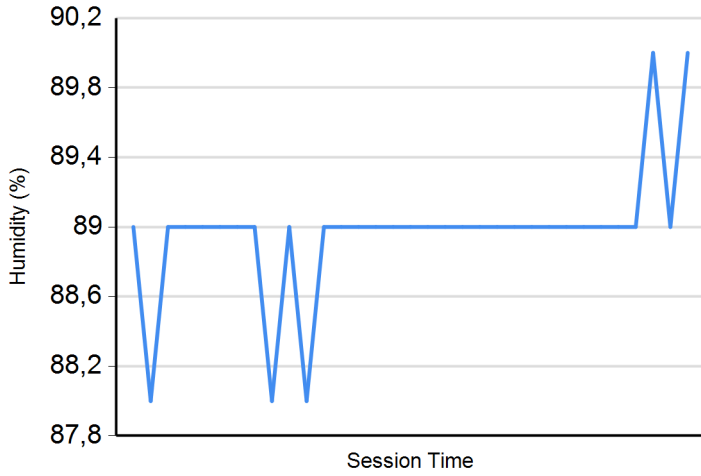
Air Temperature



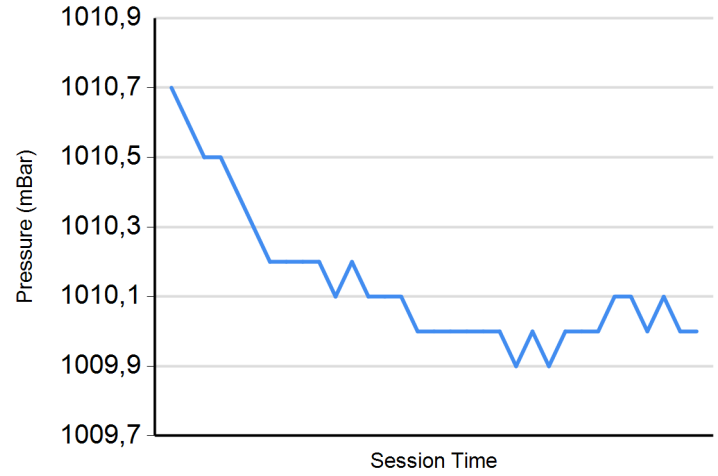
Track Temperature



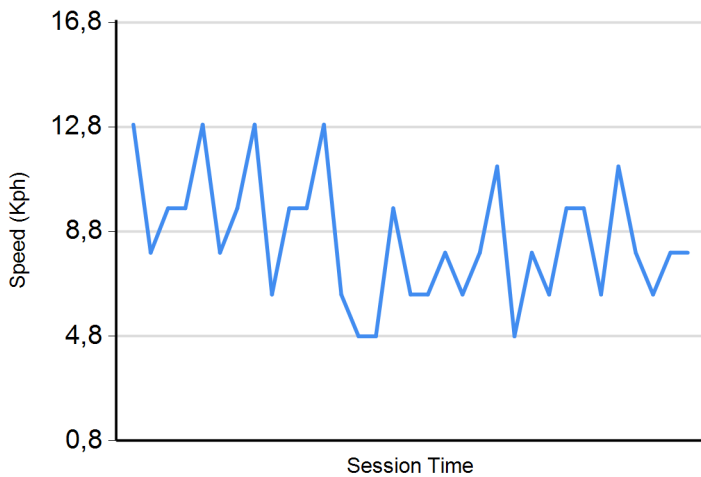
Humidity



Pressure



Wind Speed



Wind direction

North = 0°/360° Est = 90° South = 180° West = 270°

