


Circuito de Barcelona
Euroformula Open
Qualifying - 2
Provisional Results



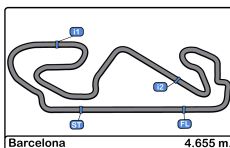
Clas	Nº	Entrant	Nat	Driver	Nat	Cat	Clas	Chassis - Engine	Team	Laps	Best	Time	Gap	Interval	Km/h
1	11	Carlin Motorsport	GBR	Tepei Natori	JPN	R	1	Dallara F317 Spiess	Carlin Motorsport	12	11	1:36.437			173.7
2	63	Carlin Motorsport	GBR	Nicolai Kjaergaard	DNK	R	2	Dallara F317 Spiess	Carlin Motorsport	13	10	1:36.458	0.021	0.021	173.7
3	12	Carlin Motorsport	GBR	Christian Hahn	BRA			Dallara F317 Spiess	Carlin Motorsport	12	11	1:36.582	0.145	0.124	173.5
4	31	Carlin Motorsport	GBR	Billy Monger	GBR	R	3	Dallara F317 Spiess	Carlin Motorsport	12	10	1:36.830	0.393	0.248	173.0
5	30	Team Motopark	DEU	Liam Lawson	NZL	R	4	Dallara F317 Spiess	Team Motopark	11	10	1:36.842	0.405	0.012	173.0
6	33	Team Motopark	DEU	Marino Sato	JPN			Dallara F317 Spiess	Team Motopark	11	9	1:36.875	0.438	0.033	172.9
7	26	Double R	GBR	Linus Lundqvist	SWE	R	5	Dallara F317 HWA	Double R	12	9	1:36.880	0.443	0.005	172.9
8	14	Team Motopark	DEU	Yuki Tsunoda	JPN	R	6	Dallara F317 Spiess	Team Motopark	12	10	1:36.912	0.475	0.032	172.9
9	8	Teo Martin Motorsport	ESP	Lukas Dunner	AUT			Dallara F317 HWA	Teo Martin Motorsport	13	10	1:37.187	0.750	0.275	172.4
10	18	Team Motopark	DEU	Niklas Krütten	DEU	R	7	Dallara F317 Spiess	Team Motopark	13	11	1:37.246	0.809	0.059	172.3
11	25	Team Motopark	DEU	Cameron Das	USA			Dallara F317 Spiess	Team Motopark	14	11	1:37.378	0.941	0.132	172.0
12	7	Double R	GBR	Jack Doohan	AUS	R	8	Dallara F317 HWA	Double R	12	9	1:37.555	1.118	0.177	171.7
13	6	Carlin Motorsport	GBR	Ido Cohen	ISR	R	9	Dallara F317 Spiess	Carlin Motorsport	13	10	1:37.614	1.177	0.059	171.6
14	21	Fortec Motorsport	GBR	Calan Williams	AUS			Dallara F317 HWA	Fortec Motorsport	12	10	1:37.718	1.281	0.104	171.4
15	99	Drivex School	ESP	Rui Andrade	AGO	R	10	Dallara F317 HWA	Drivex School	14	11	1:38.854	2.417	1.136	169.5

Published at:.....

Track Temp: **24.8 °C** Air Temp: **21.1 °C** Humidity: **82 %** Track Status: **DRY**

Stewards:	Race Director:	Timekeeper: 
------------------	-----------------------	--





Circuito de Barcelona
Euroformula Open
Qualifying - 2
Provisional Results by Class



Clas	Nº	Entrant	Nat	Driver	Nat	Cat	Clas	Chassis - Engine	Team	Laps	Best	Time	Gap	Interval	Km/h
1	12	Carlin Motorsport	GBR	Christian Hahn	BRA			Dallara F317 Spiess	Carlin Motorsport	12	11	1:36.582			173.5
2	33	Team Motopark	DEU	Marino Sato	JPN			Dallara F317 Spiess	Team Motopark	11	9	1:36.875	0.293	0.293	172.9
3	8	Teo Martin Motorsport	ESP	Lukas Dunner	AUT			Dallara F317 HWA	Teo Martin Motorsport	13	10	1:37.187	0.605	0.312	172.4
4	25	Team Motopark	DEU	Cameron Das	USA			Dallara F317 Spiess	Team Motopark	14	11	1:37.378	0.796	0.191	172.0
5	21	Fortec Motorsport	GBR	Calan Williams	AUS			Dallara F317 HWA	Fortec Motorsport	12	10	1:37.718	1.136	0.340	171.4
Rookie															
1	11	Carlin Motorsport	GBR	Tepei Natori	JPN	R	1	Dallara F317 Spiess	Carlin Motorsport	12	11	1:36.437			173.7
2	63	Carlin Motorsport	GBR	Nicolai Kjaergaard	DNK	R	2	Dallara F317 Spiess	Carlin Motorsport	13	10	1:36.458	0.021	0.021	173.7
3	31	Carlin Motorsport	GBR	Billy Monger	GBR	R	3	Dallara F317 Spiess	Carlin Motorsport	12	10	1:36.830	0.393	0.372	173.0
4	30	Team Motopark	DEU	Liam Lawson	NZL	R	4	Dallara F317 Spiess	Team Motopark	11	10	1:36.842	0.405	0.012	173.0
5	26	Double R	GBR	Linus Lundqvist	SWE	R	5	Dallara F317 HWA	Double R	12	9	1:36.880	0.443	0.038	172.9
6	14	Team Motopark	DEU	Yuki Tsunoda	JPN	R	6	Dallara F317 Spiess	Team Motopark	12	10	1:36.912	0.475	0.032	172.9
7	18	Team Motopark	DEU	Niklas Krütten	DEU	R	7	Dallara F317 Spiess	Team Motopark	13	11	1:37.246	0.809	0.334	172.3
8	7	Double R	GBR	Jack Doohan	AUS	R	8	Dallara F317 HWA	Double R	12	9	1:37.555	1.118	0.309	171.7
9	6	Carlin Motorsport	GBR	Ido Cohen	ISR	R	9	Dallara F317 Spiess	Carlin Motorsport	13	10	1:37.614	1.177	0.059	171.6
10	99	Drivex School	ESP	Rui Andrade	AGO	R	10	Dallara F317 HWA	Drivex School	14	11	1:38.854	2.417	1.240	169.5

Published at:.....

Track Temp: 24.8 °C Air Temp: 21.1 °C Humidity: 82 % Track Status: DRY

Stewards:	Race Director:	Timekeeper: 
-----------	----------------	---





Circuit de Barcelona
Euroformula Open
Qualifying - 2
Lap Analysis



6

Ido Cohen

Dallara F317 Spiess **11**

Teppej Natori

Dallara F317 Spiess

R

Carlin Motorsport

R

Carlin Motorsport

Lap D	Time	Sector 1	Sector 2	Sector 3	T. Spd	Elapsed	Lap D	Time	Sector 1	Sector 2	Sector 3	T. Spd	Elapsed
1	10:12:38.664	10:11:10.160	48.468	40.036	136.5	10:12:38.664	1	10:12:52.288	10:11:28.226	45.289	38.773	171.9	10:12:52.288
2	1:52.569	30.212	41.573	40.784	232.7	10:14:31.233	2	1:54.669	33.795	43.851	37.023	206.1	10:14:46.957
3	1:39.048	29.182	37.268	32.598	237.3	10:16:10.281	3	1:42.698	28.820	36.527	37.351	236.3	10:16:29.655
4	1:48.725	28.875	36.911	42.939	238.9	10:17:59.006	4	1:37.070	28.757	36.356	31.957	235.8	10:18:06.725
5	1:38.750	28.963	37.315	32.472	237.8	10:19:37.756	5	1:48.522	28.689	45.498	34.335	237.3	10:19:55.247
6	1:49.157 P	29.067	37.029	43.061	235.8	10:21:26.913	6	1:51.325 P	28.801	41.444	41.080	234.2	10:21:46.572
7	4:38.459	3:22.034	40.888	35.537	169.5	10:26:05.372	7	4:37.620	3:15.714	45.727	36.179	158.1	10:26:24.192
8	1:46.967	30.860	41.052	35.055	233.7	10:27:52.339	8	1:47.767	30.299	42.046	35.422	232.2	10:28:11.959
9	1:38.719	29.186	37.242	32.291	233.7	10:29:31.058	9	1:47.116	30.913	41.211	34.992	235.2	10:29:59.075
10	1:37.614	28.895	36.586	32.133	236.8	10:31:08.672	10	1:46.156	28.656	40.395	37.105	237.3	10:31:45.231
11	1:37.823	28.714	36.628	32.481	237.3	10:32:46.495	11	1:36.437	28.600	36.172	31.665	238.4	10:33:21.668
12	1:46.625	30.667	40.425	35.533	238.4	10:34:33.120	12	1:52.409 P	28.417	38.358	45.634	240.5	10:35:14.077
13	1:48.066 P	28.817	37.696	41.553	235.8	10:36:21.186							

7

Jack Doohan

Dallara F317 HWA

12 Christian Hahn

Dallara F317 Spiess

R

Double R

R

Carlin Motorsport

Lap D	Time	Sector 1	Sector 2	Sector 3	T. Spd	Elapsed	Lap D	Time	Sector 1	Sector 2	Sector 3	T. Spd	Elapsed
1	10:12:29.703	10:11:00.852	48.100	40.751	143.6	10:12:29.703	1	10:12:32.251	10:11:07.075	44.261	40.915	133.6	10:12:32.251
2	1:56.349	34.555	43.589	38.205	207.2	10:14:26.052	2	1:57.207	32.886	44.467	39.854	225.0	10:14:29.458
3	1:38.217	29.036	36.902	32.279	234.7	10:16:04.269	3	1:39.532	29.300	37.571	32.661	236.8	10:16:08.990
4	1:38.137	28.911	36.793	32.433	236.3	10:17:42.406	4	1:38.048	28.700	36.907	32.441	237.3	10:17:47.038
5	1:38.388	28.783	37.050	32.555	237.3	10:19:20.794	5	1:41.100	28.802	37.603	34.695	237.8	10:19:28.138
6	1:44.214 P	29.399	37.110	37.705	236.3	10:21:05.008	6	1:38.182	28.736	36.760	32.686	237.3	10:21:06.320
7	7:48.835	6:30.809	44.445	33.581	140.9	10:28:53.843	7	1:45.001 P	29.115	37.151	38.735	234.7	10:22:51.321
8	1:37.735	29.071	36.582	32.082	233.2	10:30:31.578	8	6:14.702	4:56.676	41.394	36.632	168.2	10:29:06.023
9	1:37.555	28.910	36.507	32.138	234.2	10:32:09.133	9	1:46.004	31.133	40.435	34.436	204.5	10:30:52.027
10	1:37.835	28.918	36.759	32.158	234.2	10:33:46.968	10	1:36.582	28.503	36.230	31.849	236.8	10:34:08.523
11	1:37.931	28.790	36.973	32.168	234.7	10:35:24.899	11	1:47.657 P	28.536	37.342	41.779	235.8	10:35:56.180
12	1:58.332 P	31.940	44.774	41.618	234.2	10:37:23.231							

8

Lukas Dunner

Dallara F317 HWA

14 Yuki Tsunoda

Dallara F317 Spiess

Teo Martin Motorsport

R

Team Motopark

Lap D	Time	Sector 1	Sector 2	Sector 3	T. Spd	Elapsed	Lap D	Time	Sector 1	Sector 2	Sector 3	T. Spd	Elapsed
1	10:12:41.451	10:11:06.309	55.221	39.921	136.5	10:12:41.451	1	10:12:25.833	10:10:56.158	49.504	40.171	143.0	10:12:25.833
2	1:57.553	31.778	46.748	39.027	217.7	10:14:39.004	2	1:56.101	34.547	43.851	37.703	208.8	10:14:21.934
3	1:53.874	29.213	41.388	43.273	233.7	10:16:32.878	3	1:38.297	29.007	36.921	32.369	236.8	10:16:00.231
4	1:38.308	29.138	36.888	32.282	235.8	10:18:11.186	4	1:37.994	28.896	36.789	32.309	237.3	10:17:38.225
5	1:38.045	28.930	36.841	32.274	235.8	10:19:49.231	5	1:38.144	28.863	36.928	32.353	236.3	10:19:16.369
6	1:38.338	28.986	36.943	32.409	234.7	10:21:27.569	6	1:38.325	28.868	36.988	32.469	235.8	10:20:54.694
7	1:41.867 P	29.053	36.956	35.858	233.7	10:23:09.436	7	1:44.478 P	28.984	37.079	38.415	235.2	10:22:39.172
8	4:51.196	3:33.808	41.440	35.948	179.7	10:28:00.632	8	7:10.005	5:41.627	48.556	39.822	144.9	10:29:49.177
9	1:50.757	31.676	41.757	37.324	214.7	10:29:51.389	9	1:54.406	34.630	44.627	35.149	190.4	10:31:43.583
10	1:37.187	28.691	36.613	31.883	238.4	10:31:28.576	10	1:36.912	28.718	36.297	31.897	236.3	10:33:20.495
11	1:37.491	28.866	36.657	31.968	234.7	10:33:06.067	11	1:37.211	28.591	36.553	32.067	237.3	10:34:57.706
12	1:37.297	28.716	36.549	32.032	235.2	10:34:43.364	12	1:46.163 P	28.667	36.488	41.008	235.8	10:36:43.869
13	1:42.280 P	29.074	36.784	36.422	234.2	10:36:25.644							





Circuit de Barcelona
Euroformula Open
Qualifying - 2
Lap Analysis



18

Niklas Krütten

Dallara F317 Spiess

26

Linus Lundqvist

Dallara F317 HWA

R

Team Motopark

R

Double R

Lap D	Time	Sector 1	Sector 2	Sector 3	T. Spd	Elapsed	Lap D	Time	Sector 1	Sector 2	Sector 3	T. Spd	Elapsed
1	10:12:06.013	10:10:43.451	43.059	39.503	154.5	10:12:06.013	1	10:12:26.687	10:10:57.295	49.286	40.106	145.7	10:12:26.687
2	1:39.405	29.678	37.215	32.512	233.7	10:13:45.418	2	1:57.454	34.942	44.347	38.165	213.4	10:14:24.141
3	1:38.614	28.979	37.119	32.516	235.2	10:15:24.032	3	1:38.939	29.106	37.244	32.589	235.2	10:16:03.080
4	1:44.161 P	28.964	37.182	38.015	236.3	10:17:08.193	4	1:38.313	28.960	36.905	32.448	235.8	10:17:41.393
5	2:54.329	1:40.420	40.420	33.489	159.0	10:20:02.522	5	1:37.992	28.892	36.939	32.161	235.2	10:19:19.385
6	1:38.479	29.187	36.951	32.341	232.7	10:21:41.001	6	1:43.785 P	28.896	36.951	37.938	234.7	10:21:03.170
7	1:38.102	28.968	36.794	32.340	234.7	10:23:19.103	7	7:42.876	6:16.443	47.390	39.043	129.8	10:28:46.046
8	1:43.985 P	28.956	36.900	38.129	235.2	10:25:03.088	8	1:50.661	32.142	42.759	35.760	232.2	10:30:36.707
9	5:50.474	4:21.582	50.047	38.845	128.7	10:30:53.562	9	1:36.880	28.797	36.442	31.641	238.4	10:32:13.587
10	1:42.768	30.724	39.568	32.476	223.6	10:32:36.330	10	1:36.981	28.679	36.438	31.864	236.8	10:33:50.568
11	1:37.246	28.652	36.540	32.054	237.8	10:34:13.576	11	1:37.198	28.676	36.524	31.998	237.3	10:35:27.766
12	1:37.564	28.617	36.577	32.370	236.8	10:35:51.140	12	2:00.188 P	35.136	42.435	42.617	191.8	10:37:27.954
13	1:49.657 P	29.422	38.780	41.455	234.7	10:37:40.797							

21

Calan Williams

Dallara F317 HWA

30

Liam Lawson

Dallara F317 Spiess

R

Fortec Motorsport

R

Team Motopark

Lap D	Time	Sector 1	Sector 2	Sector 3	T. Spd	Elapsed	Lap D	Time	Sector 1	Sector 2	Sector 3	T. Spd	Elapsed
1	10:12:27.536	10:11:02.169	46.017	39.350	136.1	10:12:27.536	1	10:12:44.383	10:11:14.744	51.014	38.625	146.3	10:12:44.383
2	1:41.920	31.604	37.731	32.585	230.2	10:14:09.456	2	1:59.794	35.006	43.964	40.824	173.3	10:14:44.177
3	1:39.248	29.220	37.533	32.495	231.2	10:15:48.704	3	1:40.801	28.944	36.916	34.941	235.8	10:16:24.978
4	1:38.336	29.132	37.004	32.200	232.7	10:17:27.040	4	1:37.887	28.813	36.706	32.368	235.2	10:18:02.865
5	1:44.282 P	29.062	36.745	38.475	231.7	10:19:11.322	5	1:38.062	28.717	36.798	32.547	236.8	10:19:40.927
6	7:40.912	6:25.442	41.285	34.185	163.1	10:26:52.234	6	1:49.583 P	28.904	39.271	41.408	236.3	10:21:30.510
7	1:38.648	29.491	37.113	32.044	229.7	10:28:30.882	7	8:15.513	6:46.384	49.773	39.356	125.2	10:29:46.023
8	1:37.954	29.007	36.589	32.358	232.2	10:30:08.836	8	1:50.214	34.093	41.106	35.015	229.2	10:31:36.237
9	1:39.358	28.942	36.631	33.785	234.2	10:31:48.194	9	1:37.062	28.676	36.494	31.892	235.2	10:33:13.299
10	1:37.718	28.739	36.726	32.253	236.3	10:33:25.912	10	1:36.842	28.463	36.305	32.074	237.3	10:34:50.141
11	1:38.089	28.861	36.760	32.468	235.2	10:35:04.001	11	1:59.149 P	28.531	48.679	41.939	236.3	10:36:49.290
12	2:02.637 P	35.140	46.251	41.246	235.2	10:37:06.638							

25

Cameron Das

Dallara F317 Spiess

31

Billy Monger

Dallara F317 Spiess

R

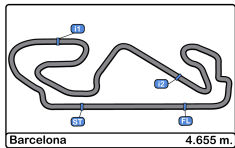
Team Motopark

R

Carlin Motorsport

Lap D	Time	Sector 1	Sector 2	Sector 3	T. Spd	Elapsed	Lap D	Time	Sector 1	Sector 2	Sector 3	T. Spd	Elapsed
1	10:12:03.013	10:10:43.730	40.896	38.387	155.8	10:12:03.013	1	10:12:35.614	10:11:08.729	48.304	38.581	133.8	10:12:35.614
2	1:46.581	30.818	41.260	34.503	233.7	10:13:49.594	2	1:58.552	33.367	42.549	42.636	203.0	10:14:34.166
3	1:38.870	29.086	37.124	32.660	236.3	10:15:28.464	3	1:44.831	31.288	39.603	33.940	199.6	10:16:18.997
4	1:43.328 P	28.851	36.977	37.500	237.3	10:17:11.792	4	1:38.046	28.573	36.827	32.646	237.8	10:17:57.043
5	3:15.062	2:00.018	40.435	34.609	167.1	10:20:26.854	5	1:45.849	28.687	40.397	36.765	237.3	10:19:42.892
6	1:42.803	30.055	38.288	34.460	224.0	10:22:09.657	6	1:46.483 P	28.850	36.922	40.711	235.2	10:21:29.375
7	1:38.027	28.887	36.672	32.468	233.7	10:23:47.684	7	7:14.475	5:48.926	45.234	40.315	122.7	10:28:43.850
8	1:44.689 P	28.835	36.890	38.964	235.8	10:25:32.373	8	1:51.228	32.329	43.743	35.156	230.7	10:30:35.078
9	3:24.988	2:05.187	45.102	34.699	153.6	10:28:57.361	9	1:43.129	30.794	39.118	33.217	235.8	10:32:18.207
10	1:45.024	29.874	38.349	36.801	226.4	10:30:42.385	10	1:36.830	28.657	36.310	31.863	235.8	10:33:55.037
11	1:37.378	28.739	36.611	32.028	235.8	10:32:19.763	11	1:37.214	28.723	36.440	32.051	236.8	10:35:32.251
12	1:37.392	28.553	36.613	32.226	240.0	10:33:57.155	12	1:58.242 P	32.190	42.025	44.027	236.3	10:37:30.493
13	1:37.673	28.618	36.739	32.316	240.0	10:35:34.828							
14	1:57.557 P	30.967	42.363	44.227	238.9	10:37:32.385							





Circuit de Barcelona
Euroformula Open
Qualifying - 2
Lap Analysis



33

Marino Sato

Dallara F317 Spiess

Team Motopark

Lap	D	Time	Sector 1	Sector 2	Sector 3	T. Spd	Elapsed
1		10:12:24.004	10:10:52.638	50.495	40.871	130.7	10:12:24.004
2		1:52.569	33.901	43.811	34.857	222.2	10:14:16.573
3		1:38.077	28.855	36.875	32.347	236.8	10:15:54.650
4		1:37.712	28.624	36.836	32.252	237.8	10:17:32.362
5		1:52.488	35.154	44.048	33.286	237.8	10:19:24.850
6		1:43.683 P	28.755	36.793	38.135	236.8	10:21:08.533
7		9:43.687	8:15.320	47.858	40.509	138.2	10:30:52.220
8		1:51.883	34.196	43.139	34.548	230.2	10:32:44.103
9		1:36.875	28.623	36.446	31.806	237.3	10:34:20.978
10		1:37.244	28.501	36.570	32.173	236.3	10:35:58.222
11		2:35.244 P	37.278	55.693	1:02.273	212.1	10:38:33.466

63

Nicolai Kjaergaard

Dallara F317 Spiess

R

Carlin Motorsport

Lap	D	Time	Sector 1	Sector 2	Sector 3	T. Spd	Elapsed
1		10:12:35.041	10:11:08.137	48.058	38.846	126.3	10:12:35.041
2		1:58.409	33.109	42.845	42.455	198.1	10:14:33.450
3		1:43.214	31.148	38.714	33.352	197.0	10:16:16.664
4		1:37.400	28.668	36.443	32.289	235.2	10:17:54.064
5		1:37.565	28.683	36.530	32.352	235.2	10:19:31.629
6		1:37.542	28.563	36.539	32.440	235.8	10:21:09.171
7		1:46.825 P	28.940	37.455	40.430	235.2	10:22:55.996
8		6:07.325	4:48.853	42.933	35.539	154.7	10:29:03.321
9		1:45.428	31.686	39.463	34.279	206.1	10:30:48.749
10		1:36.458	28.557	36.268	31.633	235.8	10:32:25.207
11		1:37.308	28.485	36.713	32.110	236.3	10:34:02.515
12		1:36.500	28.449	36.325	31.726	237.8	10:35:39.015
13		1:57.113 P	30.401	42.209	44.503	234.2	10:37:36.128

99

Rui Andrade

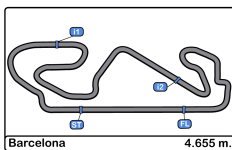
Dallara F317 HWA

R

Drivex School

Lap	D	Time	Sector 1	Sector 2	Sector 3	T. Spd	Elapsed
1		10:11:55.822	10:10:39.568	41.843	34.411	154.9	10:11:55.822
2		1:44.403	31.919	39.460	33.024	206.1	10:13:40.225
3		1:40.037	29.366	37.835	32.836	232.2	10:15:20.262
4		1:38.961	29.119	37.151	32.691	233.7	10:16:59.223
5		1:39.106	29.170	37.375	32.561	233.7	10:18:38.329
6		1:44.471 P	29.086	37.342	38.043	233.2	10:20:22.800
7		4:49.837	3:35.725	40.744	33.368	160.7	10:25:12.637
8		1:43.422	31.136	39.421	32.865	205.7	10:26:56.059
9		1:39.302	29.396	37.291	32.615	234.2	10:28:35.361
10		1:38.961	29.174	37.326	32.461	234.7	10:30:14.322
11		1:38.854	29.085	37.083	32.686	236.3	10:31:53.176
12		1:38.865	29.007	37.093	32.765	235.8	10:33:32.041
13		1:38.917	28.968	37.322	32.627	235.8	10:35:10.958
14		1:57.081 P	31.698	43.306	42.077	203.0	10:37:08.039



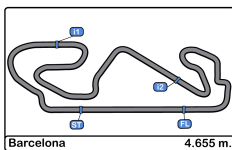


Circuito de Barcelona
Euroformula Open
Qualifying - 2
Best Sectors Results



Sector - 1				Sector - 2				Sector - 3				Ideal Lap vs Best Lap				
Clas	Nº	Driver	Time	Nº	Driver	Time	Nº	Driver	Time	Clas	Nº	Driver	Ideal Lap	Best Lap	Clas	
1	11	Teppei Natori	28.417	11	Teppei Natori	36.172	63	Nicolai Kjaergaard	31.633	1	11	Teppei Natori	1:36.254	1:36.437	1	
2	63	Nicolai Kjaergaard	28.449	12	Christian Hahn	36.230	26	Linus Lundqvist	31.641	2	63	Nicolai Kjaergaard	1:36.350	1:36.458	2	
3	30	Liam Lawson	28.463	63	Nicolai Kjaergaard	36.268	11	Teppei Natori	31.665	3	12	Christian Hahn	1:36.582	1:36.582	3	
4	33	Marino Sato	28.501	14	Yuki Tsunoda	36.297	33	Marino Sato	31.806	4	30	Liam Lawson	1:36.660	1:36.842	5	
5	12	Christian Hahn	28.503	30	Liam Lawson	36.305	12	Christian Hahn	31.849	5	31	Billy Monger	1:36.746	1:36.830	4	
6	25	Cameron Das	28.553	31	Billy Monger	36.310	31	Billy Monger	31.863	6	33	Marino Sato	1:36.753	1:36.875	6	
7	31	Billy Monger	28.573	26	Linus Lundqvist	36.438	8	Lukas Dunner	31.883	7	26	Linus Lundqvist	1:36.755	1:36.880	7	
8	14	Yuki Tsunoda	28.591	33	Marino Sato	36.446	30	Liam Lawson	31.892	8	14	Yuki Tsunoda	1:36.785	1:36.912	8	
9	18	Niklas Krütten	28.617	7	Jack Doohan	36.507	14	Yuki Tsunoda	31.897	9	8	Lukas Dunner	1:37.123	1:37.187	9	
10	26	Linus Lundqvist	28.676	18	Niklas Krütten	36.540	25	Cameron Das	32.028	10	25	Cameron Das	1:37.192	1:37.378	11	
11	8	Lukas Dunner	28.691	8	Lukas Dunner	36.549	21	Calan Williams	32.044	11	18	Niklas Krütten	1:37.211	1:37.246	10	
12	6	Ido Cohen	28.714	6	Ido Cohen	36.586	18	Niklas Krütten	32.054	12	7	Jack Doohan	1:37.372	1:37.555	12	
13	21	Calan Williams	28.739	21	Calan Williams	36.589	7	Jack Doohan	32.082	13	21	Calan Williams	1:37.372	1:37.718	14	
14	7	Jack Doohan	28.783	25	Cameron Das	36.611	6	Ido Cohen	32.133	14	6	Ido Cohen	1:37.433	1:37.614	13	
15	99	Rui Andrade	28.968	99	Rui Andrade	37.083	99	Rui Andrade	32.461	15	99	Rui Andrade	1:38.512	1:38.854	15	



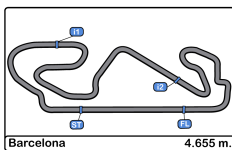


Circuito de Barcelona
Euroformula Open
Qualifying - 2
Best 5 Lap Times



Cls	Nº	Entrant	Nat	Driver	Nat	Cat	Cls	Chassis - Engine	Team	Best 1		Best 2		Best 3		Best 4		Best 5	
										Time	Lap	Time	Lap	Time	Lap	Time	Lap	Time	Lap
1	11	Carlin Motorsport	GBR	Teppei Natori	JPN	R	1	Dallara F317 Spiess	Carlin Motorsport	1:36.437	11	1:37.070	4	1:42.698	3	1:46.156	10	1:47.116	9
2	63	Carlin Motorsport	GBR	Nicolai Kjaergaard	DNK	R	2	Dallara F317 Spiess	Carlin Motorsport	1:36.458	10	1:36.500	12	1:37.308	11	1:37.400	4	1:37.542	6
3	12	Carlin Motorsport	GBR	Christian Hahn	BRA			Dallara F317 Spiess	Carlin Motorsport	1:36.582	11	1:38.048	4	1:38.182	6	1:39.532	3	1:39.914	10
4	31	Carlin Motorsport	GBR	Billy Monger	GBR	R	3	Dallara F317 Spiess	Carlin Motorsport	1:36.830	10	1:37.214	11	1:38.046	4	1:43.129	9	1:44.831	3
5	30	Team Motopark	DEU	Liam Lawson	NZL	R	4	Dallara F317 Spiess	Team Motopark	1:36.842	10	1:37.062	9	1:37.887	4	1:38.062	5	1:40.801	3
6	33	Team Motopark	DEU	Marino Sato	JPN			Dallara F317 Spiess	Team Motopark	1:36.875	9	1:37.244	10	1:37.712	4	1:38.077	3	1:43.683	6
7	26	Double R	GBR	Linus Lundqvist	SWE	R	5	Dallara F317 HWA	Double R	1:36.880	9	1:36.981	10	1:37.198	11	1:37.992	5	1:38.313	4
8	14	Team Motopark	DEU	Yuki Tsunoda	JPN	R	6	Dallara F317 Spiess	Team Motopark	1:36.912	10	1:37.211	11	1:37.994	4	1:38.144	5	1:38.297	3
9	8	Teo Martin Motorsport	ESP	Lukas Dunner	AUT			Dallara F317 HWA	Teo Martin Motorsport	1:37.187	10	1:37.297	12	1:37.491	11	1:38.045	5	1:38.308	4
10	18	Team Motopark	DEU	Niklas Krütten	DEU	R	7	Dallara F317 Spiess	Team Motopark	1:37.246	11	1:37.564	12	1:38.102	7	1:38.479	6	1:38.614	3
11	25	Team Motopark	DEU	Cameron Das	USA			Dallara F317 Spiess	Team Motopark	1:37.378	11	1:37.392	12	1:37.673	13	1:38.027	7	1:38.870	3
12	7	Double R	GBR	Jack Doohan	AUS	R	8	Dallara F317 HWA	Double R	1:37.555	9	1:37.735	8	1:37.835	10	1:37.931	11	1:38.137	4
13	6	Carlin Motorsport	GBR	Ido Cohen	ISR	R	9	Dallara F317 Spiess	Carlin Motorsport	1:37.614	10	1:37.823	11	1:38.719	9	1:38.750	5	1:39.048	3
14	21	Fortec Motorsport	GBR	Calan Williams	AUS			Dallara F317 HWA	Fortec Motorsport	1:37.718	10	1:37.954	8	1:38.089	11	1:38.336	4	1:38.648	7
15	99	Drivex School	ESP	Rui Andrade	AGO	R	10	Dallara F317 HWA	Drivex School	1:38.854	11	1:38.865	12	1:38.917	13	1:38.961	4	1:38.961	10



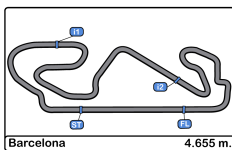


Circuito de Barcelona
Euroformula Open
Qualifying - 2
Best 5 Top Speeds



Cls	Nº	Entrant	Nat	Driver	Nat	Cat	Cls	Chassis - Engine	Team	Top 1		Top 2		Top 3		Top 4		Top 5		Avg
										Km/h	Lap	Km/h	Lap	Km/h	Lap	Km/h	Lap	Km/h	Lap	
1	11	Carlin Motorsport	GBR	Teppei Natori	JPN	R	1	Dallara F317 Spiess	Carlin Motorsport	240.5	12	238.4	11	237.3	5	237.3	10	236.3	3	237.9
2	25	Team Motopark	DEU	Cameron Das	USA			Dallara F317 Spiess	Team Motopark	240.0	12	240.0	13	238.9	14	237.3	4	236.3	3	238.5
3	6	Carlin Motorsport	GBR	Ido Cohen	ISR	R	2	Dallara F317 Spiess	Carlin Motorsport	238.9	4	238.4	12	237.8	5	237.3	3	237.3	11	237.9
4	8	Teo Martin Motorsport	ESP	Lukas Dunner	AUT			Dallara F317 HWA	Teo Martin Motorsport	238.4	10	235.8	4	235.8	5	235.2	12	234.7	6	236.0
5	26	Double R	GBR	Linus Lundqvist	SWE	R	3	Dallara F317 HWA	Double R	238.4	9	237.3	11	236.8	10	235.8	4	235.2	3	236.7
6	12	Carlin Motorsport	GBR	Christian Hahn	BRA			Dallara F317 Spiess	Carlin Motorsport	237.8	5	237.3	4	237.3	6	236.8	3	236.8	11	237.2
7	18	Team Motopark	DEU	Niklas Krütten	DEU	R	4	Dallara F317 Spiess	Team Motopark	237.8	11	236.8	12	236.3	4	235.2	3	235.2	8	236.3
8	31	Carlin Motorsport	GBR	Billy Monger	GBR	R	5	Dallara F317 Spiess	Carlin Motorsport	237.8	4	237.3	5	236.8	11	236.3	12	235.8	9	236.8
9	33	Team Motopark	DEU	Marino Sato	JPN			Dallara F317 Spiess	Team Motopark	237.8	4	237.8	5	237.3	9	236.8	3	236.8	6	237.3
10	63	Carlin Motorsport	GBR	Nicolai Kjaergaard	DNK	R	6	Dallara F317 Spiess	Carlin Motorsport	237.8	12	236.3	11	235.8	6	235.8	10	235.2	4	236.2
11	7	Double R	GBR	Jack Doohan	AUS	R	7	Dallara F317 HWA	Double R	237.3	5	236.3	4	236.3	6	234.7	3	234.7	11	235.9
12	14	Team Motopark	DEU	Yuki Tsunoda	JPN	R	8	Dallara F317 Spiess	Team Motopark	237.3	4	237.3	11	236.8	3	236.3	5	236.3	10	236.8
13	30	Team Motopark	DEU	Liam Lawson	NZL	R	9	Dallara F317 Spiess	Team Motopark	237.3	10	236.8	5	236.3	6	236.3	11	235.8	3	236.5
14	21	Fortec Motorsport	GBR	Calan Williams	AUS			Dallara F317 HWA	Fortec Motorsport	236.3	10	235.2	11	235.2	12	234.2	9	232.7	4	234.7
15	99	Drivex School	ESP	Rui Andrade	AGO	R	10	Dallara F317 HWA	Drivex School	236.3	11	235.8	12	235.8	13	234.7	10	234.2	9	235.3



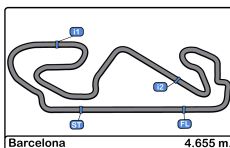


Circuito de Barcelona
Euroformula Open
Qualifying - 2
Fastest Laps Sequence



Lap	Time of Day	Session Time	Nº	Entrant	Nat	Driver	Nat	Cat	Chassis - Engine	Team	Time	Km/h
2	10:13:40.225	3:40.225	99	Drivex School	ESP	Rui Andrade	AGO	R	Dallara F317 HWA	Drivex School	1:44.403	160.5
2	10:13:45.418	3:45.418	18	Team Motopark	DEU	Niklas Krütten	DEU	R	Dallara F317 Spiess	Team Motopark	1:39.405	168.5
3	10:15:24.032	5:24.032	18	Team Motopark	DEU	Niklas Krütten	DEU	R	Dallara F317 Spiess	Team Motopark	1:38.614	169.9
3	10:15:54.650	5:54.650	33	Team Motopark	DEU	Marino Sato	JPN		Dallara F317 Spiess	Team Motopark	1:38.077	170.8
4	10:17:32.362	7:32.362	33	Team Motopark	DEU	Marino Sato	JPN		Dallara F317 Spiess	Team Motopark	1:37.712	171.5
4	10:17:54.064	7:54.064	63	Carlin Motorsport	GBR	Nicolai Kjaergaard	DNK	R	Dallara F317 Spiess	Carlin Motorsport	1:37.400	172.0
4	10:18:06.725	8:06.725	11	Carlin Motorsport	GBR	Teppei Natori	JPN	R	Dallara F317 Spiess	Carlin Motorsport	1:37.070	172.6
9	10:32:13.587	22:13.587	26	Double R	GBR	Linus Lundqvist	SWE	R	Dallara F317 HWA	Double R	1:36.880	172.9
10	10:32:25.207	22:25.207	63	Carlin Motorsport	GBR	Nicolai Kjaergaard	DNK	R	Dallara F317 Spiess	Carlin Motorsport	1:36.458	173.7
11	10:33:21.668	23:21.668	11	Carlin Motorsport	GBR	Teppei Natori	JPN	R	Dallara F317 Spiess	Carlin Motorsport	1:36.437	173.7



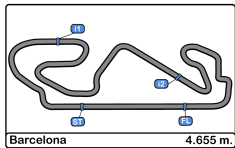


Circuito de Barcelona
Euroformula Open
Qualifying - 2
Event Best Maximum Speed



Nº	Entrant	Nat	Driver	Nat	Cat	Clas	Chassis - Engine	Team	Km/h	Session
33	Team Motopark	DEU	Marino Sato	JPN			Dallara F317 Spiess	Team Motopark	242.1	Free Practice - 1
14	Team Motopark	DEU	Yuki Tsunoda	JPN	R	1	Dallara F317 Spiess	Team Motopark	242.1	Free Practice - 2
63	Carlin Motorsport	GBR	Nicolai Kjaergaard	DNK	R	2	Dallara F317 Spiess	Carlin Motorsport	240.5	Free Practice - 1
31	Carlin Motorsport	GBR	Billy Monger	GBR	R	3	Dallara F317 Spiess	Carlin Motorsport	240.5	Free Practice - 1
18	Team Motopark	DEU	Niklas Krütten	DEU	R	4	Dallara F317 Spiess	Team Motopark	240.5	Free Practice - 1
25	Team Motopark	DEU	Cameron Das	USA			Dallara F317 Spiess	Team Motopark	240.5	Free Practice - 2
11	Carlin Motorsport	GBR	Teppei Natori	JPN	R	5	Dallara F317 Spiess	Carlin Motorsport	240.5	Qualifying - 2
99	Drivex School	ESP	Rui Andrade	AGO	R	6	Dallara F317 HWA	Drivex School	240.0	Free Practice - 1
21	Fortec Motorsport	GBR	Calan Williams	AUS			Dallara F317 HWA	Fortec Motorsport	240.0	Free Practice - 1
6	Carlin Motorsport	GBR	Ido Cohen	ISR	R	7	Dallara F317 Spiess	Carlin Motorsport	240.0	Free Practice - 1
8	Teo Martin Motorsport	ESP	Lukas Dunner	AUT			Dallara F317 HWA	Teo Martin Motorsport	240.0	Free Practice - 1
30	Team Motopark	DEU	Liam Lawson	NZL	R	8	Dallara F317 Spiess	Team Motopark	240.0	Free Practice - 2
26	Double R	GBR	Linus Lundqvist	SWE	R	9	Dallara F317 HWA	Double R	240.0	Free Practice - 2
12	Carlin Motorsport	GBR	Christian Hahn	BRA			Dallara F317 Spiess	Carlin Motorsport	238.9	Free Practice - 2
7	Double R	GBR	Jack Doohan	AUS	R	10	Dallara F317 HWA	Double R	238.4	Free Practice - 2
20	Fortec Motorsport	GBR	Manuel Maldonado	VEN	R	11	Dallara F317 HWA	Fortec Motorsport	236.3	Free Practice - 1





Circuit de Barcelona
Euroformula Open
Qualifying - 2
Pit Stop Analysis



6 Ido Cohen R Carlin Motorsport
 Dallara F317 Spiess

Nr.	In Day Time	In Time	Out Time	Pit Time	T. Pit Time	Handicap	Penalty
1	10:21:24.070	10:21:24.070	10:24:15.914	2:51.844	2:51.844		

7 Jack Doohan R Double R
 Dallara F317 HWA

Nr.	In Day Time	In Time	Out Time	Pit Time	T. Pit Time	Handicap	Penalty
1	10:21:02.405	10:21:02.405	10:26:59.162	5:56.757	5:56.757		

8 Lukas Dunner Teo Martin Motorsport
 Dallara F317 HWA

Nr.	In Day Time	In Time	Out Time	Pit Time	T. Pit Time	Handicap	Penalty
1	10:23:07.003	10:23:07.003	10:26:10.799	3:03.796	3:03.796		

11 Teppei Natori R Carlin Motorsport
 Dallara F317 Spiess

Nr.	In Day Time	In Time	Out Time	Pit Time	T. Pit Time	Handicap	Penalty
1	10:21:43.950	10:21:43.950	10:24:27.345	2:43.395	2:43.395		

12 Christian Hahn Carlin Motorsport
 Dallara F317 Spiess

Nr.	In Day Time	In Time	Out Time	Pit Time	T. Pit Time	Handicap	Penalty
1	10:22:48.738	10:22:48.738	10:27:14.411	4:25.673	4:25.673		

14 Yuki Tsunoda R Team Motopark
 Dallara F317 Spiess

Nr.	In Day Time	In Time	Out Time	Pit Time	T. Pit Time	Handicap	Penalty
1	10:22:36.212	10:22:36.212	10:27:42.536	5:06.324	5:06.324		

18 Niklas Krütten R Team Motopark
 Dallara F317 Spiess

Nr.	In Day Time	In Time	Out Time	Pit Time	T. Pit Time	Handicap	Penalty
1	10:17:05.648	10:17:05.648	10:18:15.907	1:10.259	1:10.259		
2	10:25:00.511	10:25:00.511	10:28:45.518	3:45.007	4:55.266		

21 Calan Williams Fortec Motorsport
 Dallara F317 HWA

Nr.	In Day Time	In Time	Out Time	Pit Time	T. Pit Time	Handicap	Penalty
1	10:19:08.783	10:19:08.783	10:25:02.803	5:54.020	5:54.020		

25 Cameron Das Team Motopark
 Dallara F317 Spiess

Nr.	In Day Time	In Time	Out Time	Pit Time	T. Pit Time	Handicap	Penalty
1	10:17:09.131	10:17:09.131	10:18:37.857	1:28.726	1:28.726		
2	10:25:29.774	10:25:29.774	10:27:02.748	1:32.974	3:01.700		

26 Linus Lundqvist R Double R
 Dallara F317 HWA

Nr.	In Day Time	In Time	Out Time	Pit Time	T. Pit Time	Handicap	Penalty
1	10:21:00.691	10:21:00.691	10:26:40.801	5:40.110	5:40.110		

30 Liam Lawson R Team Motopark
 Dallara F317 Spiess

Nr.	In Day Time	In Time	Out Time	Pit Time	T. Pit Time	Handicap	Penalty
1	10:21:27.647	10:21:27.647	10:27:34.541	6:06.894	6:06.894		

31 Billy Monger R Carlin Motorsport
 Dallara F317 Spiess

Nr.	In Day Time	In Time	Out Time	Pit Time	T. Pit Time	Handicap	Penalty
1	10:21:26.710	10:21:26.710	10:26:38.992	5:12.282	5:12.282		

33 Marino Sato Team Motopark
 Dallara F317 Spiess

Nr.	In Day Time	In Time	Out Time	Pit Time	T. Pit Time	Handicap	Penalty
1	10:21:05.646	10:21:05.646	10:28:43.691	7:38.045	7:38.045		

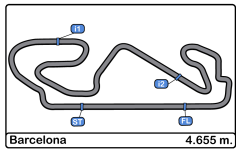
63 Nicolai Kjaergaard R Carlin Motorsport
 Dallara F317 Spiess

Nr.	In Day Time	In Time	Out Time	Pit Time	T. Pit Time	Handicap	Penalty
1	10:22:53.406	10:22:53.406	10:27:09.337	4:15.931	4:15.931		

99 Rui Andrade R Drivex School
 Dallara F317 HWA

Nr.	In Day Time	In Time	Out Time	Pit Time	T. Pit Time	Handicap	Penalty
1	10:20:20.273	10:20:20.273	10:23:25.194	3:04.921	3:04.921		

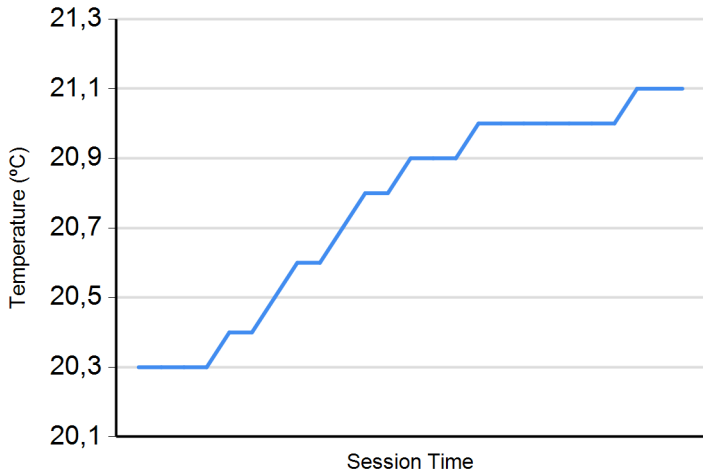




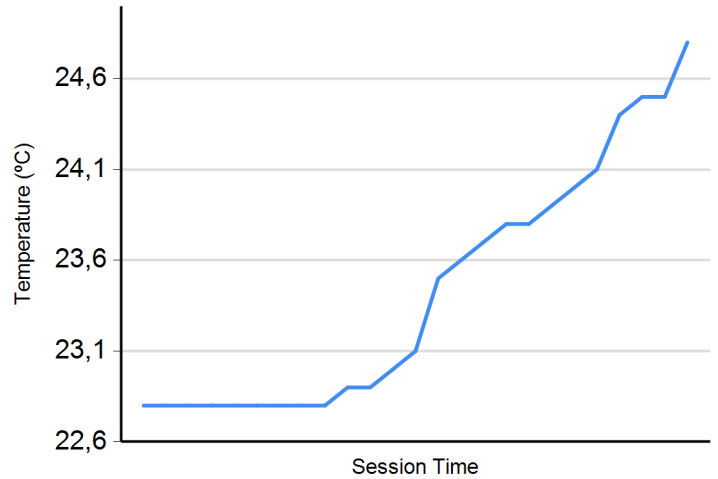
Circuit de Barcelona
Euroformula Open
Qualifying - 2
Weather Report



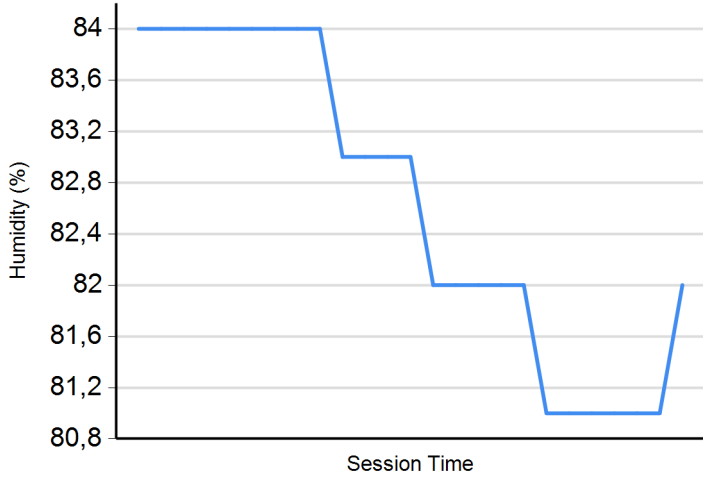
Air Temperature



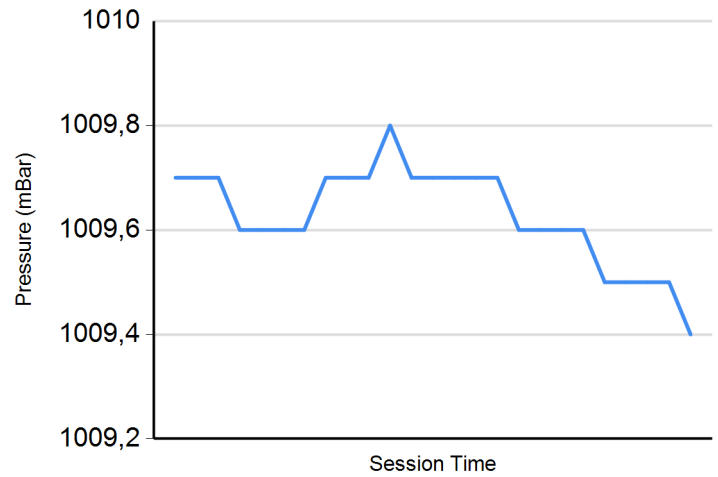
Track Temperature



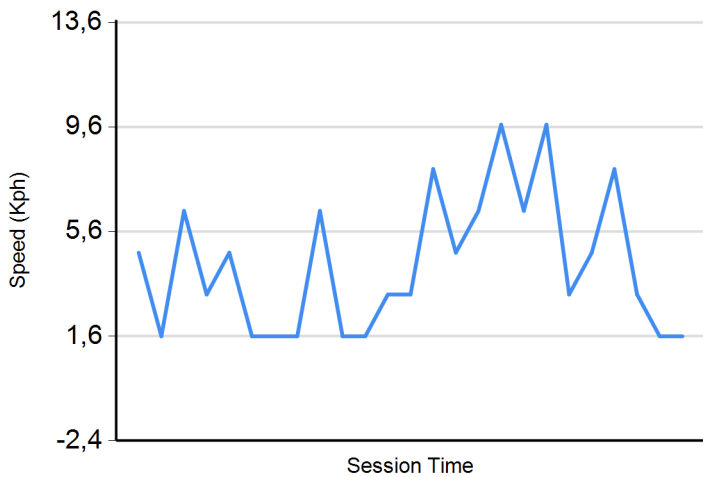
Humidity



Pressure



Wind Speed



Wind direction

North = 0°/360° Est = 90° South = 180° West = 270°

