

Circuito de Barcelona
GT Cup Open Europe
Race - 1
Provisional Results



Cls	Nº	Entrant/Team	Nat	Driver 1	Nat	Driver 2	Nat	Vehicle	Cat	Cl	Laps	Total Time	Gap	Interval	Km/h	Best	Time	Km/h	
1	6	Vincenzo Sospiri Racing	ITA	Hans-Peter Koller	CHE	Edoardo Liberati	ITA	Lamborghini Huracan Super Trofeo	PROAM	1	22	56:31.758			108.6	17	2:05.115	133.9	
2	13	Baporo Motorsport	ESP	Jaume Font	ESP	Joan Vinyes	AND	Porsche 991 Cup MY 2018	AM	1	22	56:41.821	10.063	10.063	108.3	16	2:09.024	129.8	
3	10	Baporo Motorsport	ESP	Daniel Díaz-Varela	ESP	Manel Cerqueda	AND	Audi R8 LMS	AM	2	22	56:50.162	18.404	8.341	108.1	18	2:07.864	131.0	
4	12	Antonelli MotorSport	ITA	Glauco Solieri	ITA			Lamborghini Huracan Super Trofeo	AM	3	22	56:57.190	25.432	7.028	107.8	18	2:08.207	130.7	
5	37	Nat. Renstal de Bokkenrijders/EMG Motorsport	BEL	John De Wilde	BEL			Porsche 991 Cup MY 2018	AM	4	22	56:58.807	27.049	1.617	107.8	19	2:09.418	129.4	
6	22	A.C.S. / PZ Oberer Zurichsee By TFT	CHE	Niki Leutwiler	CHE			Porsche 911 Cup MY 2018	AM	5	22	57:02.324	30.566	3.517	107.7	13	2:08.795	130.1	
7	7	Teo Martin Motorsport	ESP	Marc De Fulgencio	ESP	Thiago Vivacqua	BRA	McLaren 570S	PROAM	2	22	57:10.120	38.362	7.796	107.4	9	2:09.455	129.4	
8	18	Teo Martin Motorsport	ESP	Guillem Pujeu	ESP	Faust Salom	ESP	McLaren 570S	PROAM	3	22	57:12.717	40.959	2.597	107.4	16	2:10.056	128.8	
9	95	Team Virage	POL	Fernando Navarrete	ESP	Alvaro Lobera	ESP	Aston Martin Vantage AMR	PROAM	4	22	57:27.344	55.586	14.627	106.9	18	2:09.942	128.9	
10	32	Victor Colome/Three Sixty Racing Team	ESP	Fernando Fortes	BRA			Mercedes AMG GT4 HP	AM	6	22	57:30.415	58.657	3.071	106.8	18	2:10.261	128.6	
11	81	Tsunami RT	ITA	Lino Curti	ITA	Carlo Curti	ITA	Porsche 991 Cup MY 2018	PROAM	5	22	57:32.624	1:00.866	2.209	106.7	16	2:10.253	128.6	
12	19	Duell Race	ITA	Eugenio Pisani	ITA	Stefano Bozzoni	ITA	Porsche 991 Cup MY 2018	PROAM	6	22	58:19.826	1:48.068	47.202	105.3	12	2:09.406	129.4	
13	71	Martinet By Almeras	FRA	Pierre Martinet	FRA	Christian Blugeon	FRA	Porsche 991 Cup MY 2017	AM	7	21	59:48.484	1 Lap	1 Lap	98.0	20	2:17.445	121.9	
Not classified: (Requirements: 75% of number laps of leader = 17 Laps)																			
3		Nat. Renstal de Bokkenrijders/EMG Motorsport	BEL	Nicolas Vandierendonck	BEL	Bas Schouten	NLD	Porsche 991 Cup MY 2018	PROAM	7	1	3:33.269	21 Laps	20 Laps	78.5	1	3:33.269	78.5	
27		Vincenzo Sospiri Racing	ITA	JP Mauro	BRA	Rodolfo Toni	BRA	Lamborghini Huracan Super Trofeo	AM	8									

Fastest lap Koller - Liberati in 2:05.115 at 133.9 Km/h in lap 17

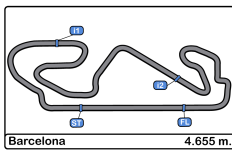
CAR #19 - 21 SECONDS TIME PENALTY ADDED TO RACE TIME LESS TIME TYRE CHANGE
 CAR #32 - 5 SECONDS TIME PENALTY ADDED TO RACE TIME OVERTAKING BEFORE THE LINE AFTER SC
 CAR #71 - 85 SECONDS TIME PENALTY ADDED TO RACE TIME LESS TIME TYRE CHANGE
 CAR #95 - 5 SECONDS TIME PENALTY TO BE ADDED TO RACE TIME SEVERAL TRACK LIMITS
 DRIVE THROUGH CAR 19 SPEEDING IN THE PIT LANE DONE DURING THE RACE

Published at:.....

Track Temp: 21.4 °C Air Temp: 20.5 °C Humidity: 86 % Track Status: WET

Stewards:	Race Director:	Timekeeper:
------------------	-----------------------	--------------------





Circuito de Barcelona
GT Cup Open Europe
Race - 1
Provisional Results by Class



Cls	Nº	Entrant/Team	Nat	Driver 1	Nat	Driver 2	Nat	Vehicle	Cat	Cl	Laps	Total Time	Gap	Interval	Km/h	Best	Time	Km/h	
PROAM																			
1	6	Vincenzo Sospiri Racing	ITA	<u>Hans-Peter Koller</u>	CHE	Edoardo Liberati	ITA	Lamborghini Huracan Super Trofeo	PROAM	1	22	56:31.758			108.6	17	2:05.115	133.9	
2	7	Teo Martin Motorsport	ESP	Marc De Fulgencio	ESP	<u>Thiago Vivacqua</u>	BRA	McLaren 570S	PROAM	2	22	57:10.120	38.362	38.362	107.4	9	2:09.455	129.4	
3	18	Teo Martin Motorsport	ESP	Guillem Pujeu	ESP	<u>Faust Salom</u>	ESP	McLaren 570S	PROAM	3	22	57:12.717	40.959	2.597	107.4	16	2:10.056	128.8	
4	95	Team Virage	POL	Fernando Navarrete	ESP	<u>Alvaro Lobera</u>	ESP	Aston Martin Vantage AMR	PROAM	4	22	57:27.344	55.586	14.627	106.9	18	2:09.942	128.9	
5	81	Tsunami RT	ITA	Lino Curti	ITA	<u>Carlo Curti</u>	ITA	Porsche 991 Cup MY 2018	PROAM	5	22	57:32.624	1:00.866	5.280	106.7	16	2:10.253	128.6	
6	19	Duell Race	ITA	Eugenio Pisani	ITA	<u>Stefano Bozzoni</u>	ITA	Porsche 991 Cup MY 2018	PROAM	6	22	58:19.826	1:48.068	47.202	105.3	12	2:09.406	129.4	
Not classified: (Requirements: 75% of number laps of leader = 17 Laps)																			
3		Nat. Renstal de Bokkenrijders/EMG Motorsport	BEL	Nicolas Vandierendonck	BEL	<u>Bas Schouten</u>	NLD	Porsche 991 Cup MY 2018	PROAM	7	1	3:33.269	21 Laps	21 Laps	78.5	1	3:33.269	78.5	
AM																			
1	13	Baporo Motorsport	ESP	Jaume Font	ESP	<u>Joan Vinyes</u>	NLD	Porsche 991 Cup MY 2018	AM	1	22	56:41.821			108.3	16	2:09.024	129.8	
2	10	Baporo Motorsport	ESP	<u>Daniel Díaz-Varela</u>	ESP	Manel Cerqueda	NLD	Audi R8 LMS	AM	2	22	56:50.162	18.404	8.341	108.1	18	2:07.864	131.0	
3	12	Antonelli MotorSport	ITA	Glauco Solieri	ITA			Lamborghini Huracan Super Trofeo	AM	3	22	56:57.190	25.432	7.028	107.8	18	2:08.207	130.7	
4	37	Nat. Renstal de Bokkenrijders/EMG Motorsport	BEL	John De Wilde	BEL			Porsche 991 Cup MY 2018	AM	4	22	56:58.807	27.049	1.617	107.8	19	2:09.418	129.4	
5	22	A.C.S. / PZ Oberer Zurichsee By TFT	CHE	Niki Leutwiler	CHE			Porsche 911 Cup MY 2018	AM	5	22	57:02.324	30.566	3.517	107.7	13	2:08.795	130.1	
6	32	Victor Colome/Three Sixty Racing Team	ESP	Fernando Fortes	BRA			Mercedes AMG GT4 HP	AM	6	22	57:30.415	58.657	28.091	106.8	18	2:10.261	128.6	
7	71	Martinet By Almeras	FRA	Pierre Martinet	FRA	<u>Christian Blugeon</u>	FRA	Porsche 991 Cup MY 2017	AM	7	21	59:48.484	1 Lap	1 Lap	98.0	20	2:17.445	121.9	
Not classified: (Requirements: 75% of number laps of leader = 17 Laps)																			
27		Vincenzo Sospiri Racing	ITA	JP Mauro	BRA	<u>Rodolfo Toni</u>	BRA	Lamborghini Huracan Super Trofeo	AM	8									

Fastest lap Koller - Liberati in 2:05.115 at 133.9 Km/h in lap 17

Published at:.....

Track Temp: 21.4 °C Air Temp: 20.5 °C Humidity: 86 % Track Status: **WET**

Stewards:	Race Director:	Timekeeper:
------------------	-----------------------	--------------------





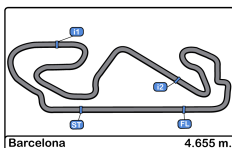
Circuit de Barcelona
GT Cup Open Europe
Race - 1



Provisional Classification by Driver Fastest Lap

Cl	Nº	Entrant/Team	Nat	Vehicle	Driver	Nat	Cat	Cl	Laps	Best	Time	Gap	Interval	Km/h
1	6	Vincenzo Sospiri Racing	ITA	Lamborghini Huracan Super Trofeo	Edoardo Liberati	ITA	PROAM	1	15	10	2:05.115			133.9
2	10	Baporo Motorsport	ESP	Audi R8 LMS	Manel Cerqueda	AND	AM	1	15	11	2:07.864	2.749	2.749	131.0
3	12	Antonelli MotorSport	ITA	Lamborghini Huracan Super Trofeo	Glauco Solieri	ITA	AM	2	22	18	2:08.207	3.092	0.343	130.7
4	22	A.C.S. / PZ Oberer Zurichsee By TFT	CHE	Porsche 911 Cup MY 2018	Niki Leutwiler	CHE	AM	3	22	13	2:08.795	3.680	0.588	130.1
5	13	Baporo Motorsport	ESP	Porsche 991 Cup MY 2018	Jaume Font	ESP	AM	4	11	5	2:09.024	3.909	0.229	129.8
6	19	Duell Race	ITA	Porsche 991 Cup MY 2018	Eugenio Pisani	ITA	PROAM	2	15	5	2:09.406	4.291	0.382	129.4
7	37	Nat. Renstal de Bokkenrijders/EMG Motorsport	BEL	Porsche 991 Cup MY 2018	John De Wilde	BEL	AM	5	22	19	2:09.418	4.303	0.012	129.4
8	7	Teo Martin Motorsport	ESP	McLaren 570S	Thiago Vivacqua	BRA	PROAM	3	10	9	2:09.455	4.340	0.037	129.4
9	95	Team Virage	POL	Aston Martin Vantage AMR	Fernando Navarrete	ESP	PROAM	4	14	10	2:09.942	4.827	0.487	128.9
10	18	Teo Martin Motorsport	ESP	McLaren 570S	Guillem Pujeu	ESP	PROAM	5	14	8	2:10.056	4.941	0.114	128.8
11	81	Tsunami RT	ITA	Porsche 991 Cup MY 2018	Lino Curti	ITA	PROAM	6	13	7	2:10.253	5.138	0.197	128.6
12	13	Baporo Motorsport	ESP	Porsche 991 Cup MY 2018	Joan Vinyes	AND	AM	6	11	8	2:10.259	5.144	0.006	128.6
13	32	Victor Colome/Three Sixty Racing Team	ESP	Mercedes AMG GT4 HP	Fernando Fortes	BRA	AM	7	22	18	2:10.261	5.146	0.002	128.6
14	7	Teo Martin Motorsport	ESP	McLaren 570S	Marc De Fulgencio	ESP	PROAM	7	12	10	2:10.542	5.427	0.281	128.3
15	18	Teo Martin Motorsport	ESP	McLaren 570S	Faust Salom	ESP	PROAM	8	8	7	2:14.510	9.395	3.968	124.5
16	81	Tsunami RT	ITA	Porsche 991 Cup MY 2018	Carlo Curti	ITA	PROAM	9	9	8	2:14.873	9.758	0.363	124.2
17	95	Team Virage	POL	Aston Martin Vantage AMR	Alvaro Lobera	ESP	PROAM	10	8	7	2:15.999	10.884	1.126	123.2
18	71	Martinet By Almeras	FRA	Porsche 991 Cup MY 2017	Pierre Martinet	FRA	AM	8	11	10	2:17.445	12.330	1.446	121.9
19	71	Martinet By Almeras	FRA	Porsche 991 Cup MY 2017	Christian Blugeon	FRA	AM	9	10	9	2:18.771	13.656	1.326	120.7
20	10	Baporo Motorsport	ESP	Audi R8 LMS	Daniel Díaz-Varela	ESP	AM	10	7	7	2:20.156	15.041	1.385	119.5
21	19	Duell Race	ITA	Porsche 991 Cup MY 2018	Stefano Bozzoni	ITA	PROAM	11	7	6	2:21.340	16.225	1.184	118.5
22	6	Vincenzo Sospiri Racing	ITA	Lamborghini Huracan Super Trofeo	Hans-Peter Koller	CHE	PROAM	12	7	6	2:26.601	21.486	5.261	114.3
23	3	Nat. Renstal de Bokkenrijders/EMG Motorsport	BEL	Porsche 991 Cup MY 2018	Bas Schouten	NLD	PROAM	13	1	1	3:33.269	1:28.15	1:06.668	78.5





Circuito de Barcelona
GT Cup Open Europe
Race - 1
Distance and Speed Average



Cls	Nº	Entrant/Team	Nat	Driver 1	Nat	Driver 2	Nat	Vehicle	Cat	Cls	Laps	Distance	Total Time	Km/h
1	6	Vincenzo Sospiri Racing	ITA	<u>Hans-Peter Koller</u>	CHE	Edoardo Liberati	ITA	Lamborghini Huracan Super Trofeo Evo	PROAM	1	22	102.41	56:31.758	108.6
2	13	Baporo Motorsport	ESP	Jaume Font	ESP	<u>Joan Vinyes</u>	AND	Porsche 991 Cup MY 2018	AM	1	22	102.41	56:41.821	108.3
3	10	Baporo Motorsport	ESP	<u>Daniel Díaz-Varela</u>	ESP	Manel Cerqueda	AND	Audi R8 LMS	AM	2	22	102.41	56:50.162	108.1
4	12	Antonelli MotorSport	ITA	Glauco Solieri	ITA			Lamborghini Huracan Super Trofeo Evo	AM	3	22	102.41	56:57.190	107.8
5	37	Nat. Rennst. de Bokkenrijders/EMG Motorsport	BEL	John De Wilde	BEL			Porsche 991 Cup MY 2018	AM	4	22	102.41	56:58.807	107.8
6	22	A.C.S. / PZ Oberer Zurichsee By TFT	CHE	Niki Leutwiler	CHE			Porsche 911 Cup MY 2018	AM	5	22	102.41	57:02.324	107.7
7	7	Teo Martin Motorsport	ESP	Marc De Fulgencio	ESP	<u>Thiago Vivacqua</u>	BRA	McLaren 570S	PROAM	2	22	102.41	57:10.120	107.4
8	18	Teo Martin Motorsport	ESP	Guillem Pujeu	ESP	<u>Faust Salom</u>	ESP	McLaren 570S	PROAM	3	22	102.41	57:12.717	107.4
9	95	Team Virage	POL	Fernando Navarrete	ESP	<u>Alvaro Lobera</u>	ESP	Aston Martin Vantage AMR	PROAM	4	22	102.41	57:27.344	106.9
10	32	Victor Colome/Three Sixty Racing Team	ESP	Fernando Fortes	BRA			Mercedes AMG GT4 HP	AM	6	22	102.41	57:30.415	106.8
11	81	Tsunami RT	ITA	Lino Curti	ITA	<u>Carlo Curti</u>	ITA	Porsche 991 Cup MY 2018	PROAM	5	22	102.41	57:32.624	106.7
12	19	Duell Race	ITA	Eugenio Pisani	ITA	<u>Stefano Bozzoni</u>	ITA	Porsche 991 Cup MY 2018	PROAM	6	22	102.41	58:19.826	105.3
13	71	Martinet By Almeras	FRA	Pierre Martinet	FRA	<u>Christian Blugeon</u>	FRA	Porsche 991 Cup MY 2017	AM	7	21	97.75	59:48.484	98.0
Not classified: (Requirements: 75% of number laps of leader = 17 Laps)														
	3	Nat. Rennst. de Bokkenrijders/EMG Motorsport	BEL	Nicolas Vandierendonck	BEL	<u>Bas Schouten</u>	NLD	Porsche 991 Cup MY 2018	PROAM	7	1	04.65	3:33.269	78.5
	27	Vincenzo Sospiri Racing	ITA	JP Mauro	BRA	<u>Rodolfo Toni</u>	BRA	Lamborghini Huracan Super Trofeo Evo	AM	8				





Circuit de Barcelona
GT Cup Open Europe
Race - 1
Lap Analysis



3 1 Nicolas Vandierendonck Porsche 991 Cup MY 2018
 PROAM 2 Bas Schouten Nat. Renstal de Bokkenrijders/EMG Motorsport

Lap	D	Time	Sector 1	Sector 2	Sector 3	T. Spd	Elapsed
1	2	3:33.269 P	1:07.770	1:17.771	1:07.728	112.1	3:33.269

6 1 Hans-Peter Koller Lamborghini Huracan Super Trofeo Evo
 PROAM 2 Edoardo Liberati Vincenzo Sospiri Racing

Lap	D	Time	Sector 1	Sector 2	Sector 3	T. Spd	Elapsed
1	1	6:06.026	4:02.003	1:09.021	55.002	134.4	6:06.026
2	1	2:58.207	50.406	1:15.811	51.990	160.4	9:04.233
3	1	3:17.630	1:01.852	1:17.891	57.887	91.5	12:21.863
4	1	3:16.085	1:00.969	1:16.352	58.764	109.8	15:37.948
5	1	2:57.349	59.211	1:06.882	51.256	123.9	18:35.297
6	1	2:26.601	42.761	55.566	48.274	160.0	21:01.898
7	1	2:27.528 P	40.764	55.411	51.353	209.7	23:29.426
8	2	3:31.303	2:00.413	48.732	42.158	175.6	27:00.729
9	2	2:06.524	36.072	48.407	42.045	242.6	29:07.253
10	2	2:06.150	36.537	47.841	41.772	243.7	31:13.403
11	2	2:06.417	36.301	48.097	42.019	239.4	33:19.820
12	2	2:07.252	35.701	48.720	42.831	245.4	35:27.072
13	2	2:07.556	35.610	48.634	43.312	246.0	37:34.628
14	2	2:05.723	35.366	47.737	42.620	245.4	39:40.351
15	2	2:06.571	35.908	48.098	42.565	237.8	41:46.922
16	2	2:05.844	35.499	48.185	42.160	247.1	43:52.766
17	2	2:05.115	35.475	47.663	41.977	244.8	45:57.881
18	2	2:05.227	35.483	47.835	41.909	244.8	48:03.108
19	2	2:06.399	35.468	47.988	42.943	244.8	50:09.507
20	2	2:06.619	35.594	48.356	42.669	243.2	52:16.126
21	2	2:07.758	35.955	48.446	43.357	243.2	54:23.884
22	2	2:07.874	36.204	48.505	43.165	242.1	56:31.758

7 1 Marc De Fulgencio McLaren 570S
 PROAM 2 Thiago Vivacqua Teo Martin Motorsport

Lap	D	Time	Sector 1	Sector 2	Sector 3	T. Spd	Elapsed
1	2	6:08.244	4:04.225	1:10.543	53.476	148.3	6:08.244
2	2	2:56.453	51.585	1:13.196	51.672	159.7	9:04.697
3	2	3:18.267	1:02.411	1:17.852	58.004	95.3	12:22.964
4	2	3:15.873	1:00.927	1:16.586	58.360	117.1	15:38.837
5	2	2:56.556	59.143	1:07.252	50.161	137.5	18:35.393
6	2	2:16.852	40.260	51.913	44.679	192.1	20:52.245
7	2	2:11.961	37.550	50.296	44.115	223.1	23:04.206
8	2	2:09.919	36.920	49.040	43.959	247.7	25:14.125
9	2	2:09.455	36.726	49.154	43.575	250.5	27:23.580
10	2	2:13.906 P	36.743	49.252	47.911	251.1	29:37.486
11	1	3:22.783	1:46.934	50.778	45.071	184.6	33:00.269
12	1	2:11.790	37.164	50.242	44.384	247.7	35:12.059
13	1	2:11.968	37.032	50.283	44.653	251.7	37:24.027
14	1	2:11.958	36.565	50.491	44.902	254.1	39:35.985
15	1	2:12.266	36.626	50.569	45.071	253.5	41:48.251
16	1	2:12.487	36.417	50.017	46.053	255.3	44:00.738
17	1	2:11.318	36.896	49.631	44.791	255.3	46:12.056
18	1	2:11.533	36.676	50.538	44.319	254.7	48:23.589
19	1	2:13.093	38.796	50.011	44.286	255.9	50:36.682
20	1	2:10.542	36.328	49.654	44.560	254.7	52:47.224
21	1	2:11.677	36.210	50.384	45.083	252.9	54:58.901
22	1	2:11.219	36.596	50.012	44.611	252.9	57:10.120

10 1 Daniel Díaz-Varela Audi R8 LMS
 AM 2 Manel Cerqueda Baporo Motorsport

Lap	D	Time	Sector 1	Sector 2	Sector 3	T. Spd	Elapsed
1	1	5:45.327	3:45.365	1:05.172	54.790	128.8	5:45.327
2	1	3:11.936	53.429	1:18.188	1:00.319	141.1	8:57.263
3	1	3:20.457	1:04.676	1:17.827	57.954	116.3	12:17.720
4	1	3:15.869	1:01.729	1:15.831	58.309	105.5	15:33.589
5	1	2:59.545	59.936	1:06.987	52.622	118.0	18:33.134
6	1	2:20.897	41.787	53.862	45.248	187.8	20:54.031
7	1	2:20.156 P	38.675	51.099	50.382	209.7	23:14.187
8	2	3:26.818	1:52.695	49.617	44.506	170.0	26:41.005
9	2	2:10.862	37.303	49.562	43.997	248.8	28:51.867
10	2	2:09.332	36.060	49.669	43.603	253.5	31:01.199
11	2	2:08.438	36.059	48.764	43.615	254.1	33:09.637
12	2	2:08.956	36.375	48.998	43.583	253.5	35:18.593
13	2	2:08.625	36.121	48.727	43.777	254.1	37:27.218
14	2	2:09.616	36.046	48.902	44.668	255.3	39:36.834
15	2	2:08.912	36.416	48.981	43.515	255.9	41:45.746
16	2	2:07.945	35.845	48.313	43.787	255.3	43:53.691
17	2	2:08.746	35.964	49.381	43.401	254.1	46:02.437
18	2	2:07.864	35.879	48.621	43.364	256.5	48:10.301
19	2	2:13.431	35.932	53.637	43.862	255.3	50:23.732
20	2	2:08.166	35.766	48.817	43.583	255.9	52:31.898
21	2	2:08.840	35.859	48.924	44.057	254.7	54:40.738
22	2	2:09.424	36.113	48.968	44.343	254.1	56:50.162

12 1 Glauco Solieri Lamborghini Huracan Super Trofeo Evo
 AM 2 Antonelli MotorSport

Lap	D	Time	Sector 1	Sector 2	Sector 3	T. Spd	Elapsed
1		6:07.862	4:03.433	1:10.106	54.323	136.5	6:07.862
2		2:54.927	51.151	1:12.675	51.101	145.1	9:02.789
3		3:17.613	1:01.811	1:17.814	57.988	99.4	12:20.402
4		3:16.174	1:01.124	1:16.256	58.794	97.3	15:36.576
5		2:57.267	59.329	1:06.741	51.197	122.4	18:33.843
6		2:20.811	41.623	54.532	44.656	179.1	20:54.654
7		2:15.723	40.000	51.136	44.587	175.3	23:10.377
8		2:12.329	37.872	50.226	44.231	220.8	25:22.706
9		2:11.013	37.871	50.012	43.130	242.1	27:33.719
10		2:14.897 P	37.452	49.594	47.851	223.6	29:48.616
11		3:28.192	1:55.982	49.287	42.923	153.4	33:16.808
12		2:08.755	37.086	49.002	42.667	229.7	35:25.563
13		2:10.417	36.584	48.844	44.989	238.4	37:35.980
14		2:08.501	36.622	48.829	43.050	227.8	39:44.481
15		2:09.622	36.801	49.376	43.445	237.3	41:54.103
16		2:08.869	36.170	49.474	43.225	246.5	44:02.972
17		2:09.431	36.307	49.123	44.001	247.7	46:12.403
18		2:08.207	36.497	49.040	42.670	246.5	48:20.610
19		2:08.265	36.264	48.855	43.146	247.1	50:28.875
20		2:09.602	36.262	49.675	43.665	248.2	52:38.477
21		2:08.946	36.299	49.241	43.406	243.7	54:47.423
22		2:09.767	36.695	49.403	43.669	245.4	56:57.190





Circuit de Barcelona
GT Cup Open Europe
Race - 1
Lap Analysis



13

1 **Jaume Font** Porsche 991 Cup MY 2018
 AM 2 **Joan Vinyes** Baporo Motorsport

Lap	D	Time	Sector 1	Sector 2	Sector 3	T. Spd	Elapsed
1	2	5:59.960	4:01.243	1:05.751	52.966	129.8	5:59.960
2	2	2:58.957	50.019	1:09.353	59.585	149.1	8:58.917
3	2	3:20.092	1:03.657	1:18.477	57.958	96.6	12:19.009
4	2	3:16.166	1:01.447	1:16.298	58.421	92.7	15:35.175
5	2	2:58.316	59.608	1:06.709	51.999	132.0	18:33.491
6	2	2:14.584	40.376	50.180	44.028	170.6	20:48.075
7	2	2:12.872	38.096	49.599	45.177	203.3	23:00.947
8	2	2:10.259	37.147	49.568	43.544	234.7	25:11.206
9	2	2:10.725	37.240	49.895	43.590	237.3	27:21.931
10	2	2:10.436	37.117	49.425	43.894	240.5	29:32.367
11	2	2:16.552 P	37.986	49.994	48.572	242.6	31:48.919
12	1	3:14.184	1:41.484	49.228	43.472	175.8	35:03.103
13	1	2:09.113	36.914	49.150	43.049	235.8	37:12.216
14	1	2:09.866	37.677	49.113	43.076	225.9	39:22.082
15	1	2:09.147	36.967	48.966	43.214	215.1	41:31.229
16	1	2:09.024	36.812	48.932	43.280	240.5	43:40.253
17	1	2:10.118	36.873	50.012	43.233	242.6	45:50.371
18	1	2:09.547	36.719	49.069	43.759	242.6	47:59.918
19	1	2:10.619	36.912	49.260	44.447	235.2	50:10.537
20	1	2:10.480	36.995	49.788	43.697	234.2	52:21.017
21	1	2:10.492	37.064	49.650	43.778	231.2	54:31.509
22	1	2:10.312	37.014	49.337	43.961	232.2	56:41.821

19

1 **Eugenio Pisani** Porsche 991 Cup MY 2018
 PROAM 2 **Stefano Bozzoni** Duell Race

Lap	D	Time	Sector 1	Sector 2	Sector 3	T. Spd	Elapsed
1	2	5:47.038	3:43.575	1:05.897	57.566	151.2	5:47.038
2	2	3:09.169	50.302	1:18.499	1:00.368	155.6	8:56.207
3	2	3:20.379	1:04.651	1:17.382	58.346	109.3	12:16.586
4	2	3:15.913	1:01.758	1:15.865	58.290	104.9	15:32.499
5	2	2:59.896	1:00.081	1:07.071	52.744	127.3	18:32.395
6	2	2:21.340	42.075	53.022	46.243	178.8	20:53.735
7	2	2:29.030 P	42.653	53.510	52.867	160.2	23:22.765
8	1	3:34.811	1:56.966	53.194	44.651	161.1	26:57.576
9	1	2:11.931	37.219	50.389	44.323	213.4	29:09.507
10	1	2:10.667	37.043	50.180	43.444	224.0	31:20.174
11	1	2:12.046	37.174	51.038	43.834	231.7	33:32.220
12	1	2:09.406	37.016	49.222	43.168	234.2	35:41.626
13	1	2:09.620	36.982	49.548	43.090	245.4	37:51.246
14	1	2:09.758	36.567	49.728	43.463	246.0	40:01.004
15	1	2:10.575	36.923	49.996	43.656	245.4	42:11.579
16	1	2:16.332 P	36.697	50.115	49.520	246.5	44:27.911
17	1	2:29.454	56.069	48.983	44.402	179.7	46:57.365
18	1	2:09.617	36.754	49.337	43.526	242.6	49:06.982
19	1	2:20.082	37.932	56.183	45.967	238.4	51:27.064
20	1	2:10.384	36.662	49.865	43.857	245.4	53:37.448
21	1	2:10.833	36.981	50.361	43.491	244.3	55:48.281
22	1	2:10.545	36.769	49.458	44.318	244.3	57:58.826

18

1 **Guillem Pujeu** McLaren 570S
 PROAM 2 **Faust Salom** Teo Martin Motorsport

Lap	D	Time	Sector 1	Sector 2	Sector 3	T. Spd	Elapsed
1	2	3:58.357 P	1:23.194	1:25.624	1:09.539	115.0	3:58.357
2	2	5:29.886	3:41.233	1:00.966	47.687	131.7	9:28.243
3	2	3:00.972	45.752	1:16.786	58.434	170.3	12:29.215
4	2	3:16.571	1:01.784	1:18.921	55.866	85.1	15:45.786
5	2	2:53.344	58.811	1:06.839	47.694	92.3	18:39.130
6	2	2:20.828	41.207	53.426	46.195	175.0	20:59.958
7	2	2:14.510	38.216	51.423	44.871	205.7	23:14.468
8	2	2:17.105 P	38.043	50.859	48.203	228.3	25:31.573
9	1	3:18.393	1:43.770	50.673	43.950	180.6	28:49.966
10	1	2:12.564	36.888	50.713	44.963	250.0	31:02.530
11	1	2:10.929	36.693	49.779	44.457	251.1	33:13.459
12	1	2:10.952	36.883	49.609	44.460	248.8	35:24.411
13	1	2:10.106	36.428	49.639	44.039	250.0	37:34.517
14	1	2:11.376	36.974	49.659	44.743	247.7	39:45.893
15	1	2:11.485	37.145	50.134	44.206	252.3	41:57.378
16	1	2:10.056	36.425	49.467	44.164	252.3	44:07.434
17	1	2:10.424	36.614	49.390	44.420	250.0	46:17.858
18	1	2:10.845	36.733	49.638	44.474	249.4	48:28.703
19	1	2:10.539	36.585	49.700	44.254	249.4	50:39.242
20	1	2:11.024	36.911	49.669	44.444	250.5	52:50.266
21	1	2:11.435	36.962	49.992	44.481	248.8	55:01.701
22	1	2:11.016	36.899	49.845	44.272	249.4	57:12.717

22

1 **Niki Leutwiler** Porsche 911 Cup MY 2018
 AM 2 **A.C.S. / PZ Oberer Zurichsee By TFT**

Lap	D	Time	Sector 1	Sector 2	Sector 3	T. Spd	Elapsed
1	2	3:30.893 P	1:03.549	1:19.642	1:07.702	110.0	3:30.893
2	2	5:40.942	3:55.423	57.275	48.244	143.6	9:11.835
3	2	3:15.837	59.564	1:17.997	58.276	103.5	12:27.672
4	2	3:16.245	1:01.232	1:18.923	56.090	97.5	15:43.917
5	2	2:54.060	59.080	1:07.010	47.970	97.2	18:37.977
6	2	2:20.903	40.880	54.734	45.289	193.5	20:58.880
7	2	2:12.382	37.857	50.677	43.848	219.0	23:11.262
8	2	2:11.778	37.392	49.997	44.389	213.0	25:23.040
9	2	2:09.276	36.974	49.184	43.118	230.2	27:32.316
10	2	2:08.862	36.461	49.310	43.091	246.5	29:41.178
11	2	2:12.359 P	36.390	49.091	46.878	248.8	31:53.537
12	2	3:34.304	2:00.474	49.943	43.887	174.1	35:27.841
13	2	2:08.795	36.479	48.810	43.506	246.0	37:36.636
14	2	2:09.484	36.832	49.092	43.560	238.4	39:46.120
15	2	2:09.675	36.886	49.447	43.342	247.1	41:55.795
16	2	2:09.440	36.534	49.234	43.672	250.5	44:05.235
17	2	2:09.185	36.524	49.053	43.608	249.4	46:14.420
18	2	2:09.500	36.326	49.270	43.904	251.1	48:23.920
19	2	2:09.092	36.371	48.993	43.728	251.1	50:33.012
20	2	2:09.158	36.331	49.132	43.695	250.0	52:42.170
21	2	2:09.727	36.485	49.742	43.500	248.8	54:51.897
22	2	2:10.427	36.705	49.572	44.150	249.4	57:02.324

27

1 **JP Mauro** Lamborghini Huracan Super Trofeo Evo
 AM 2 **Rodolfo Toni** Vincenzo Sospiri Racing

Lap	D	Time	Sector 1	Sector 2	Sector 3	T. Spd	Elapsed
-----	---	------	----------	----------	----------	--------	---------





Circuit de Barcelona
GT Cup Open Europe
Race - 1
Lap Analysis



32

1 Fernando Fortes Mercedes AMG GT4 HP

Lap	D	Time	Sector 1	Sector 2	Sector 3	T. Spd	Elapsed
1		6:20.787	4:22.501	1:04.592	53.694	122.5	6:20.787
2		2:48.691	50.351	1:06.817	51.523	129.4	9:09.478
3		3:16.846	1:00.778	1:18.035	58.033	110.2	12:26.324
4		3:15.345	1:01.278	1:18.232	55.835	101.7	15:41.669
5		2:55.941	1:00.830	1:06.471	48.640	95.0	18:37.610
6		2:25.312	41.633	56.894	46.785	191.8	21:02.922
7		2:18.129	39.465	52.284	46.380	198.5	23:21.051
8		2:22.430 P	38.596	51.941	51.893	217.7	25:43.481
9		3:16.370	1:39.945	51.611	44.814	155.6	28:59.851
10		2:12.473	37.658	50.377	44.438	224.0	31:12.324
11		2:12.348	37.200	50.948	44.200	220.4	33:24.672
12		2:11.571	36.631	50.450	44.490	235.8	35:36.243
13		2:11.449	37.118	50.076	44.255	226.8	37:47.692
14		2:11.363	36.725	50.018	44.620	237.3	39:59.055
15		2:10.635	36.461	49.869	44.305	243.2	42:09.690
16		2:11.503	36.804	50.078	44.621	233.7	44:21.193
17		2:10.770	36.814	49.577	44.379	244.3	46:31.963
18		2:10.261	36.594	49.463	44.204	247.7	48:42.224
19		2:10.697	36.627	49.636	44.434	250.0	50:52.921
20		2:10.535	36.751	49.872	43.912	253.5	53:03.456
21		2:10.672	36.881	49.512	44.279	253.5	55:14.128
22		2:11.287	37.117	50.208	43.962	249.4	57:25.415

71

1 Pierre Martinet Porsche 991 Cup MY 2017

Lap	D	Time	Sector 1	Sector 2	Sector 3	T. Spd	Elapsed
1	2	5:09.435	2:53.051	1:12.873	1:03.511	127.8	5:09.435
2	2	3:46.205	1:22.517	1:22.730	1:00.958	77.7	8:55.640
3	2	3:20.487	1:04.625	1:16.845	59.017	106.7	12:16.127
4	2	3:16.095	1:01.392	1:15.688	59.015	107.6	15:32.222
5	2	2:59.763	59.551	1:07.485	52.727	110.2	18:31.985
6	2	2:40.137	52.367	59.545	48.225	157.6	21:12.122
7	2	2:26.341	42.819	57.453	46.069	176.7	23:38.463
8	2	2:22.958	42.467	53.666	46.825	172.8	26:01.421
9	2	2:18.771	40.216	53.077	45.478	191.1	28:20.192
10	2	2:28.437 P	39.874	53.248	55.315	195.6	30:48.629
11	1	4:01.701	2:19.585	53.605	48.511	150.0	34:50.330
12	1	2:21.012	39.946	52.999	48.067	218.6	37:11.342
13	1	2:29.314	39.218	57.006	53.090	234.2	39:40.656
14	1	2:23.673	39.852	56.194	47.627	224.0	42:04.329
15	1	2:21.666	39.333	52.931	49.402	231.2	44:25.995
16	1	2:22.034	38.832	54.427	48.775	244.8	46:48.029
17	1	2:18.529	39.235	52.603	46.691	227.8	49:06.558
18	1	2:21.252	40.152	53.036	48.064	239.4	51:27.810
19	1	2:18.241	38.367	52.459	47.415	231.2	53:46.051
20	1	2:17.445	37.975	51.970	47.500	242.6	56:03.496
21	1	2:19.988	39.147	53.168	47.673	237.3	58:23.484

81

1 Lino Curti Porsche 991 Cup MY 2018

Lap	D	Time	Sector 1	Sector 2	Sector 3	T. Spd	Elapsed
1	2	6:17.570	4:13.200	1:09.941	54.429	123.2	6:17.570
2	2	2:51.166	52.298	1:06.958	51.910	139.8	9:08.736
3	2	3:16.490	1:00.669	1:17.868	57.953	96.7	12:25.226
4	2	3:15.769	1:01.610	1:16.981	57.178	108.4	15:40.995
5	2	2:56.762	1:00.370	1:06.300	50.092	103.2	18:37.757
6	2	2:29.146	46.484	56.781	45.881	139.7	21:06.903
7	2	2:21.056	41.567	54.076	45.413	177.0	23:27.959
8	2	2:14.873	38.905	51.709	44.259	206.5	25:42.832
9	2	2:19.235 P	38.267	51.492	49.476	218.1	28:02.067
10	1	3:17.176	1:42.731	50.760	43.685	171.7	31:19.243
11	1	2:14.510	37.565	53.082	43.863	216.4	33:33.753
12	1	2:12.249	37.546	50.421	44.282	206.5	35:46.002
13	1	2:11.145	37.283	50.366	43.496	238.4	37:57.147
14	1	2:10.761	37.031	50.055	43.675	245.4	40:07.908
15	1	2:10.387	36.938	49.864	43.585	244.8	42:18.295
16	1	2:10.253	36.976	49.521	43.756	246.5	44:28.548
17	1	2:11.259	36.834	50.487	43.938	246.0	46:39.807
18	1	2:10.320	36.826	49.931	43.563	246.5	48:50.127
19	1	2:10.525	36.690	49.876	43.959	246.0	51:00.652
20	1	2:10.385	36.655	50.137	43.593	246.0	53:11.037
21	1	2:10.819	37.022	49.864	43.933	245.4	55:21.856
22	1	2:10.768	36.798	49.945	44.025	244.3	57:32.624

37

1 John De Wilde Porsche 991 Cup MY 2018

Lap	D	Time	Sector 1	Sector 2	Sector 3	T. Spd	Elapsed
1		3:55.754 P	1:14.375	1:30.340	1:11.039	132.8	3:55.754
2		5:17.804	3:34.679	56.624	46.501	138.6	9:13.558
3		3:14.810	58.562	1:18.140	58.108	96.2	12:28.368
4		3:16.809	1:01.941	1:18.631	56.237	95.2	15:45.177
5		2:53.666	58.763	1:06.964	47.939	95.4	18:38.843
6		2:23.180	44.099	53.567	45.514	130.7	21:02.023
7		2:15.086	39.369	51.246	44.471	175.8	23:17.109
8		2:13.330	38.350	50.561	44.419	200.0	25:30.439
9		2:12.037	37.766	50.057	44.214	218.6	27:42.476
10		2:11.199	37.245	50.046	43.908	243.2	29:53.675
11		2:14.763 P	37.334	49.661	47.768	243.7	32:08.438
12		3:11.423	1:38.968	49.249	43.206	178.5	35:19.861
13		2:09.661	36.815	49.143	43.703	243.7	37:29.522
14		2:09.747	36.753	49.191	43.803	242.1	39:39.269
15		2:09.968	36.714	49.972	43.282	244.3	41:49.237
16		2:10.642	36.538	49.664	44.440	243.7	43:59.879
17		2:09.458	36.773	49.113	43.572	246.0	46:09.337
18		2:09.431	36.501	49.441	43.489	246.0	48:18.768
19		2:09.418	36.508	49.301	43.609	247.7	50:28.186
20		2:09.842	36.584	49.399	43.859	247.1	52:38.028
21		2:10.434	36.707	50.194	43.533	247.1	54:48.462
22		2:10.345	36.711	49.682	43.952	246.5	56:58.807





Circuit de Barcelona
GT Cup Open Europe
Race - 1
Lap Analysis



95

1 Fernando Navarrete Aston Martin Vantage AMR

PROAM 2 Alvaro Lobera Team Virage

Lap	D	Time	Sector 1	Sector 2	Sector 3	T. Spd	Elapsed
1	2	6:10.268	4:05.184	1:12.335	52.749	143.2	6:10.268
2	2	2:56.233	51.687	1:12.368	52.178	137.0	9:06.501
3	2	3:17.300	1:01.721	1:18.130	57.449	92.0	12:23.801
4	2	3:15.783	1:01.218	1:16.194	58.371	109.5	15:39.584
5	2	2:56.712	58.976	1:07.236	50.500	129.9	18:36.296
6	2	2:22.074	42.253	53.961	45.860	176.7	20:58.370
7	2	2:15.999	38.888	52.486	44.625	218.1	23:14.369
8	2	2:19.241 P	37.614	51.378	50.249	232.7	25:33.610
9	1	3:23.729	1:40.170	59.430	44.129	171.9	28:57.339
10	1	2:11.817	37.094	50.219	44.504	230.7	31:09.156
11	1	2:10.439	36.820	49.877	43.742	242.6	33:19.595
12	1	2:11.836	37.116	50.542	44.178	249.4	35:31.431
13	1	2:11.178	36.810	49.960	44.408	249.4	37:42.609
14	1	2:11.197	36.995	50.014	44.188	250.0	39:53.806
15	1	2:10.813	36.634	49.896	44.283	250.0	42:04.619
16	1	2:10.709	36.734	49.829	44.146	250.0	44:15.328
17	1	2:10.495	35.741	49.937	44.817	248.8	46:25.823
18	1	2:09.942	36.695	49.920	43.327	251.1	48:35.765
19	1	2:11.503	36.709	50.279	44.515	250.0	50:47.268
20	1	2:11.660	36.526	50.450	44.684	248.8	52:58.928
21	1	2:11.402	36.746	50.040	44.616	248.8	55:10.330
22	1	2:12.014	36.721	50.561	44.732	247.7	57:22.344





Circuit de Barcelona
GT Cup Open Europe
Race - 1
Analysis by Lap



Num	Lap Time	Gap
Lap 1		
22	3:30.893	
3	3:33.269	02.376
37	3:55.754	24.861
18	3:58.357	27.464
71	5:09.435	1:38.542
10	5:45.327	2:14.434
19	5:47.038	2:16.145
13	5:59.960	2:29.067
6	6:06.026	2:35.133
12	6:07.862	2:36.969
7	6:08.244	2:37.351
95	6:10.268	2:39.375
81	6:17.570	2:46.677
32	6:20.787	2:49.894
Num	Lap Time	Gap
Lap 2		
71	3:46.205	
19	3:09.169	00.567
10	3:11.936	01.623
13	2:58.957	03.277
12	2:54.927	07.149
6	2:58.207	08.593
7	2:56.453	09.057
95	2:56.233	10.861
81	2:51.166	13.096
32	2:48.691	13.838
22	5:40.942	16.195
37	5:17.804	17.918
18	5:29.886	32.603
Num	Lap Time	Gap
Lap 3		
71	3:20.487	
19	3:20.379	00.459
10	3:20.457	01.593
13	3:20.092	02.882
12	3:17.613	04.275
6	3:17.630	05.736
7	3:18.267	06.837
95	3:17.300	07.674

Num	Lap Time	Gap
81	3:16.490	09.099
32	3:16.846	10.197
22	3:15.837	11.545
37	3:14.810	12.241
18	3:00.972	13.088
Num	Lap Time	Gap
Lap 4		
71	3:16.095	
19	3:15.913	00.277
10	3:15.869	01.367
13	3:16.166	02.953
12	3:16.174	04.354
6	3:16.085	05.726
7	3:15.873	06.615
95	3:15.783	07.362
81	3:15.769	08.773
32	3:15.345	09.447
22	3:16.245	11.695
37	3:16.809	12.955
18	3:16.571	13.564
Num	Lap Time	Gap
Lap 5		
71	2:59.763	
19	2:59.896	00.410
10	2:59.545	01.149
13	2:58.316	01.506
12	2:57.267	01.858
6	2:57.349	03.312
7	2:56.556	03.408
95	2:56.712	04.311
32	2:55.941	05.625
81	2:56.762	05.772
22	2:54.060	05.992
37	2:53.666	06.858
18	2:53.344	07.145
Num	Lap Time	Gap
Lap 6		
13	2:14.584	
7	2:16.852	04.170
19	2:21.340	05.660

Num	Lap Time	Gap
10	2:20.897	05.956
12	2:20.811	06.579
95	2:22.074	10.295
22	2:20.903	10.805
18	2:20.828	11.883
6	2:26.601	13.823
37	2:23.180	13.948
32	2:25.312	14.847
81	2:29.146	18.828
71	2:40.137	24.047
Num	Lap Time	Gap
Lap 7		
13	2:12.872	
7	2:11.961	03.259
12	2:15.723	09.430
22	2:12.382	10.315
10	2:20.156	13.240
95	2:15.999	13.422
18	2:14.510	13.521
37	2:15.086	16.162
32	2:18.129	20.104
19	2:29.030	21.818
81	2:21.056	27.012
6	2:27.528	28.479
71	2:26.341	37.516
Num	Lap Time	Gap
Lap 8		
13	2:10.259	
7	2:09.919	02.919
12	2:12.329	11.500
22	2:11.778	11.834
37	2:13.330	19.233
18	2:17.105	20.367
95	2:19.241	22.404
81	2:14.873	31.626
32	2:22.430	32.275
71	2:22.958	50.215
10	3:26.818	1:29.799
19	3:34.811	1:46.370
6	3:31.303	1:49.523

Num	Lap Time	Gap
Lap 9		
13	2:10.725	
7	2:09.455	01.649
22	2:09.276	10.385
12	2:11.013	11.788
37	2:12.037	20.545
81	2:19.235	40.136
71	2:18.771	58.261
18	3:18.393	1:28.035
10	2:10.862	1:29.936
95	3:23.729	1:35.408
32	3:16.370	1:37.920
6	2:06.524	1:45.322
19	2:11.931	1:47.576
Num	Lap Time	Gap
Lap 10		
13	2:10.436	
7	2:13.906	05.119
22	2:08.862	08.811
12	2:14.897	16.249
37	2:11.199	21.308
71	2:28.437	1:16.262
10	2:09.332	1:28.832
18	2:12.564	1:30.163
95	2:11.817	1:36.789
32	2:12.473	1:39.957
6	2:06.150	1:41.036
81	3:17.176	1:46.876
19	2:10.667	1:47.807
Num	Lap Time	Gap
Lap 11		
13	2:16.552	
22	2:12.359	04.618
37	2:14.763	19.519
7	3:22.783	1:11.350
10	2:08.438	1:20.718
18	2:10.929	1:24.540
12	3:28.192	1:27.889
95	2:10.439	1:30.676
6	2:06.417	1:30.901

Num	Lap Time	Gap
32	2:12.348	1:35.753
19	2:12.046	1:43.301
81	2:14.510	1:44.834
71	4:01.701	3:01.411
Num	Lap Time	Gap
Lap 12		
13	3:14.184	
7	2:11.790	08.956
10	2:08.956	15.490
37	3:11.423	16.758
18	2:10.952	21.308
12	2:08.755	22.460
6	2:07.252	23.969
22	3:34.304	24.738
95	2:11.836	28.328
32	2:11.571	33.140
19	2:09.406	38.523
81	2:12.249	42.899
71	2:21.012	2:08.239
Num	Lap Time	Gap
Lap 13		
13	2:09.113	
7	2:11.968	11.811
10	2:08.625	15.002
37	2:09.661	17.306
18	2:10.106	22.301
6	2:07.556	22.412
12	2:10.417	23.764
22	2:08.795	24.420
95	2:11.178	30.393
32	2:11.449	35.476
19	2:09.620	39.030
81	2:11.145	44.931
Num	Lap Time	Gap
Lap 14		
13	2:09.866	
7	2:11.958	13.903
10	2:09.616	14.752
37	2:09.747	17.187
6	2:05.723	18.269





Circuit de Barcelona
GT Cup Open Europe
Race - 1
Analysis by Lap



Num	Lap Time	Gap
71	2:29.314	1 Lap
12	2:08.501	22.399
18	2:11.376	23.811
22	2:09.484	24.038
95	2:11.197	31.724
32	2:11.363	36.973
19	2:09.758	38.922
81	2:10.761	45.826
Num	Lap Time	Gap

Lap 15		
13	2:09.147	
10	2:08.912	14.517
6	2:06.571	15.693
7	2:12.266	17.022
37	2:09.968	18.008
12	2:09.622	22.874
22	2:09.675	24.566
18	2:11.485	26.149
71	2:23.673	1 Lap
95	2:10.813	33.390
32	2:10.635	38.461
19	2:10.575	40.350
81	2:10.387	47.066
Num	Lap Time	Gap

Lap 16		
13	2:09.024	
6	2:05.844	12.513
10	2:07.945	13.438
37	2:10.642	19.626
7	2:12.487	20.485
12	2:08.869	22.719
22	2:09.440	24.982
18	2:10.056	27.181
95	2:10.709	35.075
32	2:11.503	40.940
71	2:21.666	1 Lap
19	2:16.332	47.658
81	2:10.253	48.295

13	2:09.147	
10	2:08.912	14.517
6	2:06.571	15.693
7	2:12.266	17.022
37	2:09.968	18.008
12	2:09.622	22.874
22	2:09.675	24.566
18	2:11.485	26.149
71	2:23.673	1 Lap
95	2:10.813	33.390
32	2:10.635	38.461
19	2:10.575	40.350
81	2:10.387	47.066

Num	Lap Time	Gap
Lap 17		
13	2:10.118	
6	2:05.115	07.510
10	2:08.746	12.066
37	2:09.458	18.966
7	2:11.318	21.685
12	2:09.431	22.032
22	2:09.185	24.049
18	2:10.424	27.487
95	2:10.495	35.452
32	2:10.770	41.592
81	2:11.259	49.436
71	2:22.034	1 Lap
19	2:29.454	1:06.994
Num	Lap Time	Gap

Lap 18		
13	2:09.547	
6	2:05.227	03.190
10	2:07.864	10.383
37	2:09.431	18.850
12	2:08.207	20.692
7	2:11.533	23.671
22	2:09.500	24.002
18	2:10.845	28.785
95	2:09.942	35.847
32	2:10.261	42.306
81	2:10.320	50.209
71	2:18.529	1 Lap
19	2:09.617	1:07.064
Num	Lap Time	Gap

Lap 19		
6	2:06.399	
13	2:10.619	01.030
10	2:13.431	14.225
37	2:09.418	18.679
12	2:08.265	19.368
22	2:09.092	23.505
7	2:13.093	27.175
18	2:10.539	29.735
95	2:11.503	37.761

32	2:10.697	43.414
81	2:10.525	51.145
19	2:20.082	1:17.557
71	2:21.252	1 Lap
Num	Lap Time	Gap

Num	Lap Time	Gap
Lap 20		
6	2:06.619	
13	2:10.480	04.891
10	2:08.166	15.772
37	2:09.842	21.902
12	2:09.602	22.351
22	2:09.158	26.044
7	2:10.542	31.098
18	2:11.024	34.140
95	2:11.660	42.802
32	2:10.535	47.330
81	2:10.385	54.911
19	2:10.384	1:21.322
71	2:18.241	1 Lap
Num	Lap Time	Gap

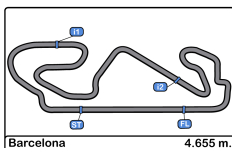
Lap 21		
6	2:07.758	
13	2:10.492	07.625
10	2:08.840	16.854
12	2:08.946	23.539
37	2:10.434	24.578
22	2:09.727	28.013
7	2:11.677	35.017
18	2:11.435	37.817
95	2:11.402	46.446
32	2:10.672	50.244
81	2:10.819	57.972
19	2:10.833	1:24.397
71	2:17.445	1 Lap
Num	Lap Time	Gap

Lap 22		
6	2:07.874	
13	2:10.312	10.063
10	2:09.424	18.404
12	2:09.767	25.432

32	2:10.697	43.414
81	2:10.525	51.145
19	2:20.082	1:17.557
71	2:21.252	1 Lap
Num	Lap Time	Gap

Num	Lap Time	Gap
37	2:10.345	27.049
22	2:10.427	30.566
7	2:11.219	38.362
18	2:11.016	40.959
95	2:12.014	50.586
32	2:11.287	53.657
81	2:10.768	1:00.866
19	2:10.545	1:27.068
71	2:19.988	1 Lap



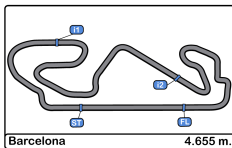


Circuito de Barcelona
GT Cup Open Europe
Race - 1
Best Sectors Results



Sector - 1				Sector - 2				Sector - 3				Ideal Lap vs Best Lap				
Clas	Nº	Driver	Time	Nº	Driver	Time	Nº	Driver	Time	Clas	Nº	Driver	Ideal Lap	Best Lap	Clas	
1	6	Koller - Liberati	35.366	6	Koller - Liberati	47.663	6	Koller - Liberati	41.772	1	6	Koller - Liberati	2:04.801	2:05.115	1	
2	95	Navarrete - Lobera	35.741	10	Díaz-Varela - Cerqueda	48.313	12	Glauco Solieri	42.667	2	10	Díaz-Varela - Cerqueda	2:07.443	2:07.864	2	
3	10	Díaz-Varela - Cerqueda	35.766	22	Niki Leutwiler	48.810	13	Font - Vinyes	43.049	3	12	Glauco Solieri	2:07.666	2:08.207	3	
4	12	Glauco Solieri	36.170	12	Glauco Solieri	48.829	19	Pisani - Bozzoni	43.090	4	22	Niki Leutwiler	2:08.227	2:08.795	4	
5	7	De Fulgencio - Vivacqua	36.210	13	Font - Vinyes	48.932	22	Niki Leutwiler	43.091	5	19	Pisani - Bozzoni	2:08.640	2:09.406	6	
6	22	Niki Leutwiler	36.326	19	Pisani - Bozzoni	48.983	37	John De Wilde	43.206	6	13	Font - Vinyes	2:08.700	2:09.024	5	
7	18	Pujeu - Salom	36.425	7	De Fulgencio - Vivacqua	49.040	95	Navarrete - Lobera	43.327	7	37	John De Wilde	2:08.820	2:09.418	7	
8	32	Fernando Fortes	36.461	37	John De Wilde	49.113	10	Díaz-Varela - Cerqueda	43.364	8	7	De Fulgencio - Vivacqua	2:08.825	2:09.455	8	
9	37	John De Wilde	36.501	18	Pujeu - Salom	49.390	81	Curti - Curti	43.496	9	95	Navarrete - Lobera	2:08.897	2:09.942	9	
10	19	Pisani - Bozzoni	36.567	32	Fernando Fortes	49.463	7	De Fulgencio - Vivacqua	43.575	10	81	Curti - Curti	2:09.672	2:10.253	11	
11	81	Curti - Curti	36.655	81	Curti - Curti	49.521	32	Fernando Fortes	43.912	11	18	Pujeu - Salom	2:09.765	2:10.056	10	
12	13	Font - Vinyes	36.719	95	Navarrete - Lobera	49.829	18	Pujeu - Salom	43.950	12	32	Fernando Fortes	2:09.836	2:10.261	12	
13	71	Martinet - Blugeon	37.975	71	Martinet - Blugeon	51.970	71	Martinet - Blugeon	45.478	13	71	Martinet - Blugeon	2:15.423	2:17.445	13	
14	3	Vandierendonck -	1:07.770	3	Vandierendonck -	1:17.771	3	Vandierendonck -	1:07.728	14	3	Vandierendonck -	3:33.269	3:33.269	14	
15	27	Mauro - Toni	Transpon	27	Mauro - Toni	Transpon	27	Mauro - Toni	Transpon	15	27	Mauro - Toni	Transpon	Transpo	15	



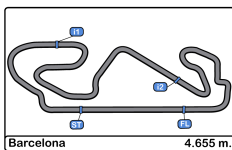


Circuit de Barcelona
 GT Cup Open Europe
 Race - 1
 Leader Sequence



Nº	Entrant/Team	Nat	Driver 1	Nat	Driver 2	Nat	Vehicle	Cat	Start Lap	End Lap	Laps	Total Laps
22	A.C.S. / PZ Oberer Zurichsee By TFT		Niki Leutwiler				Porsche 911 Cup MY 2018	AM	1	1	1	1
71	Martinet By Almeras		Pierre Martinet		<u>Christian Blugeon</u>		Porsche 991 Cup MY 2017	AM	2	5	4	4
13	Baporo Motorsport		Jaume Font		<u>Joan Vinyes</u>		Porsche 991 Cup MY 2018	AM	6	18	13	13
6	Vincenzo Sospiri Racing		<u>Hans-Peter Koller</u>		Edoardo Liberati		Lamborghini Huracan Super Trofeo Evo	PROAM	19	22	4	4



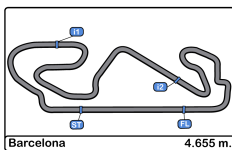


Circuito de Barcelona
GT Cup Open Europe
Race - 1
Best 5 Lap Times



Cl	Nº	Entrant/Team	Nat	Driver 1	Nat	Status	Driver 2	Nat	Status	Vehicle	Cat	Cl	Best 1		Best 2		Best 3		Best 4		Best 5		
													Time	Lap	Time	Lap	Time	Lap	Time	Lap	Time	Lap	
1	6	Vincenzo Sospiri Racing	ITA	Hans-Peter Koller	CHE		Edoardo Liberati	ITA		Lamborghini Huracan Super Trofeo	PROAM	1	2:05.115	17	2:05.227	18	2:05.723	14	2:05.844	16	2:06.150	10	
2	10	Baporo Motorsport	ESP	Daniel Diaz-Varela	ESP		Manel Cerqueda	AND		Audi R8 LMS	AM	1	2:07.864	18	2:07.945	16	2:08.166	20	2:08.438	11	2:08.625	13	
3	12	Antonelli MotorSport	ITA	Glauco Solieri	ITA					Lamborghini Huracan Super Trofeo	AM	2	2:08.207	18	2:08.265	19	2:08.501	14	2:08.755	12	2:08.869	16	
4	22	A.C.S. / PZ Oberer Zurichsee By TFT	CHE	Niki Leutwiler	CHE					Porsche 911 Cup MY 2018	AM	3	2:08.795	13	2:08.862	10	2:09.092	19	2:09.158	20	2:09.185	17	
5	13	Baporo Motorsport	ESP	Jaume Font	ESP		Joan Vinyes	AND		Porsche 991 Cup MY 2018	AM	4	2:09.024	16	2:09.113	13	2:09.147	15	2:09.547	18	2:09.866	14	
6	19	Duell Race	ITA	Eugenio Pisani	ITA		Stefano Bozzoni	ITA		Porsche 991 Cup MY 2018	PROAM	2	2:09.406	12	2:09.617	18	2:09.620	13	2:09.758	14	2:10.384	20	
7	37	Nat. Renstal de Bokkenrijders/EMG Motorsport	BEL	John De Wilde	BEL					Porsche 991 Cup MY 2018	AM	5	2:09.418	19	2:09.431	18	2:09.458	17	2:09.661	13	2:09.747	14	
8	7	Teo Martin Motorsport	ESP	Marc De Fulgencio	ESP		Thiago Vivacqua	BRA		McLaren 570S	PROAM	3	2:09.455	9	2:09.919	8	2:10.542	20	2:11.219	22	2:11.318	17	
9	95	Team Virage	POL	Fernando Navarrete	ESP		Alvaro Lobera	ESP		Aston Martin Vantage AMR	PROAM	4	2:09.942	18	2:10.439	11	2:10.495	17	2:10.709	16	2:10.813	15	
10	18	Teo Martin Motorsport	ESP	Guillem Pujeu	ESP		Faust Salom	ESP		McLaren 570S	PROAM	5	2:10.056	16	2:10.106	13	2:10.424	17	2:10.539	19	2:10.845	18	
11	81	Tsunami RT	ITA	Lino Curti	ITA		Carlo Curti	ITA		Porsche 991 Cup MY 2018	PROAM	6	2:10.253	16	2:10.320	18	2:10.385	20	2:10.387	15	2:10.525	19	
12	32	Victor Colome/Three Sixty Racing Team	ESP	Fernando Fortes	BRA					Mercedes AMG GT4 HP	AM	6	2:10.261	18	2:10.535	20	2:10.635	15	2:10.672	21	2:10.697	19	
13	71	Martinet By Almeras	FRA	Pierre Martinet	FRA		Christian Blugeon	FRA		Porsche 991 Cup MY 2017	AM	7	2:17.445	20	2:18.241	19	2:18.529	17	2:18.771	9	2:19.988	21	
14	3	Nat. Renstal de Bokkenrijders/EMG Motorsport	BEL	Nicolas Vandierendonck	BEL		Bas Schouten	NLD		Porsche 991 Cup MY 2018	PROAM	7	3:33.269	1									
15	27	Vincenzo Sospiri Racing	ITA	JP Mauro	BRA		Rodolfo Toni	BRA		Lamborghini Huracan Super Trofeo	AM	8											



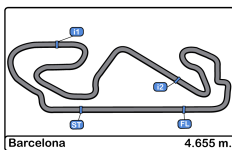


Circuito de Barcelona
GT Cup Open Europe
Race - 1
Best 5 Top Speeds



Cl	Nº	Entrant/Team	Nat	Driver 1	Nat	Driver 2	Nat	Vehicle	Cat	Cl	Top 1		Top 2		Top 3		Top 4		Top 5		Avg
											Km/h	Lap	Km/h	Lap	Km/h	Lap	Km/h	Lap	Km/h	Lap	
1	10	Baporo Motorsport	ESP	Daniel Díaz-Varela	ESP	Manel Cerqueda	AND	Audi R8 LMS	AM	1	256.5	18	255.9	15	255.9	20	255.3	14	255.3	16	255.8
2	7	Teo Martin Motorsport	ESP	Marc De Fulgencio	ESP	Thiago Vivacqua	BRA	McLaren 570S	PROAM	1	255.9	19	255.3	16	255.3	17	254.7	18	254.7	20	255.1
3	32	Victor Colome/Three Sixty Racing Team	ESP	Fernando Fortes	BRA			Mercedes AMG GT4 HP	AM	2	253.5	20	253.5	21	250.0	19	249.4	22	247.7	18	250.8
4	18	Teo Martin Motorsport	ESP	Guillem Pujeu	ESP	Faust Salom	ESP	McLaren 570S	PROAM	2	252.3	15	252.3	16	251.1	11	250.5	20	250.0	10	251.2
5	22	A.C.S. / PZ Oberer Zurichsee By TFT	CHE	Niki Leutwiler	CHE			Porsche 911 Cup MY 2018	AM	3	251.1	18	251.1	19	250.5	16	250.0	20	249.4	17	250.4
6	95	Team Virage	POL	Fernando Navarrete	ESP	Alvaro Lobera	ESP	Aston Martin Vantage AMR	PROAM	3	251.1	18	250.0	14	250.0	15	250.0	16	250.0	19	250.2
7	12	Antonelli MotorSport	ITA	Glauco Solieri	ITA			Lamborghini Huracan Super Trofeo	AM	4	248.2	20	247.7	17	247.1	19	246.5	16	246.5	18	247.2
8	37	Nat. Renstal de Bokkenrijders/EMG Motorsport	BEL	John De Wilde	BEL			Porsche 991 Cup MY 2018	AM	5	247.7	19	247.1	20	247.1	21	246.5	22	246.0	17	246.9
9	6	Vincenzo Sospiri Racing	ITA	Hans-Peter Koller	CHE	Edoardo Liberati	ITA	Lamborghini Huracan Super Trofeo	PROAM	4	247.1	16	246.0	13	245.4	12	245.4	14	244.8	17	245.7
10	19	Duell Race	ITA	Eugenio Pisani	ITA	Stefano Bozzoni	ITA	Porsche 991 Cup MY 2018	PROAM	5	246.5	16	246.0	14	245.4	13	245.4	15	245.4	20	245.7
11	81	Tsunami RT	ITA	Lino Curti	ITA	Carlo Curti	ITA	Porsche 991 Cup MY 2018	PROAM	6	246.5	16	246.5	18	246.0	17	246.0	19	246.0	20	246.2
12	71	Martinet By Almeras	FRA	Pierre Martinet	FRA	Christian Blugeon	FRA	Porsche 991 Cup MY 2017	AM	6	244.8	16	242.6	20	239.4	18	237.3	21	234.2	13	239.7
13	13	Baporo Motorsport	ESP	Jaume Font	ESP	Joan Vinyes	AND	Porsche 991 Cup MY 2018	AM	7	242.6	11	242.6	17	242.6	18	240.5	10	240.5	16	241.8
14	27	Vincenzo Sospiri Racing	ITA	JP Mauro	BRA	Rodolfo Toni	BRA	Lamborghini Huracan Super Trofeo	AM	8	142.1	1									142.1
15	3	Nat. Renstal de Bokkenrijders/EMG Motorsport	BEL	Nicolas Vandierendonck	BEL	Bas Schouten	NLD	Porsche 991 Cup MY 2018	PROAM	7	125.4	2	112.1	1							118.7



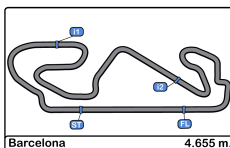


Circuito de Barcelona
GT Cup Open Europe
Race - 1
Fastest Laps Sequence



Lap	Time of Day	Session Time	Nº	Entrant/Team	Nat	Driver 1	Nat	Driver 2	Nat	Vehicle	Cat	Time	Km/h
2	13:51:21.454	8:56.454	19	Duell Race	ITA	Eugenio Pisani	ITA	<u>Stefano Bozzoni</u>	ITA	Porsche 991 Cup MY 2018	PROAM	3:09.169	88.5
2	13:51:24.164	8:59.164	13	Baporo Motorsport	ESP	Jaume Font	ESP	<u>Joan Vinyes</u>	AND	Porsche 991 Cup MY 2018	AM	2:58.957	93.6
2	13:51:28.036	9:03.036	12	Antonelli MotorSport	ITA	Glauco Solieri	ITA			Lamborghini Huracan Super Trofeo Evo	AM	2:54.927	95.7
2	13:51:33.983	9:08.983	81	Tsunami RT	ITA	Lino Curti	ITA	<u>Carlo Curti</u>	ITA	Porsche 991 Cup MY 2018	PROAM	2:51.166	97.9
2	13:51:34.725	9:09.725	32	Victor Colome/Three Sixty Racing Team	ESP	Fernando Fortes	BRA			Mercedes AMG GT4 HP	AM	2:48.691	99.3
6	14:03:13.322	20:48.322	13	Baporo Motorsport	ESP	Jaume Font	ESP	<u>Joan Vinyes</u>	AND	Porsche 991 Cup MY 2018	AM	2:14.584	124.5
7	14:05:26.194	23:01.194	13	Baporo Motorsport	ESP	Jaume Font	ESP	<u>Joan Vinyes</u>	AND	Porsche 991 Cup MY 2018	AM	2:12.872	126.1
7	14:05:29.453	23:04.453	7	Teo Martin Motorsport	ESP	Marc De Fulgencio	ESP	<u>Thiago Vivacqua</u>	BRA	McLaren 570S	PROAM	2:11.961	126.9
8	14:07:36.453	25:11.453	13	Baporo Motorsport	ESP	Jaume Font	ESP	<u>Joan Vinyes</u>	AND	Porsche 991 Cup MY 2018	AM	2:10.259	128.6
8	14:07:39.372	25:14.372	7	Teo Martin Motorsport	ESP	Marc De Fulgencio	ESP	<u>Thiago Vivacqua</u>	BRA	McLaren 570S	PROAM	2:09.919	128.9
9	14:09:48.827	27:23.827	7	Teo Martin Motorsport	ESP	Marc De Fulgencio	ESP	<u>Thiago Vivacqua</u>	BRA	McLaren 570S	PROAM	2:09.455	129.4
9	14:09:57.563	27:32.563	22	A.C.S. / PZ Oberer Zurichsee By TFT	CHE	Niki Leutwiler	CHE			Porsche 911 Cup MY 2018	AM	2:09.276	129.6
9	14:11:32.500	29:07.500	6	Vincenzo Sospiri Racing	ITA	Hans-Peter Koller	CHE	<u>Edoardo Liberati</u>	ITA	Lamborghini Huracan Super Trofeo Evo	PROAM	2:06.524	132.4
10	14:13:38.650	31:13.650	6	Vincenzo Sospiri Racing	ITA	Hans-Peter Koller	CHE	<u>Edoardo Liberati</u>	ITA	Lamborghini Huracan Super Trofeo Evo	PROAM	2:06.150	132.8
14	14:22:05.598	39:40.598	6	Vincenzo Sospiri Racing	ITA	Hans-Peter Koller	CHE	<u>Edoardo Liberati</u>	ITA	Lamborghini Huracan Super Trofeo Evo	PROAM	2:05.723	133.2
17	14:28:23.127	45:58.127	6	Vincenzo Sospiri Racing	ITA	Hans-Peter Koller	CHE	<u>Edoardo Liberati</u>	ITA	Lamborghini Huracan Super Trofeo Evo	PROAM	2:05.115	133.9



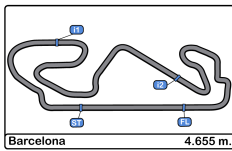


Circuito de Barcelona
GT Cup Open Europe
Race - 1
Event Best Maximum Speed



Nº	Entrant/Team	Nat	Driver 1	Nat	Driver 2	Nat	Vehicle	Cat	Km/h	Session
7	Teo Martin Motorsport		Marc De Fulgencio		Thiago Vivacqua		McLaren 570S	PROAM	262.1	Private test - 2
18	Teo Martin Motorsport		Guillem Pujeu		Faust Salom		McLaren 570S	PROAM	260.8	Free Practice - 2
32	Victor Colome/Three Sixty Racing Team		Fernando Fortes				Mercedes AMG GT4 HP	AM	260.2	Private test - 1
10	Baporo Motorsport		Daniel Díaz-Varela		Manel Cerqueda		Audi R8 LMS	AM	260.2	Free Practice - 2
22	A.C.S. / PZ Oberer Zurichsee By TFT		Niki Leutwiler				Porsche 911 Cup MY 2018	AM	257.1	Free Practice - 1
3	Nat. Renstal de Bokkenrijders/EMG Motorsport		Nicolas Vandierendonck		Bas Schouten		Porsche 991 Cup MY 2018	PROAM	256.5	Free Practice - 1
13	Baporo Motorsport		Jaume Font		Joan Vinyes		Porsche 991 Cup MY 2018	AM	255.9	Free Practice - 1
37	Nat. Renstal de Bokkenrijders/EMG Motorsport		John De Wilde				Porsche 991 Cup MY 2018	AM	255.9	Free Practice - 2
95	Team Virage		Fernando Navarrete		Alvaro Lobera		Aston Martin Vantage AMR	PROAM	255.9	Free Practice - 2
12	Antonelli MotorSport		Glauco Solieri				Lamborghini Huracan Super Trofeo Evo	AM	255.3	Free Practice - 1
19	Duell Race		Eugenio Pisani		Stefano Bozzoni		Porsche 991 Cup MY 2018	PROAM	254.7	Free Practice - 2
71	Martinet By Almeras		Pierre Martinet		Christian Blugeon		Porsche 991 Cup MY 2017	AM	254.1	Free Practice - 1
81	Tsunami RT		Lino Curti		Carlo Curti		Porsche 991 Cup MY 2018	PROAM	252.9	Private test - 1
6	Vincenzo Sospiri Racing		Hans-Peter Koller		Edoardo Liberati		Lamborghini Huracan Super Trofeo Evo	PROAM	252.3	Free Practice - 1
27	Vincenzo Sospiri Racing		JP Mauro		Rodolfo Toni		Lamborghini Huracan Super Trofeo Evo	AM	250.5	Private test - 1





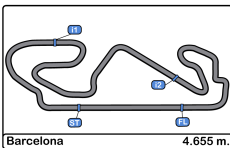
Circuito de Barcelona
GT Cup Open Europe
Race - 1
Lap Chart



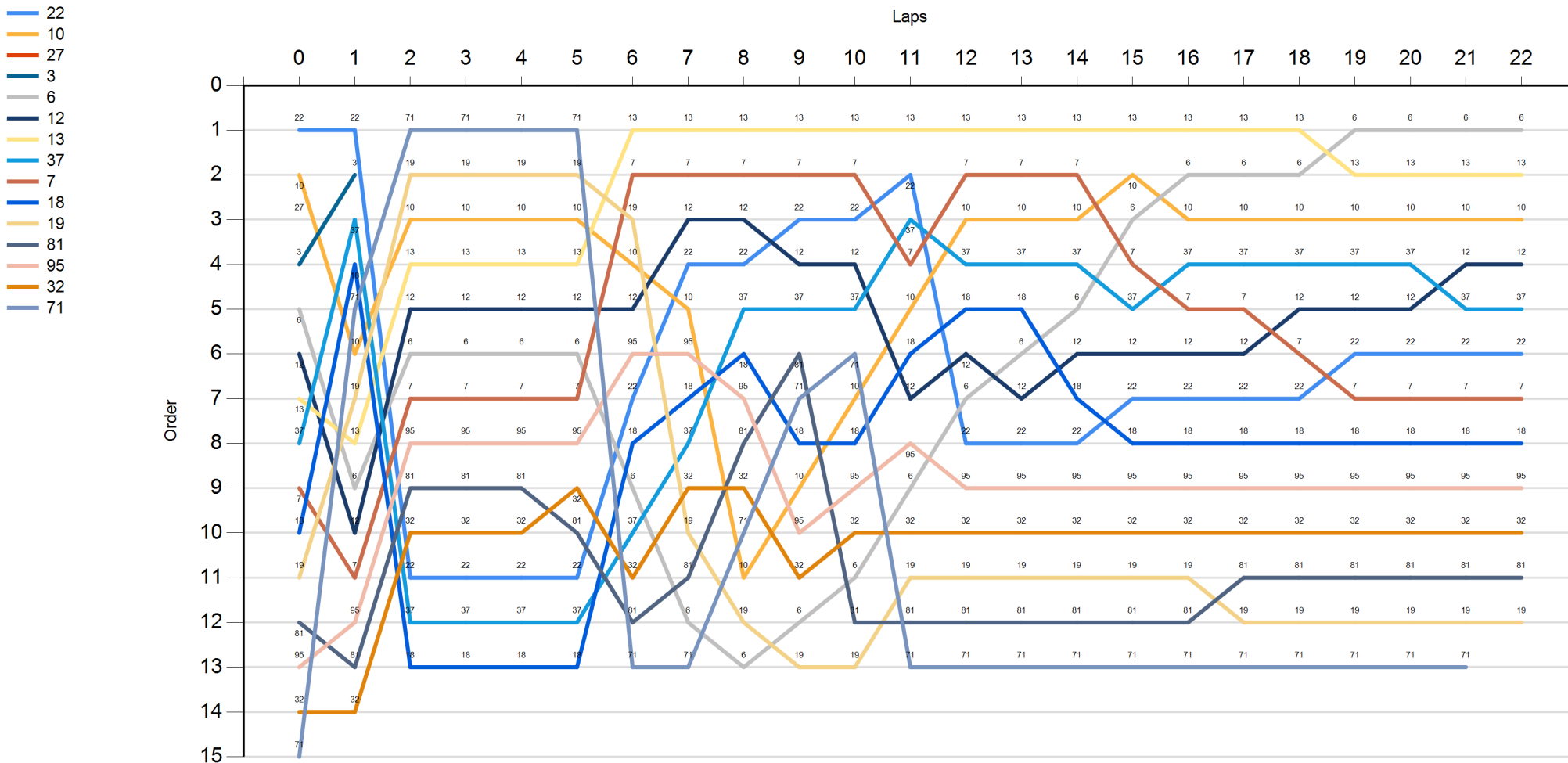
LAP

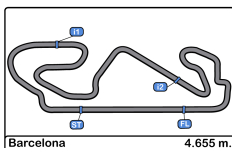
Nr	Po	Grid	1	2	3	4	5	6	7	8	9	10	11	12	13	14	15	16	17	18	19	20	21	22
22	1	22	22	71	71	71	71	13	13	13	13	13	13	13	13	13	13	13	13	13	6	6	6	6
10	2	10	3	19	19	19	19	7	7	7	7	7	22	7	7	7	10	6	6	6	13	13	13	13
27	3	27	37	10	10	10	10	19	12	12	22	22	37	10	10	10	6	10	10	10	10	10	10	10
3	4	3	18	13	13	13	13	10	22	22	12	12	7	37	37	37	7	37	37	37	37	37	12	12
6	5	6	71	12	12	12	12	12	10	37	37	37	10	18	18	6	37	7	7	12	12	12	37	37
12	6	12	10	6	6	6	6	95	95	18	81	71	18	12	6	12	12	12	12	7	22	22	22	22
13	7	13	19	7	7	7	7	22	18	95	71	10	12	6	12	18	22	22	22	22	7	7	7	7
37	8	37	13	95	95	95	95	18	37	81	18	18	95	22	22	22	18	18	18	18	18	18	18	18
7	9	7	6	81	81	81	32	6	32	32	10	95	6	95	95	95	95	95	95	95	95	95	95	95
18	10	18	12	32	32	32	81	37	19	71	95	32	32	32	32	32	32	32	32	32	32	32	32	32
19	11	19	7	22	22	22	22	32	81	10	32	6	19	19	19	19	19	19	81	81	81	81	81	81
81	12	81	95	37	37	37	37	81	6	19	6	81	81	81	81	81	81	81	19	19	19	19	19	19
95	13	95	81	18	18	18	18	71	71	6	19	19	71	71	71	71	71	71	71	71	71	71	71	71
32	14	32	32																					
71	15	71																						





Circuit de Barcelona
GT Cup Open Europe
Race - 1
Graphic Lap Chart





Circuito de Barcelona
GT Cup Open Europe
Race - 1
Pit Stop Analysis

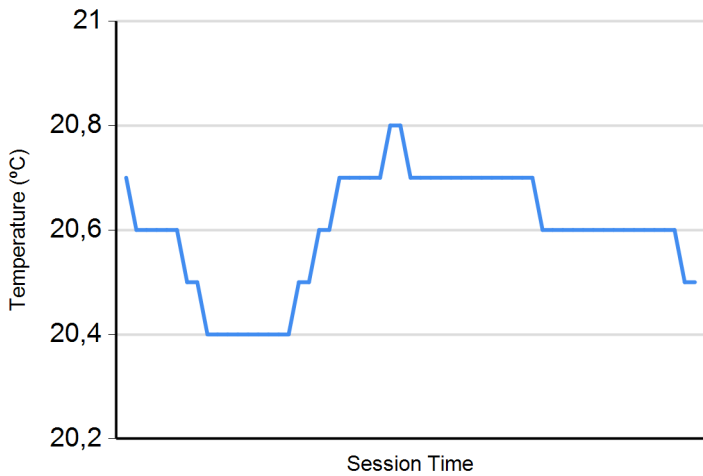


Nr.	In Day Time	Entrant/Team	Nat	Driver 1	Nat	Driver 2	Nat	Vehicle	Cat	In Time	Stop N°	Pit Time	Handicap	Penalty
10	14:05:36.588	Baporo Motorsport		<u>Daniel Díaz-Varela</u>		Manel Cerqueda		Audi R8 LMS	AM	23:11.341	1	1:17.075	1:15	
19	14:05:45.958	Duell Race		Eugenio Pisani		<u>Stefano Bozzoni</u>		Porsche 991 Cup MY 2018	PROAM	23:20.711	1	1:18.076	1:05	
6	14:05:51.999	Vincenzo Sospiri Racing		<u>Hans-Peter Koller</u>		Edoardo Liberati		Lamborghini Huracan Super Trofeo Evo	PROAM	23:26.752	1	1:27.669	1:25	
18	14:07:54.406	Teo Martin Motorsport		Guillem Pujeu		<u>Faust Salom</u>		McLaren 570S	PROAM	25:29.160	2	1:10.110	1:10	
95	14:07:56.193	Team Virage		Fernando Navarrete		<u>Alvaro Lobera</u>		Aston Martin Vantage AMR	PROAM	25:30.946	1	1:06.109	1:05	
32	14:08:06.305	Victor Colome/Three Sixty		Fernando Fortes				Mercedes AMG GT4 HP	AM	25:41.058	1	1:05.608	1:05	
81	14:10:24.599	Tsunami RT		Lino Curti		<u>Carlo Curti</u>		Porsche 991 Cup MY 2018	PROAM	27:59.352	1	1:08.085	1:05	
7	14:11:59.872	Teo Martin Motorsport		Marc De Fulgencio		<u>Thiago Vivacqua</u>		McLaren 570S	PROAM	29:34.625	1	1:12.431	1:10	
12	14:12:11.212	Antonelli MotorSport		Glauco Solieri				Lamborghini Huracan Super Trofeo Evo	AM	29:45.965	1	1:21.743	1:20	
71	14:13:11.412	Martinet By Almeras		Pierre Martinet		<u>Christian Blugeon</u>		Porsche 991 Cup MY 2017	AM	30:46.165	1	1:38.218	1:05	
13	14:14:11.502	Baporo Motorsport		Jaume Font		<u>Joan Vinyes</u>		Porsche 991 Cup MY 2018	AM	31:46.255	1	1:08.048	1:05	
22	14:14:16.204	A.C.S. / PZ Oberer Zurichsee By		Niki Leutwiler				Porsche 911 Cup MY 2018	AM	31:50.957	2	1:25.487	1:25	
37	14:14:30.978	Nat. Renstal de		John De Wilde				Porsche 991 Cup MY 2018	AM	32:05.731	2	1:05.596	1:05	
19	14:26:50.518	Duell Race		Eugenio Pisani		<u>Stefano Bozzoni</u>		Porsche 991 Cup MY 2018	PROAM	44:25.271	2	23.155	1:05	-41.845

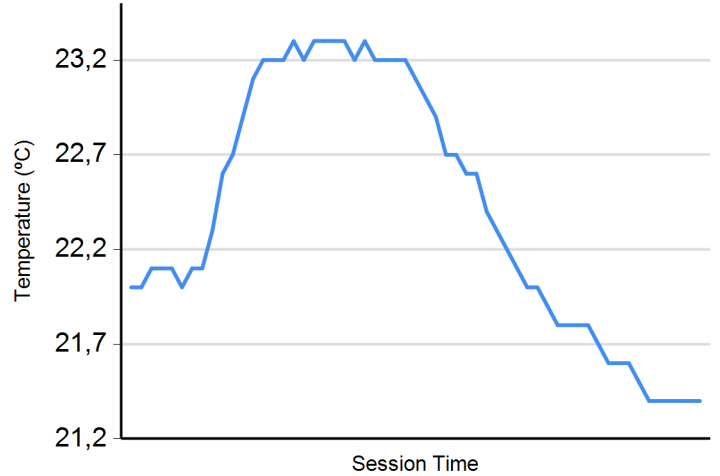




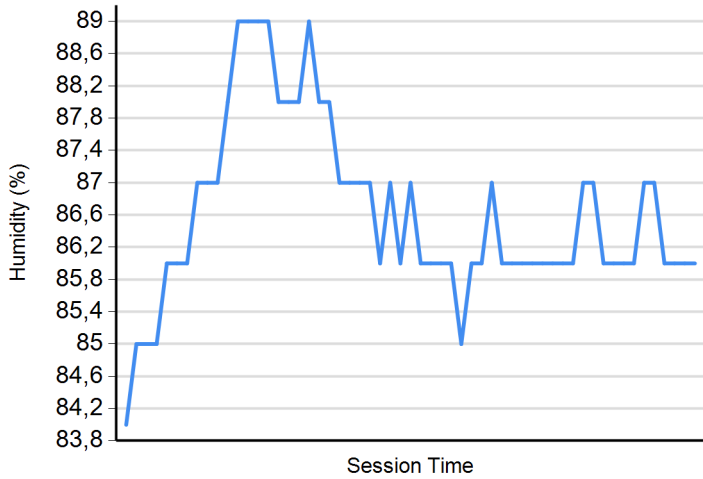
Air Temperature



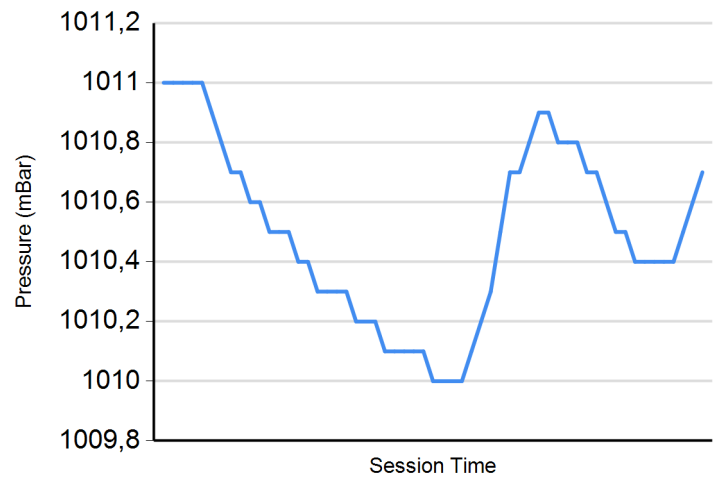
Track Temperature



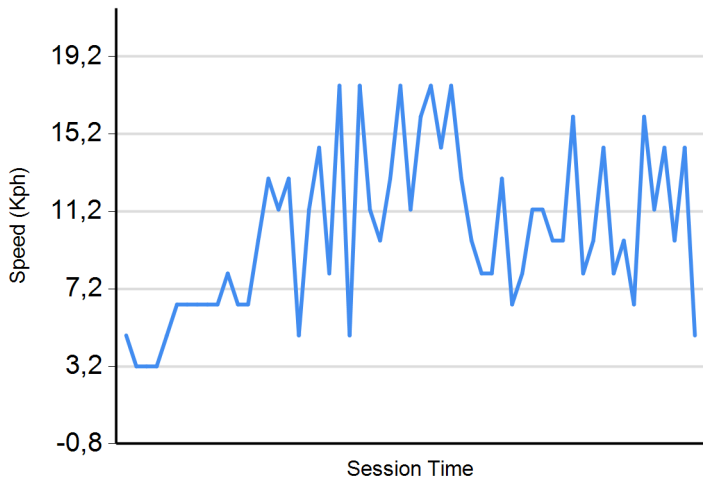
Humidity



Pressure



Wind Speed



Wind direction

North = 0°/360° Est = 90° South = 180° West = 270°

