

**Circuito de Barcelona**  
**GT Cup Open Europe**  
**Qualifying - 2 Driver - 2**  
**Provisional Results**



Cls	Nº	Entrant/Team	Nat	Driver 1	Nat	Driver 2	Nat	Vehicle	Cat	Cls	Laps	Best	Time	Gap	Interval	Km/h
1	6	Vincenzo Sospiri Racing	ITA	Hans-Peter Koller	CHE	<u>Edoardo Liberati</u>	ITA	Lamborghini Huracan Super Trofeo Evo	PROAM	1	7	4	1:51.340			150.5
2	10	Baporo Motorsport	ESP	Daniel Díaz-Varela	ESP	<u>Manel Cerqueda</u>	AND	Audi R8 LMS	AM	1	10	8	1:51.515	0.175	0.175	150.2
3	37	Nat. Renstal de Bokkenrijders/EMG Motorsport	BEL	John De Wilde	BEL			Porsche 991 Cup MY 2018	AM	2	6	5	1:52.005	0.665	0.490	149.6
4	22	A.C.S. / PZ Oberer Zurichsee By TFT	CHE	Niki Leutwiler	CHE			Porsche 911 Cup MY 2018	AM	3	11	4	1:52.359	1.019	0.354	149.1
5	13	Baporo Motorsport	ESP	<u>Jaume Font</u>	ESP	Joan Vinyes	AND	Porsche 991 Cup MY 2018	AM	4	10	7	1:52.799	1.459	0.440	148.5
6	19	Duell Race	ITA	<u>Eugenio Pisani</u>	ITA	Stefano Bozzoni	ITA	Porsche 991 Cup MY 2018	PROAM	2	10	7	1:52.913	1.573	0.114	148.4
7	12	Antonelli MotorSport	ITA	Glauco Solieri	ITA			Lamborghini Huracan Super Trofeo Evo	AM	5	11	7	1:53.017	1.677	0.104	148.2
8	7	Teo Martin Motorsport	ESP	<u>Marc De Fulgencio</u>	ESP	Thiago Vivacqua	BRA	McLaren 570S	PROAM	3	11	8	1:53.338	1.998	0.321	147.8
9	81	Tsunami RT	ITA	<u>Lino Curti</u>	ITA	Carlo Curti	ITA	Porsche 991 Cup MY 2018	PROAM	4	9	7	1:53.441	2.101	0.103	147.7
10	3	Nat. Renstal de Bokkenrijders/EMG Motorsport	BEL	<u>Nicolas Vandierendonck</u>	BEL	Bas Schouten	NLD	Porsche 991 Cup MY 2018	PROAM	5	10	7	1:53.740	2.400	0.299	147.3
11	32	Victor Colome/Three Sixty Racing Team	ESP	Fernando Fortes	BRA			Mercedes AMG GT4 HP	AM	6	10	6	1:53.837	2.497	0.097	147.2
12	95	Team Virage	POL	<u>Fernando Navarrete</u>	ESP	Alvaro Lobera	ESP	Aston Martin Vantage AMR	PROAM	6	7	2	1:54.845	3.505	1.008	145.9
13	71	Martinet By Almeras	FRA	<u>Pierre Martinet</u>	FRA	Christian Blugeon	FRA	Porsche 991 Cup MY 2017	AM	7	10	6	2:02.655	11.315	7.810	136.6
14	18	Teo Martin Motorsport	ESP	<u>Guillem Pujeu</u>	ESP	Faust Salom	ESP	McLaren 570S	PROAM	7	1	1	10:48:01.5	10:46:10.	10:45:58.	00.0

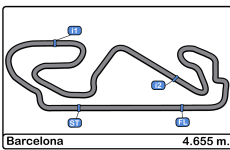
CAR 6 TIME 1:53.981 DELETED TRACK LIMITS AT T 8 AND 9  
 CAR 10 TIME 1:52.045 DELETED TRACK LIMITS AT SECTOR 2  
 CAR 10 TIME 1:52.131 DELETED TRACK LIMITS AT TURN 9

Published at:.....

Track Temp: 26.7 °C Air Temp: 22.3 °C Humidity: 78 % Track Status: DRY

Stewards:	Race Director:	Timekeeper: 
-----------	----------------	---





**Circuito de Barcelona**  
**GT Cup Open Europe**  
**Qualifying - 2 Driver - 2**  
**Provisional Results by Class**



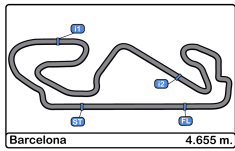
Cls	Nº	Entrant/Team	Nat	Driver 1	Nat	Driver 2	Nat	Vehicle	Cat	Cls	Laps	Best	Time	Gap	Interval	Km/h
<b>PROAM</b>																
1	6	Vincenzo Sospiri Racing	ITA	Hans-Peter Koller	CHE	<u>Edoardo Liberati</u>	ITA	Lamborghini Huracan Super Trofeo Evo	PROAM	1	7	4	1:51.340			150.5
2	19	Duell Race	ITA	<u>Eugenio Pisani</u>	ITA	Stefano Bozzoni	ITA	Porsche 991 Cup MY 2018	PROAM	2	10	7	1:52.913	1.573	1.573	148.4
3	7	Teo Martin Motorsport	ESP	<u>Marc De Fulgencio</u>	ESP	Thiago Vivacqua	BRA	McLaren 570S	PROAM	3	11	8	1:53.338	1.998	0.425	147.8
4	81	Tsunami RT	ITA	<u>Lino Curti</u>	ITA	Carlo Curti	ITA	Porsche 991 Cup MY 2018	PROAM	4	9	7	1:53.441	2.101	0.103	147.7
5	3	Nat. Renstal de Bokkenrijders/EMG Motorsport	BEL	<u>Nicolas Vandierendonck</u>	BEL	Bas Schouten	NLD	Porsche 991 Cup MY 2018	PROAM	5	10	7	1:53.740	2.400	0.299	147.3
6	95	Team Virage	ESP	<u>Fernando Navarrete</u>	ESP	Alvaro Lobera	ESP	Aston Martin Vantage AMR	PROAM	6	7	2	1:54.845	3.505	1.105	145.9
7	18	Teo Martin Motorsport	ESP	<u>Guillem Pujeu</u>	ESP	Faust Salom	ESP	McLaren 570S	PROAM	7	1	1	10:48:01.5	10:46:10.	10:46:06.	00.0
<b>AM</b>																
1	10	Baporo Motorsport	ESP	Daniel Díaz-Varela	ESP	<u>Manel Cergueda</u>	AND	Audi R8 LMS	AM	1	10	8	1:51.515			150.2
2	37	Nat. Renstal de Bokkenrijders/EMG Motorsport	BEL	John De Wilde	BEL			Porsche 991 Cup MY 2018	AM	2	6	5	1:52.005	0.490	0.490	149.6
3	22	A.C.S. / PZ Oberer Zurichsee By TFT	CHE	Niki Leutwiler	CHE			Porsche 911 Cup MY 2018	AM	3	11	4	1:52.359	0.844	0.354	149.1
4	13	Baporo Motorsport	ESP	<u>Jaume Font</u>	ESP	Joan Vinyes	AND	Porsche 991 Cup MY 2018	AM	4	10	7	1:52.799	1.284	0.440	148.5
5	12	Antonelli MotorSport	ITA	Glauco Solieri	ITA			Lamborghini Huracan Super Trofeo Evo	AM	5	11	7	1:53.017	1.502	0.218	148.2
6	32	Victor Colome/Three Sixty Racing Team	ESP	Fernando Fortes	BRA			Mercedes AMG GT4 HP	AM	6	10	6	1:53.837	2.322	0.820	147.2
7	71	Martinet By Almeras	FRA	<u>Pierre Martinet</u>	FRA	Christian Blugeon	FRA	Porsche 991 Cup MY 2017	AM	7	10	6	2:02.655	11.140	8.818	136.6

Published at:.....

Track Temp: 26.7 °C    Air Temp: 22.3 °C    Humidity: 78 %    Track Status: DRY

<b>Stewards:</b>	<b>Race Director:</b>	<b>Timekeeper:</b> 
------------------	-----------------------	--





**Circuit de Barcelona**  
**GT Cup Open Europe**  
**Qualifying - 2 Driver - 2**  
**Lap Analysis**



**3** 1 Nicolas Vandierendonck Porsche 991 Cup MY 2018  
 PROAM 2 Bas Schouten Nat. Renstal de Bokkenrijders/EMG Motorsport

Lap D	Time	Sector 1	Sector 2	Sector 3	T. Spd	Elapsed
1 1	10:48:38.637	10:47:04.195	52.126	42.316	108.6	10:48:38.637
2 1	1:57.470	33.854	45.351	38.265	247.1	10:50:36.107
3 1	1:55.140	33.082	44.320	37.738	250.5	10:52:31.247
4 1	1:53.983	32.876	43.748	37.359	251.7	10:54:25.230
5 1	1:54.632	32.816	43.932	37.884	251.7	10:56:19.862
6 1	1:59.856	34.178	46.139	39.539	250.0	10:58:19.718
7 1	1:53.740	32.744	43.536	37.460	250.5	11:00:13.458
8 1	1:53.869	32.728	43.799	37.342	251.1	11:02:07.327
9 1	1:53.768	32.608	43.852	37.308	251.1	11:04:01.095
10 1	2:17.679 P	34.071	49.495	54.113	251.1	11:06:18.774

**6** 1 Hans-Peter Koller Lamborghini Huracan Super Trofeo Evo  
 PROAM 2 Edoardo Liberati Vincenzo Sospiri Racing

Lap D	Time	Sector 1	Sector 2	Sector 3	T. Spd	Elapsed
1 2	10:54:53.477	10:53:28.636	46.479	38.362	151.2	10:54:53.477
2 2	1:53.984	33.066	43.188	37.727	242.6	10:56:47.458
3 2	1:51.782	32.293	42.995	36.494	242.6	10:58:39.240
4 2	1:51.340	32.127	42.739	36.474	243.7	11:00:30.580
5 2	1:52.240	32.310	43.332	36.598	242.1	11:02:22.820
6 2	2:00.056	34.972	45.389	39.695	225.0	11:04:22.876
7 2	2:13.151 P	32.308	45.573	55.270	241.0	11:06:36.027

**7** 1 Marc De Fulgencio McLaren 570S  
 PROAM 2 Thiago Vivacqua Teo Martin Motorsport

Lap D	Time	Sector 1	Sector 2	Sector 3	T. Spd	Elapsed
1 1	10:48:03.949	10:46:31.256	50.443	42.250	166.6	10:48:03.949
2 1	1:56.486	33.637	44.751	38.098	255.3	10:50:00.435
3 1	1:53.916	32.687	43.759	37.470	257.1	10:51:54.351
4 1	1:53.582	32.652	43.672	37.258	257.1	10:53:47.933
5 1	1:53.750	32.644	43.702	37.404	257.1	10:55:41.683
6 1	1:53.723	32.527	43.629	37.567	257.7	10:57:35.406
7 1	1:53.672	32.432	43.586	37.654	259.6	10:59:29.078
8 1	1:53.338	32.620	43.405	37.313	257.1	11:01:22.416
9 1	1:53.373	32.476	43.582	37.315	259.6	11:03:15.789
10 1	1:53.887	32.393	43.469	38.025	257.1	11:05:09.676
11 1	2:21.334 P	37.177	49.902	54.255	196.3	11:07:31.010

**10** 1 Daniel Díaz-Varela Audi R8 LMS  
 AM 2 Manel Cerqueda Baporo Motorsport

Lap D	Time	Sector 1	Sector 2	Sector 3	T. Spd	Elapsed
1 2	10:48:24.182	10:46:55.027	48.707	40.448	125.7	10:48:24.182
2 2	1:55.691	33.332	44.478	37.881	255.9	10:50:19.873
3 2	1:53.004	32.265	43.346	37.393	259.6	10:52:12.877
4 2	1:51.980	32.054	43.196	36.730	259.6	10:54:04.857
5 2	2:00.756	32.187	43.220	45.349	258.9	10:56:05.613
6 2	1:52.945	32.045	43.132	36.868	258.9	10:57:57.658
7 2	1:52.434	31.977	42.818	37.336	259.6	10:59:49.789
8 2	1:51.515	31.976	42.782	36.757	258.3	11:01:41.304
9 2	2:04.128	32.606	49.259	42.263	259.6	11:03:45.432
10 2	2:18.615 P	32.090	44.729	1:01.796	255.9	11:06:04.047

**12** 1 Glauco Solieri Lamborghini Huracan Super Trofeo Evo  
 AM 2 Antonelli MotorSport

Lap D	Time	Sector 1	Sector 2	Sector 3	T. Spd	Elapsed
1	10:47:41.442	10:46:02.311	58.107	41.024	97.3	10:47:41.442
2	1:57.039	33.902	44.980	38.157	244.8	10:49:38.481
3	1:54.796	32.779	43.689	38.328	249.4	10:51:33.277
4	1:54.104	32.642	43.664	37.798	248.8	10:53:27.381
5	1:53.650	32.408	43.518	37.724	250.5	10:55:21.031
6	1:53.708	32.414	43.798	37.496	247.7	10:57:14.739
7	1:53.017	32.384	43.468	37.165	250.5	10:59:07.756
8	1:56.389	32.571	44.170	39.648	250.5	11:01:04.145
9	1:56.201	32.536	43.939	39.726	246.0	11:03:00.346
10	1:54.871	32.576	43.915	38.380	249.4	11:04:55.217
11	2:08.705 P	32.885	43.801	52.019	248.2	11:07:03.922

**13** 1 Jaume Font Porsche 991 Cup MY 2018  
 AM 2 Joan Vinyes Baporo Motorsport

Lap D	Time	Sector 1	Sector 2	Sector 3	T. Spd	Elapsed
1 1	10:48:29.975	10:47:00.881	49.080	40.014	100.3	10:48:29.975
2 1	2:01.499	35.103	48.288	38.108	244.8	10:50:31.474
3 1	1:53.224	32.770	43.619	36.835	248.2	10:52:24.698
4 1	1:53.226	32.566	43.358	37.302	250.0	10:54:17.924
5 1	2:13.984	35.922	56.710	41.352	250.5	10:56:31.908
6 1	1:53.136	32.860	43.249	37.027	248.2	10:58:25.044
7 1	1:52.799	32.570	43.468	36.761	251.7	11:00:17.843
8 1	1:53.933	32.752	43.753	37.428	250.5	11:02:11.776
9 1	1:53.079	32.499	43.385	37.195	250.5	11:04:04.855
10 1	2:10.048 P	32.500	43.506	54.042	250.5	11:06:14.903

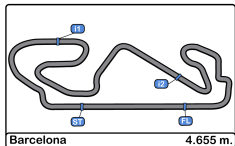
**18** 1 Guillem Pujeu McLaren 570S  
 PROAM 2 Faust Salom Teo Martin Motorsport

Lap D	Time	Sector 1	Sector 2	Sector 3	T. Spd	Elapsed
1 1	10:48:01.503 P	10:46:18.575	53.011	49.917	154.5	10:48:01.503

**19** 1 Eugenio Pisani Porsche 991 Cup MY 2018  
 PROAM 2 Stefano Bozzoni Duell Race

Lap D	Time	Sector 1	Sector 2	Sector 3	T. Spd	Elapsed
1 1	10:47:27.897	10:45:51.047	54.635	42.215	120.4	10:47:27.897
2 1	1:55.376	33.389	44.661	37.326	246.0	10:49:23.273
3 1	2:08.273 P	32.953	44.759	50.561	249.4	10:51:31.546
4 1	4:25.730	2:58.298	46.841	40.591	101.8	10:55:57.276
5 1	1:53.782	32.805	43.753	37.224	247.7	10:57:51.058
6 1	1:52.948	32.363	43.452	37.133	249.4	10:59:44.006
7 1	1:52.913	32.526	43.466	36.921	249.4	11:01:36.919
8 1	1:52.989	32.321	43.699	36.969	250.0	11:03:29.908
9 1	1:53.537	32.601	43.786	37.150	249.4	11:05:23.445
10 1	2:13.955 P	34.884	45.252	53.819	232.2	11:07:37.400





Circuit de Barcelona  
GT Cup Open Europe  
Qualifying - 2 Driver - 2  
Lap Analysis



**22** 1 Niki Leutwiler Porsche 911 Cup MY 2018  
AM 2 A.C.S. / PZ Oberer Zurichsee By TFT

Lap D	Time	Sector 1	Sector 2	Sector 3	T. Spd	Elapsed
1	10:47:27.104	10:45:49.855	54.380	42.869	115.7	10:47:27.104
2	2:08.139	39.480	50.175	38.484	174.7	10:49:35.243
3	1:56.493	33.120	44.834	38.539	250.0	10:51:31.736
4	<b>1:52.359</b>	32.513	<b>43.064</b>	<b>36.782</b>	251.7	10:53:24.095
5	1:53.280	32.599	43.405	37.276	250.0	10:55:17.375
6	1:53.066	<b>32.359</b>	43.162	37.545	251.1	10:57:10.441
7	2:07.839	32.918	47.487	47.434	252.9	10:59:18.280
8	1:53.172	32.443	43.255	37.474	252.3	11:01:11.452
9	1:53.203	32.429	43.221	37.553	252.9	11:03:04.655
10	2:02.818	38.671	45.621	38.526	191.4	11:05:07.473
11	2:27.592 P	41.627	52.004	53.961	151.8	11:07:35.065

**81** 1 Lino Curti Porsche 991 Cup MY 2018  
PROAM 2 Carlo Curti Tsunami RT

Lap D	Time	Sector 1	Sector 2	Sector 3	T. Spd	Elapsed
1	10:51:24.295	10:49:40.256	58.216	45.823	100.3	10:51:24.295
2	2:14.138	44.526	49.850	39.762	144.7	10:53:38.433
3	1:55.278	33.227	44.363	37.688	246.5	10:55:33.711
4	1:54.457	32.829	44.226	37.402	247.7	10:57:28.168
5	1:54.037	32.676	43.916	37.445	248.2	10:59:22.205
6	1:53.778	32.542	43.860	37.376	249.4	11:01:15.983
7	<b>1:53.441</b>	<b>32.388</b>	<b>43.753</b>	<b>37.300</b>	249.4	11:03:09.424
8	1:53.929	32.490	43.804	37.635	250.0	11:05:03.353
9	2:25.589 P	37.415	50.122	58.052	203.7	11:07:28.942

**32** 1 Fernando Fortes Mercedes AMG GT4 HP  
AM 2 Victor Colome/Three Sixty Racing Team

Lap D	Time	Sector 1	Sector 2	Sector 3	T. Spd	Elapsed
1	10:47:33.585	10:45:53.022	57.114	43.449	138.9	10:47:33.585
2	2:07.103	37.336	50.276	39.491	194.5	10:49:40.688
3	1:55.029	33.227	44.084	37.718	255.3	10:51:35.717
4	1:55.041	33.130	44.239	37.672	255.3	10:53:30.758
5	1:53.932	32.816	43.545	37.571	255.3	10:55:24.690
6	<b>1:53.837</b>	32.862	<b>43.442</b>	<b>37.533</b>	255.3	10:57:18.527
7	1:54.703	32.922	43.718	38.063	255.3	10:59:13.230
8	1:54.355	32.636	43.654	38.065	254.7	11:01:07.585
9	1:54.563	<b>32.607</b>	44.098	37.858	255.3	11:03:02.148
10	2:18.691 P	36.253	56.871	45.567	238.4	11:05:20.839

**95** 1 Fernando Navarrete Aston Martin Vantage AMR  
PROAM 2 Alvaro Lobera Team Virage

Lap D	Time	Sector 1	Sector 2	Sector 3	T. Spd	Elapsed
1	10:47:14.534	10:45:43.716	50.685	40.133	167.9	10:47:14.534
2	<b>1:54.845</b>	32.923	<b>43.988</b>	<b>37.934</b>	251.7	10:49:09.379
3	1:55.076	<b>32.677</b>	44.351	38.048	253.5	10:51:04.455
4	2:01.698 P	32.966	44.216	44.516	252.9	10:53:06.153
5	4:00.561	2:23.868	54.257	42.436	121.0	10:57:06.714
6	2:00.343	33.023	46.173	41.147	252.3	10:59:07.057
7	2:16.612 P	33.175	48.108	55.329	252.3	11:01:23.669

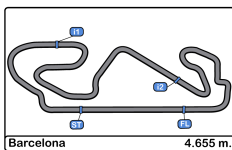
**37** 1 John De Wilde Porsche 991 Cup MY 2018  
AM 2 Nat. Renstal de Bokkenrijders/EMG Motorsport

Lap D	Time	Sector 1	Sector 2	Sector 3	T. Spd	Elapsed
1	10:49:54.191	10:48:03.994	1:00.188	50.009	123.7	10:49:54.191
2	2:04.373	40.662	46.041	37.670	183.6	10:51:58.564
3	1:54.406	32.982	43.903	37.521	250.0	10:53:52.970
4	1:52.653	32.299	43.523	36.831	251.7	10:55:45.623
5	<b>1:52.005</b>	<b>32.206</b>	<b>43.145</b>	<b>36.654</b>	252.3	10:57:37.628
6	2:01.153 P	32.342	43.566	45.245	253.5	10:59:38.781

**71** 1 Pierre Martinet Porsche 991 Cup MY 2017  
AM 2 Christian Blugeon Martinet By Almeras

Lap D	Time	Sector 1	Sector 2	Sector 3	T. Spd	Elapsed
1	10:47:52.947	10:46:04.763	1:00.389	47.795	81.3	10:47:52.947
2	2:14.752	39.467	50.924	44.361	232.2	10:50:07.699
3	2:04.647	35.689	47.094	41.864	242.6	10:52:12.346
4	2:03.312	35.317	47.021	40.974	236.8	10:54:15.658
5	2:04.032	36.154	46.914	40.964	247.1	10:56:19.690
6	<b>2:02.655</b>	35.112	<b>46.701</b>	<b>40.842</b>	245.4	10:58:22.345
7	2:03.410	34.873	46.871	41.666	247.7	11:00:25.755
8	2:05.627	<b>34.740</b>	48.081	42.806	248.2	11:02:31.382
9	2:03.891	35.140	46.833	41.918	246.0	11:04:35.273
10	2:19.125 P	35.124	47.374	56.627	244.3	11:06:54.398



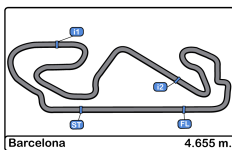


**Circuito de Barcelona**  
**GT Cup Open Europe**  
**Qualifying - 2 Driver - 2**  
**Best Sectors Results**



Sector - 1				Sector - 2				Sector - 3				Ideal Lap vs Best Lap				
Clas	Nº	Driver	Time	Nº	Driver	Time	Nº	Driver	Time	Clas	Nº	Driver	Ideal Lap	Best Lap	Clas	
1	10	Manel Cerqueda	31.976	6	Edoardo Liberati	42.739	6	Edoardo Liberati	36.474	1	6	Edoardo Liberati	1:51.340	1:51.340	1	
2	6	Edoardo Liberati	32.127	10	Manel Cerqueda	42.782	37	John De Wilde	36.654	2	10	Manel Cerqueda	1:51.488	1:51.515	2	
3	37	John De Wilde	32.206	22	Niki Leutwiler	43.064	10	Manel Cerqueda	36.730	3	37	John De Wilde	1:52.005	1:52.005	3	
4	19	Eugenio Pisani	32.321	37	John De Wilde	43.145	13	Jaume Font	36.761	4	22	Niki Leutwiler	1:52.205	1:52.359	4	
5	22	Niki Leutwiler	32.359	13	Jaume Font	43.249	22	Niki Leutwiler	36.782	5	13	Jaume Font	1:52.509	1:52.799	5	
6	12	Glauco Solieri	32.384	7	Marc De Fulgencio	43.405	19	Eugenio Pisani	36.921	6	19	Eugenio Pisani	1:52.694	1:52.913	6	
7	81	Lino Curti	32.388	32	Fernando Fortes	43.442	12	Glauco Solieri	37.165	7	12	Glauco Solieri	1:53.017	1:53.017	7	
8	7	Marc De Fulgencio	32.393	19	Eugenio Pisani	43.452	7	Marc De Fulgencio	37.258	8	7	Marc De Fulgencio	1:53.056	1:53.338	8	
9	13	Jaume Font	32.499	12	Glauco Solieri	43.468	81	Lino Curti	37.300	9	81	Lino Curti	1:53.441	1:53.441	9	
10	32	Fernando Fortes	32.607	3	Nicolas Vandierendonc	43.536	3	Nicolas Vandierendonc	37.308	10	3	Nicolas Vandierendonc	1:53.452	1:53.740	10	
11	3	Nicolas Vandierendonc	32.608	81	Lino Curti	43.753	32	Fernando Fortes	37.533	11	32	Fernando Fortes	1:53.582	1:53.837	11	
12	95	Fernando Navarrete	32.677	95	Fernando Navarrete	43.988	95	Fernando Navarrete	37.934	12	95	Fernando Navarrete	1:54.599	1:54.845	12	
13	71	Pierre Martinet	34.740	71	Pierre Martinet	46.701	71	Pierre Martinet	40.842	13	71	Pierre Martinet	2:02.283	2:02.655	13	
14	18	Guillem Pujeu	Transpon	18	Guillem Pujeu	53.011	18	Guillem Pujeu	49.917	14	18	Guillem Pujeu	Transpon	Transpo	14	



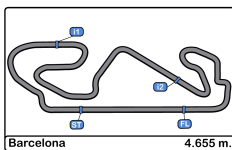


**Circuito de Barcelona**  
**GT Cup Open Europe**  
**Qualifying - 2 Driver - 2**  
**Best 5 Lap Times**



Cl	Nº	Entrant/Team	Nat	Driver 1	Nat	Status	Driver 2	Nat	Status	Vehicle	Cat	Cl	Best 1		Best 2		Best 3		Best 4		Best 5		
													Time	Lap	Time	Lap	Time	Lap	Time	Lap	Time	Lap	
1	6	Vincenzo Sospiri Racing	ITA	Hans-Peter Koller	CHE		Edoardo Liberati	ITA		Lamborghini Huracan Super Trofeo	PROAM	1	1:51.340	4	1:51.782	3	1:52.240	5	2:00.056	6	2:13.151	7	
2	10	Baporo Motorsport	ESP	Daniel Diaz-Varela	ESP		Manel Cerqueda	AND		Audi R8 LMS	AM	1	1:51.515	8	1:51.980	4	1:53.004	3	1:55.691	2	2:00.756	5	
3	37	Nat. Renstal de Bokkenrijders/EMG Motorsport	BEL	John De Wilde	BEL					Porsche 991 Cup MY 2018	AM	2	1:52.005	5	1:52.653	4	1:54.406	3	2:01.153	6	2:04.373	2	
4	22	A.C.S. / PZ Oberer Zurichsee By TFT	CHE	Niki Leutwiler	CHE					Porsche 911 Cup MY 2018	AM	3	1:52.359	4	1:53.066	6	1:53.172	8	1:53.203	9	1:53.280	5	
5	13	Baporo Motorsport	ESP	Jaume Font	ESP		Joan Vinyes	AND		Porsche 991 Cup MY 2018	AM	4	1:52.799	7	1:53.079	9	1:53.136	6	1:53.224	3	1:53.226	4	
6	19	Duell Race	ITA	Eugenio Pisani	ITA		Stefano Bozzoni	ITA		Porsche 991 Cup MY 2018	PROAM	2	1:52.913	7	1:52.948	6	1:52.989	8	1:53.537	9	1:53.782	5	
7	12	Antonelli MotorSport	ITA	Glauco Solieri	ITA					Lamborghini Huracan Super Trofeo	AM	5	1:53.017	7	1:53.650	5	1:53.708	6	1:54.104	4	1:54.796	3	
8	7	Teo Martin Motorsport	ESP	Marc De Fulgencio	ESP		Thiago Vivacqua	BRA		McLaren 570S	PROAM	3	1:53.338	8	1:53.373	9	1:53.582	4	1:53.672	7	1:53.723	6	
9	81	Tsunami RT	ITA	Lino Curti	ITA		Carlo Curti	ITA		Porsche 991 Cup MY 2018	PROAM	4	1:53.441	7	1:53.778	6	1:53.929	8	1:54.037	5	1:54.457	4	
10	3	Nat. Renstal de Bokkenrijders/EMG Motorsport	BEL	Nicolas Vandierendonck	BEL		Bas Schouten	NLD		Porsche 991 Cup MY 2018	PROAM	5	1:53.740	7	1:53.768	9	1:53.869	8	1:53.983	4	1:54.632	5	
11	32	Victor Colorme/Three Sixty Racing Team	ESP	Fernando Fortes	BRA					Mercedes AMG GT4 HP	AM	6	1:53.837	6	1:53.932	5	1:54.355	8	1:54.563	9	1:54.703	7	
12	95	Team Virage	POL	Fernando Navarrete	ESP		Alvaro Lobera	ESP		Aston Martin Vantage AMR	PROAM	6	1:54.845	2	1:55.076	3	2:00.343	6	2:01.698	4	2:16.612	7	
13	71	Martinet By Almeras	FRA	Pierre Martinet	FRA		Christian Blugeon	FRA		Porsche 991 Cup MY 2017	AM	7	2:02.655	6	2:03.312	4	2:03.410	7	2:03.891	9	2:04.032	5	
14	18	Teo Martin Motorsport	ESP	Guillem Pujeu	ESP		Faust Salom	ESP		McLaren 570S	PROAM	7											



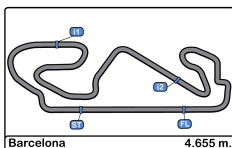


**Circuito de Barcelona**  
**GT Cup Open Europe**  
**Qualifying - 2 Driver - 2**  
**Best 5 Top Speeds**



Cl	Nº	Entrant/Team	Nat	Driver 1	Nat	Driver 2	Nat	Vehicle	Cat	Cl	Top 1		Top 2		Top 3		Top 4		Top 5		Avg
											Km/h	Lap	Km/h	Lap	Km/h	Lap	Km/h	Lap	Km/h	Lap	
1	7	Teo Martin Motorsport	ESP	<b>Marc De Fulgencio</b>	ESP	Thiago Vivacqua	BRA	McLaren 570S	PROAM	1	<b>259.6</b>	7	259.6	9	257.7	6	257.1	3	257.1	4	258.2
2	10	Baporo Motorsport	ESP	Daniel Diaz-Varela	ESP	<b>Manel Cerqueda</b>	AND	Audi R8 LMS	AM	1	<b>259.6</b>	3	259.6	4	259.6	7	259.6	9	258.9	5	259.4
3	32	Victor Colome/Three Sixty Racing Team	ESP	Fernando Fortes	BRA			Mercedes AMG GT4 HP	AM	2	<b>255.3</b>	3	255.3	4	255.3	5	255.3	6	255.3	7	255.3
4	37	Nat. Renstal de Bokkenrijders/EMG Motorsport	BEL	John De Wilde	BEL			Porsche 991 Cup MY 2018	AM	3	<b>253.5</b>	6	252.3	5	251.7	4	250.0	3	183.6	2	238.2
5	95	Team Virage	POL	<b>Fernando Navarrete</b>	ESP	Alvaro Lobera	ESP	Aston Martin Vantage AMR	PROAM	2	<b>253.5</b>	3	252.9	4	252.3	6	252.3	7	251.7	2	252.5
6	22	A.C.S. / PZ Oberer Zurichsee By TFT	CHE	Niki Leutwiler	CHE			Porsche 911 Cup MY 2018	AM	4	<b>252.9</b>	7	252.9	9	252.3	8	251.7	4	251.1	6	252.2
7	3	Nat. Renstal de Bokkenrijders/EMG Motorsport	BEL	<b>Nicolas Vandierendonck</b>	BEL	Bas Schouten	NLD	Porsche 991 Cup MY 2018	PROAM	3	<b>251.7</b>	4	251.7	5	251.1	8	251.1	9	251.1	10	251.3
8	13	Baporo Motorsport	ESP	<b>Jaume Font</b>	ESP	Joan Vinyes	AND	Porsche 991 Cup MY 2018	AM	5	<b>251.7</b>	7	250.5	5	250.5	8	250.5	9	250.5	10	250.8
9	12	Antonelli MotorSport	ITA	Glauco Solieri	ITA			Lamborghini Huracan Super Trofeo	AM	6	<b>250.5</b>	5	250.5	7	250.5	8	249.4	3	249.4	10	250.1
10	19	Duell Race	ITA	<b>Eugenio Pisani</b>	ITA	Stefano Bozzoni	ITA	Porsche 991 Cup MY 2018	PROAM	4	<b>250.0</b>	8	249.4	3	249.4	6	249.4	7	249.4	9	249.5
11	81	Tsunami RT	ITA	<b>Lino Curti</b>	ITA	Carlo Curti	ITA	Porsche 991 Cup MY 2018	PROAM	5	<b>250.0</b>	8	249.4	6	249.4	7	248.2	5	247.7	4	248.9
12	71	Martinet By Almeras	FRA	<b>Pierre Martinet</b>	FRA	Christian Blugeon	FRA	Porsche 991 Cup MY 2017	AM	7	<b>248.2</b>	8	247.7	7	247.1	5	246.0	9	245.4	6	246.9
13	6	Vincenzo Sospiri Racing	ITA	Hans-Peter Koller	CHE	<b>Edoardo Liberati</b>	ITA	Lamborghini Huracan Super Trofeo	PROAM	6	<b>243.7</b>	4	242.6	2	242.6	3	242.1	5	241.0	7	242.4
14	18	Teo Martin Motorsport	ESP	<b>Guillem Pujeu</b>	ESP	Faust Salom	ESP	McLaren 570S	PROAM	7	<b>154.5</b>	1									154.5





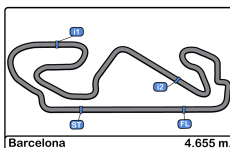
**Circuito de Barcelona**  
**GT Cup Open Europe**  
**Qualifying - 2 Driver - 2**  
**Fastest Laps Sequence**



Lap	Time of Day	Session Time	Nº	Entrant/Team	Nat	Driver 1	Nat	Driver 2	Nat	Vehicle	Cat	Time	Km/h
2	10:49:09.379	4:09.379	95	Team Virage		<b>Fernando Navarrete</b>		Alvaro Lobera		Aston Martin Vantage AMR	PROAM	<b>1:54.845</b>	145.9
3	10:51:33.277	6:33.277	12	Antonelli MotorSport		Glauco Solieri				Lamborghini Huracan Super Trofeo Evo	AM	<b>1:54.796</b>	145.9
3	10:51:54.351	6:54.351	7	Teo Martin Motorsport		<b>Marc De Fulgencio</b>		Thiago Vivacqua		McLaren 570S	PROAM	<b>1:53.916</b>	147.1
3	10:52:12.877	7:12.877	10	Baporo Motorsport		Daniel Díaz-Varela		<b>Manel Cerqueda</b>		Audi R8 LMS	AM	<b>1:53.004</b>	148.2
4	10:53:24.095	8:24.095	22	A.C.S. / PZ Oberer Zurichsee By TFT		Niki Leutwiler				Porsche 911 Cup MY 2018	AM	<b>1:52.359</b>	149.1
4	10:54:04.857	9:04.857	10	Baporo Motorsport		Daniel Díaz-Varela		<b>Manel Cerqueda</b>		Audi R8 LMS	AM	<b>1:51.980</b>	149.6
3	10:58:39.240	13:39.240	6	Vincenzo Sospiri Racing		Hans-Peter Koller		<b>Edoardo Liberati</b>		Lamborghini Huracan Super Trofeo Evo	PROAM	<b>1:51.782</b>	149.9
4	11:00:30.580	15:30.580	6	Vincenzo Sospiri Racing		Hans-Peter Koller		<b>Edoardo Liberati</b>		Lamborghini Huracan Super Trofeo Evo	PROAM	<b>1:51.340</b>	150.5





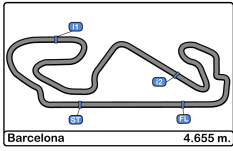


**Circuito de Barcelona**  
**GT Cup Open Europe**  
**Qualifying - 2 Driver - 2**  
**Event Best Maximum Speed**



Nº	Entrant/Team	Nat	Driver 1	Nat	Driver 2	Nat	Vehicle	Cat	Km/h	Session
7	Teo Martin Motorsport		Marc De Fulgencio		Thiago Vivacqua		McLaren 570S	PROAM	262.1	Private test - 2
18	Teo Martin Motorsport		Guillem Pujeu		Faust Salom		McLaren 570S	PROAM	260.8	Free Practice - 2
32	Victor Colome/Three Sixty Racing Team		Fernando Fortes				Mercedes AMG GT4 HP	AM	260.2	Private test - 1
10	Baporo Motorsport		Daniel Díaz-Varela		Manel Cerqueda		Audi R8 LMS	AM	260.2	Free Practice - 2
22	A.C.S. / PZ Oberer Zurichsee By TFT		Niki Leutwiler				Porsche 911 Cup MY 2018	AM	257.1	Free Practice - 1
3	Nat. Renstal de Bokkenrijders/EMG Motorsport		Nicolas Vandierendonck		Bas Schouten		Porsche 991 Cup MY 2018	PROAM	256.5	Free Practice - 1
13	Baporo Motorsport		Jaume Font		Joan Vinyes		Porsche 991 Cup MY 2018	AM	255.9	Free Practice - 1
37	Nat. Renstal de Bokkenrijders/EMG Motorsport		John De Wilde				Porsche 991 Cup MY 2018	AM	255.9	Free Practice - 2
95	Team Virage		Fernando Navarrete		Alvaro Lobera		Aston Martin Vantage AMR	PROAM	255.9	Free Practice - 2
12	Antonelli MotorSport		Glauco Solieri				Lamborghini Huracan Super Trofeo Evo	AM	255.3	Free Practice - 1
19	Duell Race		Eugenio Pisani		Stefano Bozzoni		Porsche 991 Cup MY 2018	PROAM	254.7	Free Practice - 2
71	Martinet By Almeras		Pierre Martinet		Christian Blugeon		Porsche 991 Cup MY 2017	AM	254.1	Free Practice - 1
81	Tsunami RT		Lino Curti		Carlo Curti		Porsche 991 Cup MY 2018	PROAM	252.9	Private test - 1
6	Vincenzo Sospiri Racing		Hans-Peter Koller		Edoardo Liberati		Lamborghini Huracan Super Trofeo Evo	PROAM	252.3	Free Practice - 1
27	Vincenzo Sospiri Racing		JP Mauro		Rodolfo Toni		Lamborghini Huracan Super Trofeo Evo	AM	250.5	Private test - 1





**Circuit de Barcelona**  
**GT Cup Open Europe**  
**Qualifying - 2 Driver - 2**  
**Pit Stop Analysis**



**19**

Eugenio Pisani PROAM Duell Race

Stefano Bozzoni Porsche 991 Cup MY 2018

Nr.	In Day Time	In Time	Out Time	Pit Time	T. Pit Time	Handicap	Penalty
1	10:51:29.064	10:51:29.064	10:53:46.181	2:17.117	2:17.117		

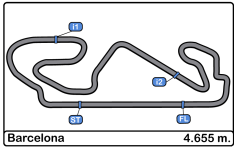
**95**

Fernando Navarrete PROAM Team Virage

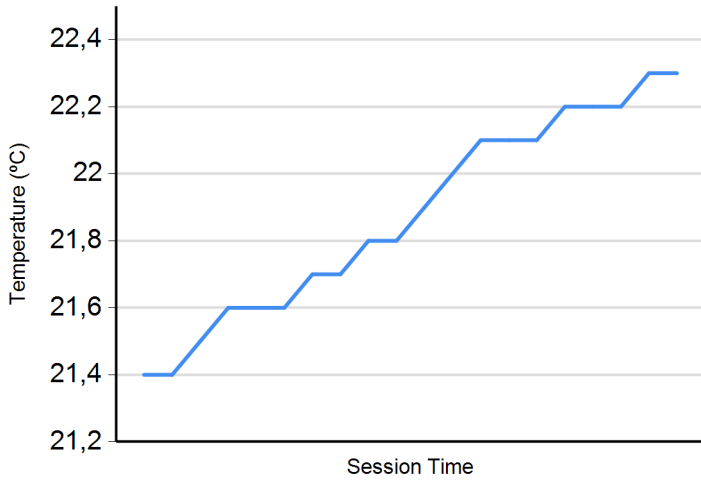
Alvaro Lobera Aston Martin Vantage AMR

Nr.	In Day Time	In Time	Out Time	Pit Time	T. Pit Time	Handicap	Penalty
1	10:53:03.430	10:53:03.430	10:54:46.191	1:42.761	1:42.761		

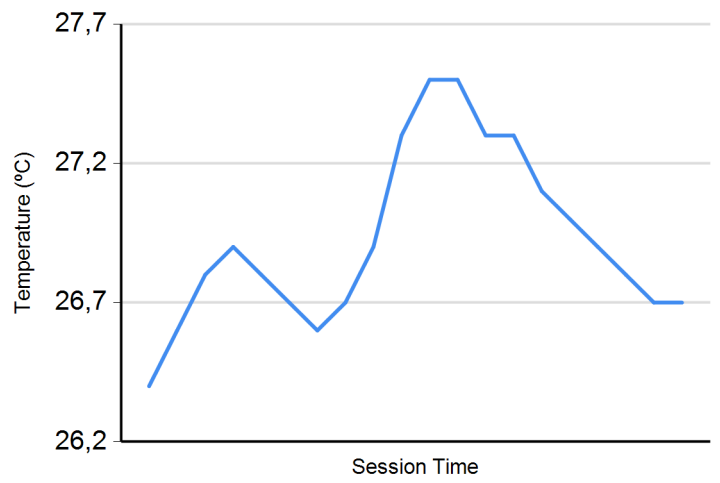




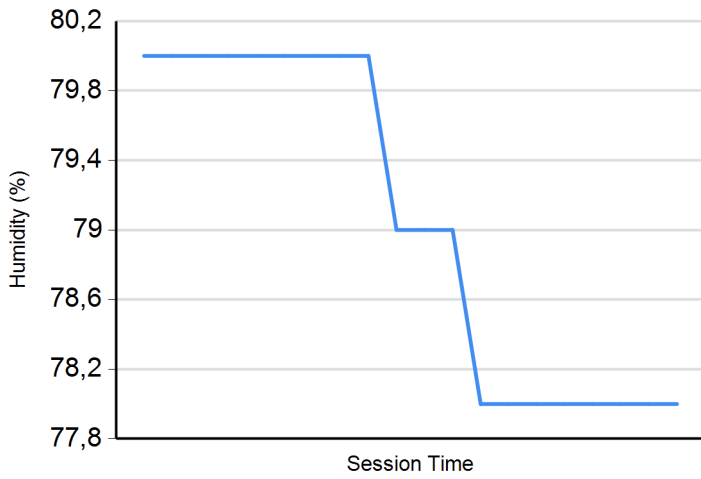
**Air Temperature**



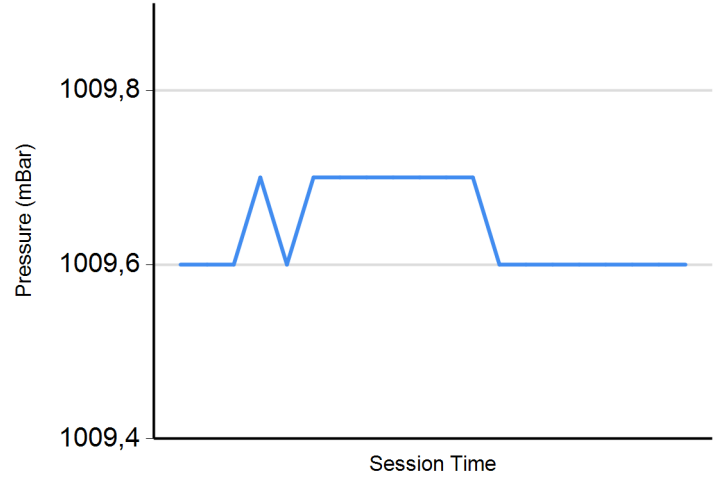
**Track Temperature**



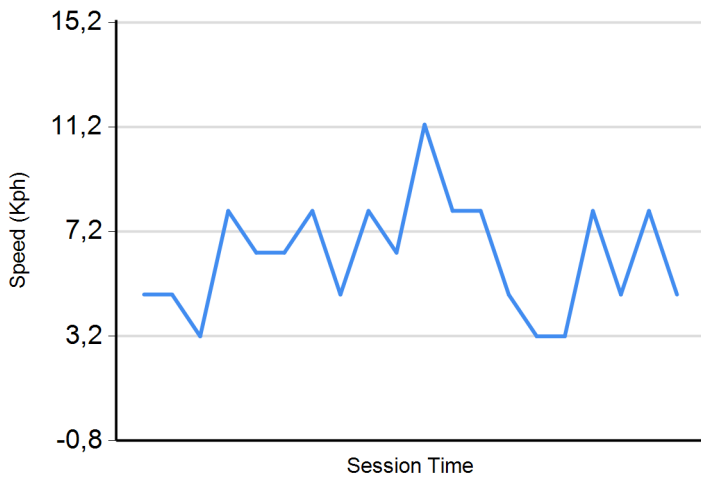
**Humidity**



**Pressure**



**Wind Speed**



**Wind direction**

North = 0°/360° Est = 90° South = 180° West = 270°

