

Circuito de Barcelona
GT Cup Open Europe
Race - 2
Provisional Results



Cls	Nº	Entrant/Team	Nat	Driver 1	Nat	Driver 2	Nat	Vehicle	Cat	Cl	Laps	Total Time	Gap	Interval	Km/h	Best	Time	Km/h	
1	6	Vincenzo Sospiri Racing	ITA	Hans-Peter Koller	CHE	<u>Edoardo Liberati</u>	ITA	Lamborghini Huracan Super Trofeo	PROAM	1	29	56:29.915			143.3	8	1:51.158	150.7	
2	22	A.C.S. / PZ Oberer Zurichsee By TFT	CHE	Niki Leutwiler	CHE			Porsche 911 Cup MY 2018	AM	1	29	56:33.905	3.990	3.990	143.1	4	1:52.986	148.3	
3	10	Baporo Motorsport	ESP	Daniel Díaz-Varela	ESP	<u>Manel Cerqueda</u>	AND	Audi R8 LMS	AM	2	29	56:40.385	10.470	6.480	142.9	10	1:52.424	149.0	
4	3	Nat. Renstal de Bokkenrijders/EMG Motorsport	BEL	<u>Nicolas Vandierendonck</u>	BEL	Bas Schouten	NLD	Porsche 991 Cup MY 2018	PROAM	2	29	56:41.485	11.570	1.100	142.8	14	1:53.491	147.6	
5	37	Nat. Renstal de Bokkenrijders/EMG Motorsport	BEL	John De Wilde	BEL			Porsche 991 Cup MY 2018	AM	3	29	56:48.282	18.367	6.797	142.5	22	1:54.040	146.9	
6	13	Baporo Motorsport	ESP	<u>Jaume Font</u>	ESP	Joan Vinyes	AND	Porsche 991 Cup MY 2018	AM	4	29	56:52.205	22.290	3.923	142.4	10	1:53.633	147.4	
7	81	Tsunami RT	ITA	<u>Lino Curti</u>	ITA	Carlo Curti	ITA	Porsche 991 Cup MY 2018	PROAM	3	29	57:09.406	39.491	17.201	141.7	13	1:53.831	147.2	
8	12	Antonelli MotorSport	ITA	Glauco Solieri	ITA			Lamborghini Huracan Super Trofeo	AM	5	29	57:17.974	48.059	8.568	141.3	7	1:54.348	146.5	
9	32	Victor Colome/Three Sixty Racing Team	ESP	Fernando Fortes	BRA			Mercedes AMG GT4 HP	AM	6	29	57:21.238	51.323	3.264	141.2	9	1:54.315	146.5	
10	7	Teo Martin Motorsport	ESP	<u>Marc De Fulgencio</u>	ESP	Thiago Vivacqua	BRA	McLaren 570S	PROAM	4	29	57:26.068	56.153	4.830	141.0	8	1:54.362	146.5	
11	18	Teo Martin Motorsport	ESP	<u>Guillem Pujeu</u>	ESP	Faust Salom	ESP	McLaren 570S	PROAM	5	29	57:27.097	57.182	1.029	140.9	3	1:54.603	146.2	
12	19	Duell Race	ITA	<u>Eugenio Pisani</u>	ITA	Stefano Bozzoni	ITA	Porsche 991 Cup MY 2018	PROAM	6	28	56:31.002	1 Lap	1 Lap	138.3	9	1:53.710	147.3	
13	71	Martinet By Almeras	FRA	<u>Pierre Martinet</u>	FRA	Christian Blugeon	FRA	Porsche 991 Cup MY 2017	AM	7	27	57:41.979	2 Laps	1 Lap	130.6	16	1:57.608	142.4	
Not classified: (Requirements: 75% of number laps of leader = 22 Laps)																			
	95	Team Virage	POL	<u>Fernando Navarrete</u>	ESP	Alvaro Lobera	ESP	Aston Martin Vantage AMR	PROAM	7	1	37:04.896	28 Laps	26 Laps	07.5	1	37:04.89	07.5	

Fastest lap Koller - Liberati in 1:51.158 at 150.8 Km/h in lap 8

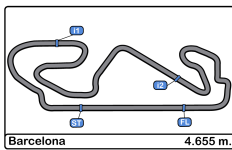
**CAR #37 - 2 SECONDS TIME PENALTY ADDED TO RACE TIME LESS TIME HANDICAP
 DRIVE THROUGH CAR 71 SPEEDING IN PIT LANE DONE DURING THE RACE**

Published at:.....

Track Temp: **38.2 °C** Air Temp: **26.8 °C** Humidity: **70 %** Track Status: **DRY**

Stewards:	Race Director:	Timekeeper:
------------------	-----------------------	--------------------





Circuito de Barcelona

GT Cup Open Europe

Race - 2

Provisional Results by Class




Cls	Nº	Entrant/Team	Nat	Driver 1	Nat	Driver 2	Nat	Vehicle	Cat	Cl	Laps	Total Time	Gap	Interval	Km/h	Best	Time	Km/h	
PROAM																			
1	6	Vincenzo Sospiri Racing	ITA	Hans-Peter Koller	CHE	<u>Edoardo Liberati</u>	ITA	Lamborghini Huracan Super Trofeo	PROAM	1	29	56:29.915			143.3	8	1:51.158	150.7	
2	3	Nat. Renstal de Bokkenrijders/EMG Motorsport	BEL	<u>Nicolas Vandierendonck</u>	BEL	Bas Schouten	NLD	Porsche 991 Cup MY 2018	PROAM	2	29	56:41.485	11.570	11.570	142.8	14	1:53.491	147.6	
3	81	Tsunami RT	ITA	<u>Lino Curti</u>	ITA	Carlo Curti	ITA	Porsche 991 Cup MY 2018	PROAM	3	29	57:09.406	39.491	27.921	141.7	13	1:53.831	147.2	
4	7	Teo Martin Motorsport	ESP	<u>Marc De Fulgencio</u>	ESP	Thiago Vivacqua	BRA	McLaren 570S	PROAM	4	29	57:26.068	56.153	16.662	141.0	8	1:54.362	146.5	
5	18	Teo Martin Motorsport	ESP	<u>Guillem Pujeu</u>	ESP	Faust Salom	ESP	McLaren 570S	PROAM	5	29	57:27.097	57.182	1.029	140.9	3	1:54.603	146.2	
6	19	Duell Race	ITA	<u>Eugenio Pisani</u>	ITA	Stefano Bozzoni	ITA	Porsche 991 Cup MY 2018	PROAM	6	28	56:31.002	1 Lap	1 Lap	138.3	9	1:53.710	147.3	
Not classified: (Requirements: 75% of number laps of leader = 22 Laps)																			
95	Team Virage	POL	<u>Fernando Navarrete</u>	ESP	Alvaro Lobera	ESP	Aston Martin Vantage AMR	PROAM	7	1	37:04.896	28 Laps	27 Laps	07.5	1	37:04.89	07.5		
AM																			
1	22	A.C.S. / PZ Oberer Zurichsee By TFT	CHE	Niki Leutwiler	CHE			Porsche 911 Cup MY 2018	AM	1	29	56:33.905			143.1	4	1:52.986	148.3	
2	10	Baporo Motorsport	ESP	Daniel Díaz-Varela	ESP	<u>Manel Cerqueda</u>	AND	Audi R8 LMS	AM	2	29	56:40.385	10.470	6.480	142.9	10	1:52.424	149.0	
3	37	Nat. Renstal de Bokkenrijders/EMG Motorsport	BEL	John De Wilde	BEL			Porsche 991 Cup MY 2018	AM	3	29	56:48.282	18.367	7.897	142.5	22	1:54.040	146.9	
4	13	Baporo Motorsport	ESP	<u>Jaume Font</u>	ESP	Joan Vinyes	AND	Porsche 991 Cup MY 2018	AM	4	29	56:52.205	22.290	3.923	142.4	10	1:53.633	147.4	
5	12	Antonelli MotorSport	ITA	Glauco Solieri	ITA			Lamborghini Huracan Super Trofeo	AM	5	29	57:17.974	48.059	25.769	141.3	7	1:54.348	146.5	
6	32	Victor Colome/Three Sixty Racing Team	ESP	Fernando Fortes	BRA			Mercedes AMG GT4 HP	AM	6	29	57:21.238	51.323	3.264	141.2	9	1:54.315	146.5	
7	71	Martinet By Almeras	FRA	<u>Pierre Martinet</u>	FRA	Christian Blugeon	FRA	Porsche 991 Cup MY 2017	AM	7	27	57:41.979	2 Laps	2 Laps	130.6	16	1:57.608	142.4	

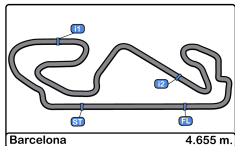
Fastest lap Koller - Liberati in 1:51.158 at 150.8 Km/h in lap 8

Published at:.....

Track Temp: 38.2 °C Air Temp: 26.8 °C Humidity: 70 % Track Status: DRY

Stewards:	Race Director:	Timekeeper: 
-----------	----------------	---



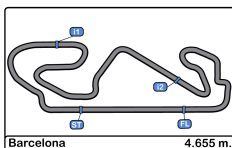


Circuit de Barcelona
GT Cup Open Europe
Race - 2



Provisional Classification by Driver Fastest Lap

Cl	Nº	Entrant/Team	Nat	Vehicle	Driver	Nat	Cat	Cl	Laps	Best	Time	Gap	Interval	Km/h
1	6	Vincenzo Sospiri Racing	ITA	Lamborghini Huracan Super Trofeo	Edoardo Liberati	ITA	PROAM	1	17	8	1:51.158			150.7
2	10	Baporo Motorsport	ESP	Audi R8 LMS	Manel Cerqueda	AND	AM	1	15	10	1:52.424	1.266	1.266	149.0
3	22	A.C.S. / PZ Oberer Zurichsee By TFT	CHE	Porsche 911 Cup MY 2018	Niki Leutwiler	CHE	AM	2	29	4	1:52.986	1.828	0.562	148.3
4	3	Nat. Renstal de Bokkenrijders/EMG Motorsport	BEL	Porsche 991 Cup MY 2018	Bas Schouten	NLD	PROAM	2	17	2	1:53.491	2.333	0.505	147.6
5	13	Baporo Motorsport	ESP	Porsche 991 Cup MY 2018	Jaume Font	ESP	AM	3	14	10	1:53.633	2.475	0.142	147.4
6	19	Duell Race	ITA	Porsche 991 Cup MY 2018	Eugenio Pisani	ITA	PROAM	3	17	9	1:53.710	2.552	0.077	147.3
7	81	Tsunami RT	ITA	Porsche 991 Cup MY 2018	Lino Curti	ITA	PROAM	4	15	13	1:53.831	2.673	0.121	147.2
8	37	Nat. Renstal de Bokkenrijders/EMG Motorsport	BEL	Porsche 991 Cup MY 2018	John De Wilde	BEL	AM	4	29	22	1:54.040	2.882	0.209	146.9
9	13	Baporo Motorsport	ESP	Porsche 991 Cup MY 2018	Joan Vinyes	AND	AM	5	15	4	1:54.258	3.100	0.218	146.6
10	3	Nat. Renstal de Bokkenrijders/EMG Motorsport	BEL	Porsche 991 Cup MY 2018	Nicolas Vandierendy	BEL	PROAM	5	12	3	1:54.306	3.148	0.048	146.6
11	32	Victor Colome/Three Sixty Racing Team	ESP	Mercedes AMG GT4 HP	Fernando Fortes	BRA	AM	6	29	9	1:54.315	3.157	0.009	146.5
12	12	Antonelli MotorSport	ITA	Lamborghini Huracan Super Trofeo	Glauco Solieri	ITA	AM	7	29	7	1:54.348	3.190	0.033	146.5
13	7	Teo Martin Motorsport	ESP	McLaren 570S	Marc De Fulgencio	ESP	PROAM	6	12	8	1:54.362	3.204	0.014	146.5
14	10	Baporo Motorsport	ESP	Audi R8 LMS	Daniel Díaz-Varela	ESP	AM	8	14	6	1:54.484	3.326	0.122	146.3
15	18	Teo Martin Motorsport	ESP	McLaren 570S	Guillem Pujeu	ESP	PROAM	7	12	3	1:54.603	3.445	0.119	146.2
16	81	Tsunami RT	ITA	Porsche 991 Cup MY 2018	Carlo Curti	ITA	PROAM	8	14	5	1:55.032	3.874	0.429	145.6
17	18	Teo Martin Motorsport	ESP	McLaren 570S	Faust Salom	ESP	PROAM	9	17	2	1:55.245	4.087	0.213	145.4
18	7	Teo Martin Motorsport	ESP	McLaren 570S	Thiago Vivacqua	BRA	PROAM	10	17	2	1:55.290	4.132	0.045	145.3
19	6	Vincenzo Sospiri Racing	ITA	Lamborghini Huracan Super Trofeo	Hans-Peter Koller	CHE	PROAM	11	12	5	1:55.370	4.212	0.080	145.2
20	71	Martinet By Almeras	FRA	Porsche 991 Cup MY 2017	Christian Blugeon	FRA	AM	9	15	4	1:57.608	6.450	2.238	142.4
21	19	Duell Race	ITA	Porsche 991 Cup MY 2018	Stefano Bozzoni	ITA	PROAM	12	11	4	2:00.240	9.082	2.632	139.3
22	71	Martinet By Almeras	FRA	Porsche 991 Cup MY 2017	Pierre Martinet	FRA	AM	10	12	7	2:04.329	13.171	4.089	134.7
23	95	Team Virage	POL	Aston Martin Vantage AMR	Fernando Navarrete	ESP	PROAM	13	1	1	37:04.89	35:13.7	35:00.56	07.5

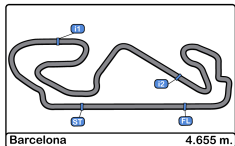


Circuito de Barcelona
GT Cup Open Europe
Race - 2
Distance and Speed Average



Cls	Nº	Entrant/Team	Nat	Driver 1	Nat	Driver 2	Nat	Vehicle	Cat	Cls	Laps	Distance	Total Time	Km/h
1	6	Vincenzo Sospiri Racing	ITA	Hans-Peter Koller	CHE	<u>Edoardo Liberati</u>	ITA	Lamborghini Huracan Super Trofeo Evo	PROAM	1	29	134.99	56:29.915	143.3
2	22	A.C.S. / PZ Oberer Zurichsee By TFT	CHE	Niki Leutwiler	CHE			Porsche 911 Cup MY 2018	AM	1	29	134.99	56:33.905	143.1
3	10	Baporo Motorsport	ESP	Daniel Díaz-Varela	ESP	<u>Manel Cerqueda</u>	AND	Audi R8 LMS	AM	2	29	134.99	56:40.385	142.9
4	3	Nat. Renstal de Bokkensrijders/EMG Motorsport	BEL	<u>Nicolas Vandierendonck</u>	BEL	Bas Schouten	NLD	Porsche 991 Cup MY 2018	PROAM	2	29	134.99	56:41.485	142.8
5	37	Nat. Renstal de Bokkensrijders/EMG Motorsport	BEL	John De Wilde	BEL			Porsche 991 Cup MY 2018	AM	3	29	134.99	56:48.282	142.5
6	13	Baporo Motorsport	ESP	<u>Jaume Font</u>	ESP	Joan Vinyes	AND	Porsche 991 Cup MY 2018	AM	4	29	134.99	56:52.205	142.4
7	81	Tsunami RT	ITA	<u>Lino Curti</u>	ITA	Carlo Curti	ITA	Porsche 991 Cup MY 2018	PROAM	3	29	134.99	57:09.406	141.7
8	12	Antonelli MotorSport	ITA	Glauco Solieri	ITA			Lamborghini Huracan Super Trofeo Evo	AM	5	29	134.99	57:17.974	141.3
9	32	Victor Colome/Three Sixty Racing Team	ESP	Fernando Fortes	BRA			Mercedes AMG GT4 HP	AM	6	29	134.99	57:21.238	141.2
10	7	Teo Martin Motorsport	ESP	<u>Marc De Fulgencio</u>	ESP	Thiago Vivacqua	BRA	McLaren 570S	PROAM	4	29	134.99	57:26.068	141.0
11	18	Teo Martin Motorsport	ESP	<u>Guillem Pujeu</u>	ESP	Faust Salom	ESP	McLaren 570S	PROAM	5	29	134.99	57:27.097	140.9
12	19	Duell Race	ITA	<u>Eugenio Pisani</u>	ITA	Stefano Bozzoni	ITA	Porsche 991 Cup MY 2018	PROAM	6	28	130.34	56:31.002	138.3
13	71	Martinet By Almeras	FRA	<u>Pierre Martinet</u>	FRA	Christian Blugeon	FRA	Porsche 991 Cup MY 2017	AM	7	27	125.68	57:41.979	130.6
Not classified: (Requirements: 75% of number laps of leader = 22 Laps)														
	95	Team Virage	POL	<u>Fernando Navarrete</u>	ESP	Alvaro Lobera	ESP	Aston Martin Vantage AMR	PROAM	7	1	04.65	37:04.896	07.5





Circuit de Barcelona
GT Cup Open Europe
Race - 2
Lap Analysis



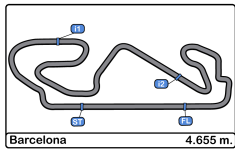
3 1 Nicolas Vandierendonck Porsche 991 Cup MY 2018
 PROAM 2 Bas Schouten Nat. Renstal de Bokkenrijders/EMG Motorsport

6 1 Hans-Peter Koller Lamborghini Huracan Super Trofeo Evo
 PROAM 2 Edoardo Liberati Vincenzo Sospiri Racing

Lap	D	Time	Sector 1	Sector 2	Sector 3	T. Spd	Elapsed
1	1	2:02.135	39.501	44.727	37.907	229.2	2:02.135
2	1	1:55.165	33.303	44.189	37.673	252.9	3:57.300
3	1	1:54.306	32.940	43.886	37.480	252.3	5:51.606
4	1	1:54.943	33.708	43.807	37.428	249.4	7:46.549
5	1	1:54.870	32.816	44.300	37.754	253.5	9:41.419
6	1	1:55.892	32.856	43.738	39.298	252.9	11:37.311
7	1	1:54.432	32.771	44.099	37.562	251.7	13:31.743
8	1	1:55.985	33.791	44.453	37.741	253.5	15:27.728
9	1	1:57.777	34.507	45.231	38.039	254.1	17:25.505
10	1	1:55.524	33.042	44.180	38.302	253.5	19:21.029
11	1	1:55.476	33.088	44.088	38.300	254.7	21:16.505
12	1	2:03.394 P	33.149	44.490	45.755	252.9	23:19.899
13	2	2:57.870	1:36.756	43.845	37.269	179.7	26:17.769
14	2	1:53.491	32.715	43.470	37.306	249.4	28:11.260
15	2	1:53.731	32.817	43.592	37.322	251.1	30:04.991
16	2	1:53.721	32.779	43.590	37.352	252.3	31:58.712
17	2	1:53.671	32.673	43.653	37.345	252.3	33:52.383
18	2	1:53.758	32.766	43.631	37.361	253.5	35:46.141
19	2	1:53.984	32.516	43.821	37.647	254.7	37:40.125
20	2	1:54.766	32.790	43.935	38.041	254.7	39:34.891
21	2	1:54.452	32.935	43.850	37.667	254.1	41:29.343
22	2	1:54.020	32.621	43.728	37.671	252.9	43:23.363
23	2	1:54.297	32.785	43.836	37.676	254.1	45:17.660
24	2	1:53.876	32.641	43.674	37.561	254.1	47:11.536
25	2	1:54.202	32.795	44.076	37.331	254.7	49:05.738
26	2	1:53.740	32.738	43.636	37.366	252.9	50:59.478
27	2	1:53.850	32.762	43.798	37.290	253.5	52:53.328
28	2	1:53.965	32.826	43.860	37.279	253.5	54:47.293
29	2	1:54.192	32.746	43.715	37.731	253.5	56:41.485

Lap	D	Time	Sector 1	Sector 2	Sector 3	T. Spd	Elapsed
1	2	1:57.140	36.591	43.515	37.034	222.2	1:57.140
2	2	1:52.094	32.308	43.003	36.783	246.5	3:49.234
3	2	1:51.797	32.157	42.896	36.744	247.1	5:41.031
4	2	1:51.463	32.060	42.801	36.602	248.2	7:32.494
5	2	1:51.359	32.062	42.721	36.576	246.5	9:23.853
6	2	1:51.524	32.111	42.809	36.604	247.7	11:15.377
7	2	1:51.597	32.279	42.811	36.507	247.1	13:06.974
8	2	1:51.158	32.026	42.603	36.529	248.8	14:58.132
9	2	1:52.181	32.006	42.778	37.397	250.5	16:50.313
10	2	1:51.453	32.047	42.823	36.583	248.2	18:41.766
11	2	1:51.873	32.121	42.700	37.052	248.8	20:33.639
12	2	1:51.477	32.146	42.684	36.647	248.2	22:25.116
13	2	1:51.189	31.995	42.682	36.512	248.2	24:16.305
14	2	1:51.517	32.013	42.761	36.743	247.7	26:07.822
15	2	1:51.731	32.214	42.791	36.726	248.2	27:59.553
16	2	1:51.824	32.077	42.979	36.768	246.0	29:51.377
17	2	1:57.815 P	32.970	43.180	41.665	249.4	31:49.192
18	1	3:21.560	1:58.147	45.058	38.355	177.0	35:10.752
19	1	1:56.168	33.826	44.289	38.053	246.0	37:06.920
20	1	1:56.239	33.394	44.605	38.240	246.0	39:03.159
21	1	1:56.063	33.215	44.844	38.004	244.8	40:59.222
22	1	1:55.370	33.046	44.131	38.193	245.4	42:54.592
23	1	1:55.584	33.116	44.459	38.009	246.5	44:50.176
24	1	1:55.951	33.004	44.523	38.424	248.8	46:46.127
25	1	1:55.931	33.357	44.330	38.244	246.5	48:42.058
26	1	1:56.296	33.261	44.964	38.071	247.7	50:38.354
27	1	1:56.654	32.896	45.343	38.415	248.8	52:35.008
28	1	1:57.075	33.418	44.964	38.693	247.7	54:32.083
29	1	1:57.832	33.359	45.101	39.372	246.5	56:29.915



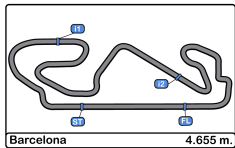


Circuit de Barcelona
GT Cup Open Europe
Race - 2
Lap Analysis



7							10								
1 Marc De Fulgencio			McLaren 570S				1 Daniel Díaz-Varela			Audi R8 LMS					
PROAM			Teo Martin Motorsport				AM			Baporo Motorsport					
2 Thiago Vivacqua							2 Manel Cerqueda								
Lap	D	Time	Sector 1	Sector 2	Sector 3	T. Spd	Elapsed	Lap	D	Time	Sector 1	Sector 2	Sector 3	T. Spd	Elapsed
1	1	1:59.893	38.086	44.118	37.689	237.8	1:59.893	1	2	1:59.433	37.635	44.154	37.644	225.9	1:59.433
2	1	1:54.465	32.741	43.790	37.934	261.5	3:54.358	2	2	1:53.988	32.697	43.671	37.620	256.5	3:53.421
3	1	1:55.221	32.821	44.540	37.860	260.8	5:49.579	3	2	1:53.789	32.624	43.702	37.463	256.5	5:47.210
4	1	1:54.749	32.537	44.364	37.848	262.7	7:44.328	4	2	1:53.459	32.443	43.501	37.515	256.5	7:40.669
5	1	1:54.390	32.730	43.895	37.765	260.8	9:38.718	5	2	1:53.227	32.387	43.523	37.317	255.9	9:33.896
6	1	1:54.986	32.696	44.450	37.840	258.9	11:33.704	6	2	1:53.164	32.221	43.431	37.512	255.9	11:27.060
7	1	1:55.217	32.850	44.606	37.761	258.3	13:28.921	7	2	1:52.632	32.311	43.277	37.044	255.9	13:19.692
8	1	1:54.362	32.572	44.118	37.672	262.1	15:23.283	8	2	1:53.530	32.295	43.759	37.476	255.9	15:13.222
9	1	1:54.946	33.071	44.253	37.622	260.8	17:18.229	9	2	1:52.910	32.416	43.301	37.193	255.9	17:06.132
10	1	1:56.449	32.892	44.397	39.160	259.6	19:14.678	10	2	1:52.424	32.263	43.037	37.124	256.5	18:58.556
11	1	1:57.276	33.354	45.460	38.462	260.8	21:11.954	11	2	1:52.898	32.426	43.557	36.915	257.7	20:51.454
12	1	2:00.120 P	33.242	44.807	42.071	257.7	23:12.074	12	2	1:53.510	32.478	43.324	37.708	256.5	22:44.964
13	2	3:09.588	1:47.139	44.312	38.137	183.0	26:21.662	13	2	1:53.698	32.721	43.807	37.170	255.9	24:38.662
14	2	1:55.290	33.050	44.251	37.989	257.7	28:16.952	14	2	1:55.096	32.506	43.417	39.173	255.9	26:33.758
15	2	1:56.188	32.883	44.475	38.830	258.9	30:13.140	15	2	1:57.788 P	32.388	43.171	42.229	257.1	28:31.546
16	2	1:56.229	32.994	44.499	38.736	260.8	32:09.369	16	1	3:15.781	1:52.656	45.149	37.976	180.0	31:47.327
17	2	1:55.586	32.965	44.406	38.215	261.5	34:04.955	17	1	1:54.600	32.871	44.124	37.605	252.9	33:41.927
18	2	1:59.745	32.939	44.486	42.320	261.5	36:04.700	18	1	1:55.143	32.601	43.835	38.707	254.1	35:37.070
19	2	1:55.641	32.931	44.359	38.351	261.5	38:00.341	19	1	1:55.050	32.842	43.891	38.317	254.1	37:32.120
20	2	1:55.621	33.076	44.411	38.134	261.5	39:55.962	20	1	1:54.542	32.623	43.823	38.096	254.1	39:26.662
21	2	1:55.840	33.076	44.415	38.349	260.2	41:51.802	21	1	1:54.484	32.829	44.082	37.573	255.3	41:21.146
22	2	1:57.310	33.204	45.162	38.944	261.5	43:49.112	22	1	1:54.985	32.723	44.146	38.116	255.9	43:16.131
23	2	1:56.452	33.552	44.662	38.238	248.2	45:45.564	23	1	1:54.695	32.589	44.033	38.073	255.3	45:10.826
24	2	1:55.703	32.982	44.444	38.277	262.7	47:41.267	24	1	1:54.737	33.004	43.909	37.824	253.5	47:05.563
25	2	1:56.111	33.030	44.609	38.472	262.1	49:37.378	25	1	1:55.165	32.710	44.069	38.386	254.7	49:00.728
26	2	1:56.225	33.181	44.729	38.315	260.2	51:33.603	26	1	1:54.803	32.871	43.900	38.032	254.7	50:55.531
27	2	1:56.787	33.173	44.523	39.091	262.7	53:30.390	27	1	1:54.956	33.000	43.952	38.004	255.3	52:50.487
28	2	1:58.236	34.088	44.683	39.465	262.7	55:28.626	28	1	1:54.888	33.194	43.916	37.778	254.7	54:45.375
29	2	1:57.442	33.876	44.732	38.834	260.8	57:26.068	29	1	1:55.010	32.638	44.125	38.247	254.1	56:40.385





Circuit de Barcelona
GT Cup Open Europe
Race - 2
Lap Analysis



12

1 Glauco Solieri

Lamborghini Huracan Super Trofeo Evo

13

1 Jaume Font

Porsche 991 Cup MY 2018

AM

2

Antonelli MotorSport

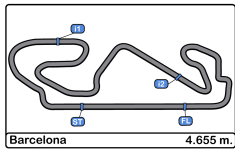
AM

2 Joan Vinyes

Baporo Motorsport

Lap	D	Time	Sector 1	Sector 2	Sector 3	T. Spd	Elapsed	Lap	D	Time	Sector 1	Sector 2	Sector 3	T. Spd	Elapsed
1		2:04.101	39.997	45.784	38.320	224.5	2:04.101	1	1	2:00.744	38.528	44.613	37.603	217.7	2:00.744
2		1:55.792	33.125	44.363	38.304	248.8	3:59.893	2	1	1:54.473	33.298	43.759	37.416	253.5	3:55.217
3		1:55.107	32.812	44.216	38.079	248.8	5:55.000	3	1	1:54.583	32.641	44.225	37.717	253.5	5:49.800
4		1:54.660	32.847	44.036	37.777	248.8	7:49.660	4	1	1:55.124	32.585	43.608	38.931	252.3	7:44.924
5		1:54.716	32.726	44.230	37.760	248.2	9:44.376	5	1	1:54.243	32.944	43.842	37.457	250.5	9:39.167
6		1:54.689	32.597	44.248	37.844	248.8	11:39.065	6	1	1:54.814	32.662	44.424	37.728	251.7	11:33.981
7		1:54.348	32.708	43.931	37.709	249.4	13:33.413	7	1	1:54.113	32.835	43.827	37.451	251.1	13:28.094
8		1:55.188	33.008	44.185	37.995	248.2	15:28.601	8	1	1:53.800	32.751	43.606	37.443	249.4	15:21.894
9		1:55.956	33.480	44.409	38.067	248.8	17:24.557	9	1	1:53.638	32.634	43.676	37.328	249.4	17:15.532
10		1:55.413	32.873	44.098	38.442	251.1	19:19.970	10	1	1:53.633	32.591	43.636	37.406	249.4	19:09.165
11		1:55.057	32.882	43.923	38.252	249.4	21:15.027	11	1	1:55.688	32.719	43.609	39.360	249.4	21:04.853
12		2:03.257 P	34.056	44.802	44.399	247.7	23:18.284	12	1	1:54.803	33.579	43.627	37.597	242.6	22:59.656
13		3:16.191	1:51.547	44.662	39.982	177.3	26:34.475	13	1	1:54.080	32.856	43.804	37.420	250.0	24:53.736
14		1:54.902	33.030	43.732	38.140	249.4	28:29.377	14	1	1:58.011 P	32.952	43.725	41.334	249.4	26:51.747
15		1:54.980	33.136	44.128	37.716	246.5	30:24.357	15	2	3:09.139	1:47.130	44.013	37.996	179.4	30:00.886
16		1:55.038	32.836	44.380	37.822	248.8	32:19.395	16	2	1:54.992	32.880	44.222	37.890	248.8	31:55.878
17		1:54.560	32.802	44.175	37.583	246.5	34:13.955	17	2	1:54.808	32.925	44.139	37.744	249.4	33:50.686
18		1:54.788	32.870	43.845	38.073	248.2	36:08.743	18	2	1:54.258	32.765	43.840	37.653	252.3	35:44.944
19		1:55.031	32.989	44.095	37.947	249.4	38:03.774	19	2	1:54.801	32.817	44.151	37.833	252.3	37:39.745
20		1:54.947	32.863	44.191	37.893	249.4	39:58.721	20	2	1:54.900	32.656	44.104	38.140	252.3	39:34.645
21		1:54.452	32.772	43.836	37.844	250.0	41:53.173	21	2	1:55.972	33.950	44.203	37.819	251.7	41:30.617
22		1:55.490	32.926	44.291	38.273	248.8	43:48.663	22	2	1:55.101	33.034	44.013	38.054	252.9	43:25.718
23		1:55.014	32.945	44.059	38.010	249.4	45:43.677	23	2	1:55.337	32.895	44.192	38.250	251.7	45:21.055
24		1:55.670	32.866	44.410	38.394	251.7	47:39.347	24	2	1:54.899	32.894	44.046	37.959	252.3	47:15.954
25		1:56.318	33.237	44.851	38.230	246.5	49:35.665	25	2	1:54.762	32.850	43.984	37.928	251.7	49:10.716
26		1:54.969	32.836	43.771	38.362	252.3	51:30.634	26	2	1:55.234	32.910	44.198	38.126	252.3	51:05.950
27		1:55.953	33.040	44.297	38.616	248.8	53:26.587	27	2	1:55.123	32.898	44.162	38.063	251.7	53:01.073
28		1:56.407	33.445	44.448	38.514	247.7	55:22.994	28	2	1:55.582	33.031	44.258	38.293	251.7	54:56.655
29		1:54.980	33.027	44.009	37.944	249.4	57:17.974	29	2	1:55.550	32.988	44.398	38.164	251.1	56:52.205





Circuit de Barcelona
GT Cup Open Europe
Race - 2
Lap Analysis



18

1 Guillem Pujeu

McLaren 570S 19

1 Eugenio Pisani

Porsche 991 Cup MY 2018

PROAM

2 Faust Salom

Teo Martin Motorsport

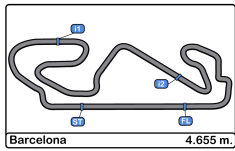
PROAM

2 Stefano Bozzoni

Duell Race

Lap	D	Time	Sector 1	Sector 2	Sector 3	T. Spd	Elapsed	Lap	D	Time	Sector 1	Sector 2	Sector 3	T. Spd	Elapsed
1	1	2:05.525	40.298	45.965	39.262	220.8	2:05.525	1	1	2:02.387	39.713	44.927	37.747	221.3	2:02.387
2	1	1:55.725	33.560	44.236	37.929	258.3	4:01.250	2	1	1:55.192	33.373	44.066	37.753	252.9	3:57.579
3	1	1:54.603	32.921	43.909	37.773	258.3	5:55.853	3	1	1:54.353	33.001	44.090	37.262	252.9	5:51.932
4	1	1:55.631	33.137	44.584	37.910	258.3	7:51.484	4	1	1:55.015	33.774	43.965	37.276	253.5	7:46.947
5	1	1:54.977	33.120	44.241	37.616	257.7	9:46.461	5	1	1:54.652	32.661	44.343	37.648	253.5	9:41.599
6	1	1:55.101	32.948	44.045	38.108	257.7	11:41.562	6	1	1:56.278	33.040	43.753	39.485	253.5	11:37.877
7	1	1:55.182	32.987	44.156	38.039	257.1	13:36.744	7	1	1:54.163	33.154	43.644	37.365	250.5	13:32.040
8	1	1:55.962	33.282	44.625	38.055	255.9	15:32.706	8	1	1:54.763	33.237	44.378	37.148	254.7	15:26.803
9	1	1:55.377	33.109	44.267	38.001	256.5	17:28.083	9	1	1:53.710	32.549	43.871	37.290	250.5	17:20.513
10	1	1:55.398	33.280	44.108	38.010	257.1	19:23.481	10	1	1:54.678	32.747	44.201	37.730	250.5	19:15.191
11	1	1:56.828	33.116	44.494	39.218	256.5	21:20.309	11	1	1:57.454	33.342	45.307	38.805	252.3	21:12.645
12	1	2:01.245 P	33.365	44.435	43.445	255.9	23:21.554	12	1	1:55.939	33.148	44.838	37.953	252.9	23:08.584
13	2	3:04.157	1:41.499	44.753	37.905	182.4	26:25.711	13	1	1:54.225	32.806	43.916	37.503	248.8	25:02.809
14	2	1:55.245	32.970	44.402	37.873	257.1	28:20.956	14	1	1:54.270	32.711	44.013	37.546	249.4	26:57.079
15	2	1:55.400	32.925	44.517	37.958	256.5	30:16.356	15	1	1:54.937	33.229	44.115	37.593	248.8	28:52.016
16	2	1:56.004	33.155	44.434	38.415	258.3	32:12.360	16	1	1:54.834	32.964	43.985	37.885	248.2	30:46.850
17	2	1:55.429	32.950	44.352	38.127	258.9	34:07.789	17	1	2:00.465 P	32.832	44.014	43.619	248.2	32:47.315
18	2	1:56.358	33.055	44.736	38.567	258.3	36:04.147	18	2	3:32.375	1:48.564	45.980	57.831	170.0	36:19.690
19	2	1:55.805	33.159	44.376	38.270	258.3	37:59.952	19	2	2:02.129	35.335	46.847	39.947	242.6	38:21.819
20	2	1:55.573	33.089	44.375	38.109	257.7	39:55.525	20	2	2:00.588	34.901	46.316	39.371	247.1	40:22.407
21	2	1:55.523	32.915	44.381	38.227	257.1	41:51.048	21	2	2:00.240	34.553	46.448	39.239	244.3	42:22.647
22	2	1:55.718	32.941	44.428	38.349	258.9	43:46.766	22	2	2:01.131	34.812	46.426	39.893	246.0	44:23.778
23	2	1:55.913	33.185	44.398	38.330	258.3	45:42.679	23	2	2:00.241	34.600	45.897	39.744	246.0	46:24.019
24	2	1:56.287	33.289	44.544	38.454	258.9	47:38.966	24	2	2:00.244	34.577	46.163	39.504	246.0	48:24.263
25	2	1:57.468	33.306	44.838	39.324	255.9	49:36.434	25	2	2:01.829	34.796	46.873	40.160	245.4	50:26.092
26	2	1:56.431	33.420	44.537	38.474	257.1	51:32.865	26	2	2:01.179	35.095	46.566	39.518	241.0	52:27.271
27	2	1:57.359	33.366	44.710	39.283	258.3	53:30.224	27	2	2:02.071	35.095	47.132	39.844	246.5	54:29.342
28	2	1:58.249	33.929	44.813	39.507	254.7	55:28.473	28	2	2:01.660	35.004	47.141	39.515	244.8	56:31.002
29	2	1:58.624	34.518	45.097	39.009	255.9	57:27.097								





Circuit de Barcelona
GT Cup Open Europe
Race - 2
Lap Analysis



22

1 Niki Leutwiler

Porsche 911 Cup MY 2018

32

1 Fernando Fortes

Mercedes AMG GT4 HP

AM

2

A.C.S. / PZ Oberer Zurichsee By TFT

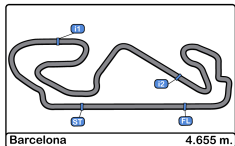
AM

2

Victor Colome/Three Sixty Racing Team

Lap D	Time	Sector 1	Sector 2	Sector 3	T. Spd	Elapsed	Lap D	Time	Sector 1	Sector 2	Sector 3	T. Spd	Elapsed
1	2:00.524	38.466	44.287	37.771	219.9	2:00.524	1	2:12.042	47.026	45.404	39.612	178.5	2:12.042
2	1:54.236	32.864	43.600	37.772	250.0	3:54.760	2	1:56.118	33.407	44.554	38.157	255.3	4:08.160
3	1:53.760	32.568	43.954	37.238	254.7	5:48.520	3	1:55.517	33.059	44.327	38.131	257.1	6:03.677
4	1:52.986	32.504	43.533	36.949	251.7	7:41.506	4	1:55.804	33.416	44.430	37.958	256.5	7:59.481
5	1:53.394	32.418	43.729	37.247	252.9	9:34.900	5	1:54.437	32.865	43.737	37.835	256.5	9:53.918
6	1:53.477	32.597	43.553	37.327	252.9	11:28.377	6	1:54.680	32.893	43.860	37.927	257.7	11:48.598
7	1:53.569	32.817	43.405	37.347	252.3	13:21.946	7	1:54.528	32.896	43.883	37.749	258.9	13:43.126
8	1:54.189	32.923	43.846	37.420	252.9	15:16.135	8	1:54.875	32.876	44.046	37.953	258.3	15:38.001
9	1:53.407	32.834	43.290	37.283	251.7	17:09.542	9	1:54.315	32.659	43.676	37.980	257.7	17:32.316
10	1:53.634	32.661	43.544	37.429	251.1	19:03.176	10	1:54.544	32.901	43.861	37.782	257.7	19:26.860
11	1:54.100	32.459	44.046	37.595	252.3	20:57.276	11	1:54.525	32.760	43.858	37.907	258.9	21:21.385
12	1:54.151	32.735	43.874	37.542	251.7	22:51.427	12	2:01.314 P	33.620	44.027	43.667	258.9	23:22.699
13	1:53.720	32.726	43.514	37.480	251.1	24:45.147	13	2:59.668	1:37.525	43.999	38.144	182.1	26:22.367
14	1:53.923	32.831	43.562	37.530	251.7	26:39.070	14	1:55.299	32.982	44.225	38.092	257.7	28:17.666
15	1:53.716	32.691	43.612	37.413	252.3	28:32.786	15	1:55.083	32.753	44.138	38.192	258.3	30:12.749
16	1:53.942	32.611	43.849	37.482	251.7	30:26.728	16	1:56.157	32.791	44.490	38.876	257.1	32:08.906
17	1:58.226 P	32.712	43.710	41.804	252.3	32:24.954	17	1:55.256	32.763	44.187	38.306	257.7	34:04.162
18	3:07.698	1:46.256	43.673	37.769	168.7	35:32.652	18	1:56.096	33.063	44.590	38.443	257.7	36:00.258
19	1:53.943	32.608	43.720	37.615	251.1	37:26.595	19	1:56.045	32.862	44.586	38.597	258.3	37:56.303
20	1:54.313	32.659	43.752	37.902	251.1	39:20.908	20	1:55.914	33.047	44.502	38.365	258.3	39:52.217
21	1:54.124	32.806	43.699	37.619	254.7	41:15.032	21	1:56.409	33.665	44.308	38.436	257.7	41:48.626
22	1:54.791	32.680	44.028	38.083	251.1	43:09.823	22	1:55.890	33.164	44.179	38.547	258.3	43:44.516
23	1:54.431	32.854	43.806	37.771	251.7	45:04.254	23	1:56.277	33.254	44.318	38.705	257.7	45:40.793
24	1:55.095	32.825	44.289	37.981	251.1	46:59.349	24	1:56.310	33.228	44.560	38.522	257.1	47:37.103
25	1:54.882	32.843	43.908	38.131	251.7	48:54.231	25	1:56.153	33.052	44.506	38.595	258.3	49:33.256
26	1:55.043	32.812	44.162	38.069	251.1	50:49.274	26	1:56.279	33.181	44.442	38.656	258.3	51:29.535
27	1:54.537	32.741	43.766	38.030	251.7	52:43.811	27	1:56.691	33.203	44.707	38.781	257.7	53:26.226
28	1:54.912	32.808	43.977	38.127	251.7	54:38.723	28	1:57.406	33.333	44.586	39.487	257.1	55:23.632
29	1:55.182	32.886	43.992	38.304	251.1	56:33.905	29	1:57.606	33.620	45.007	38.979	259.6	57:21.238





Circuit de Barcelona
GT Cup Open Europe
Race - 2
Lap Analysis



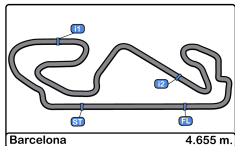
37 1 John De Wilde Porsche 991 Cup MY 2018

71 1 Pierre Martinet Porsche 991 Cup MY 2017

Lap	D	Time	Sector 1	Sector 2	Sector 3	T. Spd	Elapsed
1	1	2:01.292	38.840	44.865	37.587	225.9	2:01.292
2	1	1:54.573	33.081	43.999	37.493	253.5	3:55.865
3	1	1:54.521	32.668	44.054	37.799	254.7	5:50.386
4	1	1:54.891	33.152	44.014	37.725	254.7	7:45.277
5	1	1:54.523	33.045	43.969	37.509	255.3	9:39.800
6	1	1:54.788	32.903	44.035	37.850	254.7	11:34.588
7	1	1:55.020	32.860	44.205	37.955	255.3	13:29.608
8	1	1:54.738	32.920	44.016	37.802	253.5	15:24.346
9	1	1:54.494	32.953	44.052	37.489	254.1	17:18.840
10	1	1:55.648	32.992	44.073	38.583	252.9	19:14.488
11	1	1:57.793	33.731	45.334	38.728	252.3	21:12.281
12	1	1:57.526	33.059	45.068	39.399	252.9	23:09.807
13	1	1:54.694	32.907	44.192	37.595	252.9	25:04.501
14	1	1:54.813	32.915	44.170	37.728	252.3	26:59.314
15	1	1:54.273	32.936	43.831	37.506	252.3	28:53.587
16	1	1:58.593 P	33.006	44.158	41.429	252.3	30:52.180
17	1	2:57.119	1:35.498	44.100	37.521	177.6	33:49.299
18	1	1:54.519	32.936	43.961	37.622	251.1	35:43.818
19	1	1:54.602	32.824	44.033	37.745	251.7	37:38.420
20	1	1:54.550	32.926	43.911	37.713	251.7	39:32.970
21	1	1:54.533	32.864	44.076	37.593	251.1	41:27.503
22	1	1:54.040	32.799	43.898	37.343	252.3	43:21.543
23	1	1:55.046	32.981	44.168	37.897	252.9	45:16.589
24	1	1:54.503	32.826	43.919	37.758	251.7	47:11.092
25	1	1:55.602	33.036	44.710	37.856	252.3	49:06.694
26	1	1:54.756	32.925	44.191	37.640	254.7	51:01.450
27	1	1:54.648	33.011	44.045	37.592	254.1	52:56.098
28	1	1:54.688	32.870	44.116	37.702	253.5	54:50.786
29	1	1:55.496	33.164	44.187	38.145	253.5	56:46.282

Lap	D	Time	Sector 1	Sector 2	Sector 3	T. Spd	Elapsed
1	1	2:14.018	42.178	47.915	43.925	203.7	2:14.018
2	1	2:05.843	35.492	47.212	43.139	246.0	4:19.861
3	1	2:07.485	35.921	48.337	43.227	243.7	6:27.346
4	1	2:06.116	35.666	47.725	42.725	243.2	8:33.462
5	1	2:05.976	35.462	47.860	42.654	243.7	10:39.438
6	1	2:04.730	35.429	47.198	42.103	244.3	12:44.168
7	1	2:04.329	35.071	47.396	41.862	246.0	14:48.497
8	1	2:04.995	34.934	47.128	42.933	243.7	16:53.492
9	1	2:04.564	34.846	47.354	42.364	247.1	18:58.056
10	1	2:06.848	35.224	48.033	43.591	244.3	21:04.904
11	1	2:12.515	35.933	50.000	46.582	240.0	23:17.419
12	1	2:19.463 P	35.886	49.841	53.736	245.4	25:36.882
13	2	3:54.009	2:27.819	46.910	39.280	166.1	29:30.891
14	2	1:58.337	33.960	45.533	38.844	248.2	31:29.228
15	2	1:57.679	34.037	45.149	38.493	248.8	33:26.907
16	2	1:57.608	33.852	45.106	38.650	248.8	35:24.515
17	2	1:57.925	33.894	45.011	39.020	248.2	37:22.440
18	2	1:58.177	33.689	45.295	39.193	249.4	39:20.617
19	2	1:58.193	33.892	45.225	39.076	250.0	41:18.810
20	2	1:59.674	33.964	46.590	39.120	248.8	43:18.484
21	2	2:10.630 P	34.062	45.801	50.767	250.0	45:29.114
22	2	2:17.625	53.810	44.891	38.924	178.8	47:46.739
23	2	1:58.544	33.870	45.203	39.471	249.4	49:45.283
24	2	1:58.411	33.843	45.273	39.295	250.5	51:43.694
25	2	1:58.777	33.996	45.355	39.426	249.4	53:42.471
26	2	1:59.327	34.060	45.607	39.660	249.4	55:41.798
27	2	2:00.181	34.369	45.815	39.997	247.7	57:41.979





Circuit de Barcelona
GT Cup Open Europe
Race - 2
Lap Analysis



81 1 Lino Curti Porsche 991 Cup MY 2018

PROAM 2 Carlo Curti Tsunami RT

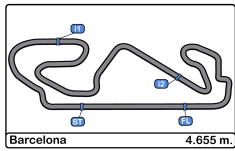
Lap	D	Time	Sector 1	Sector 2	Sector 3	T. Spd	Elapsed
1	1	2:05.216	40.775	45.633	38.808	216.4	2:05.216
2	1	1:55.051	33.026	44.147	37.878	248.2	4:00.267
3	1	1:55.262	33.040	44.160	38.062	249.4	5:55.529
4	1	1:54.969	33.378	44.130	37.461	247.7	7:50.498
5	1	1:54.206	32.554	43.956	37.696	251.1	9:44.704
6	1	1:55.046	32.802	44.596	37.648	251.1	11:39.750
7	1	1:54.111	32.435	44.335	37.341	252.3	13:33.861
8	1	1:55.012	32.937	43.950	38.125	251.7	15:28.873
9	1	1:55.959	33.437	44.459	38.063	251.7	17:24.832
10	1	1:55.725	32.932	43.973	38.820	250.0	19:20.557
11	1	1:54.719	32.645	43.958	38.116	251.1	21:15.276
12	1	1:55.650	33.449	44.159	38.042	251.1	23:10.926
13	1	1:53.831	32.806	43.672	37.353	251.1	25:04.757
14	1	1:55.091	32.862	44.467	37.762	253.5	26:59.848
15	1	1:59.730 P	32.714	44.114	42.902	251.7	28:59.578
16	2	3:02.673	1:38.502	45.130	39.041	179.4	32:02.251
17	2	1:56.172	33.263	44.255	38.654	248.8	33:58.423
18	2	1:56.272	33.945	44.585	37.742	248.2	35:54.695
19	2	1:55.594	33.224	44.456	37.914	249.4	37:50.289
20	2	1:55.032	33.057	44.142	37.833	248.8	39:45.321
21	2	1:55.425	33.265	44.384	37.776	248.2	41:40.746
22	2	1:55.894	33.115	44.772	38.007	249.4	43:36.640
23	2	1:55.653	33.225	44.463	37.965	248.8	45:32.293
24	2	1:55.669	33.147	44.582	37.940	249.4	47:27.962
25	2	1:55.889	33.303	44.422	38.164	248.8	49:23.851
26	2	1:56.311	33.359	44.485	38.467	249.4	51:20.162
27	2	1:56.050	33.439	44.447	38.164	248.8	53:16.212
28	2	1:56.234	33.409	44.554	38.271	248.8	55:12.446
29	2	1:56.960	33.450	44.809	38.701	248.2	57:09.406

95 1 Fernando Navarrete Aston Martin Vantage AMR

PROAM 2 Alvaro Lobera Team Virage

Lap	D	Time	Sector 1	Sector 2	Sector 3	T. Spd	Elapsed
1	1	37:04.896 P	34:43.483	1:19.697	1:01.716	79.9	37:04.896





Circuit de Barcelona
GT Cup Open Europe
Race - 2
Analysis by Lap



Barcelona 4.655 m.

Num	Lap Time	Gap
Lap 1		
6	1:57.140	
10	1:59.433	02.293
7	1:59.893	02.753
22	2:00.524	03.384
13	2:00.744	03.604
37	2:01.292	04.152
3	2:02.135	04.995
19	2:02.387	05.247
12	2:04.101	06.961
81	2:05.216	08.076
18	2:05.525	08.385
32	2:12.042	14.902
71	2:14.018	16.878

Num	Lap Time	Gap
81	1:55.262	14.498
18	1:54.603	14.822
32	1:55.517	22.646
71	2:07.485	46.315

Num	Lap Time	Gap
13	1:54.814	18.604
37	1:54.788	19.211
3	1:55.892	21.934
19	1:56.278	22.500
12	1:54.689	23.688
81	1:55.046	24.373
18	1:55.101	26.185
32	1:54.680	33.221
71	2:04.730	1:28.791

Num	Lap Time	Gap
Lap 2		
6	1:52.094	
10	1:53.988	04.187
7	1:54.465	05.124
22	1:54.236	05.526
13	1:54.473	05.983
37	1:54.573	06.631
3	1:55.165	08.066
19	1:55.192	08.345
12	1:55.792	10.659
81	1:55.051	11.033
18	1:55.725	12.016
32	1:56.118	18.926
71	2:05.843	30.627

Num	Lap Time	Gap
12	1:54.660	17.166
81	1:54.969	18.004
18	1:55.631	18.990
32	1:55.804	26.987
71	2:06.116	1:00.968

Num	Lap Time	Gap
Lap 3		
6	1:51.797	
10	1:53.789	06.179
22	1:53.760	07.489
7	1:55.221	08.548
13	1:54.583	08.769
37	1:54.521	09.355
3	1:54.306	10.575
19	1:54.353	10.901
12	1:55.107	13.969

Num	Lap Time	Gap
6	1:51.463	
10	1:53.459	08.175
22	1:52.986	09.012
7	1:54.749	11.834
13	1:55.124	12.430
37	1:54.891	12.783
3	1:54.943	14.055
19	1:55.015	14.453
12	1:54.660	17.166
81	1:54.969	18.004
18	1:55.631	18.990
32	1:55.804	26.987
71	2:06.116	1:00.968

Num	Lap Time	Gap
Lap 4		
6	1:51.359	
10	1:53.227	10.043
22	1:53.394	11.047
7	1:54.390	14.865
13	1:54.243	15.314
37	1:54.523	15.947
3	1:54.870	17.566
19	1:54.652	17.746
12	1:54.716	20.523
81	1:54.206	20.851
18	1:54.977	22.608
32	1:54.437	30.065
71	2:05.976	1:15.585

Num	Lap Time	Gap
Lap 5		
6	1:51.524	
10	1:53.164	11.683
22	1:53.477	13.000
7	1:54.986	18.327

Num	Lap Time	Gap
6	1:51.597	
10	1:52.632	12.718
22	1:53.569	14.972
13	1:54.113	21.120
7	1:55.217	21.947
37	1:55.020	22.634
3	1:54.432	24.769
19	1:54.163	25.066
12	1:54.348	26.439
81	1:54.111	26.887
18	1:55.182	29.770
32	1:54.528	36.152
71	2:04.329	1:41.523

Num	Lap Time	Gap
Lap 6		
6	1:51.158	
10	1:53.530	15.090
22	1:54.189	18.003
13	1:54.800	23.762
7	1:54.362	25.151
37	1:54.738	26.214
19	1:54.763	28.671
3	1:55.985	29.596
12	1:55.188	30.469
81	1:55.012	30.741
18	1:55.962	34.574
32	1:54.875	39.869

Num	Lap Time	Gap
Lap 7		
6	1:51.453	
10	1:52.424	16.790
22	1:53.634	21.410
13	1:53.633	27.399
37	1:55.648	32.722
7	1:56.449	32.912
19	1:54.678	33.425
12	1:55.413	38.204
81	1:55.725	38.791
3	1:55.524	39.263
18	1:55.398	41.715
32	1:54.544	45.094

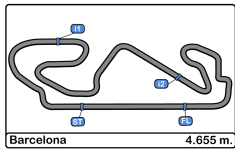
Num	Lap Time	Gap
Lap 8		
6	1:51.873	
10	1:52.898	17.815
22	1:54.100	23.637
13	1:55.688	31.214
71	2:06.848	1 Lap
7	1:57.276	38.315
37	1:57.793	38.642
19	1:57.454	39.006
12	1:55.057	41.388

Num	Lap Time	Gap
Lap 9		
81	1:54.719	41.637
3	1:55.476	42.866
18	1:56.828	46.670
32	1:54.525	47.746
Lap 10		
6	1:51.477	
10	1:53.510	19.848
22	1:54.151	26.311
13	1:54.803	34.540
19	1:55.939	43.468
37	1:57.526	44.691
81	1:55.650	45.810
7	2:00.120	46.958
71	2:12.515	1 Lap
12	2:03.257	53.168
3	2:03.394	54.783
18	2:01.245	56.438
32	2:01.314	57.583

Num	Lap Time	Gap
Lap 11		
6	1:51.189	
10	1:53.698	22.357
22	1:53.720	28.842
13	1:54.080	37.431
19	1:54.225	46.504
37	1:54.694	48.196
81	1:53.831	48.452
71	2:19.463	1 Lap
Lap 12		
6	1:51.517	
3	2:57.870	1 Lap
7	3:09.588	1 Lap
32	2:59.668	1 Lap
18	3:04.157	1 Lap
10	1:55.096	25.936
12	3:16.191	1 Lap
22	1:53.923	31.248
13	1:58.011	43.925

Num	Lap Time	Gap
Lap 13		
6	1:51.189	
10	1:53.698	22.357
22	1:53.720	28.842
13	1:54.080	37.431
19	1:54.225	46.504
37	1:54.694	48.196
81	1:53.831	48.452
71	2:19.463	1 Lap
Lap 14		
6	1:51.517	
3	2:57.870	1 Lap
7	3:09.588	1 Lap
32	2:59.668	1 Lap
18	3:04.157	1 Lap
10	1:55.096	25.936
12	3:16.191	1 Lap
22	1:53.923	31.248
13	1:58.011	43.925



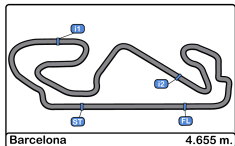


Circuit de Barcelona
GT Cup Open Europe
Race - 2
Analysis by Lap



Num	Lap Time	Gap	Num	Lap Time	Gap	Num	Lap Time	Gap	Num	Lap Time	Gap	Num	Lap Time	Gap	
19	1:54.270	49.257	12	1:55.038	1 Lap	18	1:55.805	53.032	37	1:54.040	26.951	Lap 25			
37	1:54.813	51.492	22	1:58.226	35.762	7	1:55.641	53.421	3	1:54.020	28.771	6	1:55.931		
81	1:55.091	52.026	19	2:00.465	58.123	12	1:55.031	56.854	13	1:55.101	31.126	22	1:54.882	12.173	
Num Lap Time Gap			71	1:57.679	2 Laps	19	2:02.129	1:14.899	81	1:55.894	42.048	10	1:55.165	18.670	
Lap 15			10	1:54.600	1:52.735	Num Lap Time Gap			32	1:55.890	49.924	3	1:54.202	23.680	
6	1:51.731		37	2:57.119	2:00.107	Lap 20			18	1:55.718	52.174	37	1:55.602	24.636	
3	1:53.491	1 Lap	13	1:54.808	2:01.494	6	1:56.239		12	1:55.490	54.071	13	1:54.762	28.658	
7	1:55.290	1 Lap	3	1:53.671	2:03.191	71	1:58.177	2 Laps	7	1:57.310	54.520	81	1:55.889	41.793	
32	1:55.299	1 Lap	81	1:56.172	2:09.231	22	1:54.313	17.749	19	2:01.131	1:29.186	32	1:56.153	51.198	
18	1:55.245	1 Lap	32	1:55.256	2:14.970	10	1:54.542	23.503	Num Lap Time Gap			12	1:56.318	53.607	
12	1:54.902	1 Lap	7	1:55.586	2:15.763	37	1:54.550	29.811	Lap 23			18	1:57.468	54.376	
10	1:57.788	31.993	18	1:55.429	2:18.597	13	1:54.900	31.486	6	1:55.584		7	1:56.111	55.320	
22	1:53.716	33.233	12	1:54.560	2:24.763	3	1:54.766	31.732	22	1:54.431	14.078	71	1:58.544	2 Laps	
19	1:54.937	52.463	Num Lap Time Gap			81	1:55.032	42.162	10	1:54.695	20.650	19	2:01.829	1:44.034	
37	1:54.273	54.034	Lap 18			32	1:55.914	49.058	37	1:55.046	26.413	Num Lap Time Gap			
81	1:59.730	1:00.025	6	3:21.560		18	1:55.573	52.366	3	1:54.297	27.484	Lap 26			
71	3:54.009	2 Laps	71	1:57.608	2 Laps	7	1:55.621	52.803	13	1:55.337	30.879	6	1:56.296		
Num Lap Time Gap			22	3:07.698	21.900	12	1:54.947	55.562	71	2:10.630	2 Laps	22	1:55.043	10.920	
Lap 16			10	1:55.143	26.318	19	2:00.588	1:19.248	81	1:55.653	42.117	10	1:54.803	17.177	
6	1:51.824		37	1:54.519	33.066	Num Lap Time Gap			32	1:56.277	50.617	3	1:53.740	21.124	
13	3:09.139	1 Lap	13	1:54.258	34.192	Lap 21			18	1:55.913	52.503	37	1:54.756	23.096	
3	1:53.731	1 Lap	3	1:53.758	35.389	6	1:56.063		12	1:55.014	53.501	13	1:55.234	27.596	
32	1:55.083	1 Lap	81	1:56.272	43.943	22	1:54.124	15.810	7	1:56.452	55.388	81	1:56.311	41.808	
7	1:56.188	1 Lap	32	1:56.096	49.506	71	1:58.193	2 Laps	19	2:00.241	1:33.843	32	1:56.279	51.181	
18	1:55.400	1 Lap	18	1:56.358	53.395	10	1:54.484	21.924	Num Lap Time Gap			12	1:54.969	52.280	
12	1:54.980	1 Lap	7	1:59.745	53.948	37	1:54.533	28.281	Lap 24			18	1:56.431	54.511	
22	1:53.942	35.351	12	1:54.788	57.991	3	1:54.452	30.121	6	1:55.951		7	1:56.225	55.249	
19	1:54.834	55.473	19	3:32.375	1:08.938	13	1:55.972	31.395	22	1:55.095	13.222	71	1:58.411	2 Laps	
37	1:58.593	1:00.803	95	37:04.896	17 Laps	81	1:55.425	41.524	10	1:54.737	19.436	19	2:01.179	1:48.917	
71	1:58.337	2 Laps	Num Lap Time Gap			32	1:56.409	49.404	37	1:54.503	24.965	Num Lap Time Gap			
10	3:15.781	1:55.950	Lap 19			18	1:55.523	51.826	3	1:53.876	25.409	Lap 27			
Num Lap Time Gap			6	1:56.168		7	1:55.840	52.580	13	1:54.899	29.827	6	1:56.654		
Lap 17			71	1:57.925	2 Laps	12	1:54.452	53.951	81	1:55.669	41.835	22	1:54.537	08.803	
6	1:57.815		22	1:53.943	19.675	19	2:00.240	1:23.425	32	1:56.310	50.976	10	1:54.956	15.479	
13	1:54.992	1 Lap	10	1:55.050	25.200	Num Lap Time Gap			18	1:56.287	52.839	3	1:53.850	18.320	
3	1:53.721	1 Lap	37	1:54.602	31.500	Lap 22			12	1:55.670	53.220	37	1:54.648	21.090	
81	3:02.673	1 Lap	13	1:54.801	32.825	6	1:55.370		7	1:55.703	55.140	13	1:55.123	26.065	
32	1:56.157	1 Lap	3	1:53.984	33.205	22	1:54.791	15.231	71	2:17.625	2 Laps	81	1:56.050	41.204	
7	1:56.229	1 Lap	81	1:55.594	43.369	10	1:54.985	21.539	19	2:00.244	1:38.136	32	1:56.691	51.218	
18	1:56.004	1 Lap	32	1:56.045	49.383	71	1:59.674	2 Laps				12	1:55.953	51.579	





Circuit de Barcelona
 GT Cup Open Europe
 Race - 2
 Analysis by Lap



Num	Lap Time	Gap
18	1:57.359	55.216
7	1:56.787	55.382
71	1:58.777	2 Laps
19	2:02.071	1:54.334

Num	Lap Time	Gap
-----	----------	-----

Lap 28

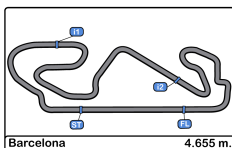
6	1:57.075	
22	1:54.912	06.640
10	1:54.888	13.292
3	1:53.965	15.210
37	1:54.688	18.703
13	1:55.582	24.572
81	1:56.234	40.363
12	1:56.407	50.911
32	1:57.406	51.549
18	1:58.249	56.390
7	1:58.236	56.543
71	1:59.327	2 Laps

Num	Lap Time	Gap
-----	----------	-----

Lap 29

6	1:57.832	
19	2:01.660	1 Lap
22	1:55.182	03.990
10	1:55.010	10.470
3	1:54.192	11.570
37	1:55.496	16.367
13	1:55.550	22.290
81	1:56.960	39.491
12	1:54.980	48.059
32	1:57.606	51.323
7	1:57.442	56.153
18	1:58.624	57.182
71	2:00.181	2 Laps



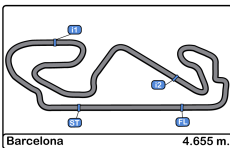


Circuito de Barcelona
GT Cup Open Europe
Race - 2
Best Sectors Results



Sector - 1				Sector - 2				Sector - 3				Ideal Lap vs Best Lap				
Clas	Nº	Driver	Time	Nº	Driver	Time	Nº	Driver	Time	Clas	Nº	Driver	Ideal Lap	Best Lap	Clas	
1	6	Koller - Liberati	31.995	6	Koller - Liberati	42.603	6	Koller - Liberati	36.507	1	6	Koller - Liberati	1:51.105	1:51.158	1	
2	10	Díaz-Varela - Cerqueda	32.221	10	Díaz-Varela - Cerqueda	43.037	10	Díaz-Varela - Cerqueda	36.915	2	10	Díaz-Varela - Cerqueda	1:52.173	1:52.424	2	
3	22	Niki Leutwiler	32.418	22	Niki Leutwiler	43.290	22	Niki Leutwiler	36.949	3	22	Niki Leutwiler	1:52.657	1:52.986	3	
4	81	Curti - Curti	32.435	3	Vandierendonck -	43.470	19	Pisani - Bozzoni	37.148	4	3	Vandierendonck -	1:53.255	1:53.491	4	
5	3	Vandierendonck -	32.516	13	Font - Vinyes	43.606	3	Vandierendonck -	37.269	5	19	Pisani - Bozzoni	1:53.341	1:53.710	6	
6	7	De Fulgencio - Vivacqua	32.537	19	Pisani - Bozzoni	43.644	13	Font - Vinyes	37.328	6	81	Curti - Curti	1:53.448	1:53.831	7	
7	19	Pisani - Bozzoni	32.549	81	Curti - Curti	43.672	81	Curti - Curti	37.341	7	13	Font - Vinyes	1:53.519	1:53.633	5	
8	13	Font - Vinyes	32.585	32	Fernando Fortes	43.676	37	John De Wilde	37.343	8	37	John De Wilde	1:53.842	1:54.040	8	
9	12	Glauco Solieri	32.597	12	Glauco Solieri	43.732	12	Glauco Solieri	37.583	9	12	Glauco Solieri	1:53.912	1:54.348	10	
10	32	Fernando Fortes	32.659	7	De Fulgencio - Vivacqua	43.790	18	Pujeu - Salom	37.616	10	7	De Fulgencio - Vivacqua	1:53.949	1:54.362	11	
11	37	John De Wilde	32.668	37	John De Wilde	43.831	7	De Fulgencio - Vivacqua	37.622	11	32	Fernando Fortes	1:54.084	1:54.315	9	
12	18	Pujeu - Salom	32.915	18	Pujeu - Salom	43.909	32	Fernando Fortes	37.749	12	18	Pujeu - Salom	1:54.440	1:54.603	12	
13	71	Martinet - Blugeon	33.689	71	Martinet - Blugeon	44.891	71	Martinet - Blugeon	38.493	13	71	Martinet - Blugeon	1:57.073	1:57.608	13	
14	95	Navarrete - Lobera	Transpon	95	Navarrete - Lobera	1:19.697	95	Navarrete - Lobera	1:01.716	14	95	Navarrete - Lobera	Transpon	Transpo	14	



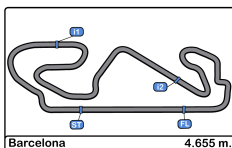


Circuit de Barcelona
GT Cup Open Europe
Race - 2
Leader Sequence



Nº	Entrant/Team	Nat	Driver 1	Nat	Driver 2	Nat	Vehicle	Cat	Start Lap	End Lap	Laps	Total Laps
6	Vincenzo Sospiri Racing		Hans-Peter Koller		<u>Edoardo Liberati</u>		Lamborghini Huracan Super Trofeo Evo	PROAM	1	29	29	29



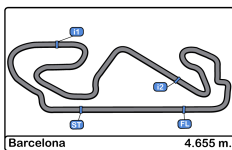


Circuito de Barcelona
GT Cup Open Europe
Race - 2
Best 5 Lap Times



Cl	Nº	Entrant/Team	Nat	Driver 1	Nat	Status	Driver 2	Nat	Status	Vehicle	Cat	Cl	Best 1		Best 2		Best 3		Best 4		Best 5	
													Time	Lap	Time	Lap	Time	Lap	Time	Lap	Time	Lap
1	6	Vincenzo Sospiri Racing	ITA	Hans-Peter Koller	CHE		Edoardo Liberati	ITA		Lamborghini Huracan Super Trofeo	PROAM	1	1:51.158	8	1:51.189	13	1:51.359	5	1:51.453	10	1:51.463	4
2	10	Baporo Motorsport	ESP	Daniel Diaz-Varela	ESP		Manel Cerqueda	AND		Audi R8 LMS	AM	1	1:52.424	10	1:52.632	7	1:52.898	11	1:52.910	9	1:53.164	6
3	22	A.C.S. / PZ Oberer Zurichsee By TFT	CHE	Niki Leutwiler	CHE					Porsche 911 Cup MY 2018	AM	2	1:52.986	4	1:53.394	5	1:53.407	9	1:53.477	6	1:53.569	7
4	3	Nat. Renstal de Bokkenrijders/EMG Motorsport	BEL	Nicolas Vandierendonck	BEL		Bas Schouten	NED		Porsche 991 Cup MY 2018	PROAM	2	1:53.491	14	1:53.671	17	1:53.721	16	1:53.731	15	1:53.740	26
5	13	Baporo Motorsport	ESP	Jaume Font	ESP		Joan Vinyes	AND		Porsche 991 Cup MY 2018	AM	3	1:53.633	10	1:53.638	9	1:53.800	8	1:54.080	13	1:54.113	7
6	19	Duell Race	ITA	Eugenio Pisani	ITA		Stefano Bozzoni	ITA		Porsche 991 Cup MY 2018	PROAM	3	1:53.710	9	1:54.163	7	1:54.225	13	1:54.270	14	1:54.353	3
7	81	Tsunami RT	ITA	Lino Curti	ITA		Carlo Curti	ITA		Porsche 991 Cup MY 2018	PROAM	4	1:53.831	13	1:54.111	7	1:54.206	5	1:54.719	11	1:54.969	4
8	37	Nat. Renstal de Bokkenrijders/EMG Motorsport	BEL	John De Wilde	BEL					Porsche 991 Cup MY 2018	AM	4	1:54.040	22	1:54.273	15	1:54.494	9	1:54.503	24	1:54.519	18
9	32	Victor Colome/Three Sixty Racing Team	ESP	Fernando Fortes	BRA					Mercedes AMG GT4 HP	AM	5	1:54.315	9	1:54.437	5	1:54.525	11	1:54.528	7	1:54.544	10
10	12	Antonelli MotorSport	ITA	Glauco Solieri	ITA					Lamborghini Huracan Super Trofeo	AM	6	1:54.348	7	1:54.452	21	1:54.560	17	1:54.660	4	1:54.689	6
11	7	Teo Martin Motorsport	ESP	Marc De Fulgencio	ESP		Thiago Vivacqua	BRA		McLaren 570S	PROAM	5	1:54.362	8	1:54.390	5	1:54.465	2	1:54.749	4	1:54.946	9
12	18	Teo Martin Motorsport	ESP	Guillem Pujeu	ESP		Faust Salom	ESP		McLaren 570S	PROAM	6	1:54.603	3	1:54.977	5	1:55.101	6	1:55.182	7	1:55.245	14
13	71	Martinet By Almeras	FRA	Pierre Martinet	FRA		Christian Blugeon	FRA		Porsche 991 Cup MY 2017	AM	7	1:57.608	16	1:57.679	15	1:57.925	17	1:58.177	18	1:58.193	19
14	95	Team Virage	ESP	Fernando Navarrete	ESP		Alvaro Lobera	ESP		Aston Martin Vantage AMR	PROAM	7	37:04.89	1								



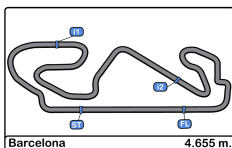


Circuito de Barcelona
GT Cup Open Europe
Race - 2
Best 5 Top Speeds



Cl	Nº	Entrant/Team	Nat	Driver 1	Nat	Driver 2	Nat	Vehicle	Cat	Cl	Top 1		Top 2		Top 3		Top 4		Top 5		Avg
											Km/h	Lap	Km/h	Lap	Km/h	Lap	Km/h	Lap	Km/h	Lap	
1	7	Teo Martin Motorsport	ESP	Marc De Fulgencio	ESP	Thiago Vivacqua	BRA	McLaren 570S	PROAM	1	262.7	4	262.7	24	262.7	27	262.7	28	262.1	8	262.6
2	32	Victor Colome/Three Sixty Racing Team	ESP	Fernando Fortes	BRA			Mercedes AMG GT4 HP	AM	1	259.6	29	258.9	7	258.9	11	258.9	12	258.3	8	258.9
3	18	Teo Martin Motorsport	ESP	Guillem Pujeu	ESP	Faust Salom	ESP	McLaren 570S	PROAM	2	258.9	17	258.9	22	258.9	24	258.3	2	258.3	3	258.7
4	10	Baporo Motorsport	ESP	Daniel Díaz-Varela	ESP	Manel Cerqueda	AND	Audi R8 LMS	AM	2	257.7	11	257.1	15	256.5	2	256.5	3	256.5	4	256.8
5	37	Nat. Renstal de Bokkenrijders/EMG Motorsport	BEL	John De Wilde	BEL			Porsche 991 Cup MY 2018	AM	3	255.3	5	255.3	7	254.7	3	254.7	4	254.7	6	254.9
6	3	Nat. Renstal de Bokkenrijders/EMG Motorsport	BEL	Nicolas Vandierendonck	BEL	Bas Schouten	NLD	Porsche 991 Cup MY 2018	PROAM	3	254.7	11	254.7	19	254.7	20	254.7	25	254.1	9	254.5
7	19	Duell Race	ITA	Eugenio Pisani	ITA	Stefano Bozzoni	ITA	Porsche 991 Cup MY 2018	PROAM	4	254.7	8	253.5	4	253.5	5	253.5	6	252.9	2	253.6
8	22	A.C.S. / PZ Oberer Zurichsee By TFT	CHE	Niki Leutwiler	CHE			Porsche 911 Cup MY 2018	AM	4	254.7	3	254.7	21	252.9	5	252.9	6	252.9	8	253.6
9	13	Baporo Motorsport	ESP	Jaume Font	ESP	Joan Vinyes	AND	Porsche 991 Cup MY 2018	AM	5	253.5	2	253.5	3	252.9	22	252.3	4	252.3	18	252.9
10	81	Tsunami RT	ITA	Lino Curti	ITA	Carlo Curti	ITA	Porsche 991 Cup MY 2018	PROAM	5	253.5	14	252.3	7	251.7	8	251.7	9	251.7	15	252.2
11	12	Antonelli MotorSport	ITA	Glauco Solieri	ITA			Lamborghini Huracan Super Trofeo	AM	6	252.3	26	251.7	24	251.1	10	250.0	21	249.4	7	250.9
12	6	Vincenzo Sospiri Racing	ITA	Hans-Peter Koller	CHE	Edoardo Liberati	ITA	Lamborghini Huracan Super Trofeo	PROAM	6	250.5	9	249.4	17	248.8	8	248.8	11	248.8	24	249.3
13	71	Martinet By Almeras	FRA	Pierre Martinet	FRA	Christian Blugeon	FRA	Porsche 991 Cup MY 2017	AM	7	250.5	24	250.0	19	250.0	21	249.4	18	249.4	23	249.8
14	95	Team Virage	ESP	Fernando Navarrete	ESP	Alvaro Lobera	ESP	Aston Martin Vantage AMR	PROAM	7	79.9	1									79.9



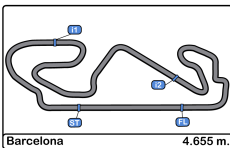


Circuit de Barcelona
 GT Cup Open Europe
 Race - 2
 Fastest Laps Sequence



Lap	Time of Day	Session Time	Nº	Entrant/Team	Nat	Driver 1	Nat	Driver 2	Nat	Vehicle	Cat	Time	Km/h
2	17:02:28.824	3:48.824	6	Vincenzo Sospiri Racing		Hans-Peter Koller		<u>Edoardo Liberati</u>		Lamborghini Huracan Super Trofeo Evo	PROAM	1:52.094	149.4
3	17:04:20.622	5:40.622	6	Vincenzo Sospiri Racing		Hans-Peter Koller		<u>Edoardo Liberati</u>		Lamborghini Huracan Super Trofeo Evo	PROAM	1:51.797	149.8
4	17:06:12.085	7:32.085	6	Vincenzo Sospiri Racing		Hans-Peter Koller		<u>Edoardo Liberati</u>		Lamborghini Huracan Super Trofeo Evo	PROAM	1:51.463	150.3
5	17:08:03.444	9:23.444	6	Vincenzo Sospiri Racing		Hans-Peter Koller		<u>Edoardo Liberati</u>		Lamborghini Huracan Super Trofeo Evo	PROAM	1:51.359	150.4
8	17:13:37.722	14:57.722	6	Vincenzo Sospiri Racing		Hans-Peter Koller		<u>Edoardo Liberati</u>		Lamborghini Huracan Super Trofeo Evo	PROAM	1:51.158	150.7



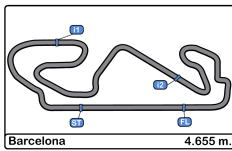


Circuito de Barcelona
GT Cup Open Europe
Race - 2
Event Best Maximum Speed



Nº	Entrant/Team	Nat	Driver 1	Nat	Driver 2	Nat	Vehicle	Cat	Km/h	Session
7	Teo Martin Motorsport	ESP	Marc De Fulgencio	ESP	Thiago Vivacqua	BRA	McLaren 570S	PROAM	262.7	Race - 2
18	Teo Martin Motorsport	ESP	Guillem Pujeu	ESP	Faust Salom	ESP	McLaren 570S	PROAM	260.8	Free Practice - 2
32	Victor Colome/Three Sixty Racing Team	ESP	Fernando Fortes	BRA			Mercedes AMG GT4 HP	AM	260.2	Private test - 1
10	Baporo Motorsport	ESP	Daniel Díaz-Varela	ESP	Manel Cerqueda	AND	Audi R8 LMS	AM	260.2	Free Practice - 2
22	A.C.S. / PZ Oberer Zurichsee By TFT	CHE	Niki Leutwiler	CHE			Porsche 911 Cup MY 2018	AM	257.1	Free Practice - 1
3	Nat. Renstal de Bokkenrijders/EMG Motorsport	BEL	Nicolas Vandierendonck	BEL	Bas Schouten	NLD	Porsche 991 Cup MY 2018	PROAM	256.5	Free Practice - 1
13	Baporo Motorsport	ESP	Jaume Font	ESP	Joan Vinyes	AND	Porsche 991 Cup MY 2018	AM	255.9	Free Practice - 1
37	Nat. Renstal de Bokkenrijders/EMG Motorsport	BEL	John De Wilde	BEL			Porsche 991 Cup MY 2018	AM	255.9	Free Practice - 2
95	Team Virage	POL	Fernando Navarrete	ESP	Alvaro Lobera	ESP	Aston Martin Vantage AMR	PROAM	255.9	Free Practice - 2
12	Antonelli MotorSport	ITA	Glauco Solieri	ITA			Lamborghini Huracan Super Trofeo Evo	AM	255.3	Free Practice - 1
19	Duell Race	ITA	Eugenio Pisani	ITA	Stefano Bozzoni	ITA	Porsche 991 Cup MY 2018	PROAM	254.7	Free Practice - 2
71	Martinet By Almeras	FRA	Pierre Martinet	FRA	Christian Blugeon	FRA	Porsche 991 Cup MY 2017	AM	254.1	Free Practice - 1
81	Tsunami RT	ITA	Lino Curti	ITA	Carlo Curti	ITA	Porsche 991 Cup MY 2018	PROAM	253.5	Race - 2
6	Vincenzo Sospiri Racing	ITA	Hans-Peter Koller	CHE	Edoardo Liberati	ITA	Lamborghini Huracan Super Trofeo Evo	PROAM	252.3	Free Practice - 1
27	Vincenzo Sospiri Racing	ITA	JP Mauro	BRA	Rodolfo Toni	BRA	Lamborghini Huracan Super Trofeo Evo	AM	250.5	Private test - 1



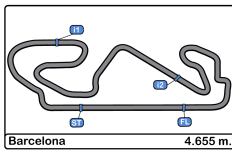


Circuit de Barcelona
GT Cup Open Europe
Race - 2
Lap Chart



LAP																															
Nr	Po	Grid	1	2	3	4	5	6	7	8	9	10	11	12	13	14	15	16	17	18	19	20	21	22	23	24	25	26	27	28	29
6	1	6	6	6	6	6	6	6	6	6	6	6	6	6	6	6	6	6	6	6	6	6	6	6	6	6	6	6	6	6	
10	2	10	10	10	10	10	10	10	10	10	10	10	10	10	10	10	22	22	22	22	22	22	22	22	22	22	22	22	22	22	22
37	3	37	7	7	22	22	22	22	22	22	22	22	22	22	22	22	19	19	10	10	10	10	10	10	10	10	10	10	10	10	
22	4	22	22	22	7	7	7	7	13	13	13	13	13	13	13	13	19	37	10	37	37	37	37	37	37	37	3	3	3	3	3
13	5	13	13	13	13	13	13	13	7	7	7	37	7	19	19	19	37	10	37	13	13	13	3	3	3	3	37	37	37	37	37
19	6	19	37	37	37	37	37	37	37	37	37	7	37	37	37	37	81	13	13	3	3	3	13	13	13	13	13	13	13	13	13
12	7	12	3	3	3	3	3	3	3	19	19	19	19	81	81	81	13	3	3	81	81	81	81	81	81	81	81	81	81	81	81
7	8	7	19	19	19	19	19	19	19	3	12	12	12	7	3	3	3	81	81	32	32	32	32	32	32	32	32	32	32	12	12
81	9	81	12	12	12	12	12	12	12	12	81	81	81	12	7	7	32	32	32	18	18	18	18	18	18	18	12	12	12	32	32
3	10	3	81	81	81	81	81	81	81	81	3	3	3	3	32	32	7	7	7	7	7	7	7	12	12	12	18	18	18	18	7
32	11	32	18	18	18	18	18	18	18	18	18	18	18	18	18	18	18	18	12	12	12	12	7	7	7	7	7	7	7	7	18
95	12	95	32	32	32	32	32	32	32	32	32	32	32	32	12	12	12	12	12	19	19	19	19	19	19	19	19	19	19	19	19
71	13	71	71	71	71	71	71	71	71	71	71	71	71	71	71	71	71	71	71	71	71	71	71	71	71	71	71	71	71	71	71
18	14	18	95																												

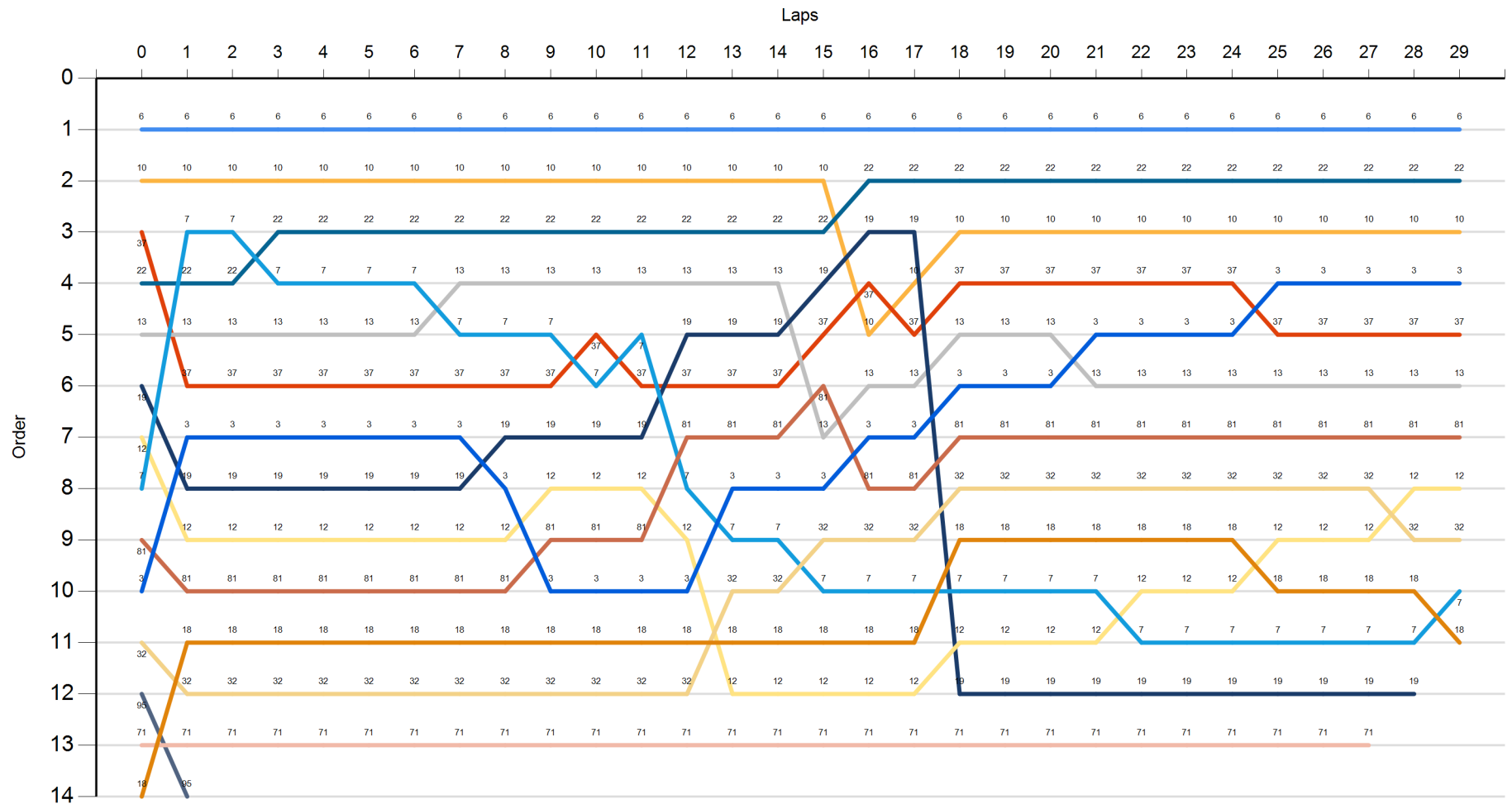


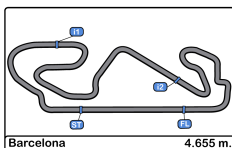


Circuito de Barcelona
GT Cup Open Europe
Race - 2
Graphic Lap Chart



- 6
- 10
- 37
- 22
- 13
- 19
- 12
- 7
- 81
- 3
- 32
- 95
- 71
- 18



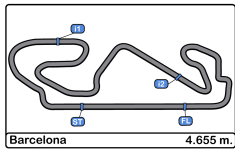


Circuito de Barcelona
GT Cup Open Europe
Race - 2
Pit Stop Analysis

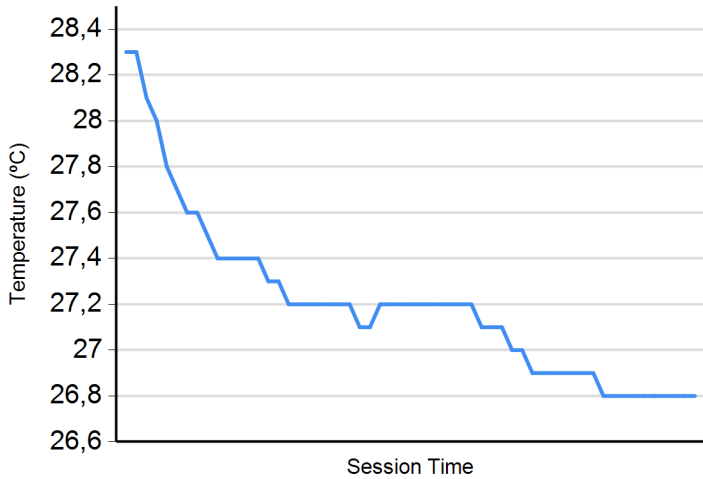


Nr.	In Day Time	Entrant/Team	Nat	Driver 1	Nat	Driver 2	Nat	Vehicle	Cat	In Time	Stop N°	Pit Time	Handicap	Penalty
7	17:21:48.770	Teo Martin Motorsport		Marc De Fulgencio		Thiago Vivacqua		McLaren 570S	PROAM	23:09.180	1	1:17.423	1:15	
12	17:21:55.161	Antonelli MotorSport		Glauco Solieri				Lamborghini Huracan Super Trofeo Evo	AM	23:15.571	1	1:21.301	1:20	
3	17:21:57.097	Nat. Renstal de		Nicolas Vandierendonck		Bas Schouten		Porsche 991 Cup MY 2018	PROAM	23:17.506	1	1:06.532	1:05	
18	17:21:58.301	Teo Martin Motorsport		Guillem Pujeu		Faust Salom		McLaren 570S	PROAM	23:18.710	1	1:11.653	1:10	
32	17:21:59.851	Victor Colome/Three Sixty		Fernando Fortes				Mercedes AMG GT4 HP	AM	23:20.261	1	1:07.054	1:05	
71	17:24:14.633	Martinet By Almeras		Pierre Martinet		Christian Blugeon		Porsche 991 Cup MY 2017	AM	25:35.043	1	1:52.590	1:05	
13	17:25:28.908	Baporo Motorsport		Jaume Font		Joan Vinyes		Porsche 991 Cup MY 2018	AM	26:49.318	1	1:16.767	1:15	
10	17:27:08.691	Baporo Motorsport		Daniel Díaz-Varela		Manel Cerqueda		Audi R8 LMS	AM	28:29.100	1	1:21.545	1:20	
81	17:27:36.699	Tsunami RT		Lino Curti		Carlo Curti		Porsche 991 Cup MY 2018	PROAM	28:57.109	1	1:07.466	1:05	
37	17:29:29.122	Nat. Renstal de		John De Wilde				Porsche 991 Cup MY 2018	AM	30:49.532	1	1:04.104	1:05	-0.896
6	17:30:26.030	Vincenzo Sospiri Racing		Hans-Peter Koller		Edoardo Liberati		Lamborghini Huracan Super Trofeo Evo	PROAM	31:46.439	1	1:27.798	1:25	
22	17:31:02.041	A.C.S. / PZ Oberer Zurichsee By		Niki Leutwiler				Porsche 911 Cup MY 2018	AM	32:22.450	1	1:15.212	1:15	
19	17:31:24.125	Duell Race		Eugenio Pisani		Stefano Bozzoni		Porsche 991 Cup MY 2018	PROAM	32:44.534	1	1:15.322	1:05	
71	17:44:06.283	Martinet By Almeras		Pierre Martinet		Christian Blugeon		Porsche 991 Cup MY 2017	AM	45:26.692	2	22.970	1:05	-42.030

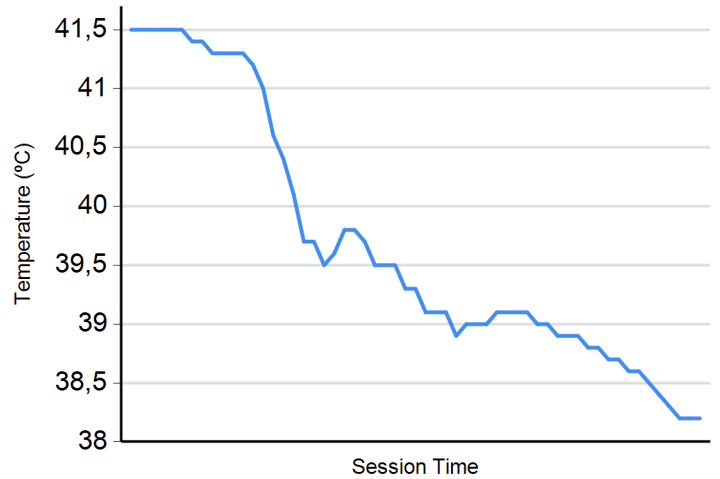




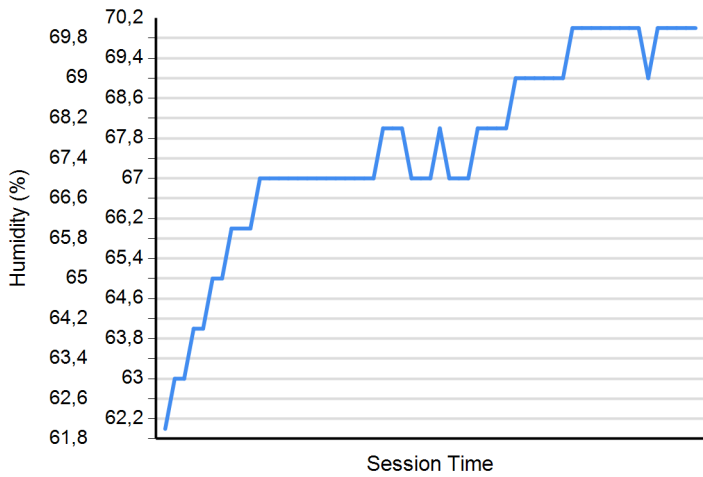
Air Temperature



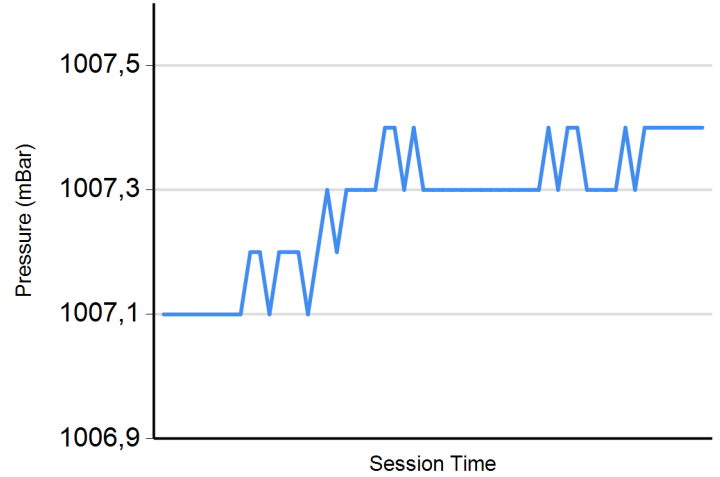
Track Temperature



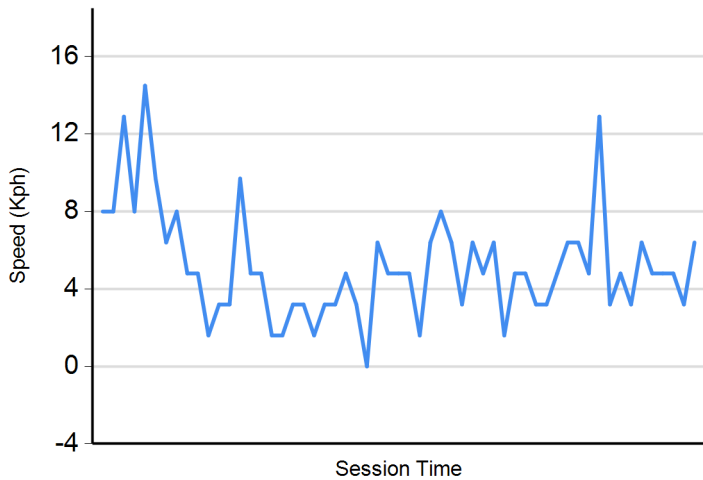
Humidity



Pressure



Wind Speed



Wind direction

North = 0°/360° Est = 90° South = 180° West = 270°

