



# Circuito de Barcelona

## TCR Europe

### Race - 1

#### Provisional Results



Cls	Nº	Driver	Nat	Team	Nat	Vehicle	Laps	Total Time	Gap	Interval	Km/h	Best	Time	Km/h
1	24	Julien Briché	FRA	JSB Compétition	FRA	Peugeot 308 TCR	11	25:55.259			118.5	5	1:55.901	144.5
2	19	Andreas Bäckman	SW	Target Competition	SW	Hyundai i30 N TCR	11	25:57.154	1.895	1.895	118.3	6	1:56.207	144.2
3	55	Santiago Urrutia	URU	Team WRT	URU	Audi RS 3 LMS	11	25:57.967	2.708	0.813	118.3	5	1:56.196	144.2
4	100	Jack Young	GBR	Vuković Motorsport	GBR	Renault Mégane RS	11	26:03.661	8.402	5.694	117.8	5	1:56.761	143.5
5	12	Nelson Panciatici	FRA	M Racing	FRA	Hyundai i30 N TCR	11	26:05.159	9.900	1.498	117.7	7	1:57.071	143.1
6	50	Tom Coronel	NED	Boutsen Ginion Racing	NLD	Honda Civic Type R FK7 TCR	11	26:06.596	11.337	1.437	117.6	5	1:56.729	143.5
7	58	Dominik Baumann	AUT	Target Competition	AUT	Hyundai i30 N TCR	11	26:07.074	11.815	0.478	117.6	8	1:57.161	143.0
8	123	Daniel Lloyd	GBR	Brutal Fish Racing Team	GBR	Honda Civic Type R FK7 TCR	11	26:07.400	12.141	0.326	117.6	9	1:57.030	143.1
9	226	Francisco Mora	PRT	Veloso Motorsport	PRT	CUPRA TCR	11	26:09.425	14.166	2.025	117.4	5	1:57.365	142.7
10	45	Gianni Morbidelli	ITA	WestCoast Racing	ITA	Volkswagen Golf GTI TCR	11	26:09.795	14.536	0.370	117.4	5	1:57.030	143.1
11	5	Alex Morgan	GBR	Wolf-Power Racing	GBR	CUPRA TCR	11	26:13.501	18.242	3.706	117.1	5	1:57.797	142.2
12	23	Tamás Tenke	HUN	Zengő Motorsport	HUN	CUPRA TCR	11	26:13.974	18.715	0.473	117.1	5	1:56.658	143.6
13	25	Natan Bihel	FRA	M Racing	FRA	Hyundai i30 N TCR	11	26:15.668	20.409	1.694	116.9	5	1:57.098	143.1
14	70	Mat'o Homola	SVK	Target Competition	SVK	Hyundai i30 N TCR	11	26:15.932	20.673	0.264	116.9	6	1:56.914	143.3
15	88	Maxime Potty	BEL	Team WRT	BEL	Volkswagen Golf GTI TCR	11	26:16.822	21.563	0.890	116.9	5	1:57.083	143.1
16	67	Zsolt Dávid Szabó	HUN	M1RA Motorsport	HUN	Hyundai i30 N TCR	11	26:16.889	21.630	0.067	116.8	8	1:57.261	142.9
17	26	Jessica Bäckman	SW	Target Competition	SW	Hyundai i30 N TCR	11	26:18.075	22.816	1.186	116.8	8	1:57.521	142.5
18	204	Robin Vaks	EST	ALM Honda Racing	EST	Honda Civic Type R FK7 TCR	11	26:24.531	29.272	6.456	116.3	6	1:58.696	141.1
19	17	Martin Ryba	SVK	Brutal Fish Racing Team	SVK	Honda Civic Type R FK7 TCR	11	26:25.048	29.789	0.517	116.2	6	1:58.944	140.8
20	7	Aurélien Comte	FRA	DG Sport Compétition	FRA	Peugeot 308 TCR	11	26:26.101	30.842	1.053	116.2	6	1:58.167	141.8
21	111	Teddy Clairet	FRA	Team Clairet Sport	FRA	Peugeot 308 TCR	11	26:26.349	31.090	0.248	116.2	5	1:56.644	143.6
22	9	Josh Files	GBR	Target Competition	GBR	Hyundai i30 N TCR	11	26:26.560	31.301	0.211	116.1	5	1:56.243	144.1
23	10	Viktor Davidovski	MKD	PSS Racing Team	MKD	Honda Civic Type R FK7 TCR	11	26:31.319	36.060	4.759	115.8	8	1:57.826	142.2
24	223	Mattias Vahtel	EST	ALM Honda Racing	EST	Honda Civic Type R FK7 TCR	11	26:37.009	41.750	5.690	115.4	8	1:59.666	140.0
25	112	Jimmy Clairet	FRA	Team Clairet Sport	FRA	Peugeot 308 TCR	11	26:37.331	42.072	0.322	115.4	9	1:57.345	142.8
26	224	Gustavo Moura	PRT	Team Novadrivier	PRT	Audi RS 3 LMS	11	26:41.360	46.101	4.029	115.1	5	2:00.230	139.3
27	27	John Filippi	FRA	PCR Sport	FRA	CUPRA TCR	10	26:40.155	1 Lap	1 Lap	104.7	9	1:56.765	143.5
28	30	Luca Filippi	ITA	BRC Racing Team	ITA	Hyundai i30 N TCR	10	27:06.488	1 Lap	26.333	103.0	10	1:56.774	143.5
<b>Not classified: (Requirements: 75% of number laps of leader = 8 Laps)</b>														
66	Gilles Colombani	FRA	Team Clairet Sport	FRA	Peugeot 308 TCR	7	20:30.659	4 Laps	3 Laps	95.3	7	1:58.785	141.0	
8	Luca Engstler	GER	M1RA Motorsport	GER	Hyundai i30 N TCR	6	17:24.895	5 Laps	1 Lap	96.2	5	1:57.327	142.8	
16	Gilles Magnus	BEL	Comtoy Racing	BEL	Audi RS 3 LMS	4	12:25.547	7 Laps	2 Laps	89.9	1	2:13.123	125.8	
21	Marie Baus-Coppens	FRA	JSB Compétition	FRA	CUPRA TCR									
216	Evgeni Leonov	ESP	Tecnicars Racing Team	ESP	CUPRA TCR									
96	Abdulla Ali Al-Khelaifi	QAT	QMMF Racing by PCR Sport	QAT	CUPRA TCR									
46	Olli Kangas	FIN	WestCoast Racing	FIN	Volkswagen Golf GTI TCR									

**Fastest lap BRICHÉ in 1:55.901 at 144.6 Km/h in lap 5**

CAR #8 DRIVE THROUGH PENALTIE - 30 SECONDS TIME ADDED TO RACE TIME  
 CAR #9 DRIVE THROUGH PENALTIE - 30 SECONDS TIME ADDED TO RACE TIME  
 DRIVE THROUGH PENALTY CAR 111 - START PROCEDURE DONE DURING THE RACE  
 DRIVE THROUGH PENALTY CAR 112 - START PROCEDURE DONE DURING THE RACE

Published at:.....

Track Temp: 25.6 °C Air Temp: 22.6 °C Humidity: 79 % Track Status: DRY

Stewards:	Race Director:	Timekeeper:
-----------	----------------	-------------





Circuito de Barcelona

TCR Europe

Race - 1

Provisional Classification by Driver Fastest Lap



Cls	Nº	Driver	Nat	Team	Nat	Vehicle	Laps	Best	Time	Gap	Interval	Km/h
1	24	Julien Briche	FRA	JSB Compétition	FRA	Peugeot 308 TCR	11	5	<b>1:55.901</b>			144.5
2	55	Santiago Urrutia	URU	Team WRT	URU	Audi RS 3 LMS	11	5	<b>1:56.196</b>	0.295	0.295	144.2
3	19	Andreas Bäckma	SWE	Target Competition	SWE	Hyundai i30 N TCR	11	6	<b>1:56.207</b>	0.306	0.011	144.2
4	9	Josh Files	GBR	Target Competition	GBR	Hyundai i30 N TCR	11	5	<b>1:56.243</b>	0.342	0.036	144.1
5	11	Teddy Clairet	FRA	Team Clairet Sport	FRA	Peugeot 308 TCR	11	5	<b>1:56.644</b>	0.743	0.401	143.6
6	23	Tamás Tenke	HUN	Zengő Motorsport	HUN	CUPRA TCR	11	5	<b>1:56.658</b>	0.757	0.014	143.6
7	50	Tom Coronel	NED	Boutsen Ginion Racing	NLD	Honda Civic Type R FK7 TCR	11	5	<b>1:56.729</b>	0.828	0.071	143.5
8	10	Jack Young	GBR	Vuković Motorsport	GBR	Renault Mégane RS	11	5	<b>1:56.761</b>	0.860	0.032	143.5
9	27	John Filippi	FRA	PCR Sport	FRA	CUPRA TCR	10	9	<b>1:56.765</b>	0.864	0.004	143.5
10	30	Luca Filippi	ITA	BRC Racing Team	ITA	Hyundai i30 N TCR	10	10	<b>1:56.774</b>	0.873	0.009	143.5
11	70	Mat'ò Homola	SVK	Target Competition	SVK	Hyundai i30 N TCR	11	6	<b>1:56.914</b>	1.013	0.140	143.3
12	12	Daniel Lloyd	GBR	Brutal Fish Racing Team	GBR	Honda Civic Type R FK7 TCR	11	9	<b>1:57.030</b>	1.129	0.116	143.1
13	45	Gianni Morbidelli	ITA	WestCoast Racing	ITA	Volkswagen Golf GTI TCR	11	5	<b>1:57.030</b>	1.129	0.000	143.1
14	12	Nelson Panciatici	FRA	M Racing	FRA	Hyundai i30 N TCR	11	7	<b>1:57.071</b>	1.170	0.041	143.1
15	88	Maxime Potty	BEL	Team WRT	BEL	Volkswagen Golf GTI TCR	11	5	<b>1:57.083</b>	1.182	0.012	143.1
16	25	Natan Bihel	FRA	M Racing	FRA	Hyundai i30 N TCR	11	5	<b>1:57.098</b>	1.197	0.015	143.1
17	58	Dominik Bauman	AUT	Target Competition	AUT	Hyundai i30 N TCR	11	8	<b>1:57.161</b>	1.260	0.063	143.0
18	67	Zsolt Dávid Szab	HUN	M1RA Motorsport	HUN	Hyundai i30 N TCR	11	8	<b>1:57.261</b>	1.360	0.100	142.9
19	8	Luca Engstler	GER	M1RA Motorsport	GER	Hyundai i30 N TCR	6	5	<b>1:57.327</b>	1.426	0.066	142.8
20	11	Jimmy Clairet	FRA	Team Clairet Sport	FRA	Peugeot 308 TCR	11	9	<b>1:57.345</b>	1.444	0.018	142.8
21	22	Francisco Mora	PRT	Veloso Motorsport	PRT	CUPRA TCR	11	5	<b>1:57.365</b>	1.464	0.020	142.7
22	26	Jessica Bäckman	SWE	Target Competition	SWE	Hyundai i30 N TCR	11	8	<b>1:57.521</b>	1.620	0.156	142.5
23	5	Alex Morgan	GBR	Wolf-Power Racing	GBR	CUPRA TCR	11	5	<b>1:57.797</b>	1.896	0.276	142.2
24	10	Viktor Davidovski	MKD	PSS Racing Team	MKD	Honda Civic Type R FK7 TCR	11	8	<b>1:57.826</b>	1.925	0.029	142.2
25	7	Aurélien Comte	FRA	DG Sport Compétition	FRA	Peugeot 308 TCR	11	6	<b>1:58.167</b>	2.266	0.341	141.8
26	20	Robin Vaks	EST	ALM Honda Racing	EST	Honda Civic Type R FK7 TCR	11	6	<b>1:58.696</b>	2.795	0.529	141.1
27	66	Gilles Colombani	FRA	Team Clairet Sport	FRA	Peugeot 308 TCR	7	7	<b>1:58.785</b>	2.884	0.089	141.0
28	17	Martin Ryba	SVK	Brutal Fish Racing Team	SVK	Honda Civic Type R FK7 TCR	11	6	<b>1:58.944</b>	3.043	0.159	140.8
29	22	Mattias Vahtel	EST	ALM Honda Racing	EST	Honda Civic Type R FK7 TCR	11	8	<b>1:59.666</b>	3.765	0.722	140.0
30	22	Gustavo Moura	PRT	Team Novadriver	PRT	Audi RS 3 LMS	11	5	<b>2:00.230</b>	4.329	0.564	139.3
31	16	Gilles Magnus	BEL	Comtoy Racing	BEL	Audi RS 3 LMS	4	1	<b>2:13.123</b>	17.222	12.893	125.8



# Circuito de Barcelona

## TCR Europe

### Race - 1

#### Distance and Speed Average



Cls	Nº	Driver	Nat	Team	Nat	Vehicle	Cls	Laps	Distance	Total Time	Km/h
1	24	Julien Briché	FRA	JSB Compétition	FRA	Peugeot 308 TCR	1	11	51.20	25:55.259	118.5
2	19	Andreas Bäckman	SWE	Target Competition	SWE	Hyundai i30 N TCR	1	11	51.20	25:57.154	118.3
3	55	Santiago Urrutia	URU	Team WRT	URU	Audi RS 3 LMS	1	11	51.20	25:57.967	118.3
4	100	Jack Young	GBR	Vuković Motorsport	GBR	Renault Mégane RS	1	11	51.20	26:03.661	117.8
5	12	Nelson Panciatici	FRA	M Racing	FRA	Hyundai i30 N TCR	2	11	51.20	26:05.159	117.7
6	50	Tom Coronel	NED	Boutsen Ginion Racing	NLD	Honda Civic Type R FK7 TCR	1	11	51.20	26:06.596	117.6
7	58	Dominik Baumann	AUT	Target Competition	AUT	Hyundai i30 N TCR	3	11	51.20	26:07.074	117.6
8	123	Daniel Lloyd	GBR	Brutal Fish Racing Team	GBR	Honda Civic Type R FK7 TCR	2	11	51.20	26:07.400	117.6
9	226	Francisco Mora	PRT	Veloso Motorsport	PRT	CUPRA TCR	1	11	51.20	26:09.425	117.4
10	45	Gianni Morbidelli	ITA	WestCoast Racing	ITA	Volkswagen Golf GTI TCR	1	11	51.20	26:09.795	117.4
11	5	Alex Morgan	GBR	Wolf-Power Racing	GBR	CUPRA TCR	2	11	51.20	26:13.501	117.1
12	23	Tamás Tenke	HUN	Zengő Motorsport	HUN	CUPRA TCR	3	11	51.20	26:13.974	117.1
13	25	Natan Bihel	FRA	M Racing	FRA	Hyundai i30 N TCR	4	11	51.20	26:15.668	116.9
14	70	Mat'o Homola	SVK	Target Competition	SVK	Hyundai i30 N TCR	5	11	51.20	26:15.932	116.9
15	88	Maxime Potty	BEL	Team WRT	BEL	Volkswagen Golf GTI TCR	2	11	51.20	26:16.822	116.9
16	67	Zsolt Dávid Szabó	HUN	M1RA Motorsport	HUN	Hyundai i30 N TCR	6	11	51.20	26:16.889	116.8
17	26	Jessica Bäckman	SWE	Target Competition	SWE	Hyundai i30 N TCR	7	11	51.20	26:18.075	116.8
18	204	Robin Vaks	EST	ALM Honda Racing	EST	Honda Civic Type R FK7 TCR	3	11	51.20	26:24.531	116.3
19	17	Martin Ryba	SVK	Brutal Fish Racing Team	SVK	Honda Civic Type R FK7 TCR	4	11	51.20	26:25.048	116.2
20	7	Aurélien Comte	FRA	DG Sport Compétition	FRA	Peugeot 308 TCR	2	11	51.20	26:26.101	116.2
21	111	Teddy Clairet	FRA	Team Clairet Sport	FRA	Peugeot 308 TCR	3	11	51.20	26:26.349	116.2
22	9	Josh Files	GBR	Target Competition	GBR	Hyundai i30 N TCR	8	11	51.20	26:26.560	116.1
23	10	Viktor Davidovski	MKD	PSS Racing Team	MKD	Honda Civic Type R FK7 TCR	5	11	51.20	26:31.319	115.8
24	223	Mattias Vahtel	EST	ALM Honda Racing	EST	Honda Civic Type R FK7 TCR	6	11	51.20	26:37.009	115.4
25	112	Jimmy Clairet	FRA	Team Clairet Sport	FRA	Peugeot 308 TCR	4	11	51.20	26:37.331	115.4
26	224	Gustavo Moura	PRT	Team Novadriver	PRT	Audi RS 3 LMS	2	11	51.20	26:41.360	115.1
27	27	John Filippi	FRA	PCR Sport	FRA	CUPRA TCR	4	10	46.55	26:40.155	104.7
28	30	Luca Filippi	ITA	BRC Racing Team	ITA	Hyundai i30 N TCR	9	10	46.55	27:06.488	103.0
<b>Not classified: (Requirements: 75% of number laps of leader = 9 Laps)</b>											
66		Gilles Colombani	FRA	Team Clairet Sport	FRA	Peugeot 308 TCR	5	7	32.58	20:30.659	95.3
8		Luca Engstler	GER	M1RA Motorsport	GER	Hyundai i30 N TCR	10	6	27.93	17:24.895	96.2
16		Gilles Magnus	BEL	Comtoyou Racing	BEL	Audi RS 3 LMS	3	4	18.62	12:25.547	89.9
21		Marie Baus-Coppens	FRA	JSB Compétition	FRA	CUPRA TCR	5				
216		Evgeni Leonov	ESP	Tecnicars Racing Team	ESP	CUPRA TCR	6				
96		Abdulla Ali Al-Khelaifi	QAT	QMMF Racing by PCR Sport	QAT	CUPRA TCR	7				
46		Olli Kangas	FIN	WestCoast Racing	FIN	Volkswagen Golf GTI TCR	3				





Circuito de Barcelona

TCR Europe

Race - 1

Lap Analysis



**5** Alex Morgan CUPRA TCR **10** Viktor Davidovski Honda Civic Type R FK7 TCR  
 Wolf-Power Racing PSS Racing Team

Lap	D	Time	Sector 1	Sector 2	Sector 3	T. Spd	Elapsed	Lap	D	Time	Sector 1	Sector 2	Sector 3	T. Spd	Elapsed
1		2:12.554	41.789	47.033	43.732	208.4	2:12.554	1		2:37.354	42.725	1:14.235	40.394	213.4	2:37.354
2		3:49.811	1:14.685	1:31.492	1:03.634	34.0	6:02.365	2		3:39.345	1:05.647	1:32.993	1:00.705	41.1	6:16.699
3		3:26.205	1:09.718	1:21.375	55.112	65.6	9:28.570	3		3:27.574	1:13.713	1:18.497	55.364	78.1	9:44.273
4		2:56.517	1:01.229	1:07.922	47.366	112.8	12:25.087	4		2:48.232	1:01.105	1:01.801	45.326	82.6	12:32.505
5		<b>1:57.797</b>	33.950	45.422	<b>38.425</b>	246.5	14:22.884	5		1:59.823	33.961	46.171	39.691	239.4	14:32.328
6		1:58.477	33.960	<b>45.237</b>	39.280	244.8	16:21.361	6		1:59.274	34.355	45.890	39.029	240.5	16:31.602
7		1:57.797	<b>33.790</b>	45.496	38.511	243.7	18:19.158	7		1:58.028	33.961	45.188	38.879	238.9	18:29.630
8		1:59.038	33.907	45.513	39.618	244.8	20:18.196	8		<b>1:57.826</b>	<b>33.949</b>	<b>45.178</b>	<b>38.699</b>	239.4	20:27.456
9		1:58.112	33.938	45.584	38.590	245.4	22:16.308	9		1:58.880	34.024	45.705	39.151	242.6	22:26.336
10		1:58.200	34.046	45.553	38.601	243.2	24:14.508	10		2:03.000	34.634	48.017	40.349	236.8	24:29.336
11		1:58.993	34.151	45.744	39.098	243.2	26:13.501	11		2:01.983	34.986	46.694	40.303	237.3	26:31.319

**7** Aurélien Comte Peugeot 308 TCR **12** Nelson Panciatici Hyundai i30 N TCR  
 DG Sport Compétition M Racing

Lap	D	Time	Sector 1	Sector 2	Sector 3	T. Spd	Elapsed	Lap	D	Time	Sector 1	Sector 2	Sector 3	T. Spd	Elapsed
1		2:20.357	43.532	49.216	47.609	209.3	2:20.357	1		2:09.903	41.444	45.769	42.690	210.1	2:09.903
2		3:53.899	1:18.760	1:32.751	1:02.388	22.0	6:14.256	2		3:49.129	1:13.927	1:31.269	1:03.933	32.3	5:59.032
3		3:27.574	1:12.367	1:19.558	55.649	69.3	9:41.830	3		3:26.716	1:09.953	1:20.996	55.767	60.3	9:25.748
4		2:49.097	1:00.669	1:03.180	45.248	101.5	12:30.927	4		2:57.622	1:00.284	1:09.103	48.235	111.2	12:23.370
5		1:59.709	<b>34.103</b>	46.543	39.063	246.5	14:30.636	5		1:57.226	33.616	45.319	<b>38.291</b>	246.0	14:20.596
6		<b>1:58.167</b>	34.209	<b>45.341</b>	<b>38.617</b>	244.8	16:28.803	6		1:57.713	33.699	45.428	38.586	244.8	16:18.309
7		1:58.792	34.392	45.523	38.877	243.7	18:27.595	7		<b>1:57.071</b>	33.564	45.175	38.332	244.8	18:15.380
8		1:59.341	34.346	45.818	39.177	245.4	20:26.936	8		1:57.177	<b>33.508</b>	45.003	38.666	243.7	20:12.557
9		1:59.192	34.303	45.602	39.287	243.7	22:26.128	9		1:57.285	33.679	<b>44.964</b>	38.642	243.7	22:09.842
10		1:59.738	34.361	46.449	38.928	240.5	24:25.866	10		1:57.892	34.013	45.419	38.460	243.7	24:07.734
11		2:00.235	35.751	45.533	38.951	243.2	26:26.101	11		1:57.425	33.651	45.193	38.581	242.1	26:05.159

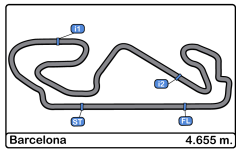
**8** Luca Engstler Hyundai i30 N TCR **16** Gilles Magnus Audi RS 3 LMS  
 M1RA Motorsport Comtoy Racing

Lap	D	Time	Sector 1	Sector 2	Sector 3	T. Spd	Elapsed	Lap	D	Time	Sector 1	Sector 2	Sector 3	T. Spd	Elapsed
1		2:08.412	41.075	45.287	42.050	209.7	2:08.412	1		<b>2:13.123</b>	<b>41.189</b>	<b>47.189</b>	<b>44.745</b>	206.5	2:13.123
2		3:48.630	1:13.631	1:29.800	1:05.199	43.8	5:57.042	2		3:50.135	1:15.392	1:31.162	1:03.581	31.9	6:03.258
3		3:26.825	1:09.824	1:21.273	55.728	70.1	9:23.867	3		3:26.711	1:10.910	1:19.925	55.876	54.6	9:29.969
4		2:58.599	1:00.278	1:09.251	49.070	95.4	12:22.466	4		2:55.578	1:00.821	1:07.721	47.036	107.1	12:25.547
5		<b>1:57.327</b>	34.068	<b>45.095</b>	<b>38.164</b>	244.3	14:19.793								
6		2:35.102 P	<b>34.009</b>	45.802	1:15.291	244.3	16:54.895								

**9** Josh Files Hyundai i30 N TCR **17** Martin Ryba Honda Civic Type R FK7 TCR  
 Target Competition Brutal Fish Racing Team

Lap	D	Time	Sector 1	Sector 2	Sector 3	T. Spd	Elapsed	Lap	D	Time	Sector 1	Sector 2	Sector 3	T. Spd	Elapsed
1		2:03.234	39.292	44.690	39.252	198.8	2:03.234	1		2:18.670	43.266	48.048	47.356	218.1	2:18.670
2		3:46.392	1:12.778	1:28.810	1:04.804	74.1	5:49.626	2		3:53.002	1:18.421	1:32.734	1:01.847	21.0	6:11.672
3		3:27.493	1:11.514	1:19.143	56.836	69.8	9:17.119	3		3:27.586	1:12.638	1:19.929	55.019	65.4	9:39.258
4		3:02.427	1:02.271	1:08.508	51.648	92.6	12:19.546	4		2:50.882	1:00.610	1:04.844	45.428	99.2	12:30.140
5		<b>1:56.243</b>	33.700	<b>44.642</b>	<b>37.901</b>	244.8	14:15.789	5		1:59.052	<b>33.737</b>	46.838	<b>38.477</b>	241.0	14:29.192
6		1:56.545	33.500	44.999	38.046	243.7	16:12.334	6		<b>1:58.944</b>	34.000	45.913	39.031	243.7	16:28.136
7		1:56.388	<b>33.425</b>	44.849	38.114	243.7	18:08.722	7		1:59.127	33.936	45.753	39.438	243.7	18:27.263
8		1:56.710	33.632	44.917	38.161	243.7	20:05.432	8		1:59.164	34.001	46.045	39.118	242.1	20:26.427
9		1:56.817	33.648	44.956	38.213	242.6	22:02.249	9		1:59.375	33.949	<b>45.717</b>	39.709	239.4	22:25.802
10		1:57.296	33.713	45.169	38.414	242.6	23:59.545	10		1:59.495	34.038	46.525	38.932	236.8	24:25.297
11		1:57.015	33.674	45.045	38.296	242.1	25:56.560	11		1:59.751	33.938	46.023	39.790	238.9	26:25.048





# Circuito de Barcelona

## TCR Europe

### Race - 1

#### Lap Analysis



19 Andreas Bäckman Hyundai i30 N TCR							26 Jessica Bäckman Hyundai i30 N TCR								
Target Competition							Target Competition								
Lap	D	Time	Sector 1	Sector 2	Sector 3	T. Spd	Elapsed	Lap	D	Time	Sector 1	Sector 2	Sector 3	T. Spd	Elapsed
1		2:03.655	39.471	45.372	38.812	197.8	2:03.655	1		2:17.478	42.061	47.873	47.544	214.7	2:17.478
2		3:46.565	1:13.138	1:28.870	1:04.557	64.6	5:50.220	2		3:52.666	1:17.700	1:32.787	1:02.179	22.7	6:10.144
3		3:27.844	1:11.595	1:19.862	56.387	70.6	9:18.064	3		3:27.085	1:11.831	1:19.840	55.414	70.7	9:37.229
4		3:02.191	1:02.036	1:08.317	51.838	92.5	12:20.255	4		2:51.944	1:00.957	1:05.290	45.697	116.0	12:29.173
5		1:56.274	33.591	44.738	37.945	245.4	14:16.529	5		1:59.236	34.045	46.494	38.697	235.8	14:28.409
6		1:56.207	33.380	44.892	37.935	246.0	16:12.736	6		1:59.117	33.974	45.616	39.527	237.3	16:27.526
7		1:56.518	33.385	45.030	38.103	247.1	18:09.254	7		1:58.762	33.736	46.005	39.021	243.2	18:26.288
8		1:56.682	33.437	44.937	38.308	247.1	20:05.936	8		1:57.521	33.601	45.161	38.759	246.5	20:23.809
9		1:56.771	33.667	44.921	38.183	246.0	22:02.707	9		1:58.251	33.958	45.667	38.626	245.4	22:22.060
10		1:57.202	33.758	44.918	38.526	246.5	23:59.909	10		1:58.022	34.222	45.356	38.444	243.2	24:20.082
11		1:57.245	33.773	45.136	38.336	244.8	25:57.154	11		1:57.993	33.800	45.377	38.816	244.8	26:18.075
23 Tamás Tenke CUPRA TCR							27 John Filippi CUPRA TCR								
Zengő Motorsport							PCR Sport								
Lap	D	Time	Sector 1	Sector 2	Sector 3	T. Spd	Elapsed	Lap	D	Time	Sector 1	Sector 2	Sector 3	T. Spd	Elapsed
1		2:14.372	42.535	46.573	45.264	215.5	2:14.372	1		2:31.537	42.726	1:10.112	38.699	216.4	2:31.537
2		3:51.281	1:16.249	1:31.296	1:03.736	30.4	6:05.653	2		3:43.759	1:09.175	1:33.194	1:01.390	35.7	6:15.296
3		3:26.436	1:10.594	1:20.123	55.719	57.4	9:32.089	3		3:28.043	1:13.385	1:19.293	55.365	74.9	9:43.339
4		2:54.898	1:01.719	1:06.403	46.776	102.5	12:26.987	4		2:48.309	1:00.642	1:02.448	45.219	78.2	12:31.648
5		1:56.658	33.737	44.876	38.045	243.2	14:23.645	5		1:58.272	33.832	45.961	38.479	247.1	14:29.920
6		1:59.276	33.965	45.117	40.194	244.8	16:22.921	6		1:58.432	33.588	45.708	39.136	244.8	16:28.352
7		1:57.263	33.990	44.823	38.450	242.1	18:20.184	7		2:15.654 P	34.109	45.377	56.168	239.4	18:44.006
8		1:58.378	34.018	45.192	39.168	244.3	20:18.562	8		4:01.657	2:37.566	45.812	38.279	169.0	22:45.663
9		1:58.596	34.103	45.282	39.211	246.0	22:17.158	9		1:56.765	33.935	44.780	38.050	240.0	24:42.428
10		1:58.002	33.980	45.492	38.530	242.6	24:15.160	10		1:57.727	33.853	44.958	38.916	241.0	26:40.155
11		1:58.814	34.068	45.515	39.231	243.2	26:13.974								
24 Julien Briché Peugeot 308 TCR							30 Luca Filippi Hyundai i30 N TCR								
JSB Compétition							BRC Racing Team								
Lap	D	Time	Sector 1	Sector 2	Sector 3	T. Spd	Elapsed	Lap	D	Time	Sector 1	Sector 2	Sector 3	T. Spd	Elapsed
1		2:01.126	38.887	44.459	37.780	195.2	2:01.126	1		2:15.318	42.184	46.554	46.580	214.2	2:15.318
2		3:47.954	1:14.409	1:28.835	1:04.710	65.5	5:49.080	2		3:51.542	1:16.011	1:33.041	1:02.490	26.3	6:06.860
3		3:27.649	1:11.540	1:19.104	57.005	72.5	9:16.729	3		3:26.109	1:11.337	1:19.880	54.892	59.2	9:32.969
4		3:02.403	1:02.233	1:08.625	51.545	93.6	12:19.132	4		2:54.473	1:01.813	1:06.056	46.604	102.2	12:27.442
5		1:55.901	33.727	44.401	37.773	241.0	14:15.033	5		1:56.943	33.737	45.243	37.963	245.4	14:24.385
6		1:56.172	33.619	44.826	37.727	241.6	16:11.205	6		1:58.351	33.686	45.078	39.587	244.3	16:22.736
7		1:56.448	33.769	44.800	37.879	240.5	18:07.653	7		2:41.017 P	39.568	1:02.121	59.328	240.5	19:03.753
8		1:56.644	33.958	44.885	37.801	238.4	20:04.297	8		4:08.610	2:38.905	50.974	38.731	156.2	23:12.363
9		1:56.772	33.905	44.873	37.994	238.9	22:01.069	9		1:57.351	34.112	45.205	38.034	236.3	25:09.714
10		1:56.837	33.910	44.808	38.119	238.9	23:57.906	10		1:56.774	33.790	45.008	37.976	236.8	27:06.488
11		1:57.353	34.012	45.063	38.278	240.0	25:55.259								
25 Natan Bihel Hyundai i30 N TCR							45 Gianni Morbidelli Volkswagen Golf GTI TCR								
M Racing							WestCoast Racing								
Lap	D	Time	Sector 1	Sector 2	Sector 3	T. Spd	Elapsed	Lap	D	Time	Sector 1	Sector 2	Sector 3	T. Spd	Elapsed
1		2:15.827	42.315	46.976	46.536	217.3	2:15.827	1		2:13.774	41.951	46.630	45.193	212.5	2:13.774
2		3:51.712	1:16.409	1:32.659	1:02.644	25.0	6:07.539	2		3:50.984	1:15.627	1:31.521	1:03.836	31.7	6:04.758
3		3:26.333	1:11.426	1:19.643	55.264	65.6	9:33.872	3		3:26.403	1:10.547	1:19.918	55.938	58.3	9:31.161
4		2:53.914	1:01.611	1:05.998	46.305	103.1	12:27.786	4		2:54.903	1:01.779	1:06.262	46.862	105.1	12:26.064
5		1:57.098	33.731	45.058	38.309	248.2	14:24.884	5		1:57.030	33.459	45.147	38.424	244.3	14:23.094
6		1:58.306	33.736	45.131	39.439	248.8	16:23.190	6		1:58.564	34.054	45.231	39.279	244.8	16:21.658
7		1:58.458	34.261	45.636	38.561	239.4	18:21.648	7		1:57.906	33.825	45.480	38.601	246.0	18:19.564
8		1:57.918	33.879	45.200	38.839	248.2	20:19.566	8		1:57.930	33.740	45.409	38.781	244.3	20:17.494
9		1:58.972	33.973	45.369	39.630	247.1	22:18.538	9		1:57.184	33.882	44.952	38.350	242.1	22:14.678
10		1:58.761	34.304	45.646	38.811	248.8	24:17.299	10		1:57.155	33.720	45.010	38.425	242.1	24:11.833
11		1:58.369	33.743	45.781	38.845	246.0	26:15.668	11		1:57.962	33.855	45.426	38.681	243.7	26:09.795





Circuito de Barcelona

TCR Europe

Race - 1

Lap Analysis



46 Olli Kangas Volkswagen Golf GTI TCR							66 Gilles Colombani Peugeot 308 TCR								
WestCoast Racing							Team Clairet Sport								
Lap	D	Time	Sector 1	Sector 2	Sector 3	T. Spd	Elapsed	Lap	D	Time	Sector 1	Sector 2	Sector 3	T. Spd	Elapsed
1			43.633			206.8		1		6:17.889	3:45.147	1:33.614	59.128	109.6	6:17.889
50 Tom Coronel Honda Civic Type R FK7 TCR							67 Zsolt Dávid Szabó Hyundai i30 N TCR								
Boutsen Ginion Racing							M1RA Motorsport								
Lap	D	Time	Sector 1	Sector 2	Sector 3	T. Spd	Elapsed	Lap	D	Time	Sector 1	Sector 2	Sector 3	T. Spd	Elapsed
1		2:07.995	40.659	45.626	41.710	198.1	2:07.995	1		2:19.382	43.799	47.600	47.983	216.8	2:19.382
2		3:48.201	1:13.016	1:29.891	1:05.294	48.2	5:56.196	2		3:53.344	1:18.744	1:32.647	1:01.953	21.3	6:12.726
3		3:26.974	1:09.810	1:21.042	56.122	66.5	9:23.170	3		3:27.410	1:12.666	1:19.879	54.865	65.6	9:40.136
4		2:59.018	1:00.209	1:09.323	49.486	105.7	12:22.188	4		2:50.344	1:00.963	1:04.063	45.318	101.7	12:30.480
5		1:56.729	33.760	45.058	37.911	241.0	14:18.917	5		1:58.328	33.892	45.659	38.777	246.5	14:28.808
6		1:56.944	33.662	45.330	37.952	239.4	16:15.861	6		1:57.999	34.110	45.230	38.659	248.2	16:26.807
7		1:57.757	33.830	45.461	38.466	238.4	18:13.618	7		1:58.834	34.036	45.936	38.862	232.2	18:25.641
8		1:57.605	33.874	45.505	38.226	237.8	20:11.223	8		1:57.261	33.772	45.149	38.340	243.2	20:22.902
9		1:58.087	34.091	45.380	38.616	236.8	22:09.310	9		1:57.892	34.289	45.247	38.356	243.7	22:20.794
10		1:59.003	34.326	46.243	38.434	236.3	24:08.313	10		1:57.607	33.972	45.322	38.313	244.8	24:18.401
11		1:58.283	34.150	45.502	38.631	237.3	26:06.596	11		1:58.488	34.008	45.615	38.865	247.1	26:16.889
55 Santiago Urrutia Audi RS 3 LMS							70 Mat'o Homola Hyundai i30 N TCR								
Team WRT							Target Competition								
Lap	D	Time	Sector 1	Sector 2	Sector 3	T. Spd	Elapsed	Lap	D	Time	Sector 1	Sector 2	Sector 3	T. Spd	Elapsed
1		2:04.723	39.868	45.094	39.761	205.3	2:04.723	1		2:18.053	43.177	47.268	47.608	207.6	2:18.053
2		3:46.429	1:12.757	1:28.786	1:04.886	63.2	5:51.152	2		3:52.830	1:18.233	1:32.698	1:01.899	20.9	6:10.883
3		3:27.506	1:11.196	1:20.384	55.926	67.3	9:18.658	3		3:27.208	1:12.585	1:19.638	54.985	64.8	9:38.091
4		3:02.030	1:01.930	1:08.403	51.697	101.2	12:20.688	4		2:51.365	1:00.920	1:04.921	45.524	98.5	12:29.456
5		1:56.196	33.548	44.735	37.913	246.5	14:16.884	5		1:58.369	33.898	45.927	38.544	247.1	14:27.825
6		1:56.595	33.531	44.785	38.279	247.7	16:13.479	6		1:56.914	33.720	45.015	38.179	242.6	16:24.739
7		1:56.682	33.484	44.891	38.307	246.0	18:10.161	7		1:57.446	33.580	45.311	38.555	245.4	18:22.185
8		1:56.339	33.457	44.716	38.166	246.0	20:06.500	8		1:57.588	33.887	45.338	38.363	246.0	20:19.773
9		1:56.805	33.445	44.926	38.434	247.1	22:03.305	9		1:58.992	34.074	45.698	39.220	246.5	22:18.765
10		1:57.034	33.713	44.942	38.379	246.5	24:00.339	10		1:58.828	34.340	45.848	38.640	243.2	24:17.593
11		1:57.628	33.699	45.236	38.693	247.7	25:57.967	11		1:58.339	33.929	45.811	38.599	248.2	26:15.932
58 Dominik Baumann Hyundai i30 N TCR							88 Maxime Potty Volkswagen Golf GTI TCR								
Target Competition							Team WRT								
Lap	D	Time	Sector 1	Sector 2	Sector 3	T. Spd	Elapsed	Lap	D	Time	Sector 1	Sector 2	Sector 3	T. Spd	Elapsed
1		2:09.242	41.130	45.767	42.345	211.7	2:09.242	1		2:16.526	42.675	47.038	46.813	212.1	2:16.526
2		3:48.883	1:13.724	1:30.391	1:04.768	37.8	5:58.125	2		3:51.735	1:16.589	1:32.616	1:02.530	24.3	6:08.261
3		3:26.861	1:09.856	1:20.865	56.140	64.2	9:24.986	3		3:26.404	1:11.574	1:19.701	55.129	67.7	9:34.665
4		2:57.879	1:00.360	1:09.344	48.175	107.2	12:22.865	4		2:53.434	1:01.680	1:05.739	46.015	111.1	12:28.099
5		1:57.980	33.784	45.469	38.727	245.4	14:20.845	5		1:57.083	33.704	45.031	38.348	244.8	14:25.182
6		1:58.083	33.789	45.661	38.633	241.0	16:18.928	6		1:58.223	33.944	45.077	39.202	246.5	16:23.405
7		1:58.026	33.914	45.707	38.405	245.4	18:16.954	7		1:57.713	34.040	45.211	38.462	230.2	18:21.118
8		1:57.161	33.677	45.290	38.194	243.2	20:14.115	8		1:57.741	34.112	44.847	38.782	243.7	20:18.859
9		1:57.402	33.781	45.267	38.354	243.2	22:11.517	9		1:59.067	34.323	45.151	39.593	246.5	22:17.926
10		1:57.329	33.712	45.276	38.341	242.6	24:08.846	10		1:58.372	34.755	45.356	38.261	238.9	24:16.298
11		1:58.228	33.912	45.671	38.645	244.3	26:07.074	11		2:00.524	34.590	46.707	39.227	241.0	26:16.822
96 Abdulla Ali Al-Khelaifi CUPRA TCR							96 Abdulla Ali Al-Khelaifi CUPRA TCR								
QMMF Racing by PCR Sport							QMMF Racing by PCR Sport								
Lap	D	Time	Sector 1	Sector 2	Sector 3	T. Spd	Elapsed	Lap	D	Time	Sector 1	Sector 2	Sector 3	T. Spd	Elapsed





# Circuito de Barcelona

## TCR Europe

### Race - 1

#### Lap Analysis



<b>100</b>	Jack Young	Renault Mégane RS	<b>204</b>	Robin Vaks	Honda Civic Type R FK7 TCR
		Vuković Motorsport			ALM Honda Racing

Lap	D	Time	Sector 1	Sector 2	Sector 3	T. Spd	Elapsed	Lap	D	Time	Sector 1	Sector 2	Sector 3	T. Spd	Elapsed
1		2:05.935	40.337	45.349	40.249	206.5	2:05.935	1		2:16.931	43.293	47.041	46.597	215.5	2:16.931
2		3:46.988	1:12.611	1:29.693	1:04.684	51.0	5:52.923	2		3:51.908	1:17.037	1:32.577	1:02.294	23.1	6:08.839
3		3:27.585	1:10.896	1:20.642	56.047	66.1	9:20.508	3		3:26.652	1:11.724	1:19.935	54.993	68.3	9:35.491
4		3:01.173	1:01.447	1:08.851	50.875	91.2	12:21.681	4		2:53.233	1:01.589	1:05.514	46.130	116.3	12:28.724
5		<b>1:56.761</b>	33.734	<b>44.812</b>	<b>38.215</b>	244.3	14:18.442	5		1:58.948	34.263	46.022	<b>38.663</b>	239.4	14:27.672
6		1:57.219	33.828	45.116	38.275	245.4	16:15.661	6		<b>1:58.696</b>	34.300	<b>45.733</b>	38.663	236.3	16:26.368
7		1:57.041	<b>33.697</b>	45.011	38.333	244.8	18:12.702	7		2:00.493	34.172	46.613	39.708	239.4	18:26.861
8		1:57.999	33.994	45.625	38.380	242.6	20:10.701	8		1:58.856	<b>34.005</b>	46.018	38.833	240.5	20:25.717
9		1:57.440	33.932	45.283	38.225	242.1	22:08.141	9		1:59.406	34.192	46.046	39.168	237.3	22:25.123
10		1:57.392	33.850	45.150	38.392	241.0	24:05.533	10		1:59.405	34.167	46.272	38.966	236.3	24:24.528
11		1:58.128	34.053	45.377	38.698	241.6	26:03.661	11		2:00.003	34.136	46.298	39.569	236.3	26:24.531

<b>111</b>	Teddy Clairet	Peugeot 308 TCR	<b>216</b>	Evgeni Leonov	CUPRA TCR
		Team Clairet Sport			Tecnics Racing Team

Lap	D	Time	Sector 1	Sector 2	Sector 3	T. Spd	Elapsed	Lap	D	Time	Sector 1	Sector 2	Sector 3	T. Spd	Elapsed
1		2:05.520	39.700	45.635	40.185	201.8	2:05.520								
2		3:46.597	1:12.413	1:29.775	1:04.409	55.8	5:52.117								
3		3:27.513	1:10.958	1:20.380	56.175	62.2	9:19.630								
4		3:01.337	1:01.517	1:08.594	51.226	98.0	12:20.967								
5		<b>1:56.644</b>	33.772	<b>44.641</b>	38.231	244.3	14:17.611								
6		1:56.877	34.126	44.738	<b>38.013</b>	246.0	16:14.488								
7		2:00.826 P	<b>33.680</b>	44.878	42.268	245.4	18:15.314								
8		2:17.415	53.996	45.169	38.250	171.7	20:32.729								
9		1:58.052	33.979	45.749	38.324	243.7	22:30.781								
10		1:57.957	33.846	45.182	38.929	243.7	24:28.738								
11		1:57.611	34.001	45.217	38.393	242.1	26:26.349								

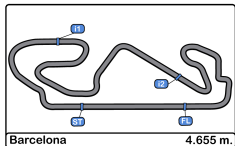
<b>112</b>	Jimmy Clairet	Peugeot 308 TCR	<b>223</b>	Mattias Vahtel	Honda Civic Type R FK7 TCR
		Team Clairet Sport			ALM Honda Racing

Lap	D	Time	Sector 1	Sector 2	Sector 3	T. Spd	Elapsed	Lap	D	Time	Sector 1	Sector 2	Sector 3	T. Spd	Elapsed
1		2:06.962	40.115	45.874	40.973	199.6	2:06.962								
2		3:46.862	1:12.943	1:29.504	1:04.415	45.9	5:53.824								
3		3:28.636	1:11.471	1:20.716	56.449	69.1	9:22.460								
4		2:59.344	1:00.104	1:09.367	49.873	110.9	12:21.804								
5		1:57.661	<b>33.871</b>	45.676	<b>38.114</b>	241.0	14:19.465								
6		2:06.559 P	34.403	46.255	45.901	242.6	16:26.024								
7		2:18.478	54.437	45.235	38.806	171.4	18:44.502								
8		1:57.622	33.993	45.380	38.249	242.6	20:42.124								
9		<b>1:57.345</b>	33.951	<b>45.023</b>	38.371	242.6	22:39.469								
10		1:58.768	34.021	45.549	39.198	242.6	24:38.237								
11		1:59.094	34.506	45.634	38.954	237.3	26:37.331								

<b>123</b>	Daniel Lloyd	Honda Civic Type R FK7 TCR	<b>224</b>	Gustavo Moura	Audi RS 3 LMS
		Brutal Fish Racing Team			Team Novadrivier

Lap	D	Time	Sector 1	Sector 2	Sector 3	T. Spd	Elapsed	Lap	D	Time	Sector 1	Sector 2	Sector 3	T. Spd	Elapsed
1		2:10.735	41.505	46.091	43.139	199.6	2:10.735								
2		3:48.932	1:14.033	1:31.211	1:03.688	41.5	5:59.667								
3		3:27.111	1:10.171	1:21.429	55.511	63.6	9:26.778								
4		2:57.129	1:00.923	1:08.524	47.682	98.8	12:23.907								
5		1:57.502	34.076	44.928	38.498	239.4	14:21.409								
6		1:57.786	33.823	45.433	38.530	241.0	16:19.195								
7		1:58.502	33.881	45.629	38.992	241.0	18:17.697								
8		1:57.226	<b>33.725</b>	45.314	<b>38.187</b>	238.4	20:14.923								
9		<b>1:57.030</b>	33.793	<b>44.863</b>	38.374	238.4	22:11.953								
10		1:58.033	33.786	45.408	38.839	239.4	24:09.986								
11		1:57.414	33.837	44.960	38.617	237.3	26:07.400								





Circuit de Barcelona  
 TCR Europe  
 Race - 1  
 Lap Analysis



226

Francisco Mora

CUPRA TCR

Veloso Motorsport

Lap	D	Time	Sector 1	Sector 2	Sector 3	T. Spd	Elapsed
1		2:11.843	41.720	46.491	43.632	210.1	2:11.843
2		3:48.949	1:13.966	1:31.338	1:03.645	36.2	6:00.792
3		3:26.819	1:09.978	1:21.199	55.642	64.2	9:27.611
4		2:57.014	1:01.130	1:08.504	47.380	107.6	12:24.625
5		<u>1:57.365</u>	34.009	<u>45.004</u>	<u>38.352</u>	240.0	14:21.990
6		1:58.251	33.940	45.060	39.251	240.0	16:20.241
7		1:57.831	<u>33.659</u>	45.311	38.861	241.0	18:18.072
8		1:57.629	33.948	45.183	38.498	240.0	20:15.701
9		1:57.804	34.101	45.171	38.532	241.0	22:13.505
10		1:57.852	33.993	45.269	38.590	239.4	24:11.357
11		1:58.068	33.940	45.358	38.770	240.5	26:09.425







Circuito de Barcelona

TCR Europe

Race - 1

Analysis by Lap



Num	Lap Time	Gap	Num	Lap Time	Gap	Num	Lap Time	Gap	Num	Lap Time	Gap	Num	Lap Time	Gap			
<b>Lap 1</b>																	
24	2:01.126		8	3:48.630	07.962	45	3:26.403	14.432	70	2:51.365	10.324	66	1:58.872	1 Lap	223	2:00.916	20.963
9	2:03.234	02.108	58	3:48.883	09.045	23	3:26.436	15.360	17	2:50.882	11.008	<b>Num Lap Time Gap</b>					
19	2:03.655	02.529	12	3:49.129	09.952	30	3:26.109	16.240	67	2:50.344	11.348	<b>Lap 6</b>			24	1:56.172	
55	2:04.723	03.597	123	3:48.932	10.587	25	3:26.333	17.143	7	2:49.097	11.795	9	1:56.545	01.129			
111	2:05.520	04.394	226	3:48.949	11.712	88	3:26.404	17.936	224	2:48.628	12.309	19	1:56.207	01.531			
100	2:05.935	04.809	5	3:49.811	13.285	204	3:26.652	18.762	27	2:48.309	12.516	55	1:56.595	02.274			
112	2:06.962	05.836	16	3:50.135	14.178	26	3:27.085	20.500	10	2:48.232	13.373	111	1:56.877	03.283			
50	2:07.995	06.869	45	3:50.984	15.678	70	3:27.208	21.362	66	2:48.991	1 Lap	100	1:57.219	04.456			
8	2:08.412	07.286	23	3:51.281	16.573	17	3:27.586	22.529	223	2:48.770	15.948	<b>Num Lap Time Gap</b>			50	1:56.944	04.656
58	2:09.242	08.116	30	3:51.542	17.780	67	3:27.410	23.407	<b>Lap 5</b>			12	1:57.713	07.104			
12	2:09.903	08.777	25	3:51.712	18.459	7	3:27.574	25.101	24	1:55.901		58	1:58.083	07.723			
123	2:10.735	09.609	88	3:51.735	19.181	224	3:28.045	26.084	9	1:56.243	00.756	123	1:57.786	07.990			
226	2:11.843	10.717	204	3:51.908	19.759	27	3:28.043	26.610	19	1:56.274	01.496	226	1:58.251	09.036			
5	2:12.554	11.428	26	3:52.666	21.064	10	3:27.574	27.544	55	1:56.196	01.851	5	1:58.477	10.156			
16	2:13.123	11.997	70	3:52.830	21.803	66	3:27.478	1 Lap	111	1:56.644	02.578	45	1:58.564	10.453			
45	2:13.774	12.648	17	3:53.002	22.592	223	3:27.136	29.581	100	1:56.761	03.409	30	1:58.351	11.531			
23	2:14.372	13.246	67	3:53.344	23.646	<b>Num Lap Time Gap</b>			50	1:56.729	03.884	23	1:59.276	11.716			
30	2:15.318	14.192	7	3:53.899	25.176	<b>Lap 4</b>			112	1:57.661	04.432	25	1:58.306	11.985			
25	2:15.827	14.701	224	3:53.411	25.688	24	3:02.403		8	1:57.327	04.760	88	1:58.223	12.200			
88	2:16.526	15.400	27	3:43.759	26.216	9	3:02.427	00.414	12	1:57.226	05.563	70	1:56.914	13.534			
204	2:16.931	15.805	10	3:39.345	27.619	19	3:02.191	01.123	58	1:57.980	05.812	112	2:06.559	14.819			
26	2:17.478	16.352	66	6:17.889	1 Lap	55	3:02.030	01.556	123	1:57.502	06.376	204	1:58.696	15.163			
70	2:18.053	16.927	223	3:54.562	30.094	111	3:01.337	01.835	226	1:57.365	06.957	67	1:57.999	15.602			
17	2:18.670	17.544	<b>Num Lap Time Gap</b>			100	3:01.173	02.549	5	1:57.797	07.851	26	1:59.117	16.321			
67	2:19.382	18.256	<b>Lap 3</b>			112	2:59.344	02.672	45	1:57.030	08.061	17	1:58.944	16.931			
7	2:20.357	19.231	24	3:27.649		50	2:59.018	03.056	23	1:56.658	08.612	27	1:58.432	17.147			
224	2:21.357	20.231	9	3:27.493	00.390	8	2:58.599	03.334	30	1:56.943	09.352	7	1:58.167	17.598			
223	2:24.612	23.486	19	3:27.844	01.335	58	2:57.879	03.733	25	1:57.098	09.851	10	1:59.274	20.397			
27	2:31.537	30.411	55	3:27.506	01.929	12	2:57.622	04.238	88	1:57.083	10.149	224	2:00.699	21.165			
10	2:37.354	36.228	111	3:27.513	02.901	123	2:57.129	04.775	204	1:58.948	12.639	66	1:59.665	1 Lap			
<b>Num Lap Time Gap</b>			100	3:27.585	03.779	226	2:57.014	05.493	70	1:58.369	12.792	223	2:00.732	25.523			
<b>Lap 2</b>			112	3:28.636	05.731	5	2:56.517	05.955	26	1:59.236	13.376	8	2:35.102	43.690			
24	3:47.954		50	3:26.974	06.441	16	2:55.578	06.415	67	1:58.328	13.775	<b>Num Lap Time Gap</b>					
9	3:46.392	00.546	8	3:26.825	07.138	45	2:54.903	06.932	17	1:59.052	14.159	<b>Lap 7</b>					
19	3:46.565	01.140	58	3:26.861	08.257	23	2:54.898	07.855	27	1:58.272	14.887	24	1:56.448				
55	3:46.429	02.072	12	3:26.716	09.019	30	2:54.473	08.310	7	1:59.709	15.603	9	1:56.388	01.069			
111	3:46.597	03.037	123	3:27.111	10.049	25	2:53.914	08.654	224	2:00.230	16.638	19	1:56.518	01.601			
100	3:46.988	03.843	226	3:26.819	10.882	88	2:53.434	08.967	10	1:59.823	17.295	55	1:56.682	02.508			
112	3:46.862	04.744	5	3:26.205	11.841	204	2:53.233	09.592									





Circuito de Barcelona

TCR Europe

Race - 1

Analysis by Lap



Num	Lap Time	Gap	Num	Lap Time	Gap	Num	Lap Time	Gap	Num	Lap Time	Gap
100	1:57.041	05.049	88	1:57.741	14.562	223	1:59.847	35.582	100	1:58.128	08.402
50	1:57.757	05.965	25	1:57.918	15.269	112	1:57.345	38.400	12	1:57.425	09.900
111	2:00.826	07.661	70	1:57.588	15.476	27	4:01.657	1 Lap	50	1:58.283	11.337
12	1:57.071	07.727	67	1:57.261	18.605	30	4:08.610	1 Lap	58	1:58.228	11.815
58	1:58.026	09.301	26	1:57.521	19.512	<b>Num Lap Time Gap</b>			123	1:57.414	12.141
123	1:58.502	10.044	204	1:58.856	21.420	<b>Lap 10</b>			226	1:58.068	14.166
226	1:57.831	10.419	17	1:59.164	22.130	24	1:56.837		45	1:57.962	14.536
5	1:57.797	11.505	7	1:59.341	22.639	9	1:57.296	01.639	5	1:58.993	18.242
45	1:57.906	11.911	10	1:57.826	23.159	19	1:57.202	02.003	23	1:58.814	18.715
23	1:57.263	12.531	66	1:58.785	1 Lap	55	1:57.034	02.433	25	1:58.369	20.409
88	1:57.713	13.465	111	2:17.415	28.432	100	1:57.392	07.627	70	1:58.339	20.673
25	1:58.458	13.995	224	2:00.795	29.915	12	1:57.892	09.828	88	2:00.524	21.563
70	1:57.446	14.532	223	1:59.666	32.507	50	1:59.003	10.407	67	1:58.488	21.630
67	1:58.834	17.988	112	1:57.622	37.827	58	1:57.329	10.940	26	1:57.993	22.816
26	1:58.762	18.635	<b>Num Lap Time Gap</b>			123	1:58.033	12.080	204	2:00.003	29.272
204	2:00.493	19.208	<b>Lap 9</b>			226	1:57.852	13.451	17	1:59.751	29.789
17	1:59.127	19.610	24	1:56.772		45	1:57.155	13.927	7	2:00.235	30.842
7	1:58.792	19.942	9	1:56.817	01.180	5	1:58.200	16.602	111	1:57.611	31.090
10	1:58.028	21.977	19	1:56.771	01.638	23	1:58.002	17.254	10	2:01.983	36.060
66	1:58.979	1 Lap	55	1:56.805	02.236	88	1:58.372	18.392	223	2:00.226	41.750
224	2:01.047	25.764	100	1:57.440	07.072	25	1:58.761	19.393	112	1:59.094	42.072
223	2:00.410	29.485	50	1:58.087	08.241	70	1:58.828	19.687	27	1:57.727	1 Lap
27	2:15.654	36.353	12	1:57.285	08.773	67	1:57.607	20.495	224	2:03.196	46.101
112	2:18.478	36.849	58	1:57.402	10.448	26	1:58.022	22.176	30	1:56.774	1 Lap
30	2:41.017	56.100	123	1:57.030	10.884	204	1:59.405	26.622	<b>Num Lap Time Gap</b>		
<b>Lap 8</b>			226	1:57.804	12.436	17	1:59.495	27.391	<b>Lap 8</b>		
24	1:56.644		45	1:57.184	13.609	7	1:59.738	27.960	24	1:56.644	
9	1:56.710	01.135	5	1:58.112	15.239	111	1:57.957	30.832	9	1:56.710	01.135
19	1:56.682	01.639	23	1:58.596	16.089	10	2:03.000	31.430	19	1:56.682	01.639
55	1:56.339	02.203	88	1:59.067	16.857	223	2:00.132	38.877	55	1:56.339	02.203
100	1:57.999	06.404	25	1:58.972	17.469	224	2:02.122	40.258	100	1:57.999	06.404
50	1:57.605	06.926	70	1:58.992	17.696	112	1:58.768	40.331	50	1:57.605	06.926
12	1:57.177	08.260	67	1:57.892	19.725	27	1:56.765	1 Lap	12	1:57.177	08.260
58	1:57.161	09.818	26	1:58.251	20.991	30	1:57.351	1 Lap	58	1:57.161	09.818
123	1:57.226	10.626	204	1:59.406	24.054	<b>Num Lap Time Gap</b>			123	1:57.226	10.626
226	1:57.629	11.404	17	1:59.375	24.733	<b>Lap 11</b>			226	1:57.629	11.404
45	1:57.930	13.197	7	1:59.192	25.059	24	1:57.353		45	1:57.930	13.197
5	1:59.038	13.899	10	1:58.880	25.267	9	1:57.015	01.301	5	1:59.038	13.899
23	1:58.378	14.265	111	1:58.052	29.712	19	1:57.245	01.895	23	1:58.378	14.265
			224	2:01.830	34.973	55	1:57.628	02.708			





# Circuito de Barcelona

## TCR Europe

### Race - 1

#### Best Sectors Results



Sector - 1				Sector - 2				Sector - 3				Ideal Lap vs Best Lap			
Clas	Nº	Driver	Time	Nº	Driver	Time	Nº	Driver	Time	Clas	Nº	Driver	Ideal Lap	Best Lap	Clas
1	19	Andreas Bäckman	33.380	24	Julien Briché	44.401	24	Julien Briché	37.727	1	24	Julien Briché	1:55.747	1:55.901	1
2	9	Josh Files	33.425	111	Teddy Clairet	44.641	9	Josh Files	37.901	2	9	Josh Files	1:55.968	1:56.243	4
3	55	Santiago Urrutia	33.445	9	Josh Files	44.642	50	Tom Coronel	37.911	3	19	Andreas Bäckman	1:56.053	1:56.207	3
4	45	Gianni Morbidelli	33.459	55	Santiago Urrutia	44.716	55	Santiago Urrutia	37.913	4	55	Santiago Urrutia	1:56.074	1:56.196	2
5	12	Nelson Panciatici	33.508	19	Andreas Bäckman	44.738	19	Andreas Bäckman	37.935	5	111	Teddy Clairet	1:56.334	1:56.644	5
6	70	Mat'o Homola	33.580	27	John Filippi	44.780	30	Luca Filippi	37.963	6	27	John Filippi	1:56.418	1:56.765	9
7	27	John Filippi	33.588	100	Jack Young	44.812	111	Teddy Clairet	38.013	7	23	Tamás Tenke	1:56.605	1:56.658	6
8	26	Jessica Bäckman	33.601	23	Tamás Tenke	44.823	23	Tamás Tenke	38.045	8	50	Tom Coronel	1:56.631	1:56.729	7
9	24	Julien Briché	33.619	88	Maxime Potty	44.847	27	John Filippi	38.050	9	30	Luca Filippi	1:56.657	1:56.774	10
10	22	Francisco Mora	33.659	123	Daniel Lloyd	44.863	112	Jimmy Clairet	38.114	10	100	Jack Young	1:56.724	1:56.761	8
11	50	Tom Coronel	33.662	45	Gianni Morbidelli	44.952	8	Luca Engstler	38.164	11	45	Gianni Morbidelli	1:56.761	1:57.030	13
12	58	Dominik Baumann	33.677	12	Nelson Panciatici	44.964	70	Mat'o Homola	38.179	12	12	Nelson Panciatici	1:56.763	1:57.071	14
13	11	Teddy Clairet	33.680	226	Francisco Mora	45.004	123	Daniel Lloyd	38.187	13	70	Mat'o Homola	1:56.774	1:56.914	11
14	30	Luca Filippi	33.686	30	Luca Filippi	45.008	58	Dominik Baumann	38.194	14	123	Daniel Lloyd	1:56.775	1:57.030	12
15	10	Jack Young	33.697	70	Mat'o Homola	45.015	100	Jack Young	38.215	15	88	Maxime Potty	1:56.812	1:57.083	15
16	88	Maxime Potty	33.704	112	Jimmy Clairet	45.023	88	Maxime Potty	38.261	16	112	Jimmy Clairet	1:57.008	1:57.345	20
17	12	Daniel Lloyd	33.725	50	Tom Coronel	45.058	12	Nelson Panciatici	38.291	17	226	Francisco Mora	1:57.015	1:57.365	21
18	25	Natan Bihel	33.731	25	Natan Bihel	45.058	25	Natan Bihel	38.309	18	25	Natan Bihel	1:57.098	1:57.098	16
19	23	Tamás Tenke	33.737	8	Luca Engstler	45.095	67	Zsolt Dávid Szabó	38.313	19	58	Dominik Baumann	1:57.138	1:57.161	17
20	17	Martin Ryba	33.737	67	Zsolt Dávid Szabó	45.149	45	Gianni Morbidelli	38.350	20	26	Jessica Bäckman	1:57.206	1:57.521	22
21	67	Zsolt Dávid Szabó	33.772	26	Jessica Bäckman	45.161	226	Francisco Mora	38.352	21	67	Zsolt Dávid Szabó	1:57.234	1:57.261	18
22	5	Alex Morgan	33.790	10	Viktor Davidovski	45.178	5	Alex Morgan	38.425	22	8	Luca Engstler	1:57.268	1:57.327	19
23	11	Jimmy Clairet	33.871	5	Alex Morgan	45.237	26	Jessica Bäckman	38.444	23	5	Alex Morgan	1:57.452	1:57.797	23
24	10	Viktor Davidovski	33.949	58	Dominik Baumann	45.267	17	Martin Ryba	38.477	24	10	Viktor Davidovski	1:57.826	1:57.826	24
25	20	Robin Vaks	34.005	7	Aurélien Comte	45.341	7	Aurélien Comte	38.617	25	17	Martin Ryba	1:57.931	1:58.944	28
26	8	Luca Engstler	34.009	66	Gilles Colombani	45.676	66	Gilles Colombani	38.624	26	7	Aurélien Comte	1:58.061	1:58.167	25
27	7	Aurélien Comte	34.103	17	Martin Ryba	45.717	204	Robin Vaks	38.663	27	204	Robin Vaks	1:58.401	1:58.696	26
28	66	Gilles Colombani	34.173	204	Robin Vaks	45.733	10	Viktor Davidovski	38.699	28	66	Gilles Colombani	1:58.473	1:58.785	27
29	22	Gustavo Moura	34.507	223	Mattias Vahtel	46.076	223	Mattias Vahtel	38.875	29	223	Mattias Vahtel	1:59.516	1:59.666	29
30	22	Mattias Vahtel	34.565	224	Gustavo Moura	46.178	224	Gustavo Moura	39.076	30	224	Gustavo Moura	1:59.761	2:00.230	30
31	16	Gilles Magnus	41.189	16	Gilles Magnus	47.189	16	Gilles Magnus	44.745	31	16	Gilles Magnus	2:13.123	2:13.123	31
32	46	Olli Kangas	43.633	46	Olli Kangas	Transpo	46	Olli Kangas	Transpo	32	46	Olli Kangas	Transpo	Transpo	32
33	96	Abdulla Ali Al-Khelaifi	Transpo	96	Abdulla Ali Al-Khelaifi	Transpo	96	Abdulla Ali Al-Khelaifi	Transpo	33	96	Abdulla Ali Al-Khelaifi	Transpo	Transpo	33
34	21	Evgeni Leonov	Transpo	216	Evgeni Leonov	Transpo	216	Evgeni Leonov	Transpo	34	216	Evgeni Leonov	Transpo	Transpo	34



Circuit de Barcelona  
 TCR Europe  
 Race - 1  
 Leader Sequence



Nº	Driver	Nat	Team	Nat	Vehicle	Start Lap	End Lap	Laps	Total Laps
24	Julien Bricé	FRA	JSB Compétition	FRA	Peugeot 308 TCR	1	11	11	11





# Circuit de Barcelona

## TCR Europe

### Race - 1

#### Best 5 Lap Times



Cls	Nº	Driver	Nat	Team	Nat	Vehicle	Best 1		Best 2		Best 3		Best 4		Best 5	
							Time	Lap	Time	Lap	Time	Lap	Time	Lap	Time	Lap
1	24	Julien Briché	FRA	JSB Compétition	FRA	Peugeot 308 TCR	1:55.901	5	1:56.172	6	1:56.448	7	1:56.644	8	1:56.772	9
2	55	Santiago Urrutia	URU	Team WRT	URU	Audi RS 3 LMS	1:56.196	5	1:56.339	8	1:56.595	6	1:56.682	7	1:56.805	9
3	19	Andreas Bäckman	SW	Target Competition	SW	Hyundai i30 N TCR	1:56.207	6	1:56.274	5	1:56.518	7	1:56.682	8	1:56.771	9
4	9	Josh Files	GBR	Target Competition	GBR	Hyundai i30 N TCR	1:56.243	5	1:56.388	7	1:56.545	6	1:56.710	8	1:56.817	9
5	111	Teddy Clairet	FRA	Team Clairet Sport	FRA	Peugeot 308 TCR	1:56.644	5	1:56.877	6	1:57.611	11	1:57.957	10	1:58.052	9
6	23	Tamás Tenke	HUN	Zengő Motorsport	HUN	CUPRA TCR	1:56.658	5	1:57.263	7	1:58.002	10	1:58.378	8	1:58.596	9
7	50	Tom Coronel	NED	Boutsen Ginion Racing	NLD	Honda Civic Type R FK7 TCR	1:56.729	5	1:56.944	6	1:57.605	8	1:57.757	7	1:58.087	9
8	100	Jack Young	GBR	Vuković Motorsport	GBR	Renault Mégane RS	1:56.761	5	1:57.041	7	1:57.219	6	1:57.392	10	1:57.440	9
9	27	John Filippi	FRA	PCR Sport	FRA	CUPRA TCR	1:56.765	9	1:57.727	10	1:58.272	5	1:58.432	6	2:15.654	7
10	30	Luca Filippi	ITA	BRC Racing Team	ITA	Hyundai i30 N TCR	1:56.774	10	1:56.943	5	1:57.351	9	1:58.351	6	2:15.318	1
11	70	Mat'o Homola	SVK	Target Competition	SVK	Hyundai i30 N TCR	1:56.914	6	1:57.446	7	1:57.588	8	1:58.339	11	1:58.369	5
12	45	Gianni Morbidelli	ITA	WestCoast Racing	ITA	Volkswagen Golf GTI TCR	1:57.030	5	1:57.155	10	1:57.184	9	1:57.906	7	1:57.930	8
13	123	Daniel Lloyd	GBR	Brutal Fish Racing Team	GBR	Honda Civic Type R FK7 TCR	1:57.030	9	1:57.226	8	1:57.414	11	1:57.502	5	1:57.786	6
14	12	Nelson Panciatici	FRA	M Racing	FRA	Hyundai i30 N TCR	1:57.071	7	1:57.177	8	1:57.226	5	1:57.285	9	1:57.425	11
15	88	Maxime Potty	BEL	Team WRT	BEL	Volkswagen Golf GTI TCR	1:57.083	5	1:57.713	7	1:57.741	8	1:58.223	6	1:58.372	10
16	25	Natan Bihel	FRA	M Racing	FRA	Hyundai i30 N TCR	1:57.098	5	1:57.918	8	1:58.306	6	1:58.369	11	1:58.458	7
17	58	Dominik Baumann	AUT	Target Competition	AUT	Hyundai i30 N TCR	1:57.161	8	1:57.329	10	1:57.402	9	1:57.980	5	1:58.026	7
18	67	Zsolt Dávid Szabó	HUN	M1RA Motorsport	HUN	Hyundai i30 N TCR	1:57.261	8	1:57.607	10	1:57.892	9	1:57.999	6	1:58.328	5
19	8	Luca Engstler	GER	M1RA Motorsport	GER	Hyundai i30 N TCR	1:57.327	5	2:08.412	1	2:35.102	6	2:58.599	4	3:26.825	3
20	112	Jimmy Clairet	FRA	Team Clairet Sport	FRA	Peugeot 308 TCR	1:57.345	9	1:57.622	8	1:57.661	5	1:58.768	10	1:59.094	11
21	226	Francisco Mora	PRT	Veloso Motorsport	PRT	CUPRA TCR	1:57.365	5	1:57.629	8	1:57.804	9	1:57.831	7	1:57.852	10
22	26	Jessica Bäckman	SW	Target Competition	SW	Hyundai i30 N TCR	1:57.521	8	1:57.993	11	1:58.022	10	1:58.251	9	1:58.762	7
23	5	Alex Morgan	GBR	Wolf-Power Racing	GBR	CUPRA TCR	1:57.797	5	1:57.797	7	1:58.112	9	1:58.200	10	1:58.477	6
24	10	Viktor Davidovski	MKD	PSS Racing Team	MKD	Honda Civic Type R FK7 TCR	1:57.826	8	1:58.028	7	1:58.880	9	1:59.274	6	1:59.823	5
25	7	Aurélien Comte	FRA	DG Sport Compétition	FRA	Peugeot 308 TCR	1:58.167	6	1:58.792	7	1:59.192	9	1:59.341	8	1:59.709	5
26	204	Robin Vaks	EST	ALM Honda Racing	EST	Honda Civic Type R FK7 TCR	1:58.696	6	1:58.856	8	1:58.948	5	1:59.405	10	1:59.406	9
27	66	Gilles Colombani	FRA	Team Clairet Sport	FRA	Peugeot 308 TCR	1:58.785	7	1:58.872	4	1:58.979	6	1:59.665	5	2:48.991	3
28	17	Martin Ryba	SVK	Brutal Fish Racing Team	SVK	Honda Civic Type R FK7 TCR	1:58.944	6	1:59.052	5	1:59.127	7	1:59.164	8	1:59.375	9
29	223	Mattias Vahtel	EST	ALM Honda Racing	EST	Honda Civic Type R FK7 TCR	1:59.666	8	1:59.847	9	2:00.132	10	2:00.226	11	2:00.410	7
30	224	Gustavo Moura	PRT	Team Novadrider	PRT	Audi RS 3 LMS	2:00.230	5	2:00.699	6	2:00.795	8	2:01.047	7	2:01.830	9
31	16	Gilles Magnus	BEL	Comtoy Racing	BEL	Audi RS 3 LMS	2:13.123	1	2:55.578	4	3:26.711	3	3:50.135	2		
32	46	Olli Kangas	FIN	WestCoast Racing	FIN	Volkswagen Golf GTI TCR										
33	96	Abdulla Ali Al-	QAT	QMMF Racing by PCR Sport	QAT	CUPRA TCR										
34	216	Evgeni Leonov	ESP	Tecnicars Racing Team	ESP	CUPRA TCR										





# Circuito de Barcelona

## TCR Europe

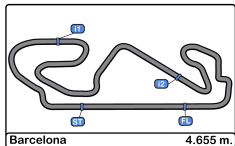
### Race - 1

#### Best 5 Top Speeds



Cls	Nº	Driver	Nat	Team	Nat	Vehicle	Top 1		Top 2		Top 3		Top 4		Top 5		Avg
							Km/h	Lap	Km/h	Lap	Km/h	Lap	Km/h	Lap	Km/h	Lap	
1	25	Natan Bihel	FRA	M Racing	FRA	Hyundai i30 N TCR	248.8	6	248.8	10	248.2	5	248.2	8	247.1	9	248.2
2	16	Gilles Magnus	BEL	Comtoyou Racing	BEL	Audi RS 3 LMS	248.2	5	206.5	1	107.1	4	54.6	3	31.9	2	129.6
3	67	Zsolt Dávid Szabó	HUN	M1RA Motorsport	HUN	Hyundai i30 N TCR	248.2	6	247.1	11	246.5	5	244.8	10	243.7	9	246.1
4	70	Mat'o Homola	SVK	Target Competition	SVK	Hyundai i30 N TCR	248.2	11	247.1	5	246.5	9	246.0	8	245.4	7	246.6
5	55	Santiago Urrutia	URU	Team WRT	URU	Audi RS 3 LMS	247.7	6	247.7	11	247.1	9	246.5	5	246.5	10	247.1
6	19	Andreas Bäckman	SW	Target Competition	SW	Hyundai i30 N TCR	247.1	7	247.1	8	246.5	10	246.0	6	246.0	9	246.5
7	27	John Filippi	FRA	PCR Sport	FRA	CUPRA TCR	247.1	5	244.8	6	241.0	10	240.0	9	239.4	7	242.5
8	5	Alex Morgan	GBR	Wolf-Power Racing	GBR	CUPRA TCR	246.5	5	245.4	9	244.8	6	244.8	8	243.7	7	245.1
9	7	Aurélien Comte	FRA	DG Sport Compétition	FRA	Peugeot 308 TCR	246.5	5	245.4	8	244.8	6	243.7	7	243.7	9	244.9
10	26	Jessica Bäckman	SW	Target Competition	SW	Hyundai i30 N TCR	246.5	8	245.4	9	244.8	11	243.2	7	243.2	10	244.6
11	88	Maxime Potty	BEL	Team WRT	BEL	Volkswagen Golf GTI TCR	246.5	6	246.5	9	244.8	5	243.7	8	241.0	11	244.5
12	224	Gustavo Moura	PRT	Team Novadrivier	PRT	Audi RS 3 LMS	246.5	5	241.6	8	241.0	7	241.0	9	240.5	11	242.1
13	12	Nelson Panciatici	FRA	M Racing	FRA	Hyundai i30 N TCR	246.0	5	244.8	6	244.8	7	243.7	8	243.7	9	244.6
14	23	Tamás Tenke	HUN	Zengő Motorsport	HUN	CUPRA TCR	246.0	9	244.8	6	244.3	8	243.2	5	243.2	11	244.3
15	45	Gianni Morbidelli	ITA	WestCoast Racing	ITA	Volkswagen Golf GTI TCR	246.0	7	244.8	6	244.3	5	244.3	8	243.7	11	244.6
16	111	Teddy Claret	FRA	Team Claret Sport	FRA	Peugeot 308 TCR	246.0	6	245.4	7	244.3	5	243.7	9	243.7	10	244.6
17	30	Luca Filippi	ITA	BRC Racing Team	ITA	Hyundai i30 N TCR	245.4	5	244.3	6	240.5	7	236.8	10	236.3	9	240.6
18	58	Dominik Baumann	AUT	Target Competition	AUT	Hyundai i30 N TCR	245.4	5	245.4	7	244.3	11	243.2	8	243.2	9	244.3
19	100	Jack Young	GBR	Vuković Motorsport	GBR	Renault Mégane RS	245.4	6	244.8	7	244.3	5	242.6	8	242.1	9	243.9
20	9	Josh Files	GBR	Target Competition	GBR	Hyundai i30 N TCR	244.8	5	243.7	6	243.7	7	243.7	8	242.6	9	243.7
21	8	Luca Engstler	GER	M1RA Motorsport	GER	Hyundai i30 N TCR	244.3	5	244.3	6	209.7	1	95.4	4	70.1	3	172.8
22	17	Martin Ryba	SVK	Brutal Fish Racing Team	SVK	Honda Civic Type R FK7 TCR	243.7	6	243.7	7	242.1	8	241.0	5	239.4	9	242.0
23	10	Viktor Davidovski	MKD	PSS Racing Team	MKD	Honda Civic Type R FK7 TCR	242.6	9	240.5	6	239.4	5	239.4	8	238.9	7	240.2
24	112	Jimmy Claret	FRA	Team Claret Sport	FRA	Peugeot 308 TCR	242.6	6	242.6	8	242.6	9	242.6	10	241.0	5	242.3
25	66	Gilles Colombani	FRA	Team Claret Sport	FRA	Peugeot 308 TCR	242.1	5	241.6	6	241.0	4	240.0	7	237.3	8	240.4
26	24	Julien Briché	FRA	JSB Compétition	FRA	Peugeot 308 TCR	241.6	6	241.0	5	240.5	7	240.0	11	238.9	9	240.4
27	50	Tom Coronel	NED	Boutsen Ginion Racing	NLD	Honda Civic Type R FK7 TCR	241.0	5	239.4	6	238.4	7	237.8	8	237.3	11	238.8
28	123	Daniel Lloyd	GBR	Brutal Fish Racing Team	GBR	Honda Civic Type R FK7 TCR	241.0	6	241.0	7	239.4	5	239.4	10	238.4	8	239.8
29	226	Francisco Mora	PRT	Veloso Motorsport	PRT	CUPRA TCR	241.0	7	241.0	9	240.5	11	240.0	5	240.0	6	240.5
30	204	Robin Vaks	EST	ALM Honda Racing	EST	Honda Civic Type R FK7 TCR	240.5	8	239.4	5	239.4	7	237.3	9	236.3	6	238.6
31	223	Mattias Vahtel	EST	ALM Honda Racing	EST	Honda Civic Type R FK7 TCR	236.8	5	235.2	10	234.7	6	234.7	8	234.7	9	235.2
32	46	Olli Kangas	FIN	WestCoast Racing	FIN	Volkswagen Golf GTI TCR	206.8	1									206.8
33	96	Abdulla Ali Al-	QAT	QMMF Racing by PCR Sport	QAT	CUPRA TCR	185.8	1									185.8
34	216	Evgeni Leonov	ESP	Tecnicars Racing Team	ESP	CUPRA TCR	175.3	1									175.3





Circuito de Barcelona  
TCR Europe  
Race - 1  
Fastest Laps Sequence



Lap	Time of Day	Session Time	N°	Driver	Nat	Team	Nat	Vehicle	Time	Km/h
5	17:43:36.244	14:15.244	24	Julien Briché	FRA	JSB Compétition	FRA	Peugeot 308 TCR	1:55.901	144.5





# Circuit de Barcelona

## TCR Europe

### Race - 1

#### Event Best Maximum Speed



Nº	Driver	Nat	Team	Nat	Vehicle	Km/h	Session
25	Natan Bihel	FRA	M Racing	FRA	Hyundai i30 N TCR	248.8	Race - 1
16	Gilles Magnus	BEL	Comtoyou Racing	BEL	Audi RS 3 LMS	248.2	Race - 1
67	Zsolt Dávid Szab	HUN	M1RA Motorsport	HUN	Hyundai i30 N TCR	248.2	Race - 1
70	Mat'ó Homola	SVK	Target Competition	SVK	Hyundai i30 N TCR	248.2	Race - 1
55	Santiago Urrutia	URU	Team WRT	URU	Audi RS 3 LMS	247.7	Race - 1
27	John Filippi	FRA	PCR Sport	FRA	CUPRA TCR	247.1	Race - 1
19	Andreas Bäckma	SWE	Target Competition	SWE	Hyundai i30 N TCR	247.1	Race - 1
5	Alex Morgan	GBR	Wolf-Power Racing	GBR	CUPRA TCR	246.5	Race - 1
7	Aurélien Comte	FRA	DG Sport Compétition	FRA	Peugeot 308 TCR	246.5	Race - 1
224	Gustavo Moura	PRT	Team Novadrivier	PRT	Audi RS 3 LMS	246.5	Race - 1
88	Maxime Potty	BEL	Team WRT	BEL	Volkswagen Golf GTI TCR	246.5	Race - 1
26	Jessica Bäckman	SWE	Target Competition	SWE	Hyundai i30 N TCR	246.5	Race - 1
12	Nelson Panciatici	FRA	M Racing	FRA	Hyundai i30 N TCR	246.0	Race - 1
111	Teddy Clairet	FRA	Team Clairet Sport	FRA	Peugeot 308 TCR	246.0	Race - 1
45	Gianni Morbidelli	ITA	WestCoast Racing	ITA	Volkswagen Golf GTI TCR	246.0	Race - 1
23	Tamás Tenke	HUN	Zengő Motorsport	HUN	CUPRA TCR	246.0	Race - 1
58	Dominik Bauman	AUT	Target Competition	AUT	Hyundai i30 N TCR	245.4	Race - 1
30	Luca Filippi	ITA	BRC Racing Team	ITA	Hyundai i30 N TCR	245.4	Race - 1
100	Jack Young	GBR	Vuković Motorsport	GBR	Renault Mégane RS	245.4	Race - 1
9	Josh Files	GBR	Target Competition	GBR	Hyundai i30 N TCR	244.8	Race - 1
8	Luca Engstler	GER	M1RA Motorsport	GER	Hyundai i30 N TCR	244.3	Race - 1
17	Martin Ryba	SVK	Brutal Fish Racing Team	SVK	Honda Civic Type R FK7 TCR	243.7	Race - 1
24	Julien Briché	FRA	JSB Compétition	FRA	Peugeot 308 TCR	242.6	Free Practice - 1
112	Jimmy Clairet	FRA	Team Clairet Sport	FRA	Peugeot 308 TCR	242.6	Free Practice - 2
10	Viktor Davidovski	MKD	PSS Racing Team	MKD	Honda Civic Type R FK7 TCR	242.6	Race - 1
66	Gilles Colombani	FRA	Team Clairet Sport	FRA	Peugeot 308 TCR	242.1	Race - 1
96	Abdulla Ali Al-Kh	QAT	QMMF Racing by PCR Sport	QAT	CUPRA TCR	241.0	Free Practice - 1
50	Tom Coronel	NLD	Boutsen Ginion Racing	NED	Honda Civic Type R FK7 TCR	241.0	Race - 1
123	Daniel Lloyd	GBR	Brutal Fish Racing Team	GBR	Honda Civic Type R FK7 TCR	241.0	Race - 1
226	Francisco Mora	PRT	Veloso Motorsport	PRT	CUPRA TCR	241.0	Race - 1
46	Olli Kangas	FIN	WestCoast Racing	FIN	Volkswagen Golf GTI TCR	240.5	Free Practice - 2
204	Robin Vaks	EST	ALM Honda Racing	EST	Honda Civic Type R FK7 TCR	240.5	Race - 1
216	Evgeni Leonov	ESP	Tecnicars Racing Team	ESP	CUPRA TCR	240.0	Free Practice - 2
21	Marie Baus-Copp	FRA	JSB Compétition	FRA	CUPRA TCR	237.3	Free Practice - 2
223	Mattias Vahtel	EST	ALM Honda Racing	EST	Honda Civic Type R FK7 TCR	236.8	Race - 1







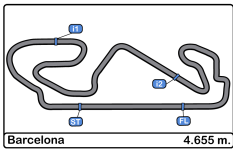
Circuito de Barcelona  
 TCR Europe  
 Race - 1  
 Lap Chart



LAP

Nr	Pos	Grid	1	2	3	4	5	6	7	8	9	10	11
19	1	19	24	24	24	24	24	24	24	24	24	24	24
9	2	9	9	9	9	9	9	9	9	9	9	9	9
24	3	24	19	19	19	19	19	19	19	19	19	19	19
55	4	55	55	55	55	55	55	55	55	55	55	55	55
112	5	112	111	111	111	111	111	111	100	100	100	100	100
111	6	111	100	100	100	100	100	100	50	50	50	12	12
50	7	50	112	112	112	112	50	50	111	12	12	50	50
100	8	100	50	50	50	50	112	12	12	58	58	58	58
16	9	16	8	8	8	8	8	58	58	123	123	123	123
123	10	123	58	58	58	58	12	123	123	226	226	226	226
58	11	58	12	12	12	12	58	226	226	45	45	45	45
8	12	8	123	123	123	123	123	5	5	5	5	5	5
12	13	12	226	226	226	226	226	45	45	23	23	23	23
5	14	5	5	5	5	5	5	30	23	88	88	88	25
88	15	88	16	16	16	16	45	23	88	25	25	25	70
26	16	26	45	45	45	45	23	25	25	70	70	70	88
226	17	226	23	23	23	23	30	88	70	67	67	67	67
30	18	30	30	30	30	30	25	70	67	26	26	26	26
45	19	45	25	25	25	25	88	112	26	204	204	204	204
25	20	25	88	88	88	88	204	204	204	17	17	17	17
27	21	27	204	204	204	204	70	67	17	7	7	7	7
21	22	21	26	26	26	26	26	26	7	10	10	111	111
23	23	23	70	70	70	70	67	17	10	111	111	10	10
10	24	10	17	17	17	17	17	27	224	224	224	223	223
70	25	70	67	67	67	67	27	7	223	223	223	224	112
204	26	204	7	7	7	7	7	10	27	112	112	112	224
216	27	216	224	224	224	224	224	224	112	27	27	27	
17	28	17	223	27	27	27	10	223	30	30	30	30	
223	29	223	27	10	10	10	223	8	66				
66	30	66	10	223	223	223	66	66					
224	31	224	66	66	66	66							
96	32	96											
46	33	46											
67	34	67											
7	35	7											

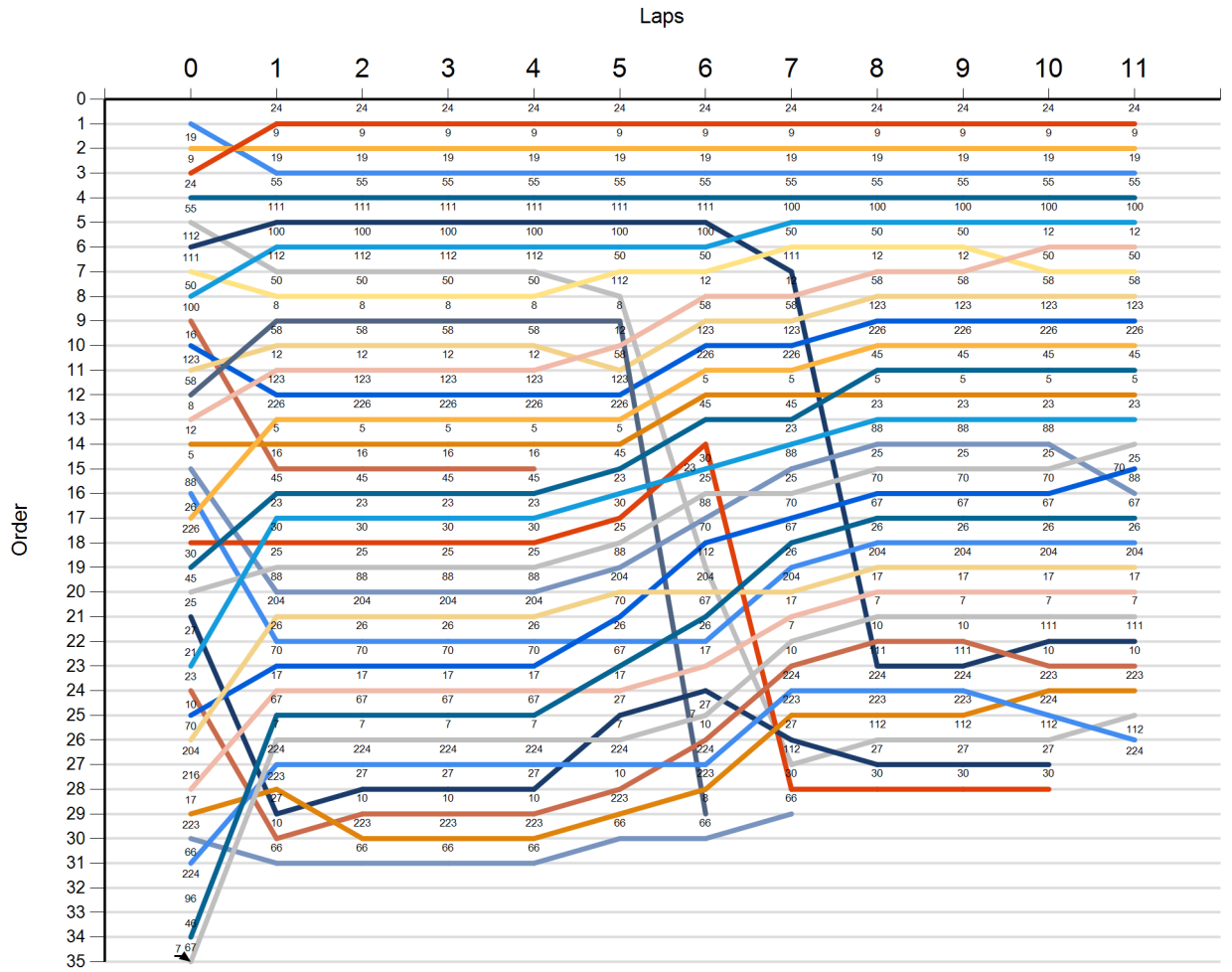


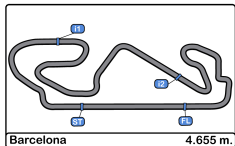


Circuito de Barcelona  
 TCR Europe  
 Race - 1  
 Graphic Lap Chart



- 19
- 9
- 24
- 55
- 112
- 111
- 50
- 100
- 16
- 123
- 58
- 8
- 12
- 5
- 88
- 26
- 226
- 30
- 45
- 25
- 27
- 21
- 23
- 10
- 70
- 204
- 216
- 17
- 223
- 66
- 224
- 96
- 46
- 67
- 7





Circuit de Barcelona

TCR Europe

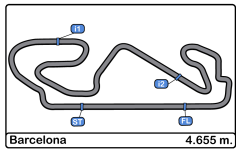
Race - 1

Pit Stop Analysis

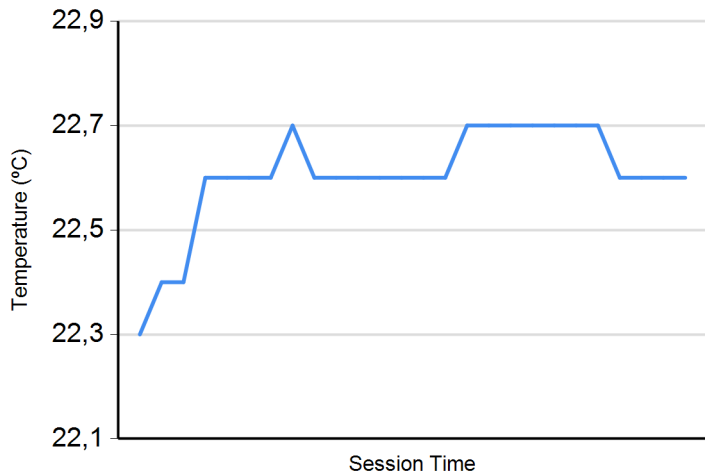


N°	In Day Time	Driver	Nat	Team	Nat	Vehicle	In Time	Stop N°	Pit Time	Handicap	Penalty
223	17:31:43.430	Mattias Vahtel	EST	ALM Honda Racing	EST	Honda Civic Type R FK7 TCR	2:22.219	1	1:10.155		
112	17:45:44.721	Jimmy Clairet	FRA	Team Clairet Sport	FRA	Peugeot 308 TCR	16:23.510	1	23.025		
111	17:47:33.964	Teddy Clairet	FRA	Team Clairet Sport	FRA	Peugeot 308 TCR	18:12.754	1	23.094		
27	17:48:02.548	John Filippi	FRA	PCR Sport	FRA	CUPRA TCR	18:41.337	1	2:05.046		
30	17:48:20.650	Luca Filippi	ITA	BRC Racing Team	ITA	Hyundai i30 N TCR	18:59.439	1	2:04.639		

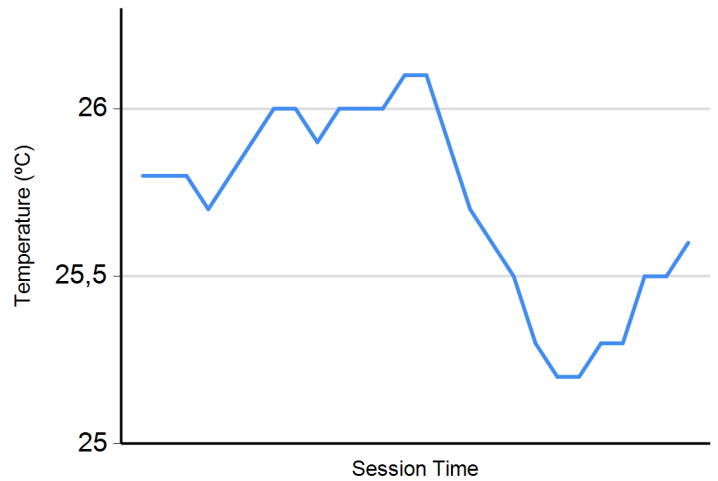




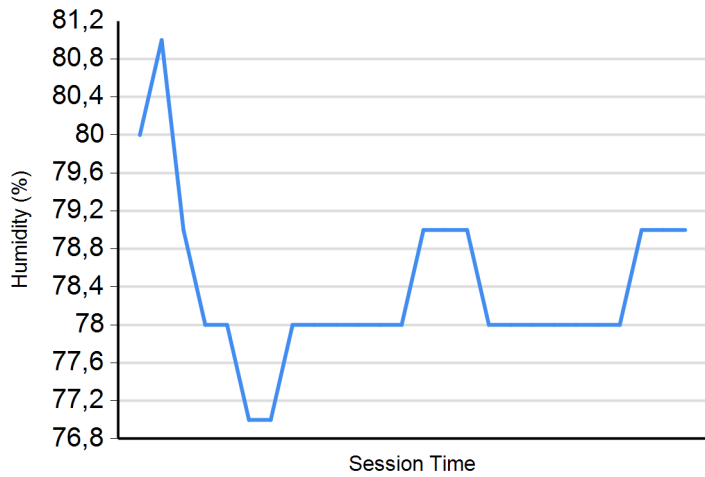
### Air Temperature



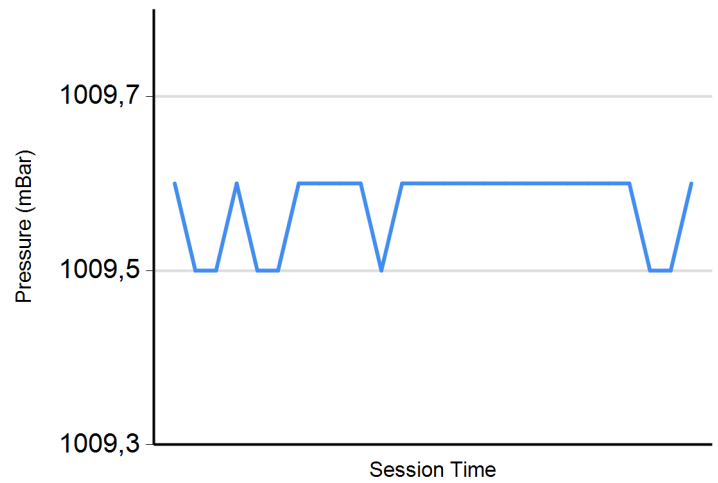
### Track Temperature



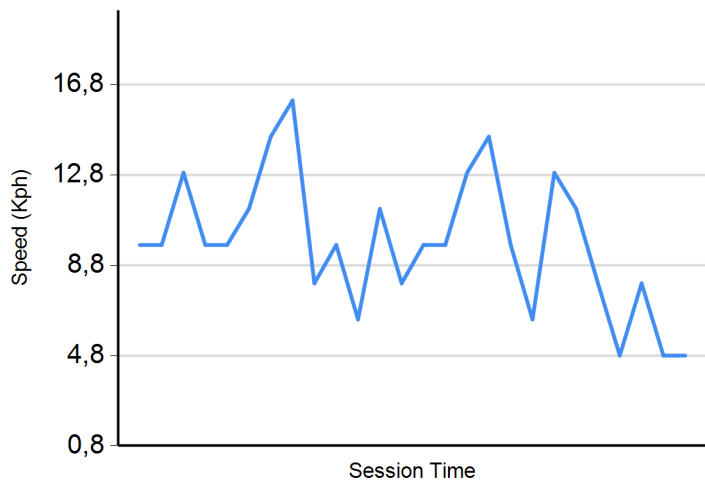
### Humidity



### Pressure



### Wind Speed



### Wind direction

North = 0°/360° Est = 90° South = 180° West = 270°

