

Autodromo Nazionale Monza
International GT Open
Qualifying - 1 Driver - 1
Provisional Results



Cls	Nº	Entrant/Team	Nat	Driver 1	Nat	Driver 2	Nat	Vehicle	Cat	Cls	Laps	Best	Time	Gap	Interval	Km/h
1	63	Emil Frey Racing	CH	Albert Costa	ES	Giacomo Altoè	IT	Lamborghini Huracan GT3 EVO	PRO	1	12	10	1:45.257			198.1
2	59	Teo Martín Motorsport	ES	Martin Kodrić	HR	Henrique Chaves	PT	McLaren 720 s	PRO	2	11	9	1:45.574	0.317	0.317	197.5
3	6	Antonelli MotorSport	IT	Loris Spinelli	IT	Riccardo Agostini	IT	Mercedes AMG GT3	PRO	3	16	15	1:45.599	0.342	0.025	197.4
4	14	Emil Frey Racing	CH	Norbert Siedler	AT	Mikaël Grenier	CA	Lamborghini Huracan GT3 EVO	PRO	4	13	11	1:45.848	0.591	0.249	197.0
5	10	SPS Automotive Performance	DE	Miguel Ramos	ES	Fabrizio Crestani	IT	Mercedes AMG GT3	PRO	5	13	9	1:45.857	0.600	0.009	197.0
6	17	Teo Martín Motorsport	ES	Fran Rueda	ES	Andrés Saravia	GT	McLaren 720 s	PRO	6	11	8	1:45.924	0.667	0.067	196.8
7	96	Optimum Motorsport	GB	Oliver Wilkinson	GB	Darren Turner	GB	Aston Martin GT3 AMR MY2019	PRO	7	12	7	1:45.999	0.742	0.075	196.7
8	21	Spirit of Race	IT	Duncan Cameron	GB	Matt Griffin	IR	Ferrari 488 GT3	PROAM	1	10	9	1:46.465	1.208	0.466	195.8
9	20	SPS Automotive Performance	DE	Valentin Pierburg	DE	Tom Onslow-Cole	GB	Mercedes AMG GT3	PROAM	2	16	15	1:46.684	1.427	0.219	195.4
10	19	Raton Racing by Target	IT	Jiatong Liang	CH	Raffaele Giammaria	IT	Lamborghini Huracan GT3 EVO	PROAM	3	15	14	1:47.044	1.787	0.360	194.8
11	8	Antonelli MotorSport	IT	Giuseppe Cipriani	IT			Mercedes AMG GT3	AM	1	15	13	1:47.172	1.915	0.128	194.5
12	99	Sports and You	PT	António Coimbra	PT	Luis Silva	PT	Mercedes AMG GT3	AM	2	14	11	1:47.387	2.130	0.215	194.2
13	12	Ombra Racing	IT	Federico Leo	IT	Najiy Razak	MY	Lamborghini Huracan GT3 EVO	PRO	8	12	9	1:47.505	2.248	0.118	193.9
14	16	Teo Martín Motorsport	ES	Marcelo Hahn	BR	Allam Khodair	BR	McLaren 720 s	PROAM	4	11	7	1:47.728	2.471	0.223	193.5
15	25	HTP Motorsport	DE	Alexander Hrachowina	AT	Martin Konrad	AT	Mercedes AMG GT3	AM	3	12	11	1:48.427	3.170	0.699	192.3
16	66	Vincenzo Sospiri Racing	IT	Frederik Schandorff	DK	Tuomas Tujula	FI	Lamborghini Huracan GT3 EVO	PROAM	5	9	8	1:48.668	3.411	0.241	191.9
17	90	Raton Racing by Target	IT	Christoph Lenz	CH	Alberto Di Folco	IT	Lamborghini Huracan GT3 EVO	PROAM	6	16	12	1:48.721	3.464	0.053	191.8
18	27	Lazarus Racing	IT	Eliseo Martínez	AR	Andrzej Lewandowski	ES	Lamborghini Huracan GT3 EVO	AM	4	13	12	1:49.374	4.117	0.653	190.6
19	51	Spirit of Race	IT	Francesco Piovanetti	PR	Oswaldo Negri	BR	Ferrari 488 GT3	AM	5	7	6	1:49.536	4.279	0.162	190.3
20	31	Frikadelli Racing	DE	Klaus Abbelen	DE	Thomas Preining	AT	Porsche GT3 R	PROAM	7	16	13	1:49.895	4.638	0.359	189.7

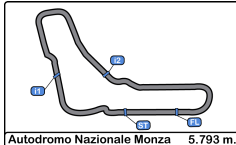
CAR 17 TIME 1:46.385 DELETED TRACK LIMITS AT T 11
 CAR 17 TIME 1:49.867 DELETED TRACK LIMITS AT T 11
 CAR 59 TIME 1:45.509 DELETED TRACK LIMITS AT T 10
 CAR 96 TIME 1:46.253 DELETED TRACK LIMITS AT T 11
 CAR 96 TIME 1:46.051 DELETED TRACK LIMITS AT T 11

Published at:.....

Track Temp: 12.1 °C Air Temp: 14.6 °C Humidity: 84 % Track Status: DRY

Stewards:	Race Director:	Timekeeper:
------------------	-----------------------	--------------------





Autodromo Nazionale Monza
International GT Open
Qualifying - 1 Driver - 1
Provisional Results by Class



Autodromo Nazionale Monza 5.793 m.

Cls	Nº	Entrant/Team	Nat	Driver 1	Nat	Driver 2	Nat	Vehicle	Cat	Cls	Laps	Best	Time	Gap	Interval	Km/h
PRO																
1	63	Emil Frey Racing	CHN	Albert Costa	ESP	Giacomo Altoè	ITA	Lamborghini Huracan GT3 EVO	PRO	1	12	10	1:45.257			198.1
2	59	Teo Martín Motorsport	ESP	Martin Kodrić	HRV	Henrique Chaves	PRT	McLaren 720 s	PRO	2	11	9	1:45.574	0.317	0.317	197.5
3	6	Antonelli MotorSport	ITA	Loris Spinelli	ITA	Riccardo Agostini	ITA	Mercedes AMG GT3	PRO	3	16	15	1:45.599	0.342	0.025	197.4
4	14	Emil Frey Racing	CHN	Norbert Siedler	AUT	Mikaël Grenier	CAN	Lamborghini Huracan GT3 EVO	PRO	4	13	11	1:45.848	0.591	0.249	197.0
5	10	SPS Automotive Performance	DEU	Miguel Ramos	ESP	Fabrizio Crestani	ITA	Mercedes AMG GT3	PRO	5	13	9	1:45.857	0.600	0.009	197.0
6	17	Teo Martín Motorsport	ESP	Fran Rueda	ESP	Andrés Saravia	GTN	McLaren 720 s	PRO	6	11	8	1:45.924	0.667	0.067	196.8
7	96	Optimum Motorsport	GBR	Oliver Wilkinson	GBR	Darren Turner	GBR	Aston Martin GT3 AMR MY2019	PRO	7	12	7	1:45.999	0.742	0.075	196.7
8	12	Ombra Racing	ITA	Federico Leo	ITA	Najiy Razak	MYS	Lamborghini Huracan GT3 EVO	PRO	8	12	9	1:47.505	2.248	1.506	193.9
PROAM																
1	21	Spirit of Race	ITA	Duncan Cameron	GBR	Matt Griffin	IRL	Ferrari 488 GT3	PROAM	1	10	9	1:46.465			195.8
2	20	SPS Automotive Performance	DEU	Valentin Pierburg	DEU	Tom Onslow-Cole	GBR	Mercedes AMG GT3	PROAM	2	16	15	1:46.684	0.219	0.219	195.4
3	19	Raton Racing by Target	ITA	Jiatong Liang	CHN	Raffaele Giammaria	ITA	Lamborghini Huracan GT3 EVO	PROAM	3	15	14	1:47.044	0.579	0.360	194.8
4	16	Teo Martín Motorsport	ESP	Marcelo Hahn	BRA	Allam Khodair	BRA	McLaren 720 s	PROAM	4	11	7	1:47.728	1.263	0.684	193.5
5	66	Vincenzo Sospiri Racing	ITA	Frederik Schandorff	DNK	Tuomas Tujula	FIN	Lamborghini Huracan GT3 EVO	PROAM	5	9	8	1:48.668	2.203	0.940	191.9
6	90	Raton Racing by Target	ITA	Christoph Lenz	CHE	Alberto Di Folco	ITA	Lamborghini Huracan GT3 EVO	PROAM	6	16	12	1:48.721	2.256	0.053	191.8
7	31	Frikadelli Racing	DEU	Klaus Abbelen	DEU	Thomas Preining	AUT	Porsche GT3 R	PROAM	7	16	13	1:49.895	3.430	1.174	189.7
AM																
1	8	Antonelli MotorSport	ITA	Giuseppe Cipriani	ITA			Mercedes AMG GT3	AM	1	15	13	1:47.172			194.5
2	99	Sports and You	PRT	António Coimbra	PRT	Luis Silva	PRT	Mercedes AMG GT3	AM	2	14	11	1:47.387	0.215	0.215	194.2
3	25	HTP Motorsport	DEU	Alexander Hrachowina	AUT	Martin Konrad	AUT	Mercedes AMG GT3	AM	3	12	11	1:48.427	1.255	1.040	192.3
4	27	Lazarus Racing	ITA	Eliseo Martínez	ARG	Andrzej Lewandowski	ESP	Lamborghini Huracan GT3 EVO	AM	4	13	12	1:49.374	2.202	0.947	190.6
5	51	Spirit of Race	ITA	Francesco Piovanetti	PRI	Oswaldo Negri	BRA	Ferrari 488 GT3	AM	5	7	6	1:49.536	2.364	0.162	190.3

Published at:.....

Track Temp: 12.1 °C Air Temp: 14.6 °C Humidity: 84 % Track Status: DRY

Stewards:	Race Director:	Timekeeper:
------------------	-----------------------	--------------------





Autodromo Nazionale Monza
International GT Open
Qualifying - 1 Driver - 1
Lap Analysis



6							12																
1 Loris Spinelli			Mercedes AMG GT3				1 Federico Leo			Lamborghini Huracan GT3 EVO													
PRO			2 Riccardo Agostini				Antonelli MotorSport			PRO			2 Najiy Razak										
Lap	D	Time	Sector 1	Sector 2	Sector 3	T. Spd	Elapsed	Lap	D	Time	Sector 1	Sector 2	Sector 3	T. Spd	Elapsed								
1	1	10:07:29.947	10:06:10.307	41.194	38.446	184.3	10:07:29.947	1	1	10:08:22.607	10:07:04.790	39.369	38.448	168.4	10:08:22.607								
2	1	1:49.478	34.873	37.332	37.273	272.7	10:09:19.425	2	1	1:49.098	34.833	37.014	37.251	273.4	10:10:11.705								
3	1	1:47.907	34.433	36.631	36.843	272.0	10:11:07.332	3	1	1:48.139	34.576	36.615	36.948	274.1	10:11:59.844								
4	1	1:54.116 P	34.418	36.686	43.012	270.6	10:13:01.448	4	1	1:47.911	34.324	36.619	36.968	274.1	10:13:47.755								
5	1	3:13.815	1:58.241	36.584	38.990	164.3	10:16:15.263	5	1	1:59.429 P	34.575	39.041	45.813	274.8	10:15:47.184								
6	1	1:46.679	34.047	36.285	36.347	274.8	10:18:01.942	6	1	8:00.801	6:44.350	38.620	37.831	170.6	10:23:47.985								
7	1	1:46.706	34.230	36.097	36.379	275.5	10:19:48.648	7	1	1:48.166	34.667	36.571	36.928	272.7	10:25:36.151								
8	1	1:46.485	34.095	35.944	36.446	272.7	10:21:35.133	8	1	1:47.844	34.336	36.702	36.806	274.1	10:27:23.995								
9	1	1:46.283	34.065	35.838	36.380	276.2	10:23:21.416	9	1	1:47.505	34.405	36.313	36.787	274.8	10:29:11.500								
10	1	1:54.409 P	34.152	36.778	43.479	275.5	10:25:15.825	10	1	1:47.652	34.254	36.426	36.972	272.7	10:30:59.152								
11	1	3:41.385	2:26.757	37.562	37.066	134.8	10:28:57.210	11	1	1:51.572	34.464	37.848	39.260	272.7	10:32:50.724								
12	1	1:45.844	34.018	35.800	36.026	273.4	10:30:43.054	12	1	2:05.546 P	34.575	36.547	54.424	272.7	10:34:56.270								
13	1	1:48.753	33.913	35.933	38.907	278.3	10:32:31.807	14															
14	1	1:45.867	33.868	35.947	36.052	279.0	10:34:17.674																
15	1	1:45.599	33.765	35.815	36.019	277.6	10:36:03.273																
16	1	1:57.930 P	36.263	36.954	44.713	229.2	10:38:01.203																
8			1 Giuseppe Cipriani				Mercedes AMG GT3			1 Norbert Siedler			Lamborghini Huracan GT3 EVO										
AM			2				Antonelli MotorSport			PRO			2 Mikaël Grenier										
Lap	D	Time	Sector 1	Sector 2	Sector 3	T. Spd	Elapsed	Lap	D	Time	Sector 1	Sector 2	Sector 3	T. Spd	Elapsed								
1	1	10:07:02.782	10:05:42.447	41.318	39.017	208.4	10:07:02.782	1	1	10:08:40.465	10:07:21.784	38.572	40.109	204.1	10:08:40.465								
2	1	1:51.200	35.001	38.099	38.100	272.7	10:08:53.982	2	1	1:47.196	34.275	36.311	36.610	276.2	10:10:27.661								
3	1	1:50.008	34.777	37.547	37.684	274.8	10:10:43.990	3	1	1:46.471	34.182	36.078	36.211	276.9	10:12:14.132								
4	1	1:57.480 P	34.830	37.793	44.857	274.8	10:12:41.470	4	1	1:46.689	34.194	36.143	36.352	276.9	10:14:00.821								
5	1	3:41.836	2:18.741	43.914	39.181	151.6	10:16:23.306	5	1	1:48.279	34.465	37.165	36.649	274.8	10:15:49.100								
6	1	1:48.337	34.303	36.875	37.159	278.3	10:18:11.643	6	1	1:46.441	34.041	36.139	36.261	276.2	10:17:35.541								
7	1	1:48.417	34.348	37.001	37.068	278.3	10:20:00.060	7	1	1:53.772 P	34.289	36.343	43.140	275.5	10:19:29.313								
8	1	1:48.020	34.359	36.685	36.976	276.2	10:21:48.080	8	1	8:35.503	7:21.144	37.788	36.571	200.7	10:28:04.816								
9	1	1:47.975	34.317	36.777	36.881	276.9	10:23:36.055	9	1	1:46.069	34.141	35.891	36.037	275.5	10:29:50.885								
10	1	1:57.361 P	34.554	37.446	45.361	274.8	10:25:33.416	10	1	1:45.933	33.868	36.066	35.999	275.5	10:31:36.818								
11	1	3:10.046	1:52.990	38.518	38.538	213.4	10:28:43.462	11	1	1:45.848	33.825	35.744	36.279	276.9	10:33:22.666								
12	1	1:47.778	34.372	36.753	36.653	279.0	10:30:31.240	12	1	1:45.888	33.979	35.837	36.072	276.2	10:35:08.554								
13	1	1:47.172	34.117	36.455	36.600	279.0	10:32:18.412	13	1	2:00.299 P	35.900	38.604	45.795	233.7	10:37:08.853								
14	1	1:47.556	34.080	36.541	36.935	278.3	10:34:05.968	16															
15	1	1:59.613 P	34.090	36.645	48.878	278.3	10:36:05.581																
10			1 Miguel Ramos				Mercedes AMG GT3								1 Marcelo Hahn			McLaren 720 s					
PRO			2 Fabrizio Crestani				SPS Automotive Performance								PROAM			2 Allam Khodair					
Lap	D	Time	Sector 1	Sector 2	Sector 3	T. Spd	Elapsed	Lap	D	Time	Sector 1	Sector 2	Sector 3	T. Spd	Elapsed								
1	2	10:08:13.393	10:06:55.055	36.882	41.456	211.7	10:08:13.393	1	1	10:08:00.158	10:06:44.138	38.346	37.674	209.7	10:08:00.158								
2	2	1:46.887	34.373	36.237	36.277	274.1	10:10:00.280	2	1	1:48.521	34.426	36.959	37.136	276.2	10:09:48.679								
3	2	1:46.505	34.151	36.211	36.143	274.8	10:11:46.785	3	1	1:47.832	34.045	36.661	37.126	276.2	10:11:36.511								
4	2	1:46.421	34.144	36.050	36.227	275.5	10:13:33.206	4	1	1:47.823	34.116	36.687	37.020	276.9	10:13:24.334								
5	2	1:46.172	34.195	35.904	36.073	275.5	10:15:19.378	5	1	1:56.803 P	34.047	36.774	45.982	278.3	10:15:21.137								
6	2	1:57.580 P	35.029	38.547	44.004	274.8	10:17:16.958	6	1	10:59.759	9:41.348	41.327	37.084	206.1	10:26:20.896								
7	2	9:26.022	8:09.024	36.188	40.810	215.5	10:26:42.980	7	1	1:47.728	34.415	36.376	36.937	275.5	10:28:08.624								
8	2	1:46.935	34.172	35.751	37.012	274.1	10:28:29.915	8	1	1:47.741	34.265	36.679	36.797	277.6	10:29:56.365								
9	2	1:45.857	34.108	35.828	35.921	274.8	10:30:15.772	9	1	1:47.733	34.210	36.748	36.775	278.3	10:31:44.098								
10	2	1:45.881	33.914	35.823	36.144	275.5	10:32:01.653	10	1	1:50.957	33.992	36.956	40.009	279.0	10:33:35.055								
11	2	1:53.616	35.618	36.735	41.263	276.9	10:33:55.269	11	1	2:03.248 P	34.257	36.727	52.264	278.3	10:35:38.303								
12	2	2:06.545	34.029	43.332	49.184	275.5	10:36:01.814																
13	2	2:22.662 P	41.425	45.859	55.378	178.5	10:38:24.476																





Autodromo Nazionale Monza
International GT Open
Qualifying - 1 Driver - 1
Lap Analysis



17							21								
1 Fran Rueda			McLaren 720 s				1 Duncan Cameron			Ferrari 488 GT3					
PRO			2 Andrés Saravia				Teo Martin Motorsport			PROAM					
2 Matt Griffin			Spirit of Race												
Lap	D	Time	Sector 1	Sector 2	Sector 3	T. Spd	Elapsed	Lap	D	Time	Sector 1	Sector 2	Sector 3	T. Spd	Elapsed
1	2	10:09:04.791	10:07:36.037	46.580	42.174	212.1	10:09:04.791	1	2	10:19:04.319	10:17:49.351	37.606	37.362	206.1	10:19:04.319
2	2	1:46.880	33.981	36.367	36.532	278.3	10:10:51.671	2	2	1:47.152	34.145	36.473	36.534	274.8	10:20:51.471
3	2	1:46.385	33.829	36.236	36.320	279.0	10:12:38.056	3	2	1:46.837	34.020	36.352	36.465	275.5	10:22:38.308
4	2	1:49.867	33.786	36.296	39.785	279.0	10:14:27.923	4	2	1:46.677	34.115	36.166	36.396	276.2	10:24:24.985
5	2	1:46.337	33.847	36.147	36.343	279.7	10:16:14.260	5	2	1:47.329	34.066	36.438	36.825	276.2	10:26:12.314
6	2	1:54.148 P	33.731	36.172	44.245	278.3	10:18:08.408	6	2	1:46.502	34.033	36.156	36.313	276.9	10:27:58.816
7	2	9:41.226	8:27.027	36.742	37.457	215.1	10:27:49.634	7	2	1:46.640	34.002	36.112	36.526	278.3	10:29:45.456
8	2	1:45.924	33.852	35.902	36.170	276.9	10:29:35.558	8	2	1:53.694	33.966	41.936	37.792	279.0	10:31:39.150
9	2	1:48.762	33.757	35.866	39.139	278.3	10:31:24.320	9	2	1:46.465	34.002	36.197	36.266	277.6	10:33:25.615
10	2	2:23.090	33.727	1:11.198	38.165	278.3	10:33:47.410	10	2	2:02.114 P	34.009	41.430	46.675	278.3	10:35:27.729
11	2	1:54.351 P	33.743	36.162	44.446	276.9	10:35:41.761								
19							25								
1 Jiatong Liang			Lamborghini Huracan GT3 EVO				AM			1 Alexander Hrachowina					
PROAM			2 Raffaele Giammaria				Raton Racing by Target			2 Martin Konrad					
2 Matt Griffin			Spirit of Race							HTP Motorsport					
Lap	D	Time	Sector 1	Sector 2	Sector 3	T. Spd	Elapsed	Lap	D	Time	Sector 1	Sector 2	Sector 3	T. Spd	Elapsed
1	2	10:06:58.235	10:05:42.839	38.101	37.295	191.4	10:06:58.235	1	1	10:07:36.974	10:06:19.079	39.231	38.664	212.5	10:07:36.974
2	2	1:47.735	34.524	36.432	36.779	273.4	10:08:45.970	2	1	1:51.715	35.986	37.545	38.184	274.8	10:09:28.689
3	2	1:47.118	34.124	36.245	36.749	274.8	10:10:33.088	3	1	1:49.181	34.499	37.023	37.659	275.5	10:11:17.870
4	2	1:48.368	34.224	37.241	36.903	275.5	10:12:21.456	4	1	1:48.934	34.464	36.672	37.798	276.2	10:13:06.804
5	2	1:47.423	34.204	36.381	36.838	274.8	10:14:08.879	5	1	1:49.105	34.382	37.347	37.376	277.6	10:14:55.909
6	2	1:47.494	34.288	36.315	36.891	274.8	10:15:56.373	6	1	1:48.491	34.536	36.843	37.112	276.9	10:16:44.400
7	2	1:47.729	34.303	36.490	36.936	275.5	10:17:44.102	7	1	2:03.597 P	35.195	37.864	50.538	254.1	10:18:47.997
8	2	1:55.864 P	34.326	37.623	43.915	274.8	10:19:39.966	8	1	7:56.651	6:35.315	39.792	41.544	214.2	10:26:44.648
9	2	2:43.136	1:29.230	36.796	37.110	211.7	10:22:23.102	9	1	1:49.289	34.839	37.067	37.383	271.3	10:28:33.937
10	2	1:47.963	34.401	36.699	36.863	274.8	10:24:11.065	10	1	1:48.657	34.407	36.873	37.377	277.6	10:30:22.594
11	2	1:47.080	34.178	36.280	36.622	274.8	10:25:58.145	11	1	1:48.427	34.511	36.826	37.090	276.9	10:32:11.021
12	2	1:53.152	38.739	36.636	37.777	275.5	10:27:51.297	12	1	2:06.872 P	38.428	40.146	48.298	276.9	10:34:17.893
13	2	1:47.067	34.280	36.191	36.596	276.9	10:29:38.364								
14	2	1:47.044	34.136	36.153	36.755	276.2	10:31:25.408								
15	2	1:56.079 P	34.104	36.355	45.620	277.6	10:33:21.487								
20							27								
1 Valentin Pierburg			Mercedes AMG GT3				AM			1 Eliseo Martínez					
PROAM			2 Tom Onslow-Cole				SPS Automotive Performance			2 Andrzej Lewandowski					
2 Matt Griffin			Spirit of Race							Lazarus Racing					
Lap	D	Time	Sector 1	Sector 2	Sector 3	T. Spd	Elapsed	Lap	D	Time	Sector 1	Sector 2	Sector 3	T. Spd	Elapsed
1	1	10:08:24.719	10:07:06.001	40.305	38.413	210.5	10:08:24.719	1	2	10:07:33.278	10:06:16.931	38.186	38.161	207.2	10:07:33.278
2	1	1:49.125	34.646	37.148	37.331	274.1	10:10:13.844	2	2	1:49.725	34.833	37.274	37.618	273.4	10:09:23.003
3	1	1:47.913	34.286	36.555	37.072	276.2	10:12:01.757	3	2	1:49.648	34.800	37.122	37.726	274.8	10:11:12.651
4	1	1:47.838	34.152	36.615	37.071	274.1	10:13:49.595	4	2	1:50.452	34.922	37.687	37.843	274.8	10:13:03.103
5	1	1:48.326	34.466	36.521	37.339	276.2	10:15:37.921	5	2	1:49.864	34.841	37.190	37.833	273.4	10:14:52.967
6	1	1:47.744	34.380	36.605	36.759	273.4	10:17:25.665	6	2	1:50.054	34.712	37.535	37.807	272.0	10:16:43.021
7	1	1:47.648	34.586	36.254	36.808	274.1	10:19:13.313	7	2	2:02.888 P	34.844	37.385	50.659	272.0	10:18:45.909
8	1	1:55.642 P	34.546	37.111	43.985	274.8	10:21:08.955	8	2	7:17.638	6:01.745	37.928	37.965	208.0	10:26:03.547
9	1	4:06.862	2:52.232	37.384	37.246	211.7	10:25:15.817	9	2	1:50.192	34.965	37.381	37.846	271.3	10:27:53.739
10	1	1:50.843	34.886	38.454	37.503	271.3	10:27:06.660	10	2	1:50.113	34.681	37.112	38.320	273.4	10:29:43.852
11	1	1:47.528	34.446	36.340	36.742	275.5	10:28:54.188	11	2	1:49.535	34.828	37.192	37.515	272.7	10:31:33.387
12	1	1:47.340	34.361	36.178	36.801	274.8	10:30:41.528	12	2	1:49.374	34.972	36.835	37.567	272.0	10:33:22.761
13	1	1:46.819	34.208	36.225	36.386	275.5	10:32:28.347	13	2	2:12.539 P	35.511	41.911	55.117	272.0	10:35:35.300
14	1	1:46.896	34.170	36.098	36.628	275.5	10:34:15.243								
15	1	1:46.684	34.067	35.988	36.629	275.5	10:36:01.927								
16	1	1:57.549 P	34.913	38.052	44.584	236.3	10:37:59.476								





Autodromo Nazionale Monza
International GT Open
Qualifying - 1 Driver - 1
Lap Analysis



31	1 Klaus Abbelen Porsche GT3 R	63	1 Albert Costa Lamborghini Huracan GT3 EVO
PROAM	2 Thomas Preining Frikadelli Racing	PRO	2 Giacomo Altoè Emil Frey Racing

Lap	D	Time	Sector 1	Sector 2	Sector 3	T. Spd	Elapsed	Lap	D	Time	Sector 1	Sector 2	Sector 3	T. Spd	Elapsed
1	1	10:08:47.915	10:07:28.769	38.998	40.148	162.4	10:08:47.915	1	1	10:08:39.261	10:07:18.437	40.193	40.631	194.5	10:08:39.261
2	1	1:51.313	35.811	37.508	37.994	270.6	10:10:39.228	2	1	1:46.870	34.325	36.172	36.373	274.1	10:10:26.131
3	1	1:50.309	35.172	37.206	37.931	267.9	10:12:29.537	3	1	1:45.777	33.956	35.788	36.033	275.5	10:12:11.908
4	1	1:50.125	34.721	37.422	37.982	267.9	10:14:19.662	4	1	1:45.713	33.812	35.828	36.073	276.2	10:13:57.621
5	1	1:56.974 P	35.389	37.700	43.885	267.9	10:16:16.636	5	1	1:46.014	34.027	35.931	36.056	276.2	10:15:43.635
6	1	3:53.787	2:37.053	38.447	38.287	210.9	10:20:10.423	6	1	1:45.853	33.936	35.835	36.082	276.2	10:17:29.488
7	1	1:50.307	34.791	37.263	38.253	267.3	10:22:00.730	7	1	1:55.728 P	33.949	37.580	44.199	276.2	10:19:25.216
8	1	1:50.872	34.889	37.957	38.026	267.3	10:23:51.602	8	1	7:31.494	6:18.367	36.812	36.315	207.2	10:26:56.710
9	1	1:50.221	34.795	37.319	38.107	268.6	10:25:41.823	9	1	1:45.691	33.812	35.764	36.115	275.5	10:28:42.401
10	1	1:50.842	34.865	37.543	38.434	267.9	10:27:32.665	10	1	1:45.257	33.801	35.607	35.849	277.6	10:30:27.658
11	1	1:50.020	34.854	37.194	37.972	270.6	10:29:22.685	11	1	1:45.367	33.705	35.659	36.003	277.6	10:32:13.025
12	1	1:50.278	35.139	37.162	37.977	269.3	10:31:12.963	12	1	1:54.054 P	33.921	37.120	43.013	279.7	10:34:07.079
13	1	1:49.895	34.980	37.200	37.715	267.9	10:33:02.858	66							
14	1	1:50.121	34.821	37.144	38.156	267.9	10:34:52.979	1	1	10:07:21.448 P	10:05:52.084	42.327	47.037	169.0	10:07:21.448
15	1	1:50.111	34.866	37.350	37.895	266.0	10:36:43.090	2	1	3:28.196 P	2:02.698	39.902	45.596	200.3	10:10:49.644
16	1	1:58.341 P	35.626	37.436	45.279	266.0	10:38:41.431	3	1	4:50.954 P	3:24.925	39.354	46.675	212.1	10:15:40.598

51	1 Francesco Piovanetti Ferrari 488 GT3	66	1 Frederik Schandorff Lamborghini Huracan GT3 EVO
AM	2 Oswaldo Negri Spirit of Race	PROAM	2 Tuomas Tujula Vincenzo Sospiri Racing

Lap	D	Time	Sector 1	Sector 2	Sector 3	T. Spd	Elapsed	Lap	D	Time	Sector 1	Sector 2	Sector 3	T. Spd	Elapsed
1	1	10:09:20.537	10:07:55.989	40.427	44.121	208.8	10:09:20.537	4	1	12:01.671	10:39.527	40.242	41.902	164.6	10:27:42.269
2	1	1:50.537	34.731	37.720	38.086	276.2	10:11:11.074	5	1	1:50.314	34.949	37.848	37.517	252.3	10:29:32.583
3	1	1:50.352	34.730	37.691	37.931	276.2	10:13:01.426	6	1	1:56.173	34.805	41.977	39.391	260.2	10:31:28.756
4	1	2:00.755	34.344	44.274	42.137	275.5	10:15:02.181	7	1	1:48.986	34.633	37.044	37.309	264.0	10:33:17.742
5	1	1:50.234	34.871	37.691	37.672	276.2	10:16:52.415	8	1	1:48.668	34.818	36.938	36.912	262.1	10:35:06.410
6	1	1:49.536	34.460	37.274	37.802	276.9	10:18:41.951	9	1	2:00.610 P	35.099	39.378	46.133	231.2	10:37:07.020
7	1	2:22.145 P	41.090	47.955	53.100	272.0	10:21:04.096	90							

59	1 Martin Kodrić McLaren 720 s	90	1 Christoph Lenz Lamborghini Huracan GT3 EVO
PRO	2 Henrique Chaves Teo Martin Motorsport	PROAM	2 Alberto Di Folco Raton Racing by Target

Lap	D	Time	Sector 1	Sector 2	Sector 3	T. Spd	Elapsed	Lap	D	Time	Sector 1	Sector 2	Sector 3	T. Spd	Elapsed
1	1	10:08:33.558	10:07:13.828	40.928	38.802	127.8	10:08:33.558	1	1	10:07:00.838	10:05:43.769	38.753	38.316	191.1	10:07:00.838
2	1	1:46.483	33.968	36.082	36.433	276.2	10:10:20.041	2	1	1:50.067	35.153	37.057	37.857	269.3	10:08:50.905
3	1	1:46.028	33.793	35.907	36.328	277.6	10:12:06.069	3	1	1:49.354	34.667	37.116	37.571	273.4	10:10:40.259
4	1	1:54.214	34.000	38.856	41.358	279.0	10:14:00.283	4	1	1:52.499	35.018	38.425	39.056	272.7	10:12:32.758
5	1	1:46.150	33.702	36.169	36.279	279.0	10:15:46.433	5	1	1:56.268	34.574	39.981	41.713	272.0	10:14:29.026
6	1	1:59.935 P	35.040	38.233	46.662	231.7	10:17:46.368	6	1	1:50.535	35.135	37.480	37.920	272.7	10:16:19.561
7	1	10:54.971	9:38.679	38.970	37.322	204.1	10:28:41.339	7	1	1:49.517	34.743	36.990	37.784	272.7	10:18:09.078
8	1	1:45.509	33.685	35.845	35.979	276.9	10:30:26.848	8	1	2:00.336 P	35.022	39.739	45.575	272.7	10:20:09.414
9	1	1:45.574	33.715	35.786	36.073	278.3	10:32:12.422	9	1	2:44.196	1:27.492	38.369	38.335	210.9	10:22:53.610
10	1	1:52.238	35.236	39.021	37.981	278.3	10:34:04.660	10	1	1:49.313	34.880	36.858	37.575	271.3	10:24:42.923
11	1	1:58.121 P	33.772	37.575	46.774	277.6	10:36:02.781	11	1	1:49.325	34.684	37.301	37.340	272.0	10:26:32.248
								12	1	1:48.721	34.597	36.802	37.322	272.0	10:28:20.969
								13	1	1:50.782	34.723	38.117	37.942	272.0	10:30:11.751
								14	1	1:49.010	34.979	36.784	37.247	271.3	10:32:00.761
								15	1	1:48.805	34.668	36.691	37.446	272.0	10:33:49.566
								16	1	2:05.595 P	36.314	39.480	49.801	235.8	10:35:55.161





Autodromo Nazionale Monza
International GT Open
Qualifying - 1 Driver - 1
Lap Analysis




96 1 Oliver Wilkinson Aston Martin GT3 AMR MY2019
 PRO 2 Darren Turner Optimum Motorsport

Lap	D	Time	Sector 1	Sector 2	Sector 3	T. Spd	Elapsed
1	2	10:09:09.810	10:07:41.979	45.859	41.972	152.9	10:09:09.810
2	2	1:46.955	34.029	36.531	36.395	275.5	10:10:56.765
3	2	1:46.345	33.869	36.174	36.302	276.9	10:12:43.110
4	2	1:46.041	33.915	35.886	36.240	277.6	10:14:29.151
5	2	1:54.054 P	33.895	37.068	43.091	280.5	10:16:23.205
6	2	10:35.455	9:21.955	36.878	36.622	205.3	10:26:58.660
7	2	1:45.999	34.009	35.895	36.095	276.2	10:28:44.659
8	2	1:52.352	37.908	37.523	36.921	177.3	10:30:37.011
9	2	1:46.032	33.924	35.960	36.148	276.2	10:32:23.043
10	2	1:46.253	33.843	35.997	36.413	276.9	10:34:09.296
11	2	1:46.954	33.822	35.882	36.347	276.9	10:35:55.347
12	2	2:02.218 P	39.089	38.132	44.997	194.5	10:37:57.565

99 1 António Coimbra Mercedes AMG GT3
 AM 2 Luis Silva Sports and You

Lap	D	Time	Sector 1	Sector 2	Sector 3	T. Spd	Elapsed
1	1	10:07:06.340	10:05:46.142	39.582	40.616	210.1	10:07:06.340
2	1	1:52.404	34.517	37.624	40.263	276.9	10:08:58.744
3	1	1:48.877	34.378	37.034	37.465	277.6	10:10:47.621
4	1	1:48.052	34.288	36.683	37.081	278.3	10:12:35.673
5	1	1:47.850	34.223	36.705	36.922	277.6	10:14:23.523
6	1	1:47.875	34.216	36.685	36.974	276.9	10:16:11.398
7	1	2:00.618 P	34.390	36.846	49.382	275.5	10:18:12.016
8	1	5:43.174	4:24.860	38.864	39.450	144.9	10:23:55.190
9	1	1:47.798	34.449	36.413	36.936	276.9	10:25:42.988
10	1	1:48.554	34.189	36.847	37.518	278.3	10:27:31.542
11	1	1:47.387	34.029	36.398	36.960	277.6	10:29:18.929
12	1	1:48.275	34.110	36.681	37.484	277.6	10:31:07.204
13	1	1:47.458	34.007	36.499	36.952	277.6	10:32:54.662
14	1	1:57.225 P	34.181	36.886	46.158	278.3	10:34:51.887






Autodromo Nazionale Monza
International GT Open
Qualifying - 1 Driver - 1
Best Sectors Results



Sector - 1				Sector - 2				Sector - 3				Ideal Lap vs Best Lap				
Clas	Nº	Driver	Time	Nº	Driver	Time	Nº	Driver	Time	Clas	Nº	Driver	Ideal Lap	Best Lap	Clas	
1	59	Martin Kodrić	33.685	63	Albert Costa	35.607	63	Albert Costa	35.849	1	63	Albert Costa	1:45.161	1:45.257	1	
2	63	Albert Costa	33.705	14	Norbert Siedler	35.744	10	Fabrizio Crestani	35.921	2	59	Martin Kodrić	1:45.450	1:45.574	2	
3	17	Andrés Saravia	33.727	10	Fabrizio Crestani	35.751	59	Martin Kodrić	35.979	3	14	Norbert Siedler	1:45.568	1:45.848	4	
4	6	Loris Spinelli	33.765	59	Martin Kodrić	35.786	14	Norbert Siedler	35.999	4	6	Loris Spinelli	1:45.584	1:45.599	3	
5	96	Darren Turner	33.822	6	Loris Spinelli	35.800	6	Loris Spinelli	36.019	5	10	Fabrizio Crestani	1:45.586	1:45.857	5	
6	14	Norbert Siedler	33.825	17	Andrés Saravia	35.866	96	Darren Turner	36.095	6	17	Andrés Saravia	1:45.763	1:45.924	6	
7	10	Fabrizio Crestani	33.914	96	Darren Turner	35.882	17	Andrés Saravia	36.170	7	96	Darren Turner	1:45.799	1:45.999	7	
8	21	Matt Griffin	33.966	20	Valentin Pierburg	35.988	21	Matt Griffin	36.266	8	21	Matt Griffin	1:46.344	1:46.465	8	
9	16	Marcelo Hahn	33.992	21	Matt Griffin	36.112	20	Valentin Pierburg	36.386	9	20	Valentin Pierburg	1:46.441	1:46.684	9	
10	99	António Coimbra	34.007	19	Raffaele Giammaria	36.153	19	Raffaele Giammaria	36.596	10	19	Raffaele Giammaria	1:46.853	1:47.044	10	
11	20	Valentin Pierburg	34.067	12	Federico Leo	36.313	8	Giuseppe Cipriani	36.600	11	8	Giuseppe Cipriani	1:47.135	1:47.172	11	
12	8	Giuseppe Cipriani	34.080	16	Marcelo Hahn	36.376	16	Marcelo Hahn	36.775	12	16	Marcelo Hahn	1:47.143	1:47.728	14	
13	19	Raffaele Giammaria	34.104	99	António Coimbra	36.398	12	Federico Leo	36.787	13	99	António Coimbra	1:47.327	1:47.387	12	
14	12	Federico Leo	34.254	8	Giuseppe Cipriani	36.455	66	Frederik Schandorff	36.912	14	12	Federico Leo	1:47.354	1:47.505	13	
15	51	Francesco Piovanetti	34.344	25	Alexander Hrachowina	36.672	99	António Coimbra	36.922	15	25	Alexander Hrachowina	1:48.144	1:48.427	15	
16	25	Alexander Hrachowina	34.382	90	Christoph Lenz	36.691	25	Alexander Hrachowina	37.090	16	66	Frederik Schandorff	1:48.483	1:48.668	16	
17	90	Christoph Lenz	34.574	27	Andrzej Lewandowski	36.835	90	Christoph Lenz	37.247	17	90	Christoph Lenz	1:48.512	1:48.721	17	
18	66	Frederik Schandorff	34.633	66	Frederik Schandorff	36.938	27	Andrzej Lewandowski	37.515	18	27	Andrzej Lewandowski	1:49.031	1:49.374	18	
19	27	Andrzej Lewandowski	34.681	31	Klaus Abbelen	37.144	51	Francesco Piovanetti	37.672	19	51	Francesco Piovanetti	1:49.290	1:49.536	19	
20	31	Klaus Abbelen	34.721	51	Francesco Piovanetti	37.274	31	Klaus Abbelen	37.715	20	31	Klaus Abbelen	1:49.580	1:49.895	20	





Autodromo Nazionale Monza
International GT Open
Qualifying - 1 Driver - 1
Best 5 Lap Times



Autodromo Nazionale Monza 5.793 m.

Cl	N°	Entrant/Team	Nat	Driver 1	Nat	Status	Driver 2	Nat	Status	Vehicle	Cat	Cl	Best 1		Best 2		Best 3		Best 4		Best 5	
													Time	Lap	Time	Lap	Time	Lap	Time	Lap	Time	Lap
1	63	Emil Frey Racing	CH	Albert Costa	ES		Giacomo Altoè	IT		Lamborghini Huracan GT3 EVO	PRO	1	1:45.257	10	1:45.367	11	1:45.691	9	1:45.713	4	1:45.777	3
2	59	Teo Martín Motorsport	ES	Martin Kodrić	HR		Henrique Chaves	PT		McLaren 720 s	PRO	2	1:45.574	9	1:46.028	3	1:46.150	5	1:46.483	2	1:52.238	10
3	6	Antonelli MotorSport	IT	Loris Spinelli	IT		Riccardo Agostini	IT		Mercedes AMG GT3	PRO	3	1:45.599	15	1:45.844	12	1:45.867	14	1:46.283	9	1:46.485	8
4	14	Emil Frey Racing	CH	Norbert Siedler	AT		Mikaël Grenier	CA		Lamborghini Huracan GT3 EVO	PRO	4	1:45.848	11	1:45.888	12	1:45.933	10	1:46.069	9	1:46.441	6
5	10	SPS Automotive Performance	DE	Miguel Ramos	PT		Fabrizio Crestani	IT		Mercedes AMG GT3	PRO	5	1:45.857	9	1:45.881	10	1:46.172	5	1:46.421	4	1:46.505	3
6	17	Teo Martín Motorsport	ES	Fran Rueda	ES		Andrés Saravia	GT		McLaren 720 s	PRO	6	1:45.924	8	1:46.337	5	1:46.880	2	1:48.762	9	1:54.148	6
7	96	Optimum Motorsport	GB	Oliver Wilkinson	GB		Darren Turner	GB		Aston Martin GT3 AMR MY2019	PRO	7	1:45.999	7	1:46.032	9	1:46.041	4	1:46.345	3	1:46.955	2
8	21	Spirit of Race	IT	Duncan Cameron	GB		Matt Griffin	IR		Ferrari 488 GT3	PROAM	1	1:46.465	9	1:46.502	6	1:46.640	7	1:46.677	4	1:46.837	3
9	20	SPS Automotive Performance	DE	Valentin Pierburg	DE		Tom Onslow-Cole	GB		Mercedes AMG GT3	PROAM	2	1:46.684	15	1:46.819	13	1:46.896	14	1:47.340	12	1:47.528	11
10	19	Raton Racing by Target	IT	Jiatong Liang	CN		Raffaele Giammaria	IT		Lamborghini Huracan GT3 EVO	PROAM	3	1:47.044	14	1:47.067	13	1:47.080	11	1:47.118	3	1:47.423	5
11	8	Antonelli MotorSport	IT	Giuseppe Cipriani	IT					Mercedes AMG GT3	AM	1	1:47.172	13	1:47.556	14	1:47.778	12	1:47.975	9	1:48.020	8
12	99	Sports and You	PT	António Coimbra	PT		Luis Silva	PT		Mercedes AMG GT3	AM	2	1:47.387	11	1:47.458	13	1:47.798	9	1:47.850	5	1:47.875	6
13	12	Ombra Racing	IT	Federico Leo	IT		Najiy Razak	MY		Lamborghini Huracan GT3 EVO	PRO	8	1:47.505	9	1:47.652	10	1:47.844	8	1:47.911	4	1:48.139	3
14	16	Teo Martín Motorsport	ES	Marcelo Hahn	BR		Allam Khodair	BR		McLaren 720 s	PROAM	4	1:47.728	7	1:47.733	9	1:47.741	8	1:47.823	4	1:47.832	3
15	25	HTP Motorsport	DE	Alexander Hrachowina	AT		Martin Konrad	AT		Mercedes AMG GT3	AM	3	1:48.427	11	1:48.491	6	1:48.657	10	1:48.934	4	1:49.105	5
16	66	Vincenzo Sospiri Racing	IT	Frederik Schandorff	DK		Tuomas Tujula	FI		Lamborghini Huracan GT3 EVO	PROAM	5	1:48.668	8	1:48.986	7	1:50.314	5	1:56.173	6	2:00.610	9
17	90	Raton Racing by Target	IT	Christoph Lenz	CH		Alberto Di Folco	IT		Lamborghini Huracan GT3 EVO	PROAM	6	1:48.721	12	1:48.805	15	1:49.010	14	1:49.313	10	1:49.325	11
18	27	Lazarus Racing	IT	Eliseo Martínez	AR		Andrzej Lewandowski	ES		Lamborghini Huracan GT3 EVO	AM	4	1:49.374	12	1:49.535	11	1:49.648	3	1:49.725	2	1:49.864	5
19	51	Spirit of Race	IT	Francesco Piovanetti	PR		Oswaldo Negri	BR		Ferrari 488 GT3	AM	5	1:49.536	6	1:50.234	5	1:50.352	3	1:50.537	2	2:00.755	4
20	31	Frikadelli Racing	DE	Klaus Abbelen	DE		Thomas Preining	AT		Porsche GT3 R	PROAM	7	1:49.895	13	1:50.020	11	1:50.111	15	1:50.121	14	1:50.125	4






Autodromo Nazionale Monza
International GT Open
Qualifying - 1 Driver - 1
Best 5 Top Speeds



Cl	N°	Entrant/Team	Nat	Driver 1	Nat	Driver 2	Nat	Vehicle	Cat	Cl	Top 1		Top 2		Top 3		Top 4		Top 5		Avg
											Km/h	Lap	Km/h	Lap	Km/h	Lap	Km/h	Lap	Km/h	Lap	
1	96	Optimum Motorsport	GBR	Oliver Wilkinson	GBR	Darren Turner	GBR	Aston Martin GT3 AMR MY2019	PRO	1	280.5	5	277.6	4	276.9	3	276.9	10	276.9	11	277.7
2	17	Teo Martín Motorsport	ESP	Fran Rueda	ESP	Andrés Saravia	ESP	McLaren 720 s	PRO	2	279.7	5	279.0	3	279.0	4	278.3	2	278.3	6	278.9
3	63	Emil Frey Racing	CHE	Albert Costa	ESP	Giacomo Altoè	ITA	Lamborghini Huracan GT3 EVO	PRO	3	279.7	12	277.6	10	277.6	11	276.2	4	276.2	5	277.4
4	6	Antonelli MotorSport	ITA	Loris Spinelli	ITA	Riccardo Agostini	ITA	Mercedes AMG GT3	PRO	4	279.0	14	278.3	13	277.6	15	276.2	9	275.5	7	277.3
5	8	Antonelli MotorSport	ITA	Giuseppe Cipriani	ITA			Mercedes AMG GT3	AM	1	279.0	12	279.0	13	278.3	6	278.3	7	278.3	14	278.6
6	16	Teo Martín Motorsport	ESP	Marcelo Hahn	BRA	Allam Khodair	BRA	McLaren 720 s	PROAM	1	279.0	10	278.3	5	278.3	9	278.3	11	277.6	8	278.3
7	21	Spirit of Race	ITA	Duncan Cameron	GBR	Matt Griffin	IRL	Ferrari 488 GT3	PROAM	2	279.0	8	278.3	7	278.3	10	277.6	9	276.9	6	278.0
8	59	Teo Martín Motorsport	ESP	Martin Kodrić	HRV	Henrique Chaves	PRT	McLaren 720 s	PRO	5	279.0	4	279.0	5	278.3	9	278.3	10	277.6	3	278.4
9	99	Sports and You	PRT	António Coimbra	PRT	Luis Silva	PRT	Mercedes AMG GT3	AM	2	278.3	4	278.3	10	278.3	14	277.6	3	277.6	5	278.0
10	19	Raton Racing by Target	ITA	Jiatong Liang	CHN	Raffaele Giammaria	ITA	Lamborghini Huracan GT3 EVO	PROAM	3	277.6	15	276.9	13	276.2	14	275.5	4	275.5	7	276.3
11	25	HTP Motorsport	DEU	Alexander Hrachowina	AUT	Martin Konrad	AUT	Mercedes AMG GT3	AM	3	277.6	5	277.6	10	276.9	6	276.9	11	276.9	12	277.2
12	10	SPS Automotive Performance	DEU	Miguel Ramos	PRT	Fabrizio Crestani	ITA	Mercedes AMG GT3	PRO	6	276.9	11	275.5	4	275.5	5	275.5	10	275.5	12	275.7
13	14	Emil Frey Racing	CHE	Norbert Siedler	AUT	Mikaël Grenier	CAN	Lamborghini Huracan GT3 EVO	PRO	7	276.9	3	276.9	4	276.9	11	276.2	2	276.2	6	276.6
14	51	Spirit of Race	ITA	Francesco Piovanetti	PRI	Oswaldo Negri	BRA	Ferrari 488 GT3	AM	4	276.9	6	276.2	2	276.2	3	276.2	5	275.5	4	276.2
15	20	SPS Automotive Performance	DEU	Valentin Pierburg	DEU	Tom Onslow-Cole	GBR	Mercedes AMG GT3	PROAM	4	276.2	3	276.2	5	275.5	11	275.5	13	275.5	14	275.7
16	12	Ombra Racing	ITA	Federico Leo	ITA	Najiy Razak	MYA	Lamborghini Huracan GT3 EVO	PRO	8	274.8	5	274.8	9	274.1	3	274.1	4	274.1	8	274.3
17	27	Lazarus Racing	ITA	Eliseo Martínez	ARG	Andrzej Lewandowski	ESP	Lamborghini Huracan GT3 EVO	AM	5	274.8	3	274.8	4	273.4	2	273.4	5	273.4	10	273.9
18	90	Raton Racing by Target	ITA	Christoph Lenz	CHE	Alberto Di Folco	ITA	Lamborghini Huracan GT3 EVO	PROAM	5	273.4	3	272.7	4	272.7	6	272.7	7	272.7	8	272.8
19	31	Frikadelli Racing	DEU	Klaus Abbelen	DEU	Thomas Preining	AUT	Porsche GT3 R	PROAM	6	270.6	2	270.6	11	269.3	12	268.6	9	267.9	3	269.4
20	66	Vincenzo Sospiri Racing	ITA	Frederik Schandorff	DNK	Tuomas Tujula	FIN	Lamborghini Huracan GT3 EVO	PROAM	7	264.0	7	262.1	8	260.2	6	252.3	5	231.2	9	254.0






Autodromo Nazionale Monza
International GT Open
Qualifying - 1 Driver - 1
Fastest Laps Sequence



Lap	Time of Day	Session Time	Nº	Entrant/Team	Nat	Driver 1	Nat	Driver 2	Nat	Vehicle	Cat	Time	Km/h
2	10:08:45.970	3:45.970	19	Raton Racing by Target	ITA	Jiatong Liang	CHN	<u>Raffaele Giammaria</u>	ITA	Lamborghini Huracan GT3 EVO	PROAM	1:47.735	193.5
2	10:10:00.280	5:00.280	10	SPS Automotive Performance	DEU	Miguel Ramos	PRT	<u>Fabrizio Crestani</u>	ITA	Mercedes AMG GT3	PRO	1:46.887	195.1
2	10:10:20.041	5:20.041	59	Teo Martín Motorsport	ESP	<u>Martin Kodrić</u>	HRV	Henrique Chaves	PRT	McLaren 720 s	PRO	1:46.483	195.8
3	10:12:06.069	7:06.069	59	Teo Martín Motorsport	ESP	<u>Martin Kodrić</u>	HRV	Henrique Chaves	PRT	McLaren 720 s	PRO	1:46.028	196.6
3	10:12:11.908	7:11.908	63	Emil Frey Racing	CHE	<u>Albert Costa</u>	ESP	Giacomo Altoè	ITA	Lamborghini Huracan GT3 EVO	PRO	1:45.777	197.1
4	10:13:57.621	8:57.621	63	Emil Frey Racing	CHE	<u>Albert Costa</u>	ESP	Giacomo Altoè	ITA	Lamborghini Huracan GT3 EVO	PRO	1:45.713	197.2
9	10:28:42.401	23:42.401	63	Emil Frey Racing	CHE	<u>Albert Costa</u>	ESP	Giacomo Altoè	ITA	Lamborghini Huracan GT3 EVO	PRO	1:45.691	197.3
10	10:30:27.658	25:27.658	63	Emil Frey Racing	CHE	<u>Albert Costa</u>	ESP	Giacomo Altoè	ITA	Lamborghini Huracan GT3 EVO	PRO	1:45.257	198.1






Autodromo Nazionale Monza
International GT Open
Qualifying - 1 Driver - 1
Event Best Maximum Speed



Nº	Entrant/Team	Nat	Driver 1	Nat	Driver 2	Nat	Vehicle	Cat	Km/h	Session
63	Emil Frey Racing	CHE	Albert Costa	ESP	Giacomo Altoè	ITA	Lamborghini Huracan GT3 EVO	PRO	281.2	Free Practice - 2
14	Emil Frey Racing	CHE	Norbert Siedler	AUT	Mikaël Grenier	CAN	Lamborghini Huracan GT3 EVO	PRO	281.2	Free Practice - 2
17	Teo Martín Motorsport	ESP	Fran Rueda	ESP	Andrés Saravia	GTM	McLaren 720 s	PRO	280.5	Free Practice - 2
96	Optimum Motorsport	GBR	Oliver Wilkinson	GBR	Darren Turner	GBR	Aston Martin GT3 AMR MY2019	PRO	280.5	Qualifying - 1 Driver - 1
16	Teo Martín Motorsport	ESP	Marcelo Hahn	BRA	Allam Khodair	BRA	McLaren 720 s	PROAM	279.7	Free Practice - 2
8	Antonelli MotorSport	ITA	Giuseppe Cipriani	ITA			Mercedes AMG GT3	AM	279.0	Free Practice - 1
59	Teo Martín Motorsport	ESP	Martin Kodrić	HRV	Henrique Chaves	PRT	McLaren 720 s	PRO	279.0	Qualifying - 1 Driver - 1
21	Spirit of Race	ITA	Duncan Cameron	GBR	Matt Griffin	IRL	Ferrari 488 GT3	PROAM	279.0	Qualifying - 1 Driver - 1
6	Antonelli MotorSport	ITA	Loris Spinelli	ITA	Riccardo Agostini	ITA	Mercedes AMG GT3	PRO	279.0	Qualifying - 1 Driver - 1
10	SPS Automotive Performance	DEU	Miguel Ramos	PRT	Fabrizio Crestani	ITA	Mercedes AMG GT3	PRO	278.3	Free Practice - 1
99	Sports and You	PRT	António Coimbra	PRT	Luis Silva	PRT	Mercedes AMG GT3	AM	278.3	Qualifying - 1 Driver - 1
12	Ombra Racing	ITA	Federico Leo	ITA	Najiy Razak	MYS	Lamborghini Huracan GT3 EVO	PRO	277.6	Free Practice - 2
25	HTP Motorsport	DEU	Alexander Hrachowina	AUT	Martin Konrad	AUT	Mercedes AMG GT3	AM	277.6	Qualifying - 1 Driver - 1
19	Raton Racing by Target	ITA	Jiatong Liang	CHN	Raffaele Giammaria	ITA	Lamborghini Huracan GT3 EVO	PROAM	277.6	Qualifying - 1 Driver - 1
20	SPS Automotive Performance	DEU	Valentin Pierburg	DEU	Tom Onslow-Cole	GBR	Mercedes AMG GT3	PROAM	276.9	Free Practice - 1
66	Vincenzo Sospiri Racing	ITA	Frederik Schandorff	DNK	Tuomas Tujula	FIN	Lamborghini Huracan GT3 EVO	PROAM	276.9	Free Practice - 2
51	Spirit of Race	ITA	Francesco Piovonetti	PRI	Oswaldo Negri	BRA	Ferrari 488 GT3	AM	276.9	Qualifying - 1 Driver - 1
90	Raton Racing by Target	ITA	Christoph Lenz	CHE	Alberto Di Folco	ITA	Lamborghini Huracan GT3 EVO	PROAM	275.5	Free Practice - 1
27	Lazarus Racing	ITA	Eliseo Martínez	ARG	Andrzej Lewandowski	ESP	Lamborghini Huracan GT3 EVO	AM	274.8	Qualifying - 1 Driver - 1
31	Frikadelli Racing	DEU	Klaus Abbelen	DEU	Thomas Preining	AUT	Porsche GT3 R	PROAM	273.4	Free Practice - 1





Autodromo Nazionale Monza
International GT Open
Qualifying - 1 Driver - 1
Pit Stop Analysis



6 Loris Spinelli PRO Antonelli MotorSport
 Riccardo Agostini Mercedes AMG GT3

Nr.	In Day Time	In Time	Out Time	Pit Time	T. Pit Time	Handicap	Penalty
1	10:12:56.194	10:12:56.194	10:14:23.598	1:27.404	1:27.404		
2	10:25:10.423	10:25:10.423	10:27:04.854	1:54.431	3:21.835		

8 Giuseppe Cipriani AM Antonelli MotorSport
 Mercedes AMG GT3

Nr.	In Day Time	In Time	Out Time	Pit Time	T. Pit Time	Handicap	Penalty
1	10:12:36.249	10:12:36.249	10:14:22.885	1:46.636	1:46.636		
2	10:25:28.200	10:25:28.200	10:26:51.430	1:23.230	3:09.866		

10 Miguel Ramos PRO SPS Automotive Performance
 Fabrizio Crestani Mercedes AMG GT3

Nr.	In Day Time	In Time	Out Time	Pit Time	T. Pit Time	Handicap	Penalty
1	10:17:11.729	10:17:11.729	10:24:52.194	7:40.465	7:40.465		

12 Federico Leo PRO Ombra Racing
 Najiy Razak Lamborghini Huracan GT3 EVO

Nr.	In Day Time	In Time	Out Time	Pit Time	T. Pit Time	Handicap	Penalty
1	10:15:41.885	10:15:41.885	10:21:55.008	6:13.123	6:13.123		

14 Norbert Siedler PRO Emil Frey Racing
 Mikaël Grenier Lamborghini Huracan GT3 EVO

Nr.	In Day Time	In Time	Out Time	Pit Time	T. Pit Time	Handicap	Penalty
1	10:19:23.995	10:19:23.995	10:26:14.457	6:50.462	6:50.462		

16 Marcelo Hahn PROAM Teo Martín Motorsport
 Allam Khodair McLaren 720 s

Nr.	In Day Time	In Time	Out Time	Pit Time	T. Pit Time	Handicap	Penalty
1	10:15:14.002	10:15:14.002	10:24:25.150	9:11.148	9:11.148		

17 Fran Rueda PRO Teo Martín Motorsport
 Andrés Saravia McLaren 720 s

Nr.	In Day Time	In Time	Out Time	Pit Time	T. Pit Time	Handicap	Penalty
1	10:18:02.656	10:18:02.656	10:26:00.716	7:58.060	7:58.060		

19 Jiatong Liang PROAM Raton Racing by Target
 Raffaele Giammaria Lamborghini Huracan GT3 EVO

Nr.	In Day Time	In Time	Out Time	Pit Time	T. Pit Time	Handicap	Penalty
1	10:19:34.667	10:19:34.667	10:20:35.230	1:00.563	1:00.563		

20 Valentin Pierburg PROAM SPS Automotive Performance
 Tom Onslow-Cole Mercedes AMG GT3

Nr.	In Day Time	In Time	Out Time	Pit Time	T. Pit Time	Handicap	Penalty
1	10:21:03.677	10:21:03.677	10:23:25.566	2:21.889	2:21.889		

25 Alexander Hrachowina AM HTP Motorsport
 Martin Konrad Mercedes AMG GT3

Nr.	In Day Time	In Time	Out Time	Pit Time	T. Pit Time	Handicap	Penalty
1	10:18:40.878	10:18:40.878	10:24:48.605	6:07.727	6:07.727		

27 Eliseo Martínez AM Lazarus Racing
 Andrzej Lewandowski Lamborghini Huracan GT3 EVO

Nr.	In Day Time	In Time	Out Time	Pit Time	T. Pit Time	Handicap	Penalty
1	10:18:38.934	10:18:38.934	10:24:12.710	5:33.776	5:33.776		

31 Klaus Abbelen PROAM Frikadelli Racing
 Thomas Preining Porsche GT3 R

Nr.	In Day Time	In Time	Out Time	Pit Time	T. Pit Time	Handicap	Penalty
1	10:16:11.382	10:16:11.382	10:18:18.256	2:06.874	2:06.874		

59 Martin Kodrić PRO Teo Martín Motorsport
 Henrique Chaves McLaren 720 s

Nr.	In Day Time	In Time	Out Time	Pit Time	T. Pit Time	Handicap	Penalty
1	10:17:41.116	10:17:41.116	10:26:48.925	9:07.809	9:07.809		

63 Albert Costa PRO Emil Frey Racing
 Giacomo Altoè Lamborghini Huracan GT3 EVO

Nr.	In Day Time	In Time	Out Time	Pit Time	T. Pit Time	Handicap	Penalty
1	10:19:19.878	10:19:19.878	10:25:07.463	5:47.585	5:47.585		

66 Frederik Schandorff PROAM Vincenzo Sospiri Racing
 Tuomas Tujala Lamborghini Huracan GT3 EVO

Nr.	In Day Time	In Time	Out Time	Pit Time	T. Pit Time	Handicap	Penalty
1	10:07:16.165	10:07:16.165	10:08:49.097	1:32.932	1:32.932		
2	10:10:44.338	10:10:44.338	10:13:39.574	2:55.236	4:28.168		
3	10:15:35.318	10:15:35.318	10:25:42.730	10:07.412	14:35.580		

90 Christoph Lenz PROAM Raton Racing by Target
 Alberto Di Folco Lamborghini Huracan GT3 EVO

Nr.	In Day Time	In Time	Out Time	Pit Time	T. Pit Time	Handicap	Penalty
1	10:20:03.945	10:20:03.945	10:21:01.692	57.747	57.747		


96 Oliver Wilkinson PRO Optimum Motorsport
 Darren Turner Aston Martin GT3 AMR MY2019

Nr.	In Day Time	In Time	Out Time	Pit Time	T. Pit Time	Handicap	Penalty
1	10:16:18.071	10:16:18.071	10:25:10.080	8:52.009	8:52.009		

99 António Coimbra AM Sports and You
 Luis Silva Mercedes AMG GT3

Nr.	In Day Time	In Time	Out Time	Pit Time	T. Pit Time	Handicap	Penalty
1	10:18:06.625	10:18:06.625	10:21:59.710	3:53.085	3:53.085		

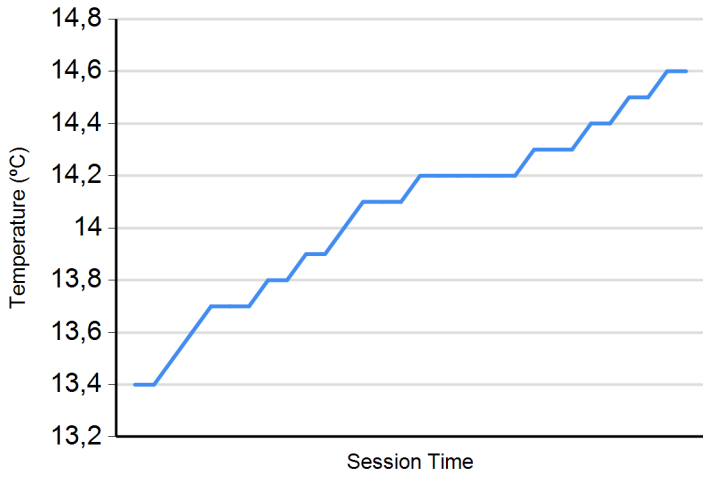




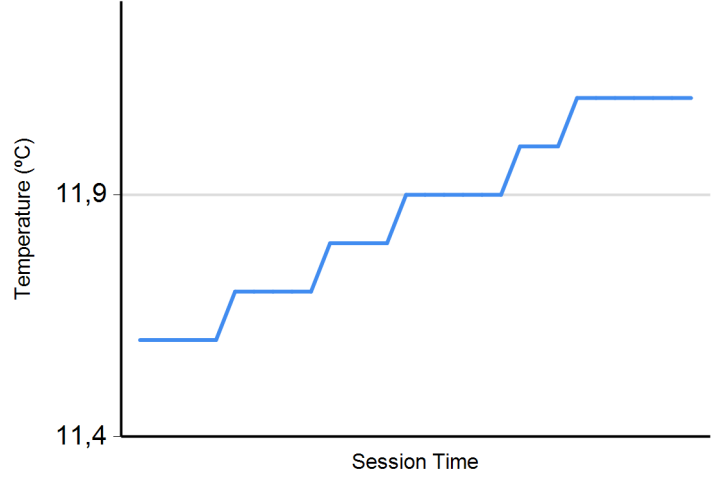
Autodromo Nazionale Monza
International GT Open
Qualifying - 1 Driver - 1
Weather Report



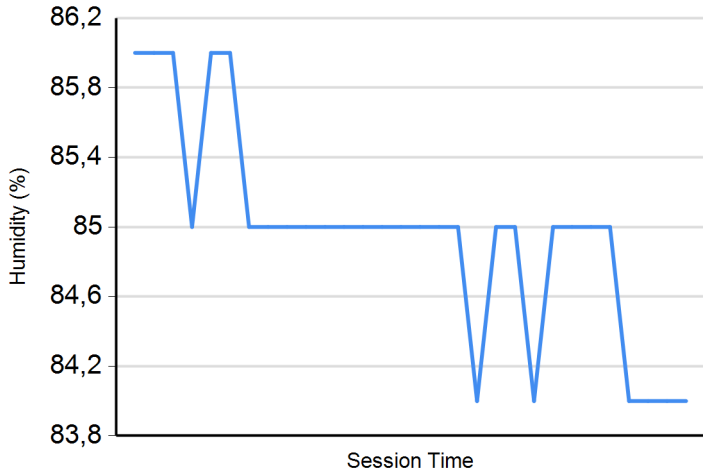
Air Temperature



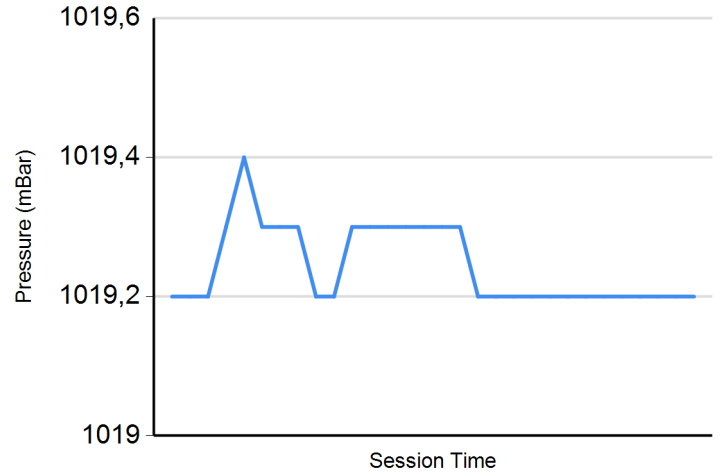
Track Temperature



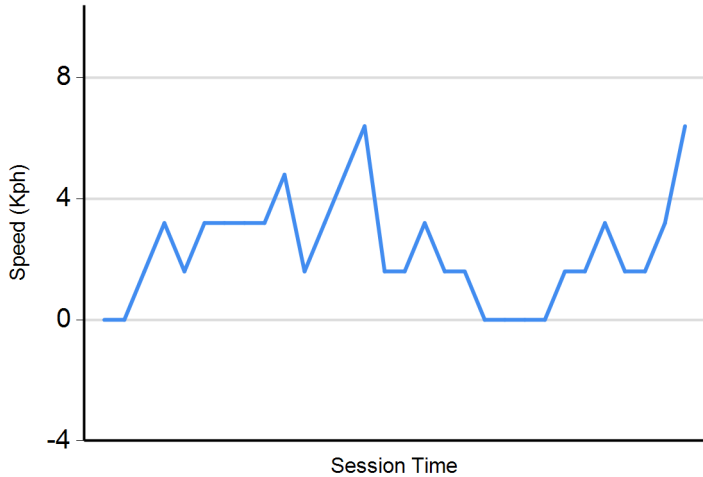
Humidity



Pressure



Wind Speed



Wind direction

North = 0°/360° Est = 90° South = 180° West = 270°

