



Autodromo Nazionale Monza
International GT Open
Race - 1
Provisional Results



Autodromo Nazionale Monza 5.793 m.

Cls	Nº	Entrant/Team	Nat	Driver 1	Nat	Driver 2	Nat	Vehicle	Cat	Cl	Laps	Total Time	Gap	Interval	Km/h	Best	Time	Km/h	
1	10	SPS Automotive Performance	DEU	Miguel Ramos	PRT	Fabrizio Crestani	ITA	Mercedes AMG GT3	PRO	1	39	1:11:51.096			188.6	8	1:47.889	193.2	
2	6	Antonelli MotorSport	ITA	Loris Spinelli	ITA	Riccardo Agostini	ITA	Mercedes AMG GT3	PRO	2	39	1:11:51.476	0.380	0.380	188.6	8	1:47.961	193.1	
3	96	Optimum Motorsport	GBR	Oliver Wilkinson	GBR	Darren Turner	GBR	Aston Martin GT3 AMR MY2019	PRO	3	39	1:12:01.139	10.043	9.663	188.2	18	1:47.687	193.6	
4	63	Emil Frey Racing	CHE	Albert Costa	ESP	Giacomo Altoè	ITA	Lamborghini Huracan GT3 EVO	PRO	4	39	1:12:02.202	11.106	1.063	188.1	27	1:47.259	194.4	
5	14	Emil Frey Racing	CHE	Norbert Siedler	AUT	Mikaël Grenier	CAN	Lamborghini Huracan GT3 EVO	PRO	5	39	1:12:02.680	11.584	0.478	188.1	30	1:47.523	193.9	
6	17	Teo Martín Motorsport	ESP	Fran Rueda	ESP	Andrés Saravia	GTN	McLaren 720 s	PRO	6	39	1:12:07.080	15.984	4.400	187.9	20	1:47.380	194.2	
7	66	Vincenzo Sospiri Racing	ITA	Frederik Schandorff	DNK	Tuomas Tujula	FIN	Lamborghini Huracan GT3 EVO	PROAM	1	39	1:12:27.320	36.224	20.240	187.0	7	1:48.183	192.7	
8	12	Ombra Racing	ITA	Federico Leo	ITA	Najiy Razak	MYS	Lamborghini Huracan GT3 EVO	PRO	7	39	1:12:45.665	54.569	18.345	186.3	30	1:48.847	191.5	
9	19	Raton Racing by Target	ITA	Jiatong Liang	CHN	Raffaele Giammaria	ITA	Lamborghini Huracan GT3 EVO	PROAM	2	39	1:12:54.813	1:03.717	9.148	185.9	8	1:48.734	191.7	
10	90	Raton Racing by Target	ITA	Christoph Lenz	CHE	Alberto Di Folco	ITA	Lamborghini Huracan GT3 EVO	PROAM	3	39	1:13:08.925	1:17.829	14.112	185.3	36	1:48.877	191.5	
11	16	Teo Martín Motorsport	ESP	Marcelo Hahn	BRA	Allam Khodair	BRA	McLaren 720 s	PROAM	4	39	1:13:09.616	1:18.520	0.691	185.2	25	1:47.786	193.4	
12	31	Frikadelli Racing	DEU	Klaus Abbelen	DEU	Thomas Preining	AUT	Porsche GT3 R	PROAM	5	39	1:13:29.674	1:38.578	20.058	184.4	19	1:48.042	193.0	
13	51	Spirit of Race	ITA	Francesco Piovanetti	PRI	Oswaldo Negri	BRA	Ferrari 488 GT3	AM	1	38	1:11:53.787	1 Lap	1 Lap	183.7	28	1:48.897	191.5	
14	99	Sports and You	PRT	António Coimbra	PRT	Luis Silva	PRT	Mercedes AMG GT3	AM	2	38	1:12:15.553	1 Lap	21.766	182.7	8	1:49.612	190.2	
15	25	HTP Motorsport	ITA	Alexander Hrachowina	AUT	Martin Konrad	AUT	Mercedes AMG GT3	AM	3	38	1:12:16.178	1 Lap	0.625	182.7	38	1:48.508	192.1	
16	8	Antonelli MotorSport	ITA	Giuseppe Cipriani	ITA			Mercedes AMG GT3	AM	4	38	1:12:57.976	1 Lap	41.798	181.0	28	1:49.395	190.6	
17	20	SPS Automotive Performance	DEU	Valentin Pierburg	DEU	Tom Onslow-Cole	GBR	Mercedes AMG GT3	PROAM	6	37	1:13:28.574	2 Laps	1 Lap	175.0	29	1:47.732	193.5	
Not classified: (Requirements: 75% of number laps of leader = 30 Laps)																			
27		Lazarus Racing	ITA	Eliseo Martínez	ARG	Andrzej Lewandowski	ESP	Lamborghini Huracan GT3 EVO	AM	5	28	53:57.702	11 Laps	9 Laps	180.3	22	1:50.164	189.3	
21		Spirit of Race	ITA	Duncan Cameron	GBR	Matt Griffin	IRL	Ferrari 488 GT3	PROAM	7	23	44:22.817	16 Laps	5 Laps	180.1	6	1:48.477	192.2	
59		Teo Martín Motorsport	ESP	Martin Kodrić	HRV	Henrique Chaves	PRT	McLaren 720 s	PRO	8	4	7:33.004	35 Laps	19 Laps	184.1	2	1:50.325	189.0	

Fastest lap Costa - Altoè in 1:47.259 at 194.4 Km/h in lap 27

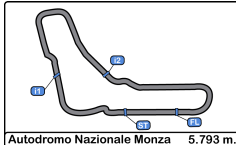
CAR #6 - 5 SECONDS TIME PENALTY ADDED FAILING TO COMPLY CHANGE OF DRIVER RULES
 DRIVE THROUGH CAR 16 CAUSING A COLLISION DONE DURING THE RACE
 DRIVE THROUGH CAR 25 CAUSING A COLLISION DONE DURING THE RACE

Published at:.....

Track Temp: 22.1 °C Air Temp: 19.7 °C Humidity: 66 % Track Status: DRY

Stewards:	Race Director:	Timekeeper: 
-----------	----------------	---





Autodromo Nazionale Monza
International GT Open
Race - 1
Provisional Results by Class



Cls	Nº	Entrant/Team	Nat	Driver 1	Nat	Driver 2	Nat	Vehicle	Cat	Cl	Laps	Total Time	Gap	Interval	Km/h	Best	Time	Km/h
PRO																		
1	10	SPS Automotive Performance	DEU	Miguel Ramos	PRT	Fabrizio Crestani	ITA	Mercedes AMG GT3	PRO	1	39	1:11:51.096			188.6	8	1:47.889	193.2
2	6	Antonelli MotorSport	ITA	Loris Spinelli	ITA	Riccardo Agostini	ITA	Mercedes AMG GT3	PRO	2	39	1:11:51.476	0.380	0.380	188.6	8	1:47.961	193.1
3	96	Optimum Motorsport	GBR	Oliver Wilkinson	GBR	Darren Turner	GBR	Aston Martin GT3 AMR MY2019	PRO	3	39	1:12:01.139	10.043	9.663	188.2	18	1:47.687	193.6
4	63	Emil Frey Racing	CHE	Albert Costa	ESP	Giacomo Altoè	ITA	Lamborghini Huracan GT3 EVO	PRO	4	39	1:12:02.202	11.106	1.063	188.1	27	1:47.259	194.4
5	14	Emil Frey Racing	CHE	Norbert Siedler	AUT	Mikaël Grenier	CAN	Lamborghini Huracan GT3 EVO	PRO	5	39	1:12:02.680	11.584	0.478	188.1	30	1:47.523	193.9
6	17	Teo Martín Motorsport	ESP	Fran Rueda	ESP	Andrés Saravia	GTN	McLaren 720 s	PRO	6	39	1:12:07.080	15.984	4.400	187.9	20	1:47.380	194.2
7	12	Ombra Racing	ITA	Federico Leo	ITA	Najiy Razak	MYS	Lamborghini Huracan GT3 EVO	PRO	7	39	1:12:45.665	54.569	38.585	186.3	30	1:48.847	191.5
Not classified: (Requirements: 75% of number laps of leader = 30 Laps)																		
59	Teo Martín Motorsport	ESP	Martin Kodrić	HRV	Henrique Chaves	PRT	McLaren 720 s	PRO	8	4	7:33.004	35 Laps	35 Laps	184.1	2	1:50.325	189.0	
PROAM																		
1	66	Vincenzo Sospiri Racing	ITA	Frederik Schandorff	DNK	Tuomas Tujula	FIN	Lamborghini Huracan GT3 EVO	PROAM	1	39	1:12:27.320			187.0	7	1:48.183	192.7
2	19	Raton Racing by Target	ITA	Jiatong Liang	CHN	Raffaele Giammaria	ITA	Lamborghini Huracan GT3 EVO	PROAM	2	39	1:12:54.813	1:03.717	27.493	185.9	8	1:48.734	191.7
3	90	Raton Racing by Target	ITA	Christoph Lenz	CHE	Alberto Di Folco	ITA	Lamborghini Huracan GT3 EVO	PROAM	3	39	1:13:08.925	1:17.829	14.112	185.3	36	1:48.877	191.5
4	16	Teo Martín Motorsport	ESP	Marcelo Hahn	BRA	Allam Khodair	BRA	McLaren 720 s	PROAM	4	39	1:13:09.616	1:18.520	0.691	185.2	25	1:47.786	193.4
5	31	Frikadelli Racing	DEU	Klaus Abbelen	DEU	Thomas Preining	AUT	Porsche GT3 R	PROAM	5	39	1:13:29.674	1:38.578	20.058	184.4	19	1:48.042	193.0
6	20	SPS Automotive Performance	DEU	Valentin Pierburg	DEU	Tom Onslow-Cole	GBR	Mercedes AMG GT3	PROAM	6	37	1:13:28.574	2 Laps	2 Laps	175.0	29	1:47.732	193.5
Not classified: (Requirements: 75% of number laps of leader = 30 Laps)																		
21	Spirit of Race	ITA	Duncan Cameron	GBR	Matt Griffin	IRL	Ferrari 488 GT3	PROAM	7	23	44:22.817	16 Laps	14 Laps	180.1	6	1:48.477	192.2	
AM																		
1	51	Spirit of Race	ITA	Francesco Piovanetti	PRI	Oswaldo Negri	BRA	Ferrari 488 GT3	AM	1	38	1:11:53.787			183.7	28	1:48.897	191.5
2	99	Sports and You	PRT	António Coimbra	PRT	Luis Silva	PRT	Mercedes AMG GT3	AM	2	38	1:12:15.553	1 Lap	21.766	182.7	8	1:49.612	190.2
3	25	HTP Motorsport	DEU	Alexander Hrachowina	AUT	Martin Konrad	AUT	Mercedes AMG GT3	AM	3	38	1:12:16.178	1 Lap	0.625	182.7	38	1:48.508	192.1
4	8	Antonelli MotorSport	ITA	Giuseppe Cipriani	ITA			Mercedes AMG GT3	AM	4	38	1:12:57.976	1 Lap	41.798	181.0	28	1:49.395	190.6
Not classified: (Requirements: 75% of number laps of leader = 30 Laps)																		
27	Lazarus Racing	ITA	Eliseo Martínez	ARG	Andrzej Lewandowski	ESP	Lamborghini Huracan GT3 EVO	AM	5	28	53:57.702	11 Laps	10 Laps	180.3	22	1:50.164	189.3	


Fastest lap Costa - Altoè in 1:47.259 at 194.4 Km/h in lap 27

Published at:.....

Track Temp: 22.1 °C Air Temp: 19.7 °C Humidity: 66 % Track Status: DRY

Stewards:	Race Director:	Timekeeper:
------------------	-----------------------	--------------------






Autodromo Nazionale Monza
International GT Open
Race - 1



Provisional Classification by Driver Fastest Lap

Cl	N°	Entrant/Team	Nat	Vehicle	Driver	Nat	Cat	Cl	Laps	Best	Time	Gap	Interval	Km/h
1	63	Emil Frey Racing		Lamborghini Huracan GT3 EVO	Giacomo Altoè		PRO	1	19	7	1:47.259			194.4
2	17	Teo Martín Motorsport		McLaren 720 s	Fran Rueda		PRO	2	23	4	1:47.380	0.121	0.121	194.2
3	63	Emil Frey Racing		Lamborghini Huracan GT3 EVO	Albert Costa		PRO	3	20	15	1:47.472	0.213	0.092	194.0
4	14	Emil Frey Racing		Lamborghini Huracan GT3 EVO	Mikaël Grenier		PRO	4	23	14	1:47.523	0.264	0.051	193.9
5	96	Optimum Motorsport		Aston Martin GT3 AMR MY2019	Darren Turner		PRO	5	22	18	1:47.687	0.428	0.164	193.6
6	20	SPS Automotive Performance		Mercedes AMG GT3	Tom Onslow-Cole		PROAM	1	24	16	1:47.732	0.473	0.045	193.5
7	16	Teo Martín Motorsport		McLaren 720 s	Marcelo Hahn		PROAM	2	36	22	1:47.786	0.527	0.054	193.4
8	14	Emil Frey Racing		Lamborghini Huracan GT3 EVO	Norbert Siedler		PRO	6	16	5	1:47.794	0.535	0.008	193.4
9	10	SPS Automotive Performance		Mercedes AMG GT3	Fabrizio Crestani		PRO	7	18	8	1:47.889	0.630	0.095	193.2
10	6	Antonelli MotorSport		Mercedes AMG GT3	Loris Spinelli		PRO	8	19	8	1:47.961	0.702	0.072	193.1
11	31	Frikadelli Racing		Porsche GT3 R	Thomas Preining		PROAM	3	23	3	1:48.042	0.783	0.081	193.0
12	6	Antonelli MotorSport		Mercedes AMG GT3	Riccardo Agostini		PRO	9	20	13	1:48.051	0.792	0.009	193.0
13	16	Teo Martín Motorsport		McLaren 720 s	Allam Khodair		PROAM	4	3	2	1:48.073	0.814	0.022	192.9
14	17	Teo Martín Motorsport		McLaren 720 s	Andrés Saravia		PRO	10	16	10	1:48.092	0.833	0.019	192.9
15	66	Vincenzo Sospiri Racing		Lamborghini Huracan GT3 EVO	Frederik Schandorff		PROAM	5	22	7	1:48.183	0.924	0.091	192.7
16	96	Optimum Motorsport		Aston Martin GT3 AMR MY2019	Oliver Wilkinson		PRO	11	17	2	1:48.202	0.943	0.019	192.7
17	10	SPS Automotive Performance		Mercedes AMG GT3	Miguel Ramos		PRO	12	21	13	1:48.212	0.953	0.010	192.7
18	66	Vincenzo Sospiri Racing		Lamborghini Huracan GT3 EVO	Tuomas Tujula		PROAM	6	17	13	1:48.423	1.164	0.211	192.3
19	21	Spirit of Race		Ferrari 488 GT3	Matt Griffin		PROAM	7	17	6	1:48.477	1.218	0.054	192.2
20	25	HTP Motorsport		Mercedes AMG GT3	Martin Konrad		AM	1	22	22	1:48.508	1.249	0.031	192.1
21	19	Raton Racing by Target		Lamborghini Huracan GT3 EVO	Raffaele Giammaria		PROAM	8	22	8	1:48.734	1.475	0.226	191.7
22	12	Ombra Racing		Lamborghini Huracan GT3 EVO	Najiy Razak		PRO	13	20	11	1:48.847	1.588	0.113	191.5
23	90	Raton Racing by Target		Lamborghini Huracan GT3 EVO	Alberto Di Folco		PROAM	9	24	21	1:48.877	1.618	0.030	191.5
24	51	Spirit of Race		Ferrari 488 GT3	Oswaldo Negri		AM	2	22	12	1:48.897	1.638	0.020	191.5
25	12	Ombra Racing		Lamborghini Huracan GT3 EVO	Federico Leo		PRO	14	19	6	1:49.327	2.068	0.430	190.7
26	8	Antonelli MotorSport		Mercedes AMG GT3	Giuseppe Cipriani		AM	3	38	28	1:49.395	2.136	0.068	190.6
27	19	Raton Racing by Target		Lamborghini Huracan GT3 EVO	Jiatong Liang		PROAM	10	17	4	1:49.550	2.291	0.155	190.3
28	99	Sports and You		Mercedes AMG GT3	António Coimbra		AM	4	22	8	1:49.612	2.353	0.062	190.2
29	20	SPS Automotive Performance		Mercedes AMG GT3	Valentin Pierburg		PROAM	11	13	6	1:49.760	2.501	0.148	190.0
30	27	Lazarus Racing		Lamborghini Huracan GT3 EVO	Eliseo Martínez		AM	5	13	7	1:50.164	2.905	0.404	189.3
31	25	HTP Motorsport		Mercedes AMG GT3	Alexander Hrachowin		AM	6	16	6	1:50.274	3.015	0.110	189.1
32	59	Teo Martín Motorsport		McLaren 720 s	Martin Kodrić		PRO	15	4	2	1:50.325	3.066	0.051	189.0
33	90	Raton Racing by Target		Lamborghini Huracan GT3 EVO	Christoph Lenz		PROAM	12	15	9	1:50.710	3.451	0.385	188.3
34	21	Spirit of Race		Ferrari 488 GT3	Duncan Cameron		PROAM	13	6	5	1:50.770	3.511	0.060	188.2
35	99	Sports and You		Mercedes AMG GT3	Luis Silva		AM	7	16	6	1:51.012	3.753	0.242	187.8
36	51	Spirit of Race		Ferrari 488 GT3	Francesco Piovanetti		AM	8	16	13	1:51.067	3.808	0.055	187.7
37	27	Lazarus Racing		Lamborghini Huracan GT3 EVO	Andrzej Lewandowski		AM	9	15	13	1:51.408	4.149	0.341	187.1
38	31	Frikadelli Racing		Porsche GT3 R	Klaus Abbelen		PROAM	14	16	7	1:52.046	4.787	0.638	186.1





Autodromo Nazionale Monza

International GT Open

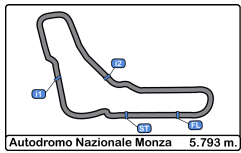
Race - 1

Distance and Speed Average



Cls	Nº	Entrant/Team	Nat	Driver 1	Nat	Driver 2	Nat	Vehicle	Cat	Cls	Laps	Distance	Total Time	Km/h
1	10	SPS Automotive Performance		Miguel Ramos		<u>Fabrizio Crestani</u>		Mercedes AMG GT3	PRO	1	39	225.92	1:11:51.096	188.6
2	6	Antonelli MotorSport		<u>Loris Spinelli</u>		Riccardo Agostini		Mercedes AMG GT3	PRO	2	39	225.92	1:11:51.476	188.6
3	96	Optimum Motorsport		Oliver Wilkinson		<u>Darren Turner</u>		Aston Martin GT3 AMR MY2019	PRO	3	39	225.92	1:12:01.139	188.2
4	63	Emil Frey Racing		<u>Albert Costa</u>		Giacomo Altoè		Lamborghini Huracan GT3 EVO	PRO	4	39	225.92	1:12:02.202	188.1
5	14	Emil Frey Racing		<u>Norbert Siedler</u>		Mikaël Grenier		Lamborghini Huracan GT3 EVO	PRO	5	39	225.92	1:12:02.680	188.1
6	17	Teo Martín Motorsport		Fran Rueda		<u>Andrés Saravia</u>		McLaren 720 s	PRO	6	39	225.92	1:12:07.080	187.9
7	66	Vincenzo Sospiri Racing		<u>Frederik Schandorff</u>		Tuomas Tujula		Lamborghini Huracan GT3 EVO	PROAM	1	39	225.92	1:12:27.320	187.0
8	12	Ombra Racing		<u>Federico Leo</u>		Najiy Razak		Lamborghini Huracan GT3 EVO	PRO	7	39	225.92	1:12:45.665	186.3
9	19	Raton Racing by Target		Jiatong Liang		<u>Raffaele Giammaria</u>		Lamborghini Huracan GT3 EVO	PROAM	2	39	225.92	1:12:54.813	185.9
10	90	Raton Racing by Target		<u>Christoph Lenz</u>		Alberto Di Folco		Lamborghini Huracan GT3 EVO	PROAM	3	39	225.92	1:13:08.925	185.3
11	16	Teo Martín Motorsport		<u>Marcelo Hahn</u>		Allam Khodair		McLaren 720 s	PROAM	4	39	225.92	1:13:09.616	185.2
12	31	Frikadelli Racing		<u>Klaus Abbelen</u>		Thomas Preining		Porsche GT3 R	PROAM	5	39	225.92	1:13:29.674	184.4
13	51	Spirit of Race		<u>Francesco Piovanetti</u>		Oswaldo Negri		Ferrari 488 GT3	AM	1	38	220.13	1:11:53.787	183.7
14	99	Sports and You		<u>António Coimbra</u>		Luis Silva		Mercedes AMG GT3	AM	2	38	220.13	1:12:15.553	182.7
15	25	HTP Motorsport		<u>Alexander Hrachowina</u>		Martin Konrad		Mercedes AMG GT3	AM	3	38	220.13	1:12:16.178	182.7
16	8	Antonelli MotorSport		Giuseppe Cipriani				Mercedes AMG GT3	AM	4	38	220.13	1:12:57.976	181.0
17	20	SPS Automotive Performance		<u>Valentin Pierburg</u>		Tom Onslow-Cole		Mercedes AMG GT3	PROAM	6	37	214.34	1:13:28.574	175.0
Not classified: (Requirements: 75% of number laps of leader = 30 Laps)														
27		Lazarus Racing		Eliseo Martínez		<u>Andrzej Lewandowski</u>		Lamborghini Huracan GT3 EVO	AM	5	28	162.20	53:57.702	180.3
21		Spirit of Race		Duncan Cameron		<u>Matt Griffin</u>		Ferrari 488 GT3	PROAM	7	23	133.23	44:22.817	180.1
59		Teo Martín Motorsport		<u>Martin Kodrić</u>		Henrique Chaves		McLaren 720 s	PRO	8	4	23.17	7:33.004	184.1






Autodromo Nazionale Monza
International GT Open
Race - 1
Lap Analysis



6							8								
1 Loris Spinelli Mercedes AMG GT3							1 Giuseppe Cipriani Mercedes AMG GT3								
PRO 2 Riccardo Agostini Antonelli MotorSport							AM 2 Antonelli MotorSport								
Lap	D	Time	Sector 1	Sector 2	Sector 3	T. Spd	Elapsed	Lap	D	Time	Sector 1	Sector 2	Sector 3	T. Spd	Elapsed
1	1	1:53.683	38.700	37.559	37.424	254.7	1:53.683	1		2:01.530	42.777	40.237	38.516	226.4	2:01.530
2	1	1:48.616	34.571	36.937	37.108	276.2	3:42.299	2		1:52.544	35.197	38.612	38.735	261.5	3:54.074
3	1	1:48.349	34.483	36.832	37.034	274.1	5:30.648	3		1:51.148	34.771	37.932	38.445	276.2	5:45.222
4	1	1:48.018	34.469	36.635	36.914	273.4	7:18.666	4		1:51.980	34.904	38.760	38.316	274.1	7:37.202
5	1	1:48.159	34.422	36.748	36.989	274.8	9:06.825	5		1:51.979	35.653	38.335	37.991	276.2	9:29.181
6	1	1:47.967	34.394	36.678	36.895	272.7	10:54.792	6		1:50.224	34.764	37.668	37.792	274.8	11:19.405
7	1	1:47.988	34.372	36.712	36.904	274.8	12:42.780	7		1:50.094	34.796	37.567	37.731	275.5	13:09.499
8	1	1:47.961	34.377	36.623	36.961	274.1	14:30.741	8		1:50.026	34.716	37.514	37.796	276.2	14:59.525
9	1	1:48.214	34.492	36.661	37.061	276.2	16:18.955	9		1:53.076	37.365	37.807	37.904	276.2	16:52.601
10	1	1:48.358	34.525	36.866	36.967	275.5	18:07.313	10		1:50.228	34.660	37.749	37.819	275.5	18:42.829
11	1	1:48.071	34.568	36.617	36.886	273.4	19:55.384	11		1:50.154	34.840	37.505	37.809	275.5	20:32.983
12	1	1:48.399	34.506	36.716	37.177	276.9	21:43.783	12		1:50.002	34.628	37.639	37.735	275.5	22:22.985
13	1	1:48.390	34.617	36.738	37.035	272.0	23:32.173	13		1:50.094	34.765	37.506	37.823	275.5	24:13.079
14	1	1:48.029	34.397	36.649	36.983	275.5	25:20.202	14		1:49.895	34.718	37.479	37.698	275.5	26:02.974
15	1	1:48.541	34.605	36.831	37.105	272.0	27:08.743	15		1:50.593	35.259	37.571	37.763	275.5	27:53.567
16	1	1:48.315	34.441	36.790	37.084	276.2	28:57.058	16		1:49.836	34.757	37.423	37.656	274.1	29:43.403
17	1	1:48.345	34.480	36.831	37.034	274.8	30:45.403	17		1:56.638 P	34.696	37.478	44.464	276.2	31:40.041
18	1	1:48.210	34.442	36.725	37.043	276.9	32:33.613	18		3:20.734	2:05.192	37.710	37.832	214.7	35:00.775
19	1	1:53.543 P	34.484	36.724	42.335	276.9	34:27.156	19		1:49.890	34.736	37.577	37.577	273.4	36:50.665
20	2	2:59.037	1:44.514	37.042	37.481	213.8	37:26.193	20		1:49.469	34.714	37.217	37.538	274.8	38:40.134
21	2	1:48.605	34.579	36.749	37.277	272.0	39:14.798	21		1:49.601	34.616	37.334	37.651	274.8	40:29.735
22	2	1:48.350	34.440	36.740	37.170	275.5	41:03.148	22		1:49.593	34.726	37.234	37.633	274.8	42:19.328
23	2	1:48.347	34.438	36.847	37.062	274.1	42:51.495	23		1:49.903	34.801	37.490	37.612	276.2	44:09.231
24	2	1:48.233	34.385	36.704	37.144	274.1	44:39.728	24		1:51.025	34.626	38.423	37.976	275.5	46:00.256
25	2	1:48.282	34.292	36.632	37.358	277.6	46:28.010	25		1:49.909	34.818	37.409	37.682	273.4	47:50.165
26	2	1:48.381	34.352	36.820	37.209	276.2	48:16.391	26		1:49.672	34.578	37.425	37.669	274.8	49:39.837
27	2	1:48.448	34.426	36.770	37.252	279.0	50:04.839	27		1:49.621	34.662	37.378	37.581	274.1	51:29.458
28	2	1:48.527	34.353	36.941	37.233	278.3	51:53.366	28		1:49.395	34.532	37.214	37.649	274.8	53:18.853
29	2	1:48.668	34.325	37.187	37.156	276.2	53:42.034	29		1:51.988	34.760	38.679	38.549	274.1	55:10.841
30	2	1:48.525	34.301	37.081	37.143	280.5	55:30.559	30		1:49.835	34.696	37.413	37.726	274.8	57:00.676
31	2	1:48.421	34.382	36.929	37.110	276.9	57:18.980	31		1:49.633	34.510	37.397	37.726	275.5	58:50.309
32	2	1:48.051	34.319	36.748	36.984	276.2	59:07.031	32		1:50.008	34.526	37.468	38.014	274.1	1:00:40.317
33	2	1:48.470	34.277	37.130	37.063	280.5	1:00:55.501	33		1:51.969	34.802	38.137	39.030	274.8	1:02:32.286
34	2	1:48.186	34.305	36.748	37.133	279.0	1:02:43.687	34		1:51.809	35.011	38.153	38.645	271.3	1:04:24.095
35	2	1:49.122	34.349	37.308	37.465	278.3	1:04:32.809	35		2:28.486 P	34.961	48.436	1:05.089	274.1	1:06:52.581
36	2	1:48.459	34.412	36.861	37.186	277.6	1:06:21.268	36		2:23.965	1:05.634	39.431	38.900	213.0	1:09:16.546
37	2	1:48.434	34.371	36.772	37.291	275.5	1:08:09.702	37		1:51.103	34.947	37.840	38.316	272.0	1:11:07.649
38	2	1:48.409	34.404	36.891	37.114	275.5	1:09:58.111	38		1:50.327	34.693	37.688	37.946	272.7	1:12:57.976
39	2	1:48.365	34.304	36.882	37.179	276.2	1:11:46.476								





Autodromo Nazionale Monza
International GT Open
Race - 1
Lap Analysis



10

1 Miguel Ramos Mercedes AMG GT3

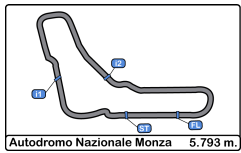
12

1 Federico Leo Lamborghini Huracan GT3 EVO

PRO 2 Fabrizio Crestani SPS Automotive Performance PRO 2 Najiy Razak Ombra Racing

Lap	D	Time	Sector 1	Sector 2	Sector 3	T. Spd	Elapsed	Lap	D	Time	Sector 1	Sector 2	Sector 3	T. Spd	Elapsed
1	2	1:54.009	38.853	37.755	37.401	253.5	1:54.009	1	1	1:59.336	41.659	39.006	38.671	243.7	1:59.336
2	2	1:50.003	35.373	37.096	37.534	274.8	3:44.012	2	1	1:50.733	35.180	37.634	37.919	275.5	3:50.069
3	2	1:48.318	34.577	36.706	37.035	278.3	5:32.330	3	1	1:50.761	35.086	37.422	38.253	276.2	5:40.830
4	2	1:48.219	34.425	36.867	36.927	276.9	7:20.549	4	1	1:50.550	35.368	37.467	37.715	270.0	7:31.380
5	2	1:47.938	34.341	36.750	36.847	276.9	9:08.487	5	1	1:50.204	35.543	37.060	37.601	269.3	9:21.584
6	2	1:48.120	34.310	36.970	36.840	276.9	10:56.607	6	1	1:49.327	34.738	37.033	37.556	274.8	11:10.911
7	2	1:47.898	34.317	36.687	36.894	276.9	12:44.505	7	1	1:49.486	34.805	37.076	37.605	276.2	13:00.397
8	2	1:47.889	34.342	36.614	36.933	276.9	14:32.394	8	1	1:50.071	34.797	37.540	37.734	276.2	14:50.468
9	2	1:47.982	34.268	36.921	36.793	276.9	16:20.376	9	1	1:49.887	34.976	37.252	37.659	270.0	16:40.355
10	2	1:47.919	34.231	36.868	36.820	276.9	18:08.295	10	1	1:50.865	36.108	37.224	37.533	273.4	18:31.220
11	2	1:48.199	34.356	36.805	37.038	277.6	19:56.494	11	1	1:49.527	34.913	37.072	37.542	274.1	20:20.747
12	2	1:48.351	34.385	36.847	37.119	277.6	21:44.845	12	1	1:49.494	34.906	37.058	37.530	272.7	22:10.241
13	2	1:47.983	34.351	36.687	36.945	277.6	23:32.828	13	1	1:49.644	34.787	37.277	37.580	272.0	23:59.885
14	2	1:48.291	34.433	36.804	37.054	278.3	25:21.119	14	1	1:49.371	34.743	37.191	37.437	272.7	25:49.256
15	2	1:48.234	34.299	37.066	36.869	277.6	27:09.353	15	1	1:49.544	34.739	37.221	37.584	272.7	27:38.800
16	2	1:48.284	34.411	36.973	36.900	277.6	28:57.637	16	1	1:49.495	34.742	37.191	37.562	274.1	29:28.295
17	2	1:48.249	34.255	37.021	36.973	278.3	30:45.886	17	1	1:49.446	34.789	37.184	37.473	275.5	31:17.741
18	2	1:54.179 P	34.339	37.068	42.772	279.0	32:40.065	18	1	1:49.528	34.770	37.187	37.571	274.8	33:07.269
19	1	2:59.181	1:44.336	37.282	37.563	216.0	35:39.246	19	1	1:55.739 P	34.787	37.380	43.572	273.4	35:03.008
20	1	1:49.527	34.859	37.307	37.361	274.1	37:28.773	20	2	3:00.678	1:45.088	37.796	37.794	211.3	38:03.686
21	1	1:48.744	34.514	36.933	37.297	276.2	39:17.517	21	2	1:50.693	35.064	38.115	37.514	274.1	39:54.379
22	1	1:49.018	34.442	37.352	37.224	276.2	41:06.535	22	2	1:49.402	34.681	37.324	37.397	272.7	41:43.781
23	1	1:48.507	34.432	36.897	37.178	276.2	42:55.042	23	2	1:49.372	34.760	37.249	37.363	274.1	43:33.153
24	1	1:48.300	34.291	36.857	37.152	276.9	44:43.342	24	2	1:49.314	34.670	37.322	37.322	272.7	45:22.467
25	1	1:48.311	34.437	36.700	37.174	276.9	46:31.653	25	2	1:49.339	34.701	37.332	37.306	272.7	47:11.806
26	1	1:48.279	34.425	36.761	37.093	276.9	48:19.932	26	2	1:49.052	34.641	37.186	37.225	272.7	49:00.858
27	1	1:48.438	34.477	36.899	37.062	277.6	50:08.370	27	2	1:49.108	34.588	37.188	37.332	275.5	50:49.966
28	1	1:48.574	34.407	36.899	37.268	276.9	51:56.944	28	2	1:49.401	34.633	37.156	37.612	273.4	52:39.367
29	1	1:48.217	34.347	36.927	36.943	277.6	53:45.161	29	2	1:49.406	34.820	37.244	37.342	274.8	54:28.773
30	1	1:48.912	35.159	36.897	36.856	278.3	55:34.073	30	2	1:48.847	34.514	37.020	37.313	276.2	56:17.620
31	1	1:48.212	34.407	36.810	36.995	277.6	57:22.285	31	2	1:49.328	34.626	37.270	37.432	276.9	58:06.948
32	1	1:48.413	34.256	37.089	37.068	277.6	59:10.698	32	2	1:50.657	34.698	38.194	37.765	276.2	59:57.605
33	1	1:48.897	34.798	37.041	37.058	277.6	1:00:59.595	33	2	1:49.358	34.665	37.274	37.419	272.7	1:01:46.963
34	1	1:48.637	34.731	36.988	36.918	257.1	1:02:48.232	34	2	1:49.669	34.683	37.504	37.482	272.7	1:03:36.632
35	1	1:48.272	34.563	36.730	36.979	277.6	1:04:36.504	35	2	1:49.434	34.727	37.252	37.455	274.1	1:05:26.066
36	1	1:48.598	34.379	36.938	37.281	278.3	1:06:25.102	36	2	1:49.756	34.660	37.291	37.805	274.1	1:07:15.822
37	1	1:48.754	34.433	36.944	37.377	279.0	1:08:13.856	37	2	1:49.561	34.679	37.435	37.447	274.8	1:09:05.383
38	1	1:48.967	34.479	37.034	37.454	277.6	1:10:02.823	38	2	1:50.235	34.860	37.516	37.859	273.4	1:10:55.618
39	1	1:48.273	34.233	36.965	37.075	279.7	1:11:51.096	39	2	1:50.047	34.725	37.399	37.923	272.7	1:12:45.665





Autodromo Nazionale Monza
International GT Open
Race - 1
Lap Analysis



14

1 Norbert Siedler

Lamborghini Huracan GT3 EVO

16


1 Marcelo Hahn

McLaren 720 s

PRO 2 Mikaël Grenier Emil Frey Racing PROAM 2 Allam Khodair Teo Martín Motorsport

Lap	D	Time	Sector 1	Sector 2	Sector 3	T. Spd	Elapsed	Lap	D	Time	Sector 1	Sector 2	Sector 3	T. Spd	Elapsed
1	1	1:54.665	39.217	37.965	37.483	252.3	1:54.665	1	1	2:00.206	42.089	39.595	38.522	236.8	2:00.206
2	1	1:49.636	34.903	37.392	37.341	272.7	3:44.301	2	1	1:50.796	35.059	37.733	38.004	266.6	3:51.002
3	1	1:49.121	34.796	37.194	37.131	266.0	5:33.422	3	1	1:50.054	34.533	37.439	38.082	279.0	5:41.056
4	1	1:47.864	34.326	36.673	36.865	278.3	7:21.286	4	1	1:49.874	34.628	37.362	37.884	284.2	7:30.930
5	1	1:47.794	34.206	36.637	36.951	279.0	9:09.080	5	1	1:49.470	34.679	37.316	37.475	271.3	9:20.400
6	1	1:48.083	34.280	36.778	37.025	279.0	10:57.163	6	1	1:49.347	34.339	37.500	37.508	277.6	11:09.747
7	1	1:47.818	34.421	36.569	36.828	279.0	12:44.981	7	1	1:49.521	34.465	37.357	37.699	279.0	12:59.268
8	1	1:47.974	34.329	36.721	36.924	279.0	14:32.955	8	1	1:50.772	35.143	37.778	37.851	262.7	14:50.040
9	1	1:48.038	34.250	36.828	36.960	279.0	16:20.993	9	1	1:49.597	34.719	37.295	37.583	269.3	16:39.637
10	1	1:48.242	34.494	36.799	36.949	279.0	18:09.235	10	1	1:59.984	44.249	37.842	37.893	277.6	18:39.621
11	1	1:48.743	34.704	36.823	37.216	274.1	19:57.978	11	1	1:49.683	34.662	37.413	37.608	273.4	20:29.304
12	1	1:48.198	34.471	36.722	37.005	276.9	21:46.176	12	1	1:50.035	34.624	37.550	37.861	275.5	22:19.339
13	1	1:48.222	34.503	36.575	37.144	278.3	23:34.398	13	1	1:49.480	34.729	37.058	37.693	276.9	24:08.819
14	1	1:47.807	34.335	36.482	36.990	277.6	25:22.205	14	1	1:49.725	34.603	37.291	37.831	276.2	25:58.544
15	1	1:47.886	34.127	36.690	37.069	278.3	27:10.091	15	1	1:51.304	36.061	37.543	37.700	278.3	27:49.848
16	1	1:54.729 P	34.381	36.827	43.521	278.3	29:04.820	16	1	1:50.017	34.630	37.685	37.702	274.8	29:39.865
17	2	3:19.568	2:04.899	37.254	37.415	212.1	32:24.388	17	1	1:56.503 P	34.573	37.636	44.294	272.7	31:36.368
18	2	1:48.166	34.345	36.802	37.019	274.8	34:12.554	18	2	3:12.364	1:54.281	40.654	37.429	214.7	34:48.732
19	2	1:47.859	34.331	36.581	36.947	274.8	36:00.413	19	2	1:48.073	34.247	36.857	36.969	276.2	36:36.805
20	2	1:47.733	34.199	36.524	37.010	275.5	37:48.146	20	2	1:53.516 P	34.182	36.763	42.571	277.6	38:30.321
21	2	1:48.167	34.330	36.693	37.144	276.2	39:36.313	21	1	2:08.053	54.220	36.768	37.065	216.8	40:38.374
22	2	1:47.724	34.237	36.536	36.951	275.5	41:24.037	22	1	1:47.967	34.151	36.636	37.180	277.6	42:26.341
23	2	1:47.609	34.190	36.510	36.909	276.2	43:11.646	23	1	1:47.812	34.066	36.645	37.101	279.0	44:14.153
24	2	1:47.677	34.227	36.527	36.923	276.9	44:59.323	24	1	1:52.777	34.183	36.870	41.724	279.0	46:06.930
25	2	1:47.710	34.215	36.531	36.964	276.2	46:47.033	25	1	1:47.786	34.119	36.671	36.996	277.6	47:54.716
26	2	1:47.606	34.214	36.491	36.901	276.9	48:34.639	26	1	1:48.767	34.052	37.507	37.208	279.7	49:43.483
27	2	1:47.838	34.255	36.617	36.966	276.9	50:22.477	27	1	1:48.087	33.988	37.018	37.081	279.0	51:31.570
28	2	1:48.062	34.282	36.791	36.989	276.2	52:10.539	28	1	1:47.828	34.074	36.597	37.157	279.0	53:19.398
29	2	1:47.758	34.198	36.638	36.922	276.9	53:58.297	29	1	1:48.260	34.261	36.922	37.077	268.6	55:07.658
30	2	1:47.523	34.145	36.488	36.890	276.9	55:45.820	30	1	1:47.830	34.086	36.717	37.027	276.2	56:55.488
31	2	1:47.828	34.252	36.572	37.004	277.6	57:33.648	31	1	1:47.971	34.152	36.795	37.024	277.6	58:43.459
32	2	1:47.695	34.153	36.561	36.981	278.3	59:21.343	32	1	1:48.140	34.135	36.598	37.407	278.3	1:00:31.599
33	2	1:48.563	34.193	37.277	37.093	278.3	1:01:09.906	33	1	1:47.870	34.158	36.607	37.105	275.5	1:02:19.469
34	2	1:47.676	34.178	36.579	36.919	278.3	1:02:57.582	34	1	1:48.680	34.146	36.860	37.674	277.6	1:04:08.149
35	2	1:48.171	34.283	36.812	37.076	278.3	1:04:45.753	35	1	1:48.382	34.252	36.714	37.416	277.6	1:05:56.531
36	2	1:49.443	34.909	37.316	37.218	272.7	1:06:35.196	36	1	1:48.218	34.267	36.780	37.171	279.0	1:07:44.749
37	2	1:49.096	34.711	37.170	37.215	278.3	1:08:24.292	37	1	1:48.738	34.219	37.226	37.293	279.0	1:09:33.487
38	2	1:49.298	34.523	37.418	37.357	274.1	1:10:13.590	38	1	1:48.096	34.039	36.877	37.180	279.0	1:11:21.583
39	2	1:49.090	34.990	36.878	37.222	274.8	1:12:02.680	39	1	1:48.033	34.056	36.790	37.187	279.0	1:13:09.616





Autodromo Nazionale Monza
International GT Open
Race - 1
Lap Analysis



17

1 Fran Rueda

McLaren 720 s 19


1 Jiatong Liang

Lamborghini Huracan GT3 EVO

PRO 2 Andrés Saravia Teo Martín Motorsport PROAM 2 Raffaele Giammaria Raton Racing by Target

Lap	D	Time	Sector 1	Sector 2	Sector 3	T. Spd	Elapsed	Lap	D	Time	Sector 1	Sector 2	Sector 3	T. Spd	Elapsed
1	2	1:55.687	39.483	38.828	37.376	252.9	1:55.687	1	2	1:57.844	40.829	38.944	38.071	244.3	1:57.844
2	2	1:49.406	34.502	37.338	37.566	276.9	3:45.093	2	2	1:50.283	34.803	37.679	37.801	276.2	3:48.127
3	2	1:50.185	34.528	37.831	37.826	280.5	5:35.278	3	2	1:50.185	34.713	38.043	37.429	274.1	5:38.312
4	2	1:48.846	34.867	36.898	37.081	279.0	7:24.124	4	2	1:49.183	34.703	37.119	37.361	278.3	7:27.495
5	2	1:48.309	34.307	36.746	37.256	277.6	9:12.433	5	2	1:49.482	34.514	37.098	37.870	277.6	9:16.977
6	2	1:48.364	34.517	36.804	37.043	278.3	11:00.797	6	2	1:49.239	34.796	37.182	37.261	276.9	11:06.216
7	2	1:48.234	34.326	36.834	37.074	279.0	12:49.031	7	2	1:48.999	34.617	37.116	37.266	276.2	12:55.215
8	2	1:48.192	34.307	36.817	37.068	277.6	14:37.223	8	2	1:48.734	34.514	36.978	37.242	276.2	14:43.949
9	2	1:48.104	34.180	36.856	37.068	276.9	16:25.327	9	2	1:49.674	34.876	37.488	37.310	275.5	16:33.623
10	2	1:48.092	34.203	36.863	37.026	277.6	18:13.419	10	2	1:48.861	34.576	36.941	37.344	274.8	18:22.484
11	2	1:48.333	34.304	36.983	37.046	277.6	20:01.752	11	2	1:49.185	34.614	37.111	37.460	274.8	20:11.669
12	2	1:48.250	34.258	36.943	37.049	277.6	21:50.002	12	2	1:49.081	34.732	37.000	37.349	275.5	22:00.750
13	2	1:48.360	34.334	36.991	37.035	277.6	23:38.362	13	2	1:49.164	34.566	37.221	37.377	275.5	23:49.914
14	2	1:48.428	34.337	36.899	37.192	276.9	25:26.790	14	2	1:48.909	34.500	36.965	37.444	276.2	25:38.823
15	2	1:48.259	34.244	36.933	37.082	277.6	27:15.049	15	2	1:48.859	34.516	36.949	37.394	275.5	27:27.682
16	2	1:53.880 P	34.326	37.135	42.419	277.6	29:08.929	16	2	1:49.254	34.638	37.052	37.564	275.5	29:16.936
17	1	3:08.222	1:54.164	36.995	37.063	215.5	32:17.151	17	2	1:48.921	34.437	37.053	37.431	276.2	31:05.857
18	1	1:47.764	34.235	36.564	36.965	274.8	34:04.915	18	2	1:48.936	34.556	36.985	37.395	275.5	32:54.793
19	1	1:47.662	34.135	36.636	36.891	276.2	35:52.577	19	2	1:49.510	35.038	36.994	37.478	274.8	34:44.303
20	1	1:47.380	34.159	36.423	36.798	276.2	37:39.957	20	2	1:49.041	34.588	37.038	37.415	274.1	36:33.344
21	1	1:47.738	34.279	36.597	36.862	276.9	39:27.695	21	2	1:49.686	34.803	37.108	37.775	274.8	38:23.030
22	1	1:48.061	34.202	36.919	36.940	276.9	41:15.756	22	2	1:55.364 P	34.667	36.940	43.757	274.8	40:18.394
23	1	1:47.844	34.283	36.655	36.906	276.2	43:03.600	23	1	3:05.698	1:50.319	37.499	37.880	211.3	43:24.092
24	1	1:47.842	34.147	36.760	36.935	279.0	44:51.442	24	1	1:50.088	34.600	37.382	38.106	274.1	45:14.180
25	1	1:47.554	34.052	36.558	36.944	279.0	46:38.996	25	1	1:51.148	35.561	37.659	37.928	279.0	47:05.328
26	1	1:48.184	34.381	36.687	37.116	277.6	48:27.180	26	1	1:49.550	34.528	37.184	37.838	274.8	48:54.878
27	1	1:48.043	34.220	36.674	37.149	277.6	50:15.223	27	1	1:49.941	34.585	37.399	37.957	275.5	50:44.819
28	1	1:48.419	34.345	36.966	37.108	277.6	52:03.642	28	1	1:50.240	34.834	37.420	37.986	274.8	52:35.059
29	1	1:48.851	34.485	37.222	37.144	278.3	53:52.493	29	1	1:50.478	34.698	37.969	37.811	274.8	54:25.537
30	1	1:48.782	34.402	37.134	37.246	276.2	55:41.275	30	1	1:50.434	34.814	37.433	38.187	274.8	56:15.971
31	1	1:48.925	34.997	36.842	37.086	276.2	57:30.200	31	1	1:50.399	34.824	37.379	38.196	274.1	58:06.370
32	1	1:48.418	34.275	36.932	37.211	276.9	59:18.618	32	1	1:52.354	34.786	39.107	38.461	274.1	59:58.724
33	1	1:49.231	34.375	37.634	37.222	279.0	1:01:07.849	33	1	1:50.447	34.734	37.410	38.303	274.8	1:01:49.171
34	1	1:48.611	34.324	37.037	37.250	276.9	1:02:56.460	34	1	1:50.082	34.727	37.341	38.014	274.8	1:03:39.253
35	1	1:48.396	34.315	36.960	37.121	278.3	1:04:44.856	35	1	1:50.827	34.698	37.842	38.287	275.5	1:05:30.080
36	1	1:49.539	34.859	37.385	37.295	275.5	1:06:34.395	36	1	1:51.088	34.808	37.834	38.446	274.8	1:07:21.168
37	1	1:49.147	34.869	37.210	37.068	275.5	1:08:23.542	37	1	1:50.640	34.883	37.516	38.241	274.1	1:09:11.808
38	1	1:49.336	34.500	37.516	37.320	277.6	1:10:12.878	38	1	1:50.624	34.900	37.460	38.264	274.1	1:11:02.432
39	1	1:54.202	36.335	38.434	39.433	280.5	1:12:07.080	39	1	1:52.381	35.264	38.426	38.691	274.8	1:12:54.813





Autodromo Nazionale Monza
International GT Open
Race - 1
Lap Analysis



20


1 Valentin Pierburg Mercedes AMG GT3
 PROAM 2 Tom Onslow-Cole SPS Automotive Performance

21

1 Duncan Cameron Ferrari 488 GT3
 PROAM 2 Matt Griffin Spirit of Race

Lap	D	Time	Sector 1	Sector 2	Sector 3	T. Spd	Elapsed	Lap	D	Time	Sector 1	Sector 2	Sector 3	T. Spd	Elapsed
1	1	1:57.442	40.204	39.152	38.086	252.9	1:57.442	1	2	1:56.790	40.068	39.083	37.639	251.7	1:56.790
2	1	1:50.296	34.900	37.612	37.784	275.5	3:47.738	2	2	1:48.981	34.517	37.245	37.219	276.2	3:45.771
3	1	1:51.795	34.909	38.955	37.931	273.4	5:39.533	3	2	1:49.856	34.478	37.914	37.464	278.3	5:35.627
4	1	1:49.893	34.487	37.462	37.944	277.6	7:29.426	4	2	1:49.511	35.026	37.455	37.030	273.4	7:25.138
5	1	1:49.902	34.626	37.280	37.996	275.5	9:19.328	5	2	1:48.507	34.472	37.030	37.005	276.9	9:13.645
6	1	1:49.760	34.691	37.303	37.766	274.8	11:09.088	6	2	1:48.477	34.575	36.897	37.005	272.0	11:02.122
7	1	1:49.913	34.772	37.147	37.994	274.1	12:59.001	7	2	1:48.512	34.379	36.948	37.185	275.5	12:50.634
8	1	1:50.586	35.230	37.429	37.927	276.2	14:49.587	8	2	1:49.268	34.627	37.114	37.527	276.2	14:39.902
9	1	1:49.948	34.627	37.310	38.011	274.1	16:39.535	9	2	1:48.945	34.459	36.917	37.569	277.6	16:28.847
10	1	6:20.307	4:59.173	40.538	40.596	270.6	22:59.842	10	2	1:49.227	34.417	37.365	37.445	276.9	18:18.074
11	1	1:50.538	34.876	37.630	38.032	271.3	24:50.380	11	2	1:49.109	34.573	37.128	37.408	274.1	20:07.183
12	1	1:50.137	34.744	37.411	37.982	272.7	26:40.517	12	2	1:49.346	34.432	37.042	37.872	275.5	21:56.529
13	1	1:56.026 P	34.702	37.417	43.907	273.4	28:36.543	13	2	1:50.170	34.828	37.818	37.524	262.7	23:46.699
14	2	3:00.759	1:46.158	37.269	37.332	214.7	31:37.302	14	2	1:48.959	34.436	37.102	37.421	276.2	25:35.658
15	2	1:48.972	34.452	36.840	37.680	274.8	33:26.274	15	2	1:49.129	34.424	37.180	37.525	275.5	27:24.787
16	2	1:48.769	34.329	37.156	37.284	274.8	35:15.043	16	2	1:49.913	34.447	37.240	38.226	276.2	29:14.700
17	2	1:48.303	34.290	36.782	37.231	276.2	37:03.346	17	2	1:56.010 P	34.458	37.297	44.255	275.5	31:10.710
18	2	1:48.188	34.458	36.774	36.956	277.6	38:51.534	18	1	3:39.411	2:23.034	38.382	37.995	214.7	34:50.121
19	2	1:48.035	34.421	36.696	36.918	274.8	40:39.569	19	1	1:55.228	38.914	38.013	38.301	275.5	36:45.349
20	2	1:47.857	34.129	36.688	37.040	276.9	42:27.426	20	1	1:51.157	35.022	37.841	38.294	273.4	38:36.506
21	2	1:48.320	34.271	36.492	37.557	278.3	44:15.746	21	1	1:51.014	34.721	37.884	38.409	274.1	40:27.520
22	2	1:51.898	34.292	36.628	40.978	276.9	46:07.644	22	1	1:50.770	34.820	37.742	38.208	273.4	42:18.290
23	2	1:48.076	34.359	36.599	37.118	277.6	47:55.720	23	1	2:04.527 P	34.739	37.648	52.140	274.1	44:22.817
24	2	1:49.693	34.274	37.638	37.781	278.3	49:45.413								
25	2	1:48.311	34.226	36.800	37.285	276.9	51:33.724								
26	2	1:48.169	34.466	36.520	37.183	276.2	53:21.893								
27	2	1:48.153	34.252	36.508	37.393	276.9	55:10.046								
28	2	1:47.934	34.259	36.684	36.991	275.5	56:57.980								
29	2	1:47.732	34.233	36.559	36.940	276.9	58:45.712								
30	2	1:48.590	35.077	36.656	36.857	276.2	1:00:34.302								
31	2	1:47.788	34.161	36.556	37.071	276.2	1:02:22.090								
32	2	1:57.878	36.364	39.966	41.548	243.7	1:04:19.968								
33	2	1:49.779	35.792	36.821	37.166	269.3	1:06:09.747								
34	2	1:48.264	34.449	36.622	37.193	274.8	1:07:58.011								
35	2	1:48.830	34.413	37.095	37.322	274.8	1:09:46.841								
36	2	1:48.896	34.483	36.764	37.649	274.1	1:11:35.737								
37	2	1:52.837	37.542	37.677	37.618	201.4	1:13:28.574								





Autodromo Nazionale Monza
International GT Open
Race - 1
Lap Analysis



25

1 Alexander Hrachowina

Mercedes AMG GT3

27

1 Eliseo Martínez

Lamborghini Huracan GT3 EVO

AM

2 Martin Konrad

HTP Motorsport

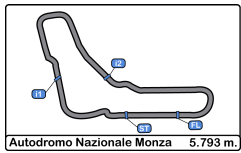
AM

2 Andrzej Lewandowski

Lazarus Racing

Lap	D	Time	Sector 1	Sector 2	Sector 3	T. Spd	Elapsed	Lap	D	Time	Sector 1	Sector 2	Sector 3	T. Spd	Elapsed
1	1	2:04.080	45.206	39.926	38.948	220.8	2:04.080	1	2	2:03.726	44.150	40.494	39.082	227.3	2:03.726
2	1	1:53.927	36.351	38.961	38.615	258.3	3:58.007	2	2	1:53.889	36.563	38.673	38.653	255.3	3:57.615
3	1	1:52.509	35.460	38.593	38.456	268.6	5:50.516	3	2	1:52.686	35.642	38.434	38.610	253.5	5:50.301
4	1	1:52.227	35.760	38.173	38.294	235.8	7:42.743	4	2	1:52.210	35.723	37.975	38.512	263.4	7:42.511
5	1	1:51.563	35.601	37.811	38.151	258.9	9:34.306	5	2	1:51.614	35.434	37.880	38.300	254.7	9:34.125
6	1	1:50.274	34.797	37.457	38.020	274.8	11:24.580	6	2	1:51.926	35.620	37.914	38.392	259.6	11:26.051
7	1	1:51.288	35.063	38.075	38.150	276.9	13:15.868	7	2	1:51.856	35.403	38.150	38.303	266.6	13:17.907
8	1	1:50.804	35.068	37.551	38.185	249.4	15:06.672	8	2	1:51.712	35.392	37.845	38.475	266.0	15:09.619
9	1	1:50.928	35.104	37.825	37.999	254.1	16:57.600	9	2	1:51.915	35.617	37.924	38.374	251.7	17:01.534
10	1	1:52.214	35.426	37.724	39.064	230.7	18:49.814	10	2	1:51.990	35.751	37.888	38.351	256.5	18:53.524
11	1	1:50.745	35.189	37.321	38.235	265.3	20:40.559	11	2	1:51.829	35.458	38.040	38.331	265.3	20:45.353
12	1	1:50.944	35.067	37.683	38.194	270.0	22:31.503	12	2	1:51.643	35.427	37.909	38.307	264.0	22:36.996
13	1	1:51.126	34.892	37.742	38.492	276.9	24:22.629	13	2	1:51.408	35.357	37.819	38.232	264.7	24:28.404
14	1	1:51.581	35.472	38.010	38.099	250.5	26:14.210	14	2	1:52.062	35.662	37.950	38.450	271.3	26:20.466
15	1	1:51.356	34.814	38.305	38.237	276.9	28:05.566	15	2	1:58.415 P	35.412	37.807	45.196	270.6	28:18.881
16	1	1:58.239 P	34.931	37.745	45.563	276.9	30:03.805	16	1	3:09.502	1:51.394	39.226	38.882	193.2	31:28.383
17	2	3:10.407	1:55.271	37.821	37.315	214.2	33:14.212	17	1	1:52.425	35.743	38.494	38.188	242.1	33:20.808
18	2	1:49.344	34.892	37.053	37.399	270.0	35:03.556	18	1	1:51.282	35.340	37.880	38.062	263.4	35:12.090
19	2	1:49.539	34.966	37.162	37.411	271.3	36:53.095	19	1	1:50.829	35.245	37.602	37.982	270.0	37:02.919
20	2	1:49.479	35.227	37.110	37.142	262.1	38:42.574	20	1	1:51.158	35.691	37.591	37.876	247.7	38:54.077
21	2	1:48.677	34.642	37.178	36.857	276.9	40:31.251	21	1	1:50.283	35.253	37.436	37.594	272.7	40:44.360
22	2	1:48.599	34.575	37.183	36.841	278.3	42:19.850	22	1	1:50.164	35.085	37.318	37.761	270.0	42:34.524
23	2	1:49.973	34.831	37.496	37.646	265.3	44:09.823	23	1	1:50.722	35.149	37.736	37.837	272.0	44:25.246
24	2	2:16.357	34.651	38.229	1:03.477	262.1	46:26.180	24	1	1:55.094	35.033	37.378	42.683	272.0	46:20.340
25	2	1:48.593	34.766	36.851	36.976	274.8	48:14.773	25	1	1:51.262	35.387	37.539	38.336	260.8	48:11.602
26	2	1:48.961	34.415	37.443	37.103	277.6	50:03.734	26	1	1:51.829	35.111	37.606	39.112	272.0	50:03.431
27	2	1:49.019	34.578	37.056	37.385	274.8	51:52.753	27	1	1:55.363	37.226	38.734	39.403	227.3	51:58.794
28	2	1:48.528	34.577	37.098	36.853	276.2	53:41.281	28	1	1:58.908 P	35.304	38.179	45.425	266.0	53:57.702
29	2	1:48.515	34.642	36.815	37.058	274.8	55:29.796								
30	2	1:49.714	34.590	38.048	37.076	276.2	57:19.510								
31	2	1:55.281 P	34.423	37.289	43.569	276.2	59:14.791								
32	2	2:09.097	54.546	37.337	37.214	216.0	1:01:23.888								
33	2	1:48.884	34.549	37.012	37.323	274.8	1:03:12.772								
34	2	1:48.708	34.743	36.887	37.078	274.8	1:05:01.480								
35	2	1:48.686	34.556	36.813	37.317	276.2	1:06:50.166								
36	2	1:48.783	34.718	36.883	37.182	275.5	1:08:38.949								
37	2	1:48.721	34.613	36.953	37.155	276.9	1:10:27.670								
38	2	1:48.508	34.538	36.911	37.059	277.6	1:12:16.178								





Autodromo Nazionale Monza
International GT Open
Race - 1
Lap Analysis



31

1 Klaus Abbelen

Porsche GT3 R **51**

1 Francesco Piovanetti

Ferrari 488 GT3

PROAM

2 Thomas Preining

Frikadelli Racing

AM

2 Oswaldo Negri

Spirit of Race

Lap	D	Time	Sector 1	Sector 2	Sector 3	T. Spd	Elapsed	Lap	D	Time	Sector 1	Sector 2	Sector 3	T. Spd	Elapsed
1	1	2:05.305	44.656	41.280	39.369	202.2	2:05.305	1	1	2:01.099	43.389	39.063	38.647	243.2	2:01.099
2	1	1:53.940	35.967	39.071	38.902	267.9	3:59.245	2	1	1:52.364	35.433	38.412	38.519	274.1	3:53.463
3	1	1:58.433	41.038	38.526	38.869	271.3	5:57.678	3	1	1:51.363	34.976	38.054	38.333	276.2	5:44.826
4	1	1:52.064	35.240	38.333	38.491	268.6	7:49.742	4	1	1:52.131	35.165	38.459	38.507	276.2	7:36.957
5	1	1:52.397	35.491	38.085	38.821	269.3	9:42.139	5	1	1:52.066	35.729	38.134	38.203	273.4	9:29.023
6	1	1:53.230	35.903	38.298	39.029	268.6	11:35.369	6	1	1:51.799	35.447	38.092	38.260	275.5	11:20.822
7	1	1:52.046	35.316	38.053	38.677	267.9	13:27.415	7	1	1:51.707	35.159	38.061	38.487	274.8	13:12.529
8	1	1:52.368	35.216	38.282	38.870	269.3	15:19.783	8	1	1:51.601	35.019	38.040	38.542	275.5	15:04.130
9	1	1:52.193	35.326	38.160	38.707	267.3	17:11.976	9	1	1:51.895	34.857	38.393	38.645	274.8	16:56.025
10	1	1:52.642	35.830	38.138	38.674	258.9	19:04.618	10	1	1:51.780	35.116	38.222	38.442	273.4	18:47.805
11	1	1:53.223	36.161	38.518	38.544	267.9	20:57.841	11	1	1:51.134	34.874	38.185	38.075	275.5	20:38.939
12	1	1:52.431	35.409	38.211	38.811	267.3	22:50.272	12	1	1:51.376	35.097	37.936	38.343	274.1	22:30.315
13	1	1:52.840	35.247	38.754	38.839	267.9	24:43.112	13	1	1:51.067	34.997	37.915	38.155	273.4	24:21.382
14	1	1:52.537	35.267	38.332	38.938	267.3	26:35.649	14	1	1:51.593	35.160	38.133	38.300	272.7	26:12.975
15	1	1:52.124	35.376	38.091	38.657	267.3	28:27.773	15	1	1:51.410	35.053	38.093	38.264	273.4	28:04.385
16	1	1:57.789 P	35.212	38.272	44.305	267.3	30:25.562	16	1	1:58.342 P	35.059	38.120	45.163	273.4	30:02.727
17	2	3:14.597	2:00.497	36.909	37.191	212.1	33:40.159	17	2	3:07.680	1:51.491	38.149	38.040	206.5	33:10.407
18	2	1:48.433	34.744	36.577	37.112	270.0	35:28.592	18	2	1:50.763	35.472	37.345	37.946	275.5	35:01.170
19	2	1:48.042	34.646	36.330	37.066	269.3	37:16.634	19	2	1:49.846	34.603	37.679	37.564	268.6	36:51.016
20	2	1:48.600	34.637	36.792	37.171	270.0	39:05.234	20	2	1:49.548	34.693	37.427	37.428	274.1	38:40.564
21	2	1:48.673	34.825	36.658	37.190	268.6	40:53.907	21	2	1:49.590	34.619	37.554	37.417	276.9	40:30.154
22	2	1:48.397	34.795	36.547	37.055	269.3	42:42.304	22	2	1:49.378	34.604	37.336	37.438	277.6	42:19.532
23	2	1:48.454	34.808	36.566	37.080	270.0	44:30.758	23	2	1:49.935	34.852	37.455	37.628	276.2	44:09.467
24	2	1:48.583	34.727	36.540	37.316	270.0	46:19.341	24	2	2:06.830	34.530	38.447	53.853	278.3	46:16.297
25	2	1:48.635	34.600	36.741	37.294	270.6	48:07.976	25	2	1:49.536	34.880	37.142	37.514	274.1	48:05.833
26	2	1:48.334	34.653	36.575	37.106	271.3	49:56.310	26	2	1:49.239	34.747	37.166	37.326	274.1	49:55.072
27	2	1:49.196	35.222	36.852	37.122	272.0	51:45.506	27	2	1:49.157	34.654	37.176	37.327	272.0	51:44.229
28	2	1:48.118	34.368	36.537	37.213	272.0	53:33.624	28	2	1:48.897	34.627	37.043	37.227	274.8	53:33.126
29	2	1:48.799	34.523	36.895	37.381	273.4	55:22.423	29	2	1:48.951	34.475	37.135	37.341	275.5	55:22.077
30	2	1:50.455	34.764	37.410	38.281	274.8	57:12.878	30	2	1:51.013	34.680	37.664	38.669	272.0	57:13.090
31	2	1:48.584	34.578	36.775	37.231	272.0	59:01.462	31	2	1:51.074	35.608	37.887	37.579	259.6	59:04.164
32	2	1:48.298	34.544	36.599	37.155	270.0	1:00:49.760	32	2	1:49.441	34.647	37.360	37.434	274.8	1:00:53.605
33	2	1:48.364	34.508	36.683	37.173	270.0	1:02:38.124	33	2	1:49.403	34.625	37.281	37.497	274.1	1:02:43.008
34	2	1:48.375	34.554	36.711	37.110	270.0	1:04:26.499	34	2	1:49.459	34.641	37.311	37.507	272.7	1:04:32.467
35	2	1:49.165	34.426	37.574	37.165	271.3	1:06:15.664	35	2	1:50.206	35.126	37.638	37.442	263.4	1:06:22.673
36	2	1:48.618	34.463	36.649	37.506	270.6	1:08:04.282	36	2	1:49.950	34.788	37.473	37.689	275.5	1:08:12.623
37	2	1:48.451	34.545	36.839	37.067	270.0	1:09:52.733	37	2	1:49.856	34.609	37.607	37.640	272.0	1:10:02.479
38	2	1:48.501	34.513	36.737	37.251	270.0	1:11:41.234	38	2	1:51.308	35.437	37.801	38.070	214.7	1:11:53.787
39	2	1:48.440	34.590	36.591	37.259	270.0	1:13:29.674								

59

1 Martin Kodrić

McLaren 720 s


PRO

2 Henrique Chaves

Teo Martín Motorsport

Lap	D	Time	Sector 1	Sector 2	Sector 3	T. Spd	Elapsed
1	1	1:53.474	38.230	37.508	37.736	254.7	1:53.474
2	1	1:50.325	35.230	37.435	37.660	263.4	3:43.799
3	1	1:51.358	35.366	38.092	37.900	261.5	5:35.157
4	1	1:57.847 P	36.201	37.663	43.983	262.7	7:33.004





Autodromo Nazionale Monza
International GT Open
Race - 1
Lap Analysis



63

1 Albert Costa

Lamborghini Huracan GT3 EVO

66


1 Frederik Schandorff

Lamborghini Huracan GT3 EVO

PRO 2 Giacomo Altoè Emil Frey Racing PROAM 2 Tuomas Tujala Vincenzo Sospiri Racing

Lap	D	Time	Sector 1	Sector 2	Sector 3	T. Spd	Elapsed	Lap	D	Time	Sector 1	Sector 2	Sector 3	T. Spd	Elapsed
1	1	1:51.948	37.881	36.900	37.167	247.1	1:51.948	1	1	1:59.012	42.794	38.268	37.950	240.5	1:59.012
2	1	1:48.283	34.337	36.843	37.103	274.8	3:40.231	2	1	1:49.461	34.503	37.174	37.784	282.7	3:48.473
3	1	1:47.909	34.342	36.586	36.981	274.1	5:28.140	3	1	1:50.055	34.722	37.980	37.353	267.3	5:38.528
4	1	1:48.061	34.337	36.805	36.919	274.1	7:16.201	4	1	1:49.236	34.682	37.370	37.184	282.7	7:27.764
5	1	1:47.893	34.366	36.601	36.926	274.8	9:04.094	5	1	1:49.017	34.394	37.210	37.413	279.0	9:16.781
6	1	1:47.741	34.364	36.559	36.818	275.5	10:51.835	6	1	1:48.337	34.591	36.634	37.112	277.6	11:05.118
7	1	1:47.648	34.160	36.489	36.999	275.5	12:39.483	7	1	1:48.183	34.370	36.628	37.185	274.8	12:53.301
8	1	1:47.643	34.378	36.478	36.787	275.5	14:27.126	8	1	1:48.341	34.355	36.929	37.057	277.6	14:41.642
9	1	1:47.736	34.310	36.586	36.840	274.8	16:14.862	9	1	1:48.236	34.311	36.844	37.081	279.0	16:29.878
10	1	1:47.749	34.316	36.563	36.870	274.8	18:02.611	10	1	1:48.503	34.296	37.013	37.194	277.6	18:18.381
11	1	1:48.480	34.870	36.665	36.945	273.4	19:51.091	11	1	1:49.067	34.639	37.156	37.272	254.7	20:07.448
12	1	1:48.485	34.978	36.587	36.920	252.9	21:39.576	12	1	1:48.964	34.571	36.940	37.453	254.7	21:56.412
13	1	1:47.905	34.540	36.554	36.811	274.8	23:27.481	13	1	1:48.943	34.581	36.961	37.401	278.3	23:45.355
14	1	1:47.763	34.393	36.509	36.861	275.5	25:15.244	14	1	1:48.765	34.547	36.906	37.312	274.1	25:34.120
15	1	1:47.472	34.141	36.579	36.752	274.8	27:02.716	15	1	1:48.591	34.482	36.929	37.180	275.5	27:22.711
16	1	1:47.484	34.195	36.530	36.759	277.6	28:50.200	16	1	1:48.669	34.444	36.990	37.235	275.5	29:11.380
17	1	1:47.620	34.311	36.447	36.862	275.5	30:37.820	17	1	1:48.882	34.468	37.122	37.292	277.6	31:00.262
18	1	1:47.681	34.269	36.497	36.915	275.5	32:25.501	18	1	1:48.692	34.434	37.036	37.222	275.5	32:48.954
19	1	1:47.778	34.270	36.560	36.948	278.3	34:13.279	19	1	1:48.710	34.451	36.973	37.286	275.5	34:37.664
20	1	1:53.775 P	34.228	36.581	42.966	278.3	36:07.054	20	1	1:48.698	34.505	37.045	37.148	274.1	36:26.362
21	2	3:24.519	2:10.274	37.060	37.185	212.5	39:31.573	21	1	1:48.409	34.431	36.828	37.150	272.7	38:14.771
22	2	1:47.922	34.366	36.691	36.865	275.5	41:19.495	22	1	1:54.399 P	34.617	36.974	42.808	274.8	40:09.170
23	2	1:47.403	34.174	36.485	36.744	277.6	43:06.898	23	2	3:15.973	2:01.327	37.225	37.421	211.3	43:25.143
24	2	1:47.371	34.194	36.367	36.810	278.3	44:54.269	24	2	1:49.150	34.550	36.876	37.724	276.2	45:14.293
25	2	1:47.314	34.100	36.477	36.737	278.3	46:41.583	25	2	1:49.250	35.009	36.749	37.492	277.6	47:03.543
26	2	1:47.291	34.067	36.498	36.726	279.0	48:28.874	26	2	1:48.653	34.592	36.693	37.368	274.1	48:52.196
27	2	1:47.259	34.088	36.445	36.726	279.7	50:16.133	27	2	1:49.039	34.476	37.285	37.278	274.8	50:41.235
28	2	1:47.916	34.237	36.652	37.027	279.7	52:04.049	28	2	1:48.935	34.577	36.941	37.417	274.1	52:30.170
29	2	1:48.861	34.371	37.333	37.157	280.5	53:52.910	29	2	1:48.645	34.649	36.772	37.224	272.7	54:18.815
30	2	1:48.593	34.478	37.001	37.114	279.7	55:41.503	30	2	1:48.666	34.491	36.796	37.379	274.1	56:07.481
31	2	1:49.037	34.964	36.915	37.158	276.9	57:30.540	31	2	1:48.989	34.507	37.023	37.459	274.8	57:56.470
32	2	1:48.415	34.422	36.805	37.188	279.0	59:18.955	32	2	1:48.996	34.668	36.827	37.501	274.1	59:45.466
33	2	1:49.282	34.345	37.499	37.438	280.5	1:01:08.237	33	2	1:48.751	34.614	36.828	37.309	274.1	1:01:34.217
34	2	1:48.522	34.355	36.970	37.197	279.7	1:02:56.759	34	2	1:48.608	34.624	36.685	37.299	274.1	1:03:22.825
35	2	1:48.451	34.425	36.877	37.149	279.7	1:04:45.210	35	2	1:48.423	34.401	36.814	37.208	274.1	1:05:11.248
36	2	1:49.560	34.854	37.361	37.345	279.7	1:06:34.770	36	2	1:48.729	34.610	36.822	37.297	274.8	1:06:59.977
37	2	1:49.128	34.788	37.135	37.205	279.7	1:08:23.898	37	2	1:48.792	34.728	36.690	37.374	272.7	1:08:48.769
38	2	1:49.141	34.502	37.403	37.236	280.5	1:10:13.039	38	2	1:49.317	34.720	37.036	37.561	271.3	1:10:38.086
39	2	1:49.163	34.860	37.046	37.257	283.4	1:12:02.202	39	2	1:49.234	34.605	37.085	37.544	274.1	1:12:27.320





Autodromo Nazionale Monza
International GT Open
Race - 1
Lap Analysis



90

1 Christoph Lenz

Lamborghini Huracan GT3 EVO

96

1 Oliver Wilkinson

Aston Martin GT3 AMR MY2019

PROAM

2 Alberto Di Folco

Raton Racing by Target


PRO

2 Darren Turner

Optimum Motorsport

Lap	D	Time	Sector 1	Sector 2	Sector 3	T. Spd	Elapsed	Lap	D	Time	Sector 1	Sector 2	Sector 3	T. Spd	Elapsed
1	1	2:03.561	43.795	39.570	40.196	221.7	2:03.561	1	2	1:56.126	40.064	38.547	37.515	250.5	1:56.126
2	1	1:51.863	35.915	37.675	38.273	273.4	3:55.424	2	2	1:49.177	34.346	37.306	37.525	275.5	3:45.303
3	1	1:51.034	35.230	37.606	38.198	274.8	5:46.458	3	2	1:50.154	34.460	37.953	37.741	277.6	5:35.457
4	1	1:51.463	35.027	38.011	38.425	275.5	7:37.921	4	2	1:49.108	34.868	37.090	37.150	272.0	7:24.565
5	1	1:51.895	35.297	38.522	38.076	271.3	9:29.816	5	2	1:48.104	34.246	36.943	36.915	275.5	9:12.669
6	1	1:51.454	35.079	37.922	38.453	276.9	11:21.270	6	2	1:48.363	34.424	36.976	36.963	280.5	11:01.032
7	1	1:54.197	38.223	37.673	38.301	276.9	13:15.467	7	2	1:48.378	34.276	36.923	37.179	274.1	12:49.410
8	1	1:50.937	35.092	37.484	38.361	274.1	15:06.404	8	2	1:48.323	34.325	36.851	37.147	276.9	14:37.733
9	1	1:50.710	35.114	37.677	37.919	275.5	16:57.114	9	2	1:48.045	34.212	36.748	37.085	276.2	16:25.778
10	1	1:51.646	35.415	38.116	38.115	272.7	18:48.760	10	2	1:48.363	34.347	36.712	37.304	275.5	18:14.141
11	1	1:51.070	35.266	37.680	38.124	261.5	20:39.830	11	2	1:48.522	34.563	36.934	37.025	267.9	20:02.663
12	1	1:50.974	35.126	37.735	38.113	274.1	22:30.804	12	2	1:48.228	34.442	36.768	37.018	268.6	21:50.891
13	1	1:51.693	35.006	37.734	38.953	274.8	24:22.497	13	2	1:48.115	34.420	36.723	36.972	275.5	23:39.006
14	1	1:51.000	35.235	37.565	38.200	273.4	26:13.497	14	2	1:48.217	34.384	36.745	37.088	278.3	25:27.223
15	1	1:57.298 P	35.352	37.923	44.023	274.8	28:10.795	15	2	1:48.132	34.336	36.787	37.009	276.2	27:15.355
16	2	3:02.194	1:46.311	37.621	38.262	210.9	31:12.989	16	2	1:48.565	34.310	37.186	37.069	276.2	29:03.920
17	2	1:49.721	34.780	37.218	37.723	272.0	33:02.710	17	2	1:47.737	34.191	36.769	36.777	276.2	30:51.657
18	2	1:48.975	34.726	36.966	37.283	272.7	34:51.685	18	2	1:47.687	34.287	36.598	36.802	276.9	32:39.344
19	2	1:48.984	34.684	36.888	37.412	274.8	36:40.669	19	2	1:48.132	34.381	36.800	36.951	276.9	34:27.476
20	2	1:49.000	34.677	36.971	37.352	274.1	38:29.669	20	2	1:47.982	34.275	36.693	37.014	276.2	36:15.458
21	2	1:49.391	34.883	36.924	37.584	272.7	40:19.060	21	2	1:48.394	34.369	36.989	37.036	275.5	38:03.852
22	2	1:49.179	34.789	36.967	37.423	271.3	42:08.239	22	2	1:54.858 P	34.867	37.247	42.744	271.3	39:58.710
23	2	1:49.007	34.751	36.928	37.328	272.0	43:57.246	23	1	3:00.897	1:46.321	37.214	37.362	213.8	42:59.607
24	2	1:49.735	34.863	37.365	37.507	272.7	45:46.981	24	1	1:48.202	34.475	36.661	37.066	276.2	44:47.809
25	2	1:50.071	34.879	37.327	37.865	272.7	47:37.052	25	1	1:49.395	34.344	36.710	38.341	276.9	46:37.204
26	2	1:49.735	34.885	37.380	37.470	272.0	49:26.787	26	1	1:48.988	34.619	37.156	37.213	274.8	48:26.192
27	2	1:49.488	34.747	37.206	37.535	272.0	51:16.275	27	1	1:48.464	34.319	36.851	37.294	276.2	50:14.656
28	2	1:49.220	34.815	37.048	37.357	272.0	53:05.495	28	1	1:48.677	34.492	36.937	37.248	276.2	52:03.333
29	2	1:49.429	34.843	37.086	37.500	272.7	54:54.924	29	1	1:48.791	34.609	36.997	37.185	272.0	53:52.124
30	2	1:49.760	35.077	37.035	37.648	272.0	56:44.684	30	1	1:48.561	34.399	36.895	37.267	275.5	55:40.685
31	2	1:49.434	34.822	37.216	37.396	272.0	58:34.118	31	1	1:48.779	34.454	36.890	37.435	276.2	57:29.464
32	2	1:49.487	34.744	37.216	37.527	272.7	1:00:23.605	32	1	1:48.600	34.415	37.053	37.132	276.9	59:18.064
33	2	1:49.428	34.859	37.128	37.441	272.7	1:02:13.033	33	1	1:49.141	34.468	37.490	37.183	276.9	1:01:07.205
34	2	1:48.960	34.614	36.998	37.348	272.7	1:04:01.993	34	1	1:48.573	34.390	36.963	37.220	275.5	1:02:55.778
35	2	1:49.255	34.852	36.969	37.434	272.0	1:05:51.248	35	1	1:48.601	34.354	36.953	37.294	277.6	1:04:44.379
36	2	1:48.877	34.652	36.863	37.362	272.7	1:07:40.125	36	1	1:49.699	34.874	37.385	37.440	268.6	1:06:34.078
37	2	1:49.620	34.671	37.404	37.545	272.7	1:09:29.745	37	1	1:49.020	34.709	37.067	37.244	276.2	1:08:23.098
38	2	1:49.646	34.877	37.232	37.537	272.0	1:11:19.391	38	1	1:49.009	34.531	37.296	37.182	276.2	1:10:12.107
39	2	1:49.534	34.871	37.130	37.533	272.7	1:13:08.925	39	1	1:49.032	34.624	37.057	37.351	276.9	1:12:01.139






Autodromo Nazionale Monza
International GT Open
Race - 1
Lap Analysis



99 1 António Coimbra Mercedes AMG GT3
 AM 2 Luis Silva Sports and You

Lap	D	Time	Sector 1	Sector 2	Sector 3	T. Spd	Elapsed
1	1	1:58.803	40.994	39.039	38.770	252.9	1:58.803
2	1	1:50.904	35.255	37.529	38.120	278.3	3:49.707
3	1	1:50.773	34.699	37.625	38.449	276.9	5:40.480
4	1	1:50.386	34.689	37.457	38.240	278.3	7:30.866
5	1	1:52.972	37.606	37.378	37.988	276.9	9:23.838
6	1	1:50.022	34.675	37.391	37.956	277.6	11:13.860
7	1	1:49.791	34.680	37.210	37.901	276.9	13:03.651
8	1	1:49.612	34.495	37.413	37.704	277.6	14:53.263
9	1	1:49.858	34.672	37.354	37.832	276.9	16:43.121
10	1	1:50.105	34.967	37.389	37.749	276.2	18:33.226
11	1	1:50.221	35.024	37.387	37.810	264.7	20:23.447
12	1	1:50.597	34.721	37.762	38.114	275.5	22:14.044
13	1	1:50.055	34.646	37.412	37.997	275.5	24:04.099
14	1	1:49.948	34.620	37.233	38.095	276.2	25:54.047
15	1	1:49.981	34.726	37.412	37.843	276.2	27:44.028
16	1	1:50.013	34.618	37.489	37.906	275.5	29:34.041
17	1	1:49.741	34.544	37.332	37.865	276.2	31:23.782
18	1	1:49.755	34.615	37.495	37.645	276.2	33:13.537
19	1	1:49.692	34.621	37.309	37.762	277.6	35:03.229
20	1	1:49.641	34.587	37.342	37.712	279.0	36:52.870
21	1	1:51.838	35.702	37.914	38.222	279.7	38:44.708
22	1	1:56.758 P	34.593	37.671	44.494	276.9	40:41.466
23	2	3:26.422	2:07.798	38.778	39.846	213.0	44:07.888
24	2	1:53.717	35.448	38.772	39.497	271.3	46:01.605
25	2	1:51.941	34.801	38.146	38.994	274.8	47:53.546
26	2	1:53.767	35.019	39.133	39.615	275.5	49:47.313
27	2	1:51.503	34.843	37.930	38.730	276.9	51:38.816
28	2	1:51.012	34.926	37.755	38.331	274.8	53:29.828
29	2	1:51.296	34.884	38.004	38.408	276.2	55:21.124
30	2	1:51.719	34.948	38.063	38.708	262.7	57:12.843
31	2	1:53.182	35.668	39.004	38.510	272.0	59:06.025
32	2	1:53.125	34.968	39.213	38.944	273.4	1:00:59.150
33	2	1:52.959	35.819	38.639	38.501	276.2	1:02:52.109
34	2	1:51.524	34.863	38.124	38.537	274.1	1:04:43.633
35	2	1:55.508	34.878	41.418	39.212	270.6	1:06:39.141
36	2	1:52.291	35.234	38.318	38.739	268.6	1:08:31.432
37	2	1:52.160	34.927	38.331	38.902	273.4	1:10:23.592
38	2	1:51.961	35.044	38.540	38.377	276.2	1:12:15.553






Autodromo Nazionale Monza
International GT Open
Race - 1
Analysis by Lap



Num	Lap Time	Gap	Num	Lap Time	Gap	Num	Lap Time	Gap	Num	Lap Time	Gap	Num	Lap Time	Gap
Lap 1														
63	1:51.948		27	1:53.889	17.384	59	1:57.847	16.803	16	1:49.347	17.912	19	1:48.734	16.823
59	1:53.474	01.526	25	1:53.927	17.776	51	1:52.131	20.756	12	1:49.327	19.076	20	1:50.586	22.461
6	1:53.683	01.735	31	1:53.940	19.014	8	1:51.980	21.001	99	1:50.022	22.025	16	1:50.772	22.914
10	1:54.009	02.061	Num Lap Time Gap			90	1:51.463	21.720	8	1:50.224	27.570	12	1:50.071	23.342
14	1:54.665	02.717	Lap 3			27	1:52.210	26.310	51	1:51.799	28.987	99	1:49.612	26.137
17	1:55.687	03.739	63	1:47.909		25	1:52.227	26.542	90	1:51.454	29.435	8	1:50.026	32.399
96	1:56.126	04.178	6	1:48.349	02.508	31	1:52.064	33.541	25	1:50.274	32.745	51	1:51.601	37.004
21	1:56.790	04.842	10	1:48.318	04.190	Num Lap Time Gap			27	1:51.926	34.216	90	1:50.937	39.278
20	1:57.442	05.494	14	1:49.121	05.282	Lap 5			31	1:53.230	43.534	25	1:50.804	39.546
19	1:57.844	05.896	59	1:51.358	07.017	63	1:47.893		Num Lap Time Gap			27	1:51.712	42.493
99	1:58.803	06.855	17	1:50.185	07.138	6	1:48.159	02.731	Lap 7			31	1:52.368	52.657
66	1:59.012	07.064	96	1:50.154	07.317	10	1:47.938	04.393	63	1:47.648		Num Lap Time Gap		
12	1:59.336	07.388	21	1:49.856	07.487	14	1:47.794	04.986	6	1:47.988	03.297	Lap 9		
16	2:00.206	08.258	19	1:50.185	10.172	17	1:48.309	08.339	10	1:47.898	05.022	63	1:47.736	
51	2:01.099	09.151	66	1:50.055	10.388	96	1:48.104	08.575	14	1:47.818	05.498	6	1:48.214	04.093
8	2:01.530	09.582	20	1:51.795	11.393	21	1:48.507	09.551	17	1:48.234	09.548	10	1:47.982	05.514
90	2:03.561	11.613	99	1:50.773	12.340	66	1:49.017	12.687	96	1:48.378	09.927	14	1:48.038	06.131
27	2:03.726	11.778	12	1:50.761	12.690	19	1:49.482	12.883	21	1:48.512	11.151	17	1:48.104	10.465
25	2:04.080	12.132	16	1:50.054	12.916	20	1:49.902	15.234	66	1:48.183	13.818	96	1:48.045	10.916
31	2:05.305	13.357	51	1:51.363	16.686	16	1:49.470	16.306	19	1:48.999	15.732	21	1:48.945	13.985
Num Lap Time Gap			8	1:51.148	17.082	12	1:50.204	17.490	20	1:49.913	19.518	66	1:48.236	15.016
Lap 2			90	1:51.034	18.318	99	1:52.972	19.744	16	1:49.521	19.785	19	1:49.674	18.761
63	1:48.283		27	1:52.686	22.161	51	1:52.066	24.929	12	1:49.486	20.914	20	1:49.948	24.673
6	1:48.616	02.068	25	1:52.509	22.376	8	1:51.979	25.087	99	1:49.791	24.168	16	1:49.597	24.775
59	1:50.325	03.568	31	1:58.433	29.538	90	1:51.895	25.722	8	1:50.094	30.016	12	1:49.887	25.493
10	1:50.003	03.781	Num Lap Time Gap			27	1:51.614	30.031	51	1:51.707	33.046	99	1:49.858	28.259
14	1:49.636	04.070	Lap 4			25	1:51.563	30.212	90	1:54.197	35.984	8	1:53.076	37.739
17	1:49.406	04.862	63	1:48.061		31	1:52.397	38.045	25	1:51.288	36.385	51	1:51.895	41.163
96	1:49.177	05.072	6	1:48.018	02.465	Num Lap Time Gap			27	1:51.856	38.424	90	1:50.710	42.252
21	1:48.981	05.540	10	1:48.219	04.348	Lap 6			31	1:52.046	47.932	25	1:50.928	42.738
20	1:50.296	07.507	14	1:47.864	05.085	63	1:47.741		Num Lap Time Gap			27	1:51.915	46.672
19	1:50.283	07.896	17	1:48.846	07.923	6	1:47.967	02.957	Lap 8			31	1:52.193	57.114
66	1:49.461	08.242	96	1:49.108	08.364	10	1:48.120	04.772	63	1:47.643		Num Lap Time Gap		
99	1:50.904	09.476	21	1:49.511	08.937	14	1:48.083	05.328	6	1:47.961	03.615	Lap 10		
12	1:50.733	09.838	19	1:49.183	11.294	17	1:48.364	08.962	10	1:47.889	05.268	63	1:47.749	
16	1:50.796	10.771	66	1:49.236	11.563	96	1:48.363	09.197	14	1:47.974	05.829	6	1:48.358	04.702
51	1:52.364	13.232	20	1:49.893	13.225	21	1:48.477	10.287	17	1:48.192	10.097	10	1:47.919	05.684
8	1:52.544	13.843	99	1:50.386	14.665	66	1:48.337	13.283	96	1:48.323	10.607	14	1:48.242	06.624
90	1:51.863	15.193	16	1:49.874	14.729	19	1:49.239	14.381	21	1:49.268	12.776	17	1:48.092	10.808
			12	1:50.550	15.179	20	1:49.760	17.253	66	1:48.341	14.516	96	1:48.363	11.530






Autodromo Nazionale Monza
International GT Open
Race - 1
Analysis by Lap



Autodromo Nazionale Monza 5.793 m.

Num	Lap Time	Gap	Num	Lap Time	Gap	Num	Lap Time	Gap	Num	Lap Time	Gap	Num	Lap Time	Gap			
21	1:49.227	15.463	66	1:48.964	16.836	17	1:48.428	11.546	10	1:48.284	07.437	90	1:49.721	1 Lap	12	1:49.528	41.768
66	1:48.503	15.770	21	1:49.346	16.953	96	1:48.217	11.979	96	1:48.565	13.720	51	3:07.680	1 Lap	99	1:49.755	48.036
19	1:48.861	19.873	19	1:49.081	21.174	66	1:48.765	18.876	14	1:54.729	14.620	25	3:10.407	1 Lap	27	1:52.425	1 Lap
12	1:50.865	28.609	12	1:49.494	30.665	21	1:48.959	20.414	17	1:53.880	18.729	20	1:48.972	3 Laps	31	3:14.597	1 Lap
99	1:50.105	30.615	99	1:50.597	34.468	19	1:48.909	23.579	66	1:48.669	21.180	17	1:47.764	1:39.414	14	1:48.166	1:47.053
16	1:59.984	37.010	16	1:50.035	39.763	12	1:49.371	34.012	21	1:49.913	24.500	Num Lap Time Gap					
8	1:50.228	40.218	8	1:50.002	43.409	99	1:49.948	38.803	19	1:49.254	26.736	Lap 19					
51	1:51.780	45.194	51	1:51.376	50.739	16	1:49.725	43.300	12	1:49.495	38.095	63	1:47.778				
90	1:51.646	46.149	90	1:50.974	51.228	8	1:49.895	47.730	99	1:50.013	43.841	6	1:53.543	13.877			
25	1:52.214	47.203	25	1:50.944	51.927	51	1:51.593	57.731	16	1:50.017	49.665	96	1:48.132	14.197			
27	1:51.990	50.913	27	1:51.643	57.420	90	1:51.000	58.253	8	1:49.836	53.203	66	1:48.710	24.385			
31	1:52.642	1:02.007	31	1:52.431	1:10.696	25	1:51.581	58.966	51	1:58.342	1:12.527	19	1:49.510	31.024			
Num Lap Time Gap			20	6:20.307	2 Laps	27	1:52.062	1:05.222	25	1:58.239	1:13.605	Num Lap Time Gap					
Lap 11			Num Lap Time Gap			31	1:52.537	1:20.405	31	1:57.789	1:35.362	Lap 17					
63	1:48.480		Lap 13			20	1:50.137	2 Laps	Num Lap Time Gap								
6	1:48.071	04.293	63	1:47.905		Num Lap Time Gap			Lap 15								
10	1:48.199	05.403	6	1:48.390	04.692	Num Lap Time Gap			63	1:47.472							
14	1:48.743	06.887	10	1:47.983	05.347	Num Lap Time Gap			6	1:48.345	07.583						
17	1:48.333	10.661	14	1:48.222	06.917	Num Lap Time Gap			10	1:48.249	08.066						
96	1:48.522	11.572	17	1:48.360	10.881	Num Lap Time Gap			96	1:47.737	13.837						
21	1:49.109	16.092	96	1:48.115	11.525	Num Lap Time Gap			66	1:48.882	22.442						
66	1:49.067	16.357	66	1:48.943	17.874	Num Lap Time Gap			19	1:48.921	28.037						
19	1:49.185	20.578	21	1:50.170	19.218	Num Lap Time Gap			21	1:56.010	32.890						
12	1:49.527	29.656	19	1:49.164	22.433	Num Lap Time Gap			90	3:02.194	1 Lap						
99	1:50.221	32.356	12	1:49.644	32.404	Num Lap Time Gap			12	1:49.446	39.921						
16	1:49.683	38.213	99	1:50.055	36.618	Num Lap Time Gap			99	1:49.741	45.962						
8	1:50.154	41.892	16	1:49.480	41.338	Num Lap Time Gap			27	3:09.502	1 Lap						
51	1:51.134	47.848	8	1:50.094	45.598	Num Lap Time Gap			16	1:56.503	58.548						
90	1:51.070	48.739	51	1:51.067	53.901	Num Lap Time Gap			20	3:00.759	3 Laps						
25	1:50.745	49.468	90	1:51.693	55.016	Num Lap Time Gap			8	1:56.638	1:02.221						
27	1:51.829	54.262	25	1:51.126	55.148	Num Lap Time Gap			17	3:08.222	1:39.331						
31	1:53.223	1:06.750	27	1:51.408	1:00.923	Num Lap Time Gap			14	3:19.568	1:46.568						
Num Lap Time Gap			31	1:52.840	1:15.631	Num Lap Time Gap			Num Lap Time Gap								
Lap 12			20	1:50.538	2 Laps	Num Lap Time Gap			Lap 20								
63	1:48.485		Num Lap Time Gap			27	1:58.415	1:16.165	63	1:53.775							
6	1:48.399	04.207	Lap 14			31	1:52.124	1:25.057	96	1:47.982	08.404						
10	1:48.351	05.269	63	1:47.763		20	1:56.026	2 Laps	66	1:48.698	19.308						
14	1:48.198	06.600	6	1:48.029	04.958	Num Lap Time Gap			19	1:49.041	26.290						
17	1:48.250	10.426	10	1:48.291	05.875	Lap 16			16	1:48.073	1 Lap						
96	1:48.228	11.315	14	1:47.807	06.961	63	1:47.484		90	1:48.984	1 Lap						
Num Lap Time Gap			Num Lap Time Gap			6	1:48.315	06.858	21	1:55.228	1 Lap						
Lap 18			Num Lap Time Gap			Num Lap Time Gap			Num Lap Time Gap								
63	1:47.681		Lap 16			63	1:47.484		Lap 18								
6	1:48.210	08.112	Num Lap Time Gap			6	1:48.210	08.112	Lap 18								
96	1:47.687	13.843	Num Lap Time Gap			96	1:47.687	13.843	Lap 18								
10	1:54.179	14.564	Num Lap Time Gap			10	1:54.179	14.564	Lap 18								
66	1:48.692	23.453	Num Lap Time Gap			66	1:48.692	23.453	Lap 18								
19	1:48.936	29.292	Num Lap Time Gap			19	1:48.936	29.292	Lap 18								






Autodromo Nazionale Monza
International GT Open
Race - 1
Analysis by Lap



Num	Lap Time	Gap	Num	Lap Time	Gap	Num	Lap Time	Gap	Num	Lap Time	Gap	Num	Lap Time	Gap		
8	1:49.890	1 Lap	8	1:49.601	1 Lap	20	1:48.320	2 Laps	51	1:49.536	1:37.823	51	1:49.157	1:39.390		
51	1:49.846	1 Lap	51	1:49.590	1 Lap	21	2:04.527	1:31.322	31	1:48.635	1:39.966	31	1:49.196	1:40.667		
99	1:49.641	45.816	25	1:48.677	1 Lap	27	1:50.722	1:33.751	27	1:51.262	1:43.592	25	1:49.019	1:47.914		
25	1:49.539	1 Lap	16	2:08.053	1 Lap	31	1:48.454	1:39.263	25	1:48.593	1:46.763	Num	Lap Time	Gap		
27	1:50.829	1 Lap	20	1:48.035	3 Laps	Lap 24			Lap 26			Lap 28				
20	1:48.303	3 Laps	99	1:56.758	42.756	6	1:48.233		6	1:48.381		6	1:48.527			
31	1:48.042	1 Lap	27	1:50.283	1 Lap	10	1:48.300	03.614	10	1:48.279	03.541	10	1:48.574	03.578		
6	2:59.037	1:19.139	31	1:48.673	1 Lap	96	1:48.202	08.081	96	1:48.988	09.801	27	1:55.363	1 Lap		
10	1:49.527	1:21.719	6	1:48.350	1:04.438	17	1:47.842	11.714	17	1:48.184	10.789	96	1:48.677	09.967		
17	1:47.380	1:32.903	10	1:49.018	1:07.825	63	1:47.371	14.541	63	1:47.291	12.483	17	1:48.419	10.276		
14	1:47.733	1:41.092	17	1:48.061	1:17.046	14	1:47.677	19.595	14	1:47.606	18.248	63	1:47.916	10.683		
12	3:00.678	1:56.632	63	1:47.922	1:20.785	19	1:50.088	34.452	66	1:48.653	35.805	14	1:48.062	17.173		
Num	Lap Time	Gap	14	1:47.724	1:25.327	66	1:49.150	34.565	19	1:49.550	38.487	66	1:48.935	36.804		
Lap 21			12	1:49.402	1:45.071	12	1:49.314	42.739	12	1:49.052	44.467	19	1:50.240	41.693		
96	1:48.394		90	1:49.179	2:09.529	90	1:49.735	1:07.253	90	1:49.735	1:10.396	12	1:49.401	46.001		
66	1:48.409	10.919	21	1:50.770	2:19.580	8	1:51.025	1:20.528	8	1:49.672	1:23.446	90	1:49.220	1:12.129		
19	1:49.686	19.178	8	1:49.593	2:20.618	99	1:53.717	1:21.877	16	1:48.767	1:27.092	8	1:49.395	1:25.487		
90	1:49.000	1 Lap	51	1:49.378	2:20.822	16	1:52.777	1:27.202	20	1:49.693	2 Laps	16	1:47.828	1:26.032		
16	1:53.516	1 Lap	25	1:48.599	2:21.140	20	1:51.898	2 Laps	99	1:53.767	1:30.922	20	1:48.169	2 Laps		
21	1:51.157	1 Lap	16	1:47.967	2:27.631	51	2:06.830	1:36.569	51	1:49.239	1:38.681	99	1:51.012	1:36.462		
8	1:49.469	1 Lap	20	1:47.857	2 Laps	31	1:48.583	1:39.613	31	1:48.334	1:39.919	51	1:48.897	1:39.760		
51	1:49.548	1 Lap	27	1:50.164	2:35.814	27	1:55.094	1:40.612	27	1:51.829	1:47.040	31	1:48.118	1:40.258		
25	1:49.479	1 Lap	31	1:48.397	2:43.594	25	2:16.357	1:46.452	25	1:48.961	1:47.343	25	1:48.528	1:47.915		
99	1:51.838	40.856	Num	Lap Time	Gap	Lap 25			Lap 27			Num			Lap Time	Gap
20	1:48.188	3 Laps	Lap 23			6	1:48.282		6	1:48.448		Lap 29				
27	1:51.158	1 Lap	6	1:48.347		10	1:48.311	03.643	10	1:48.438	03.531	6	1:48.668			
31	1:48.600	1 Lap	10	1:48.507	03.547	96	1:49.395	09.194	96	1:48.464	09.817	10	1:48.217	03.127		
6	1:48.605	1:10.946	96	3:00.897	08.112	17	1:47.844	12.105	17	1:48.043	10.384	96	1:48.791	10.090		
10	1:48.744	1:13.665	17	1:47.844	12.105	63	1:47.403	15.403	63	1:47.259	11.294	17	1:48.851	10.459		
17	1:47.738	1:23.843	63	1:47.403	15.403	14	1:47.609	20.151	14	1:47.838	17.638	63	1:48.861	10.876		
63	3:24.519	1:27.721	14	1:47.609	20.151	19	3:05.698	32.597	14	1:47.838	17.638	27	1:58.908	1 Lap		
14	1:48.167	1:32.461	19	3:05.698	32.597	66	3:15.973	33.648	66	1:49.039	36.396	14	1:47.758	16.263		
12	1:50.693	1:50.527	66	3:15.973	33.648	12	1:49.372	41.658	19	1:49.941	39.980	66	1:48.645	36.781		
Num	Lap Time	Gap	12	1:49.372	41.658	90	1:49.007	1:05.751	12	1:49.108	45.127	19	1:50.478	43.503		
Lap 22			90	1:49.007	1:05.751	99	3:26.422	1:16.393	90	1:49.488	1:11.436	12	1:49.406	46.739		
96	1:54.858		99	3:26.422	1:16.393	8	1:49.903	1:17.736	90	1:49.429	1:12.890	90	1:49.429	1:12.890		
66	1:54.399	10.460	8	1:49.903	1:17.736	51	1:49.935	1:17.972	8	1:49.621	1:24.619	16	1:48.260	1:25.624		
19	1:55.364	19.684	51	1:49.935	1:17.972	25	1:49.973	1:18.328	16	1:48.087	1:26.731	20	1:48.153	2 Laps		
90	1:49.391	1 Lap	25	1:49.973	1:18.328	16	1:47.812	1:22.658	20	1:48.311	2 Laps	8	1:51.988	1:28.807		
21	1:51.014	1 Lap	16	1:47.812	1:22.658	20	1:48.076	2 Laps	99	1:51.503	1:33.977	99	1:51.296	1:39.090		






Autodromo Nazionale Monza
International GT Open
Race - 1
Analysis by Lap



Num	Lap Time	Gap	Num	Lap Time	Gap	Num	Lap Time	Gap	Num	Lap Time	Gap	Num	Lap Time	Gap
51	1:48.951	1:40.043	Lap 32			99	1:52.959	1 Lap	14	1:49.443	13.928	25	1:48.721	1 Lap
31	1:48.799	1:40.389	6	1:48.051		96	1:48.573	12.091	99	1:55.508	1 Lap	66	1:49.317	39.975
25	1:48.515	1:47.762	10	1:48.413	03.667	17	1:48.611	12.773	25	1:48.686	1 Lap	12	1:50.235	57.507
Num Lap Time Gap			25	1:55.281	1 Lap	63	1:48.522	13.072	8	2:28.486	1 Lap	19	1:50.624	1:04.321
Lap 30			96	1:48.600	11.033	14	1:47.676	13.895	66	1:48.729	38.709	8	1:51.103	1 Lap
6	1:48.525		17	1:48.418	11.587	25	1:48.884	1 Lap	12	1:49.756	54.554	90	1:49.646	1:21.280
10	1:48.912	03.514	63	1:48.415	11.924	66	1:48.608	39.138	19	1:51.088	59.900	16	1:48.096	1:23.472
96	1:48.561	10.126	14	1:47.695	14.312	12	1:49.669	52.945	90	1:48.877	1:18.857	20	1:48.896	2 Laps
17	1:48.782	10.716	66	1:48.996	38.435	19	1:50.082	55.566	16	1:48.218	1:23.481	31	1:48.501	1:43.123
63	1:48.593	10.944	12	1:50.657	50.574	90	1:48.960	1:18.306	20	1:48.264	2 Laps	Num Lap Time Gap		
14	1:47.523	15.261	19	1:52.354	51.693	16	1:48.680	1:24.462	31	1:48.618	1:43.014	Lap 39		
66	1:48.666	36.922	90	1:49.487	1:16.574	20	1:57.878	2 Laps	Num Lap Time Gap					
19	1:50.434	45.412	16	1:48.140	1:24.568	8	1:51.809	1:40.408	Lap 37					
12	1:48.847	47.061	20	1:48.590	2 Laps	31	1:48.375	1:42.812	6	1:48.434		51	1:51.308	1 Lap
90	1:49.760	1:14.125	8	1:50.008	1:33.286	51	1:49.459	1:48.780	51	1:49.950	1 Lap	96	1:49.032	14.663
16	1:47.830	1:24.929	31	1:48.298	1:42.729	Num Lap Time Gap			10	1:48.754	04.154	63	1:49.163	15.726
20	1:47.934	2 Laps	51	1:49.441	1:46.574	Lap 35			96	1:49.020	13.396	14	1:49.090	16.204
8	1:49.835	1:30.117	Num Lap Time Gap			6	1:49.122		17	1:49.147	13.840	17	1:54.202	20.604
99	1:51.719	1:42.284	Lap 33			10	1:48.272	03.695	63	1:49.128	14.196	99	1:51.961	1 Lap
31	1:50.455	1:42.319	6	1:48.470		99	1:51.524	1 Lap	14	1:49.096	14.590	25	1:48.508	1 Lap
51	1:51.013	1:42.531	99	1:53.125	1 Lap	96	1:48.601	11.570	99	1:52.291	1 Lap	66	1:49.234	40.844
Num Lap Time Gap			10	1:48.897	04.094	17	1:48.396	12.047	25	1:48.783	1 Lap	12	1:50.047	59.189
Lap 31			96	1:49.141	11.704	63	1:48.451	12.401	66	1:48.792	39.067	19	1:52.381	1:08.337
6	1:48.421		17	1:49.231	12.348	14	1:48.171	12.944	12	1:49.561	55.681	8	1:50.327	1 Lap
25	1:49.714	1 Lap	63	1:49.282	12.736	25	1:48.708	1 Lap	19	1:50.640	1:02.106	90	1:49.534	1:22.449
10	1:48.212	03.305	14	1:48.563	14.405	66	1:48.423	38.439	8	2:23.965	1 Lap	16	1:48.033	1:23.140
96	1:48.779	10.484	25	2:09.097	1 Lap	12	1:49.434	53.257	90	1:49.620	1:20.043	20	1:52.837	2 Laps
17	1:48.925	11.220	66	1:48.751	38.716	19	1:50.827	57.271	16	1:48.738	1:23.785	31	1:48.440	1:43.198
63	1:49.037	11.560	12	1:49.358	51.462	90	1:49.255	1:18.439	20	1:48.830	2 Laps			
14	1:47.828	14.668	19	1:50.447	53.670	16	1:48.382	1:23.722	31	1:48.451	1:43.031	Num Lap Time Gap		
66	1:48.989	37.490	90	1:49.428	1:17.532	20	1:49.779	2 Laps	Lap 38					
19	1:50.399	47.390	16	1:47.870	1:23.968	31	1:49.165	1:42.855	6	1:48.409		51	1:49.856	1 Lap
12	1:49.328	47.968	20	1:47.788	2 Laps	Num Lap Time Gap			10	1:48.967	04.712			
90	1:49.434	1:15.138	8	1:51.969	1:36.785	Lap 36			96	1:49.009	13.996			
16	1:47.971	1:24.479	31	1:48.364	1:42.623	6	1:48.459		17	1:49.336	14.767			
20	1:47.732	2 Laps	51	1:49.403	1:47.507	51	1:50.206	1 Lap	63	1:49.141	14.928			
8	1:49.633	1:31.329	Num Lap Time Gap			10	1:48.598	03.834	14	1:49.298	15.479			
31	1:48.584	1:42.482	Lap 34			96	1:49.699	12.810	99	1:52.160	1 Lap			
51	1:51.074	1:45.184	6	1:48.186		17	1:49.539	13.127						
99	1:53.182	1:47.045	10	1:48.637	04.545	63	1:49.560	13.502						





Autodromo Nazionale Monza

International GT Open


Race - 1

Best Sectors Results












Sector - 1				Sector - 2				Sector - 3				Ideal Lap vs Best Lap				
Clas	Nº	Driver	Time	Nº	Driver	Time	Nº	Driver	Time	Clas	Nº	Driver	Ideal Lap	Best Lap	Clas	
1	16	Hahn - Khodair	33.988	31	Abbelen - Preining	36.330	63	Costa - Altoè	36.726	1	63	Costa - Altoè	1:47.160	1:47.259	1	
2	17	Rueda - Saravia	34.052	63	Costa - Altoè	36.367	96	Wilkinson - Turner	36.777	2	17	Rueda - Saravia	1:47.273	1:47.380	2	
3	63	Costa - Altoè	34.067	17	Rueda - Saravia	36.423	10	Ramos - Crestani	36.793	3	14	Siedler - Grenier	1:47.437	1:47.523	3	
4	14	Siedler - Grenier	34.127	14	Siedler - Grenier	36.482	17	Rueda - Saravia	36.798	4	20	Pierburg - Onslow-Cole	1:47.478	1:47.732	5	
5	20	Pierburg - Onslow-Cole	34.129	20	Pierburg - Onslow-Cole	36.492	14	Siedler - Grenier	36.828	5	16	Hahn - Khodair	1:47.554	1:47.786	6	
6	96	Wilkinson - Turner	34.191	16	Hahn - Khodair	36.597	25	Hrachowina - Konrad	36.841	6	96	Wilkinson - Turner	1:47.566	1:47.687	4	
7	10	Ramos - Crestani	34.231	96	Wilkinson - Turner	36.598	20	Pierburg - Onslow-Cole	36.857	7	10	Ramos - Crestani	1:47.638	1:47.889	7	
8	6	Spinelli - Agostini	34.277	10	Ramos - Crestani	36.614	6	Spinelli - Agostini	36.886	8	31	Abbelen - Preining	1:47.753	1:48.042	9	
9	66	Schandorff - Tujula	34.296	6	Spinelli - Agostini	36.617	16	Hahn - Khodair	36.969	9	6	Spinelli - Agostini	1:47.780	1:47.961	8	
10	31	Abbelen - Preining	34.368	66	Schandorff - Tujula	36.628	21	Cameron - Griffin	37.005	10	66	Schandorff - Tujula	1:47.981	1:48.183	10	
11	21	Cameron - Griffin	34.379	25	Hrachowina - Konrad	36.813	31	Abbelen - Preining	37.055	11	25	Hrachowina - Konrad	1:48.069	1:48.508	12	
12	25	Hrachowina - Konrad	34.415	90	Lenz - Di Folco	36.863	66	Schandorff - Tujula	37.057	12	21	Cameron - Griffin	1:48.281	1:48.477	11	
13	19	Liang - Giammaria	34.437	21	Cameron - Griffin	36.897	12	Leo - Razak	37.225	13	19	Liang - Giammaria	1:48.619	1:48.734	13	
14	51	Piovanetti - Negri	34.475	19	Liang - Giammaria	36.940	51	Piovanetti - Negri	37.227	14	51	Piovanetti - Negri	1:48.745	1:48.897	16	
15	99	Coimbra - Silva	34.495	12	Leo - Razak	37.020	19	Liang - Giammaria	37.242	15	12	Leo - Razak	1:48.759	1:48.847	14	
16	8	Giuseppe Cipriani	34.510	51	Piovanetti - Negri	37.043	90	Lenz - Di Folco	37.283	16	90	Lenz - Di Folco	1:48.760	1:48.877	15	
17	12	Leo - Razak	34.514	99	Coimbra - Silva	37.210	8	Giuseppe Cipriani	37.538	17	8	Giuseppe Cipriani	1:49.262	1:49.395	17	
18	90	Lenz - Di Folco	34.614	8	Giuseppe Cipriani	37.214	27	Martínez - Lewandows	37.594	18	99	Coimbra - Silva	1:49.350	1:49.612	18	
19	27	Martínez - Lewandows	35.033	27	Martínez - Lewandows	37.318	99	Coimbra - Silva	37.645	19	27	Martínez - Lewandows	1:49.945	1:50.164	19	
20	59	Kodrić - Chaves	35.230	59	Kodrić - Chaves	37.435	59	Kodrić - Chaves	37.660	20	59	Kodrić - Chaves	1:50.325	1:50.325	20	






Autodromo Nazionale Monza
International GT Open
Race - 1
Leader Sequence



Nº	Entrant/Team	Nat	Driver 1	Nat	Driver 2	Nat	Vehicle	Cat	Start Lap	End Lap	Laps	Total Laps
63	Emil Frey Racing	 CHE	<u>Albert Costa</u>	 ESP	Giacomo Altoè	 ITA	Lamborghini Huracan GT3 EVO	PRO	1	20	20	20
96	Optimum Motorsport	 GBR	Oliver Wilkinson	 GBR	<u>Darren Turner</u>	 GBR	Aston Martin GT3 AMR MY2019	PRO	21	22	2	2
6	Antonelli MotorSport	 ITA	<u>Loris Spinelli</u>	 ITA	Riccardo Agostini	 ITA	Mercedes AMG GT3	PRO	23	39	17	17






Autodromo Nazionale Monza
International GT Open
Race - 1
Best 5 Lap Times



Cl	N°	Entrant/Team	Nat	Driver 1	Nat	Status	Driver 2	Nat	Status	Vehicle	Cat	Cl	Best 1		Best 2		Best 3		Best 4		Best 5		
													Time	Lap	Time	Lap	Time	Lap	Time	Lap	Time	Lap	
1	63	Emil Frey Racing	CH	Albert Costa	ES		Giacomo Altoè	IT		Lamborghini Huracan GT3 EVO	PRO	1	1:47.259	27	1:47.291	26	1:47.314	25	1:47.371	24	1:47.403	23	
2	17	Teo Martín Motorsport	ES	Fran Rueda	ES		Andrés Saravia	GT		McLaren 720 s	PRO	2	1:47.380	20	1:47.554	25	1:47.662	19	1:47.738	21	1:47.764	18	
3	14	Emil Frey Racing	CH	Norbert Siedler	AT		Mikaël Grenier	CA		Lamborghini Huracan GT3 EVO	PRO	3	1:47.523	30	1:47.606	26	1:47.609	23	1:47.676	34	1:47.677	24	
4	96	Optimum Motorsport	GB	Oliver Wilkinson	GB		Darren Turner	GB		Aston Martin GT3 AMR MY2019	PRO	4	1:47.687	18	1:47.737	17	1:47.982	20	1:48.045	9	1:48.104	5	
5	20	SPS Automotive Performance	DE	Valentin Pierburg	DE		Tom Onslow-Cole	GB		Mercedes AMG GT3	PROAM	1	1:47.732	29	1:47.788	31	1:47.857	20	1:47.934	28	1:48.035	19	
6	16	Teo Martín Motorsport	ES	Marcelo Hahn	BR		Allam Khodair	BR		McLaren 720 s	PROAM	2	1:47.786	25	1:47.812	23	1:47.828	28	1:47.830	30	1:47.870	33	
7	10	SPS Automotive Performance	DE	Miguel Ramos	PT		Fabrizio Crestani	IT		Mercedes AMG GT3	PRO	5	1:47.889	8	1:47.898	7	1:47.919	10	1:47.938	5	1:47.982	9	
8	6	Antonelli MotorSport	IT	Loris Spinelli	IT		Riccardo Agostini	IT		Mercedes AMG GT3	PRO	6	1:47.961	8	1:47.967	6	1:47.988	7	1:48.018	4	1:48.029	14	
9	31	Frikadelli Racing	DE	Klaus Abbelen	DE		Thomas Preining	AT		Porsche GT3 R	PROAM	3	1:48.042	19	1:48.118	28	1:48.298	32	1:48.334	26	1:48.364	33	
10	66	Vincenzo Sospiri Racing	IT	Frederik Schandorff	DK		Tuomas Tujula	FI		Lamborghini Huracan GT3 EVO	PROAM	4	1:48.183	7	1:48.236	9	1:48.337	6	1:48.341	8	1:48.409	21	
11	21	Spirit of Race	IT	Duncan Cameron	GB		Matt Griffin	IR		Ferrari 488 GT3	PROAM	5	1:48.477	6	1:48.507	5	1:48.512	7	1:48.945	9	1:48.959	14	
12	25	HTP Motorsport	DE	Alexander Hrachowina	AT		Martin Konrad	AT		Mercedes AMG GT3	AM	1	1:48.508	38	1:48.515	29	1:48.528	28	1:48.593	25	1:48.599	22	
13	19	Raton Racing by Target	IT	Jiatong Liang	CN		Raffaele Giammaria	IT		Lamborghini Huracan GT3 EVO	PROAM	6	1:48.734	8	1:48.859	15	1:48.861	10	1:48.909	14	1:48.921	17	
14	12	Ombra Racing	IT	Federico Leo	IT		Najjy Razak	MY		Lamborghini Huracan GT3 EVO	PRO	7	1:48.847	30	1:49.052	26	1:49.108	27	1:49.314	24	1:49.327	6	
15	90	Raton Racing by Target	IT	Christoph Lenz	CH		Alberto Di Folco	IT		Lamborghini Huracan GT3 EVO	PROAM	7	1:48.877	36	1:48.960	34	1:48.975	18	1:48.984	19	1:49.000	20	
16	51	Spirit of Race	IT	Francesco Piovanetti	PR		Oswaldo Negri	BR		Ferrari 488 GT3	AM	2	1:48.897	28	1:48.951	29	1:49.157	27	1:49.239	26	1:49.378	22	
17	8	Antonelli MotorSport	IT	Giuseppe Cipriani	IT		Luis Silva	PT		Mercedes AMG GT3	AM	3	1:49.395	28	1:49.469	20	1:49.593	22	1:49.601	21	1:49.621	27	
18	99	Sports and You	ES	António Coimbra	PT		Luis Silva	PT		Mercedes AMG GT3	AM	4	1:49.612	8	1:49.641	20	1:49.692	19	1:49.741	17	1:49.755	18	
19	27	Lazarus Racing	ES	Eliseo Martínez	AR		Andrzej Lewandowski	ES		Lamborghini Huracan GT3 EVO	AM	5	1:50.164	22	1:50.283	21	1:50.722	23	1:50.829	19	1:51.158	20	
20	59	Teo Martín Motorsport	ES	Martin Kodrić	HR		Henrique Chaves	PT		McLaren 720 s	PRO	8	1:50.325	2	1:51.358	3	1:53.474	1	1:57.847	4			





Autodromo Nazionale Monza

International GT Open


Race - 1

Best 5 Top Speeds



Cl	N°	Entrant/Team	Nat	Driver 1	Nat	Driver 2	Nat	Vehicle	Cat	Cl	Top 1		Top 2		Top 3		Top 4		Top 5		
											Km/h	Lap	Km/h	Lap	Km/h	Lap	Km/h	Lap	Km/h	Lap	Km/h
1	16	Teo Martín Motorsport	ESP	Marcelo Hahn	BRA	Allam Khodair	BRA	McLaren 720 s	PROAM	1	284.2	4	279.7	26	279.0	3	279.0	7	279.0	23	280.2
2	63	Emil Frey Racing	CHE	Albert Costa	ESP	Giacomo Altoè	ITA	Lamborghini Huracan GT3 EVO	PRO	1	283.4	39	280.5	29	280.5	33	280.5	38	279.7	27	280.9
3	66	Vincenzo Sospiri Racing	ITA	Frederik Schandorff	DNK	Tuomas Tujula	FIN	Lamborghini Huracan GT3 EVO	PROAM	2	282.7	2	282.7	4	279.0	5	279.0	9	278.3	13	280.3
4	6	Antonelli MotorSport	ITA	Loris Spinelli	ITA	Riccardo Agostini	ITA	Mercedes AMG GT3	PRO	2	280.5	30	280.5	33	279.0	27	279.0	34	278.3	28	279.5
5	17	Teo Martín Motorsport	ESP	Fran Rueda	ESP	Andrés Saravia	GTN	McLaren 720 s	PRO	3	280.5	3	280.5	39	279.0	4	279.0	7	279.0	24	279.6
6	96	Optimum Motorsport	GBR	Oliver Wilkinson	GBR	Darren Turner	GBR	Aston Martin GT3 AMR MY2019	PRO	4	280.5	6	278.3	14	277.6	3	277.6	35	276.9	8	278.2
7	10	SPS Automotive Performance	DEU	Miguel Ramos	PRT	Fabrizio Crestani	ITA	Mercedes AMG GT3	PRO	5	279.7	39	279.0	18	279.0	37	278.3	3	278.3	14	278.9
8	99	Sports and You	PRT	António Coimbra	PRT	Luis Silva	PRT	Mercedes AMG GT3	AM	1	279.7	21	279.0	20	278.3	2	278.3	4	277.6	6	278.6
9	14	Emil Frey Racing	CHE	Norbert Siedler	AUT	Mikaël Grenier	CAN	Lamborghini Huracan GT3 EVO	PRO	6	279.0	5	279.0	6	279.0	7	279.0	8	279.0	9	279.0
10	19	Raton Racing by Target	ITA	Jiatong Liang	CHN	Raffaele Giammaria	ITA	Lamborghini Huracan GT3 EVO	PROAM	3	279.0	25	278.3	4	277.6	5	276.9	6	276.2	2	277.6
11	20	SPS Automotive Performance	DEU	Valentin Pierburg	DEU	Tom Onslow-Cole	GBR	Mercedes AMG GT3	PROAM	4	278.3	21	278.3	24	277.6	4	277.6	18	277.6	23	277.9
12	21	Spirit of Race	ITA	Duncan Cameron	GBR	Matt Griffin	IRL	Ferrari 488 GT3	PROAM	5	278.3	3	277.6	9	276.9	5	276.9	10	276.2	2	277.2
13	25	HTP Motorsport	DEU	Alexander Hrachowina	AUT	Martin Konrad	AUT	Mercedes AMG GT3	AM	2	278.3	22	277.6	26	277.6	38	276.9	7	276.9	13	277.4
14	51	Spirit of Race	ITA	Francesco Piovanetti	PRI	Oswaldo Negri	BRA	Ferrari 488 GT3	AM	3	278.3	24	277.6	22	276.9	21	276.2	3	276.2	4	277.0
15	12	Ombra Racing	ITA	Federico Leo	ITA	Najjy Razak	MYA	Lamborghini Huracan GT3 EVO	PRO	7	276.9	31	276.2	3	276.2	7	276.2	8	276.2	30	276.3
16	90	Raton Racing by Target	ITA	Christoph Lenz	CHE	Alberto Di Folco	ITA	Lamborghini Huracan GT3 EVO	PROAM	6	276.9	6	276.9	7	275.5	4	275.5	9	274.8	3	275.9
17	8	Antonelli MotorSport	ITA	Giuseppe Cipriani	ITA	Thomas Preining	AUT	Mercedes AMG GT3	AM	4	276.2	3	276.2	5	276.2	8	276.2	9	276.2	17	276.2
18	31	Frikadelli Racing	DEU	Klaus Abbelen	DEU	Thomas Preining	AUT	Porsche GT3 R	PROAM	7	274.8	30	273.4	29	272.0	27	272.0	28	272.0	31	272.8
19	27	Lazarus Racing	ESP	Eliseo Martínez	ARG	Andrzej Lewandowski	ESP	Lamborghini Huracan GT3 EVO	AM	5	272.7	21	272.0	23	272.0	24	272.0	26	271.3	14	272.0
20	59	Teo Martín Motorsport	ESP	Martin Kodrić	HRV	Henrique Chaves	PRT	McLaren 720 s	PRO	8	263.4	2	262.7	4	261.5	3	254.7	1			260.6






Autodromo Nazionale Monza
International GT Open
Race - 1
Fastest Laps Sequence



Autodromo Nazionale Monza 5.793 m.

Lap	Time of Day	Session Time	Nº	Entrant/Team	Nat	Driver 1	Nat	Driver 2	Nat	Vehicle	Cat	Time	Km/h
2	15:19:34.907	3:39.907	63	Emil Frey Racing		<u>Albert Costa</u>		Giacomo Altoè		Lamborghini Huracan GT3 EVO	PRO	1:48.283	192.5
3	15:21:22.816	5:27.816	63	Emil Frey Racing		<u>Albert Costa</u>		Giacomo Altoè		Lamborghini Huracan GT3 EVO	PRO	1:47.909	193.2
4	15:23:15.962	7:20.962	14	Emil Frey Racing		<u>Norbert Siedler</u>		Mikaël Grenier		Lamborghini Huracan GT3 EVO	PRO	1:47.864	193.3
5	15:25:03.757	9:08.757	14	Emil Frey Racing		<u>Norbert Siedler</u>		Mikaël Grenier		Lamborghini Huracan GT3 EVO	PRO	1:47.794	193.4
6	15:26:46.511	10:51.511	63	Emil Frey Racing		<u>Albert Costa</u>		Giacomo Altoè		Lamborghini Huracan GT3 EVO	PRO	1:47.741	193.5
7	15:28:34.159	12:39.159	63	Emil Frey Racing		<u>Albert Costa</u>		Giacomo Altoè		Lamborghini Huracan GT3 EVO	PRO	1:47.648	193.7
8	15:30:21.802	14:26.802	63	Emil Frey Racing		<u>Albert Costa</u>		Giacomo Altoè		Lamborghini Huracan GT3 EVO	PRO	1:47.643	193.7
15	15:42:57.392	27:02.392	63	Emil Frey Racing		<u>Albert Costa</u>		Giacomo Altoè		Lamborghini Huracan GT3 EVO	PRO	1:47.472	194.0
20	15:53:34.633	37:39.633	17	Teo Martín Motorsport		<u>Fran Rueda</u>		Andrés Saravia		McLaren 720 s	PRO	1:47.380	194.2
24	16:00:48.945	44:53.945	63	Emil Frey Racing		Albert Costa		<u>Giacomo Altoè</u>		Lamborghini Huracan GT3 EVO	PRO	1:47.371	194.2
25	16:02:36.259	46:41.259	63	Emil Frey Racing		Albert Costa		<u>Giacomo Altoè</u>		Lamborghini Huracan GT3 EVO	PRO	1:47.314	194.3
26	16:04:23.550	48:28.550	63	Emil Frey Racing		Albert Costa		<u>Giacomo Altoè</u>		Lamborghini Huracan GT3 EVO	PRO	1:47.291	194.3
27	16:06:10.810	50:15.810	63	Emil Frey Racing		Albert Costa		<u>Giacomo Altoè</u>		Lamborghini Huracan GT3 EVO	PRO	1:47.259	194.4





Autodromo Nazionale Monza

International GT Open


Race - 1

Event Best Maximum Speed



Nº	Entrant/Team	Nat	Driver 1	Nat	Driver 2	Nat	Vehicle	Cat	Km/h	Session
16	Teo Martín Motorsport		Marcelo Hahn		Allam Khodair		McLaren 720 s	PROAM	284.2	Race - 1
63	Emil Frey Racing		Albert Costa		Giacomo Altoè		Lamborghini Huracan GT3 EVO	PRO	283.4	Race - 1
66	Vincenzo Sospiri Racing		Frederik Schandorff		Tuomas Tujula		Lamborghini Huracan GT3 EVO	PROAM	282.7	Race - 1
14	Emil Frey Racing		Norbert Siedler		Mikaël Grenier		Lamborghini Huracan GT3 EVO	PRO	281.2	Free Practice - 2
17	Teo Martín Motorsport		Fran Rueda		Andrés Saravia		McLaren 720 s	PRO	280.5	Free Practice - 2
96	Optimum Motorsport		Oliver Wilkinson		Darren Turner		Aston Martin GT3 AMR MY2019	PRO	280.5	Qualifying - 1 Driver - 1
6	Antonelli MotorSport		Loris Spinelli		Riccardo Agostini		Mercedes AMG GT3	PRO	280.5	Race - 1
99	Sports and You		António Coimbra		Luis Silva		Mercedes AMG GT3	AM	279.7	Race - 1
10	SPS Automotive Performance		Miguel Ramos		Fabrizio Crestani		Mercedes AMG GT3	PRO	279.7	Race - 1
8	Antonelli MotorSport		Giuseppe Cipriani				Mercedes AMG GT3	AM	279.0	Free Practice - 1
59	Teo Martín Motorsport		Martin Kodrić		Henrique Chaves		McLaren 720 s	PRO	279.0	Qualifying - 1 Driver - 1
21	Spirit of Race		Duncan Cameron		Matt Griffin		Ferrari 488 GT3	PROAM	279.0	Qualifying - 1 Driver - 1
19	Raton Racing by Target		Jiatong Liang		Raffaele Giammaria		Lamborghini Huracan GT3 EVO	PROAM	279.0	Race - 1
25	HTP Motorsport		Alexander Hrachowina		Martin Konrad		Mercedes AMG GT3	AM	278.3	Race - 1
20	SPS Automotive Performance		Valentin Pierburg		Tom Onslow-Cole		Mercedes AMG GT3	PROAM	278.3	Race - 1
51	Spirit of Race		Francesco Piovanetti		Oswaldo Negri		Ferrari 488 GT3	AM	278.3	Race - 1
12	Ombra Racing		Federico Leo		Najiy Razak		Lamborghini Huracan GT3 EVO	PRO	277.6	Free Practice - 2
90	Raton Racing by Target		Christoph Lenz		Alberto Di Folco		Lamborghini Huracan GT3 EVO	PROAM	276.9	Race - 1
27	Lazarus Racing		Eliseo Martínez		Andrzej Lewandowski		Lamborghini Huracan GT3 EVO	AM	274.8	Qualifying - 1 Driver - 1
31	Frikadelli Racing		Klaus Abbelen		Thomas Preining		Porsche GT3 R	PROAM	274.8	Race - 1






Autodromo Nazionale Monza
International GT Open
Race - 1
Lap Chart



LAP

Nr	Po	Grid	1	2	3	4	5	6	7	8	9	10	11	12	13	14	15	16	17	18	19	20	21	22	23	24	25	26	27	28	29	30	31	32	33	34	35	
63	1	63	63	63	63	63	63	63	63	63	63	63	63	63	63	63	63	63	63	63	63	63	96	96	6	6	6	6	6	6	6	6	6	6	6	6	6	
59	2	59	59	6	6	6	6	6	6	6	6	6	6	6	6	6	6	6	6	6	6	96	66	66	10	10	10	10	10	10	10	10	10	10	10	10	10	10
6	3	6	6	59	10	10	10	10	10	10	10	10	10	10	10	10	10	10	96	96	66	19	19	96	96	96	96	96	96	96	96	96	96	96	96	96	96	96
14	4	14	10	10	14	14	14	14	14	14	14	14	14	14	14	14	96	96	10	66	19	99	99	17	17	17	17	17	17	17	17	17	17	17	17	17	17	17
10	5	10	14	14	59	17	17	17	17	17	17	17	17	17	17	17	14	66	66	19	99	6	6	63	63	63	63	63	63	63	63	63	63	63	63	63	63	63
17	6	17	17	17	17	96	96	96	96	96	96	96	96	96	96	96	17	19	19	12	6	10	10	14	14	14	14	14	14	14	14	14	14	14	14	14	14	14
96	7	96	96	96	96	21	21	21	21	21	21	21	21	66	66	66	66	66	21	12	99	10	17	17	19	19	66	66	66	66	66	66	66	66	66	66	66	66
21	8	21	21	21	21	19	66	66	66	66	66	66	66	21	21	21	21	21	12	99	10	17	63	63	66	66	19	19	19	19	19	19	19	19	12	12	12	12
20	9	20	20	20	19	66	19	19	19	19	19	19	19	19	19	19	19	19	99	17	17	14	14	14	12	12	12	12	12	12	12	12	12	12	19	19	19	19
19	10	19	19	19	66	20	20	20	20	20	20	12	12	12	12	12	12	12	16	14	14	12	12	12	90	90	90	90	90	90	90	90	90	90	90	90	90	90
8	11	8	99	66	20	99	16	16	16	16	16	99	99	99	99	99	99	99	8	16	16	90	90	90	99	8	8	8	8	8	16	16	16	16	16	16	16	16
99	12	99	66	99	99	16	12	12	12	12	12	16	16	16	16	16	16	16	17	21	90	16	21	21	8	99	99	16	16	16	8	8	8	8	8	8	8	31
12	13	12	12	12	12	99	99	99	99	99	8	8	8	8	8	8	8	8	14	90	21	21	8	8	51	16	16	99	99	99	99	99	99	31	31	31	31	51
16	14	16	16	16	16	59	51	8	8	8	8	51	51	51	51	51	51	51	90	8	8	8	51	51	25	51	51	51	51	51	51	31	51	51	51	51	51	99
25	15	25	51	51	51	51	8	51	51	51	51	90	90	90	90	90	25	25	51	51	51	51	25	25	16	31	31	31	31	31	31	31	51	99	99	99	99	25
66	16	66	8	8	8	8	90	90	90	90	90	25	25	25	25	25	90	31	25	25	25	25	25	16	16	21	27	27	27	25	25	25	25	25	25	25	25	8
90	17	90	90	90	90	90	27	25	25	25	25	27	27	27	27	27	27	90	27	27	27	27	27	27	27	25	25	25	27	27	20	20	20	20	20	20	20	
27	18	27	27	27	27	27	25	27	27	27	27	31	31	31	31	31	31	27	31	31	31	31	31	31	31	20	20	20	20	20	20	20	20	20	20	20	20	
51	19	51	25	25	25	25	31	31	31	31	31	20	20	20	20	20	20	20	20	20	20	20	20	20	20	20	20	20	20	20	20	20	20	20	20	20	20	
31	20	31	31	31	31	31	31	31	31	31	31	20	20	20	20	20	20	20	20	20	20	20	20	20	20	20	20	20	20	20	20	20	20	20	20	20	20	






Autodromo Nazionale Monza
International GT Open
Race - 1
Lap Chart

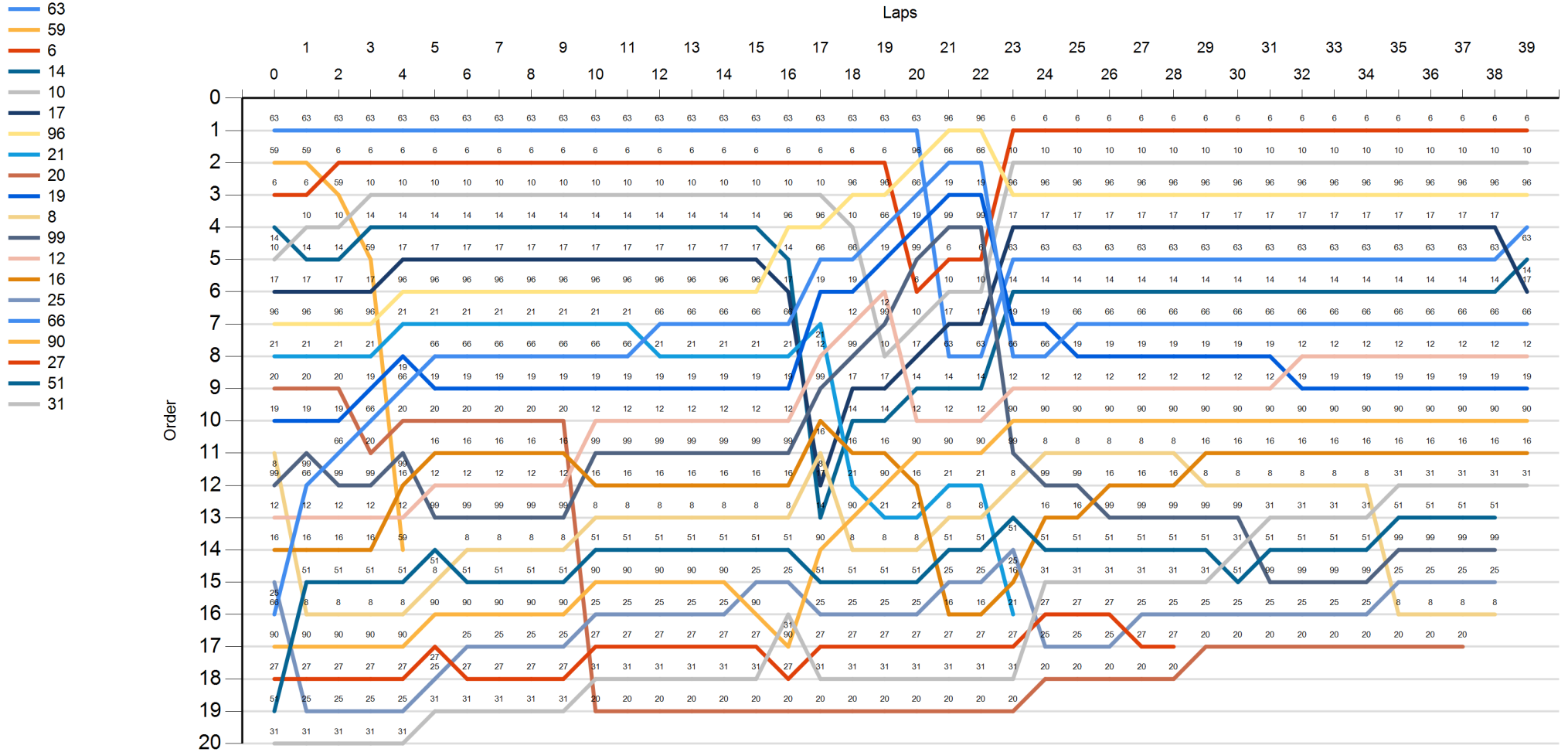



LAP					
Nr	Po	36	37	38	39
63	1	6	6	6	6
59	2	10	10	10	10
6	3	96	96	96	96
14	4	17	17	17	63
10	5	63	63	63	14
17	6	14	14	14	17
96	7	66	66	66	66
21	8	12	12	12	12
20	9	19	19	19	19
19	10	90	90	90	90
8	11	16	16	16	16
99	12	31	31	31	31
12	13	51	51	51	
16	14	99	99	99	
25	15	25	25	25	
66	16	8	8	8	
90	17	20	20		
27	18				
51	19				
31	20				





Autodromo Nazionale Monza
International GT Open
Race - 1
Graphic Lap Chart





Autodromo Nazionale Monza

International GT Open


Race - 1

Pit Stop Analysis



Nr.	In Day Time	Entrant/Team	Nat	Driver 1	Nat	Driver 2	Nat	Vehicle	Cat	In Time	Stop N°	Pit Time	Handicap	Penalty
90	15:44:00.132	Raton Racing by Target	ITA	Christoph Lenz	CHE	Alberto Di Folco	ITA	Lamborghini Huracan GT3 EVO	PROAM	28:05.455	1	1:16.860	1:15	
27	15:44:08.191	Lazarus Racing	ITA	Eliseo Martínez	ARG	Andrzej Lewandowski	ESP	Lamborghini Huracan GT3 EVO	AM	28:13.515	1	1:20.093	1:15	
20	15:44:25.947	SPS Automotive Performance	DEU	Valentin Pierburg	DEU	Tom Onslow-Cole	GBR	Mercedes AMG GT3	PROAM	28:31.271	1	1:16.694	1:15	
14	15:44:54.132	Emil Frey Racing	CHE	Norbert Siedler	AUT	Mikaël Grenier	CAN	Lamborghini Huracan GT3 EVO	PRO	28:59.456	1	1:35.636	1:35	
17	15:44:58.297	Teo Martín Motorsport	ESP	Fran Rueda	ESP	Andrés Saravia	GTM	McLaren 720 s	PRO	29:03.621	1	1:25.242	1:25	
51	15:45:51.883	Spirit of Race	ITA	Francesco Piovanetti	PRI	Oswaldo Negri	BRA	Ferrari 488 GT3	AM	29:57.206	1	1:21.719	1:15	
25	15:45:53.174	HTP Motorsport	DEU	Alexander Hrachowina	AUT	Martin Konrad	AUT	Mercedes AMG GT3	AM	29:58.498	1	1:25.803	1:25	
31	15:46:15.000	Frikadelli Racing	DEU	Klaus Abbelen	DEU	Thomas Preining	AUT	Porsche GT3 R	PROAM	30:20.324	1	1:31.106	1:15	
21	15:47:00.168	Spirit of Race	ITA	Duncan Cameron	GBR	Matt Griffin	IRL	Ferrari 488 GT3	PROAM	31:05.492	1	1:52.843	1:20	
16	15:47:25.554	Teo Martín Motorsport	ESP	Marcelo Hahn	BRA	Allam Khodair	BRA	McLaren 720 s	PROAM	31:30.878	1	1:25.119	1:25	
8	15:47:29.501	Antonelli MotorSport	ITA	Giuseppe Cipriani	ITA			Mercedes AMG GT3	AM	31:34.824	1	1:36.005	1:35	
10	15:48:29.549	SPS Automotive Performance	DEU	Miguel Ramos	PRT	Fabrizio Crestani	ITA	Mercedes AMG GT3	PRO	32:34.872	1	1:15.219	1:15	
6	15:50:16.509	Antonelli MotorSport	ITA	Loris Spinelli	ITA	Riccardo Agostini	ITA	Mercedes AMG GT3	PRO	34:21.833	1	1:15.348	1:15	
12	15:50:52.444	Ombra Racing	ITA	Federico Leo	ITA	Najiy Razak	MYS	Lamborghini Huracan GT3 EVO	PRO	34:57.768	1	1:15.761	1:15	
63	15:51:56.391	Emil Frey Racing	CHE	Albert Costa	ESP	Giacomo Altoè	ITA	Lamborghini Huracan GT3 EVO	PRO	36:01.715	1	1:41.031	1:40	
96	15:55:48.242	Optimum Motorsport	GBR	Oliver Wilkinson	GBR	Darren Turner	GBR	Aston Martin GT3 AMR MY2019	PRO	39:53.565	1	1:15.990	1:15	
66	15:55:58.560	Vincenzo Sospiri Racing	ITA	Frederik Schandorff	DNK	Tuomas Tujula	FIN	Lamborghini Huracan GT3 EVO	PROAM	40:03.884	1	1:31.923	1:30	
19	15:56:07.824	Raton Racing by Target	ITA	Jiatong Liang	CHN	Raffaele Giammaria	ITA	Lamborghini Huracan GT3 EVO	PROAM	40:13.148	1	1:20.982	1:20	
99	15:56:30.848	Sports and You	PRT	António Coimbra	PRT	Luis Silva	PRT	Mercedes AMG GT3	AM	40:36.172	1	1:37.005	1:35	

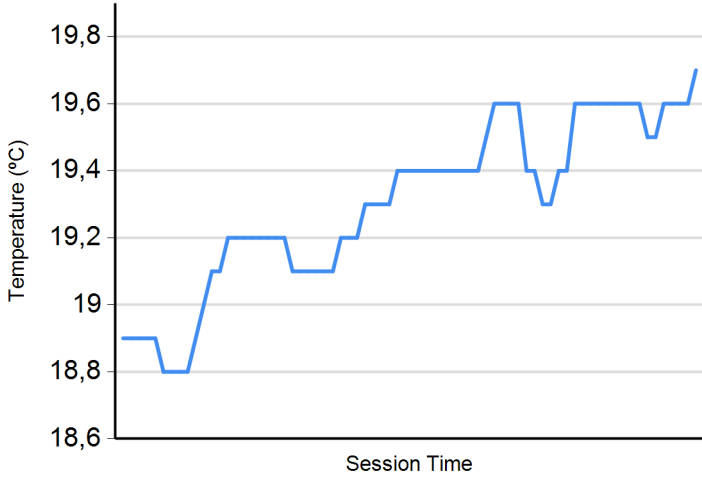




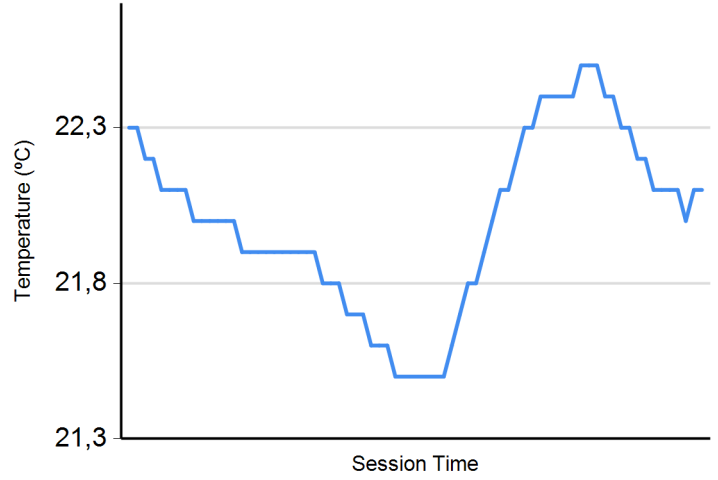
Autodromo Nazionale Monza
International GT Open
Race - 1
Weather Report



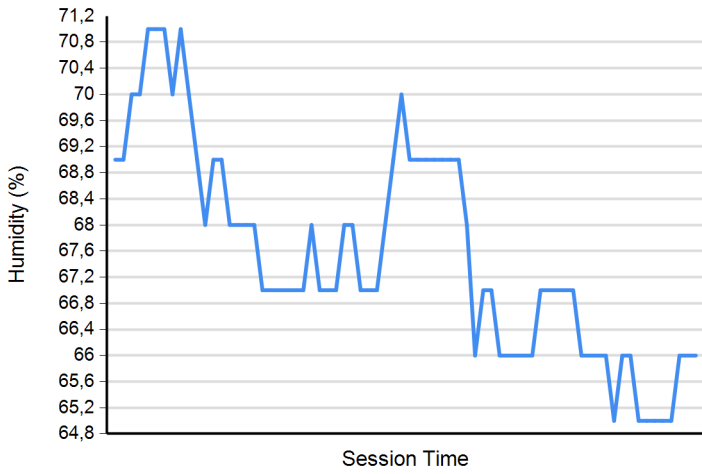
Air Temperature



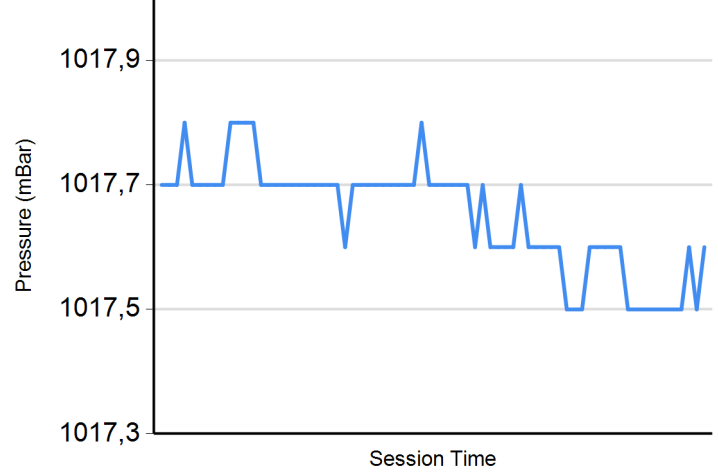
Track Temperature



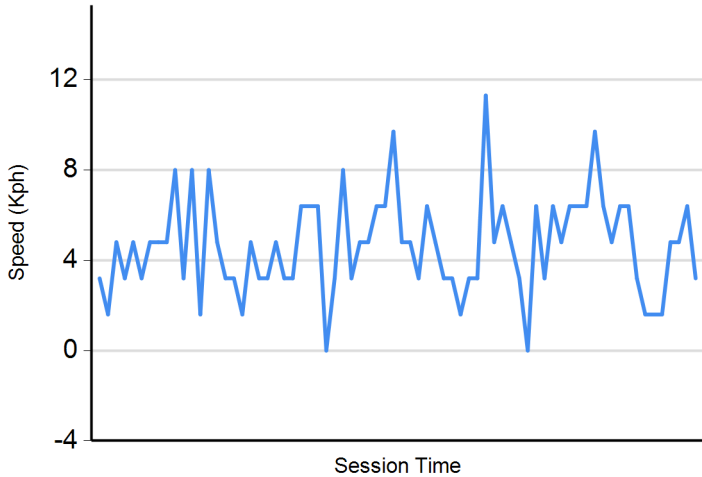
Humidity



Pressure



Wind Speed



Wind direction

North = 0°/360° Est = 90° South = 180° West = 270°

